

***CHEROKEE***  
**PARTS CATALOG**

**PA-28-140**

**PA-28-150**

**PA 28-160**

**PA-28-180**

**PA-28-235**

**PA-28R-180**

**PA-28R-200**

**PIPER AIRCRAFT CORPORATION**

---

# PIPER PARTS CATALOG

---

## REVISION STATUS

The information compiled in this Parts Catalog will be kept current by revisions distributed periodically. Current Revisions to this PA-28 and PA-28R Parts Catalog issued August 16, 1973 are as follows:

753 582 (PR750815) .....	Dated August 1975
753 582 (PR760430) .....	Dated April 1976
753 582 (PR760831) .....	Dated August 1976
753 582 (PR770304) .....	Dated March 1977
753 582 (PR770715) .....	Dated July 1977
753 582 (PR780908) .....	Dated September 1978
753 582 (PR790405) .....	Dated April 1979
753 582 (PR800520) .....	Dated May 1980
753-582 (PR040610) .....	Dated June 10, 2004
753 582 (PR071210) .....	Dated December 2007
753 582 (PR080310) .....	Dated March 2008
753 582 (PR080610) .....	Dated June 2008
753 582 (PR080910) .....	Dated September 2008
753 582 (PR090310) .....	Dated June 2009

\* Piper has ceased production of all Aerofiche (i.e.,) products. Parts Catalog subscriptions are available exclusive from Aventext, Inc. ([www.Avantext.com](http://www.Avantext.com)) on CD-Rom or DVD. The CDs/DVDs include applicable Service Bulletins and Service Letters.

## WARNING

The information contained in this manual is periodically revised. Piper Aircraft Corporation urges all users of this manual to keep it current. Contact your nearest Piper Aircraft Corporation distributor to arrange for a subscription to future revisions.

## MAINTENANCE ALERT

Refer to PIPER Service Letter No. 1041  
Accident/Incident Reporting

# PIPER PARTS CATALOG

## INTRODUCTION

This illustrated Parts Catalog provides simple, positive identification of replacement parts for the Piper Model PA-28 CHEROKEE -151/161 manufactured by the Piper Aircraft Corporation of Vero Beach, Florida.

**NOTE: DO NOT USE THIS CATALOG FOR RIGGING AND INSTALLATION PURPOSES.**

1. The catalog is divided into thirteen major sections as follows:
  - a. Section I to XII inclusive contains all replacement parts for the complete airplane. Each section is subdivided and each division includes an illustration and a parts listing.
  - b. Section XIII is the Miscellaneous Group. This group includes an illustration and parts list for the Placards and Exterior Stencils, a listing of the Optional Equipment Kits, Repair kits and Special Tools, and a listing of Miscellaneous Hardware and Consumables.
2. The following is a brief explanation of the columns in the parts lists: (Refer to EXAMPLE below).
  - a. The FIGURE AND INDEX NUMBER column indicates the illustration figure number and its part index number. EXAMPLE: (2-1), the 2 is the figure number and the 1 is the index number. The figure number appears only at the top of each parts list page.
  - b. The PART NUMBER column contains the identifying number of the replacement part and this number must be shown on all parts orders.
  - c. The CODE column is for the purpose of indicating special uses of the part. An explanation of the letter code used is shown on the grid (page) preceding each parts listing and pertains to that listing only.

**ALL PARTS WITH A "W" MUST BE PURCHASED FROM PIPER  
AIRCRAFT CORPORATION, VERO BEACH, FLORIDA**

- d. The NOMENCLATURE column indicates the part name. This name must be shown on all parts orders.
- e. The NO. REQ. (Number Required) column represents the total quantity of parts used per figure when the part is not indented and the quantity of parts used per assembly when the part is indented. The symbol AR listed in this column means As Required.
- f. The SERIAL NUMBERS AFFECTED column indicates the part application by airplane serial number. Unless otherwise noted, serial numbers listed with the model year and up (ex. 28-7716001 and up) are intended to include the new style of serial numbers that do not reference the model year (ex. 2816001 and up).

### EXAMPLE

Figure and Index Number	Part Number	Code	NOMENCLATURE	No. Req.	SERIAL NUMBERS AFFECTED
2-1	XXXXX-XX		DOOR ASSEMBLY - Baggage compartment	X	
-2	XXXXX-XX		* TUBE ASSEMBLY - Baggage door latch	X	
-3	XXXXX-XX		** CLEVIS - Door latch tube assembly	X	
-4	XXXXX-XX		** CLIP - Door latch tube assembly	X	

In the nomenclature column, the next higher assembly relationship of items covered is shown by the degree of indention of each item and is indicated by an asterisk (\*). One asterisk signifies one indention, two signifies two indentions, etc. The example listing above is interpreted as follows:

If the DOOR ASSEMBLY (not indented) is ordered, it will include the three items indented under the DOOR ASSEMBLY.

If the TUBE ASSEMBLY (indented one space) is ordered, it will include the two items indented under the TUBE ASSEMBLY.

If you want only a CLEVIS or CLIP, you order only that item.

---

# PIPER PARTS CATALOG

---

## GRID NUMBERING

Piper has ceased production of all Aerofiche (i.e., microfiche) products. The Aerofiche grid numbers will be removed in the next complete revision. In the interim, as partial revisions occur, the Aerofiche grid numbering system may be modified, as explained below, to simplify production.

Deviations from the legacy Aerofiche grid numbering system will occur when it becomes necessary to add pages to the manual and will typically take two forms:

A. Inserting pages between two existing grids in the same row.

When inserting two pages between the existing grids 1A8 and 1A9, the two new pages will be numbered 1A8A and 1A8B.

B. Inserting pages at the end of an Aerofiche grid row.

The legacy Aerofiche grid numbering system limited page numbers in a row to a maximum of 24 (i.e., row 1A would be numbered 1A1-1A24). That limit no longer applies. Accordingly, if two pages need to be added between any existing grid row end and grid row start (i.e., 1A24 and 1B1), the new pages will simply be numbered 1A25 and 1A26.

## HOW TO IDENTIFY A PART IF YOU KNOW WHAT IT LOOKS LIKE AND KNOW WHERE IT IS LOCATED

1. Refer to Figure 1 to determine the section number in which the part is used.
2. Refer to the Table of Contents and locate the section. Note the figure numbers that illustrate the various subgroups of this main section. Select the figure title you think might contain the part you wish to identify and proceed to the grid (page) specified. If you don't find the part on this illustration, try another figure in this group.
3. Refer to Figure and Index Number in the parts listing for description of the part.

## HOW TO ORDER PARTS

When ordering parts for your Piper airplane, please observe the following instructions:

1. Place your order with your local distributor or service center.
2. Specify the model and serial number of your airplane.
3. Specify Part Number, Name, Type and Quantity Required.
4. Specify the method of shipment — freight, express, parcel post, air express, air freight or air parcel post. Where the nature of the shipment requires it or when no instructions are given, we reserve the right to ship the most suitable way.
5. Request price and delivery information prior to order placement.

## GENERAL INFORMATION

1. Shortages  
All orders are checked before leaving our Shipping Department. A packing slip is enclosed with the shipment. Claims for errors or shortages must be made within three days after receipt of orders.
2. Returned Goods  
No material should be returned without first securing written permission. Material sent in without notice will be held at the owner's risk for thirty days and will then be disposed of as we see fit.  
  
Transportation charges must be prepaid on returned goods or the shipment will be refused.
3. Transportation Liabilities  
Piper Aircraft, Inc. cannot be held liable for damages to parts in transit from the factory. If a shipment is received in a damaged condition, have the delivery man or transportation company make a notation of the damage and file your claim with the carrier. In case of concealed damage, do not attempt to remove the part from the shipping container, or try to repair the damage, call the carrier and have their claim agent inspect the damage before filing your claim with the carrier.
4. Components  
Components listed in this Parts Catalog are used on all configurations unless otherwise noted.

---

# PIPER PARTS CATALOG

---

## PA-28 AND PA-28R SERIAL NUMBER INFORMATION

The following information should be kept in mind when ordering from this catalog:

- a. The serial numbers of the aircraft covered by this Part Catalog are as follows:
- (1) Serial numbers of the 1961 PA-28-150 and PA-28-160 Cherokee Models are 28-1 to 28-84 inclusive.  
(2) Serial numbers of the 1962 PA-28-150 and PA-28-160 Cherokee Models are 28-85 to 28-670 inclusive.  
(3) Serial numbers of the 1963 and 1964 PA-28-150 and PA-28-160 Cherokee "B" Models are 28-725 to 28-1760 inclusive.  
(4) Serial numbers of the 1963 and 1964 PA-28-180 Cherokee "B" Models are 28-671 to 28-1760 inclusive.  
(5) Serial numbers of the 1965, 1966 and 1967 PA-28-150, PA-28-160 and PA-28-180 Cherokee "C" Models are 28-1761 to 28-4377 inclusive.  
(6) Serial numbers of the 1968 and 1969 PA-28-180 Cherokee "D" Models are 28-4378 to 28-5600 inclusive.  
(7) Serial numbers of the 1970 PA-28-180 Cherokee "E" Models are 28-5601 to 28-5869 inclusive.  
(8) Serial numbers of the 1971 PA-28-180 Cherokee "F" Models are 28-7105001 to 28-7105244 inclusive.  
(9) Serial numbers of the 1972 PA-28-180 Cherokee "G" Models are 28-7205001 to 28-7205328 inclusive.  
(10) Serial numbers of the 1973 PA-28-180 Cherokee Challenger Models are 28-7305001 to 28-7305611 inclusive, and 28-13.
- (SEE NOTE)
- (11) Serial numbers of the 1974 PA-28-180 Cherokee Archer Models are 28-7405001 to 28-7405290 inclusive.  
(12) Serial numbers of the 1975 PA-28-180 Cherokee Archer Models are 28-7505001 to 28-7505261 inclusive.  
(13) Serial numbers of the 1965, 1966, 1967 and 1968 PA-28-140 Cherokee Models are 28-20002 to 28-24999 inclusive.  
(14) Serial numbers of the 1969 PA-28-140 Cherokee "B" Models are 28-25001 to 28-26400 inclusive.  
(15) Serial numbers of the 1970 PA-28-140 Cherokee "C" Models are 28-26401 to 28-26956 inclusive.  
(16) Serial numbers of the 1971 PA-28-140 Cherokee "D" Models are 28-7125001 to 28-7125651 inclusive.  
(17) Serial numbers of the 1972 PA-28-140 Cherokee "E" Models are 28-7225001 to 28-7225612 inclusive.  
(18) Serial numbers of the 1973 PA-28-140 Cherokee Cruiser Models are 28-7325001 to 28-7325684 inclusive.  
(19) Serial numbers of the 1974 PA-28-140 Cherokee Cruiser Model are 28-7425001 to 28-7425454 inclusive.  
(20) Serial numbers of the 1975 PA-28-140 Cherokee Cruiser Models are 28-7525001 to 28-7525350 inclusive.  
(21) Serial numbers of the 1976 PA-28-140 Cherokee Cruiser Models are 28-7625001 to 28-7625275 inclusive.  
(22) Serial numbers of the 1977 PA-28-140 Cherokee Cruiser Models are 28-7725001 to 28-7725290 inclusive.  
(23) Serial numbers of the 1964, 1965 and 1966 PA-28-235 Cherokee Models are 28-10003 to 28-10719 inclusive.  
(24) Serial numbers of the 1967 and 1968 PA-28-235 Cherokee "B" Models are 28-10720 to 28-11039 inclusive.  
(25) Serial numbers of the 1969 PA-28-235 Cherokee "C" Model are 28-11040 to 28-11300 inclusive.  
(26) Serial numbers of the 1970 PA-28-235 Cherokee "D" Models are 28-11301 to 28-11393 inclusive.  
(27) Serial numbers of the 1971 PA-28-235 Cherokee "E" Models are 28-7110001 to 28-7110042 inclusive.  
(28) Serial numbers of the 1972 PA-28-235 Cherokee "F" Models are 28-7210001 to 28-7210033 inclusive.  
(29) Serial numbers of the 1973 PA-28-235 Cherokee Charger Models are 28-7310001 to 28-7310187 inclusive, and 28-E11.
- (SEE NOTE)
- (30) Serial numbers of the 1974 PA-28-235 Cherokee Pathfinder Models are 28-7410001 to 28-7410120 inclusive.  
(31) Serial numbers of the 1975 PA-28-235 Cherokee Pathfinder Models are 28-7510001 to 28-7510145 inclusive.  
(32) Serial numbers of the 1976 PA-28-235 Cherokee Pathfinder Models are 28-7610001 to 28-7610206 inclusive.  
(33) Serial numbers of the 1977 PA-28-235 Cherokee Pathfinder Models are 28-7710001 to 28-7710089 inclusive.

NOTES: 1. PA-28-180 with serial number 28-E13 and PA-28-235 with serial number 28-E11 are not referenced in the various Parts Lists throughout this catalog.

a. PA-28-180 with serial number 28-E13 is to be serviced the same as serial number 28-7305001.

b. PA-28-235 with serial number 28-E11 is to be serviced the same as serial number 28-7310001.

2. Refer to grid page (1A7) for an explanation of the various serial numbers that were used and appear on the manufacturer's identification plate.

---

## PIPER PARTS CATALOG

---

### PA-28 AND PA-28R SERIAL NUMBER INFORMATION (cont.)

- (34) Serial numbers of the 1968 and 1969 PA-28R-180 Cherokee Arrow Models are 28R-30005 to 28R-30481 inclusive, and 28R-30005 to 28R-30481 inclusive, and 28R-30483 to 28R-31250 inclusive.
- (35) Serial numbers of the 1970 PA-28R-180 Cherokee Arrow Models are 28R-31251 to 28R-31279 inclusive.
- (36) Serial numbers of the 1971 PA-28R-180 Cherokee Arrow "B" Models are 28R-7130001 to 28R-7130029 inclusive.
- (37) Serial numbers of the 1969 and 1970 PA-28R-200 Cherokee Arrow Models are 28R-30482, 28R-35001 to 28R-35830 inclusive.
- (38) Serial numbers of the 1971 PA-28R-200 Cherokee Arrow "B" Models are 28R-7135001 to 28R-7135238 inclusive
- (39) Serial numbers of the 1972 PA-28R-200 Arrow II Models are 28R-7335001 to 28R-7235330 inclusive,
- (40) Serial numbers of the 1973 PA-28R-200 Arrow II Models are 28R-7335001 to 28R-7335455 inclusive.
- (41) Serial numbers of the 1974 PA-28R-200 Arrow I Models are 28R-7435001 to 28R-7435331 inclusive.
- (42) Serial numbers of the 1975 PA-28R-200 Arrow II Models are 28R-7535001 to 28R-7535383 inclusive.
- (43) Serial numbers of the 1976 PA-28R-200 Arrow II Models are 28R-7635001 to 28R-7635545 inclusive.

NOTE: Refer to grid page (1A7) for an explanation of the various serial numbers that were used and appear on the manufacturer's identification plate.

---

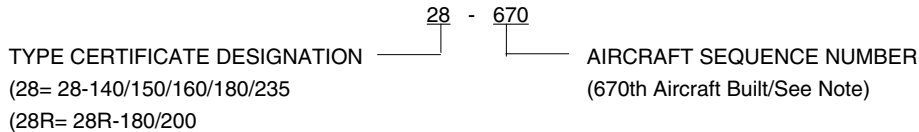
# PIPER PARTS CATALOG

---

## PA-28/28R SERIAL NUMBER EXPLANATION

For aircraft manufactured prior to 1971 model year, the Serial Number on the Manufacturer's Identification Plate is based on a 2-number set system. The first number set defines the Type Certificate Designation while the second set is the Aircraft Sequence Number.

EXAMPLE - Aircraft manufactured prior to 1971 model year.

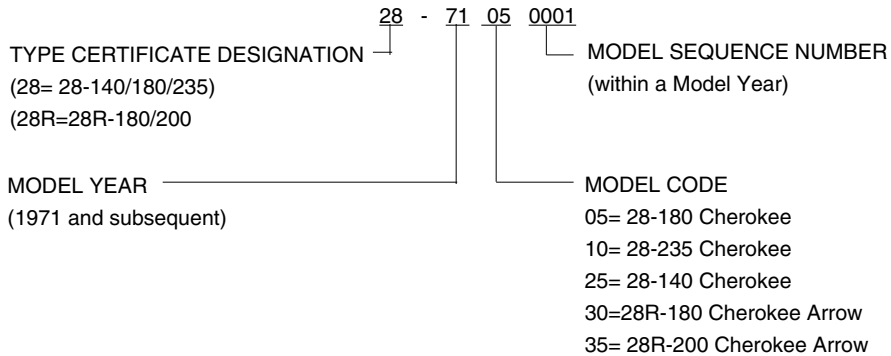


### NOTE:

- a. Aircraft Sequence Numbers for PA-28-150/160/180 are 1 thru 5869 inclusive.
- b. Aircraft Sequence Numbers for PA-28-235 are 10003 thru 11393 inclusive.
- c. Aircraft Sequence Numbers for PA-28-140 are 20002 thru 26956 inclusive.
- d. Aircraft Sequence Numbers for PA-28R-180 and PA-28R-200 are 30005 thru 35830 inclusive.

For aircraft manufactured in 1971 model year and subsequent, the Serial Number on the Manufacturer's Identification Plate is based on a 4-number set system. The first number set defines the Type Certificate Designation, the second set is the Model Year, the third set is the Model Code, while the fourth set is the Model Sequence Number (within a model year).

EXAMPLE - Aircraft manufactured in 1971 model year and subsequent.



# PIPER PARTS CATALOG

## STANDARD PAINT CHART

EXTERIOR	MFG. NO.	PIPER PART NUMBER	
		QUART	GALLON
<b>ENAMEL</b>			
Daytona	J-9545	751 700	751 701
Bahama Blue	H-9170	751 714	751 715
Phoenix	W-3557	754 718	754 719
Portland Green	W-3558	754 724	754 725
Pontiac Red	W-3665	754 716	754 717
El Paso Brown (Metallic)	W-8433	754 737	754 738
Tampa Green (Metallic)	W-8427	754 739	754 740
Newport Blue (Metallic)	W-8430	754 741	754 742
<b>ACRYLIC LACQUER</b>			
Pontiac Red	B-7943	4175 592	1175 592
Tampa Green	B-5430	4175 360	1175 360
Newport Blue	B-5501	4175 434	1175 434
Monterey Maroon (base coat)	K-2789	4175 441	1175 441
Monterey Maroon (top coat)	B-5480	4175 437	1175 437
Juneau White	B-7784-A	4175 657	1175 657
Lakeland Blue	B-5440	4175 433	1175 433
Orlando Green	B-5490	4175 361	1175 361
Mocha Tan	B-5450	4175 627	1175 627
Denver Brown (base coat)	K-2790	4175 299	1175 299
Denver Brown (top coat)	B-5460	4175 409	1175
Madrid Red	B-5511	4175 593	1175
Dakota Black	H-6117-R	4175 373	1175 373
Beaumont Blue	B-5530	4175 435	1175 435
Bahama Blue	B-9170	4175 436	1175 436
Bimini Turquoise	B-9915	4175 438	1175 438
Nassau Turquoise	B-9914	4175 439	1175 439
Reno Gold	B-9916	4175 345	1175 345
Lincoln Gray	B-7919	4175 362	1175 362
Dallas Yellow	Y-5783	4175 701	1175 701
Ocala Orange (base coat)	P-7946	4175 499	1175 499
Ocala Orange (top coat)	C-2065-A	4175 500	1175 500
Polar Gray	Y-6100-R	4175 341	1175 341
Las Vegas Gold	G-2124-A	4175 332	1175 332
Avocado	G-2352	4175 331	1175 331
Thinner	B-5408-B	4179 102	1179 402
<b>SPRAY PAINT FOR THERMOPLASTIC INTERIOR TRIM PANELS</b>		(Offered only in 16-ounce aerosol cans)	
Avocado Green		766-007	
White		766-008	
Tan		766-009	
Red		766-010	
Dark Blue		766-011	
Light Blue		766-012	
Sandstone		766-013	
Gloss Black		766-014	
Dark Brown		766-015	
Brown		766-016	
Blue-Green		766-017	
Optical Flat Black		766-018	



# TABLE OF CONTENTS

FIGURE NUMBER	FIGURE TITLE	GRID NUMBER
SECTION VII ELECTRICAL SYSTEM GROUP		
68	Electrical System Installation .....	3D11
68A	Air Conditioning Electrical Installation (PA-28-140 - S/N 28-25001, 28-7125472 and up, PA-28-180 - S/N 28-5653, 28-7205092 and up, PA-28R-200 - S/N 28R-7235001 and up).....	3D20
69	Instrument Panel Electrical Installation (PA-28-140 - S/N 28-20002 to 28-24999 incl. , PA-28-150/160/180 - S/N 28-1 to 28-4377 incl. , PA-28-235 - S/N 28-10003 to 28-11039 incl. ).....	3E1
69A	Instrument Panel Electrical Installation (PA-28-140 - S/N 28-25000 to 28-7425454 incl. ).....	3E4
70	Instrument Panel Electrical Installation (PA-28-140 - S/N 28-7525001 and up, PA-28-180 - S/N 28-4378 and up, PA-28-235 - S/N 28-1 1040 and up, PA-28R-180 S/N 28R-30005 to 28R-30481 incl. , 28R-30483 and up, PA-28R-200- S/N 28R-30482, 28R-35001 and up).....	3E6
71	Alternator Installation (Chrysler).....	3E13
71A	Alternator Assembly (Prestolite) (PA-28-140 - S/N 28-25001, 28-7125472 and up, PA-28-180 - S/N 28-5653, 28-7205092 and up, PA-28R-200 - S/N 28R-7235001 and up) .....	3E18
72	External Power Supply Installation (PA-28-150/160/180/235, PA-28R-180/200).....	3E20
73	External Power Supply Installation (PA-28-140) .....	3E22
73A	Strobe Light Installation (PA-28-140/180/235, PA-28R-180/200) .....	3F1
73B	Battery Installation .....	3F3
SECTION VIII CONTROL SYSTEM GROUP		
74	Control System Installation (PA-28-140/150/160/180/235) .....	3F6
75	Control System Installation (PA-28R-180/200).....	3F11
76	Flap Control Installation.....	3F15
77	Stabilator Trim Installation (PA-28-140 - S/N 28-20002 to 28-7225612 incl. , PA-28-150/160/180 - S/N 28-1 to 28-4377 incl., PA-28-235 - S/N 28-10003 to 28-10719 incl.).....	3G1
78	Stabilator Trim Installation (PA-28-140 - S/N 28-7325001 and up, PA-28-180 - S/N 28-4378 and up, PA-28-235 - S/N 28-10720 and up, PA-28R-180 - S/N 28R-30005 to 28R-30481 incl. , 28R-30483 and up, PA-28R-200 - S/N 28R-30482, 28R-35001 and up) .....	3G8
79	Rudder Trim Mechanism Installation .....	3G12
80	Control Wheel Installation (PA-28-150/160/180 - S/N 28-1 to 28-4377 incl., PA-28-140 - S/N 28-20002 and up, PA-28-235 - S/N 28-10003 to 28-11039 incl.).....	3G16
81	Control Wheel Installation (PA-28-180 - S/N 28-4378 and up, PA-28-235 - S/N 28-11040 and up, PA-28R-180 - S/N 28R-30005 to 28R-30481 incl., 28R-30483 and up, PA-28R-200- S/N 28R-30482, 28R-35001 and up).....	3H1
82	Rudder Pedal Installation (PA-28-140/150/160/180/235) .....	3H4
83	Rudder Pedal Installation (PA-28R-180/200) .....	3H10

# TABLE OF CONTENTS

FIGURE NUMBER	FIGURE TITLE	GRID NUMBER
	SECTION IX HYDRAULIC SYSTEM GROUP	
84	Hydraulic System Installation (PA-28R-180/200, without SB 866 installed .....	3H12
84A	Hydraulic System Installation (PA-28R-180/200, with SB 866 installed .....	3H16

# PIPER PARTS CATALOG

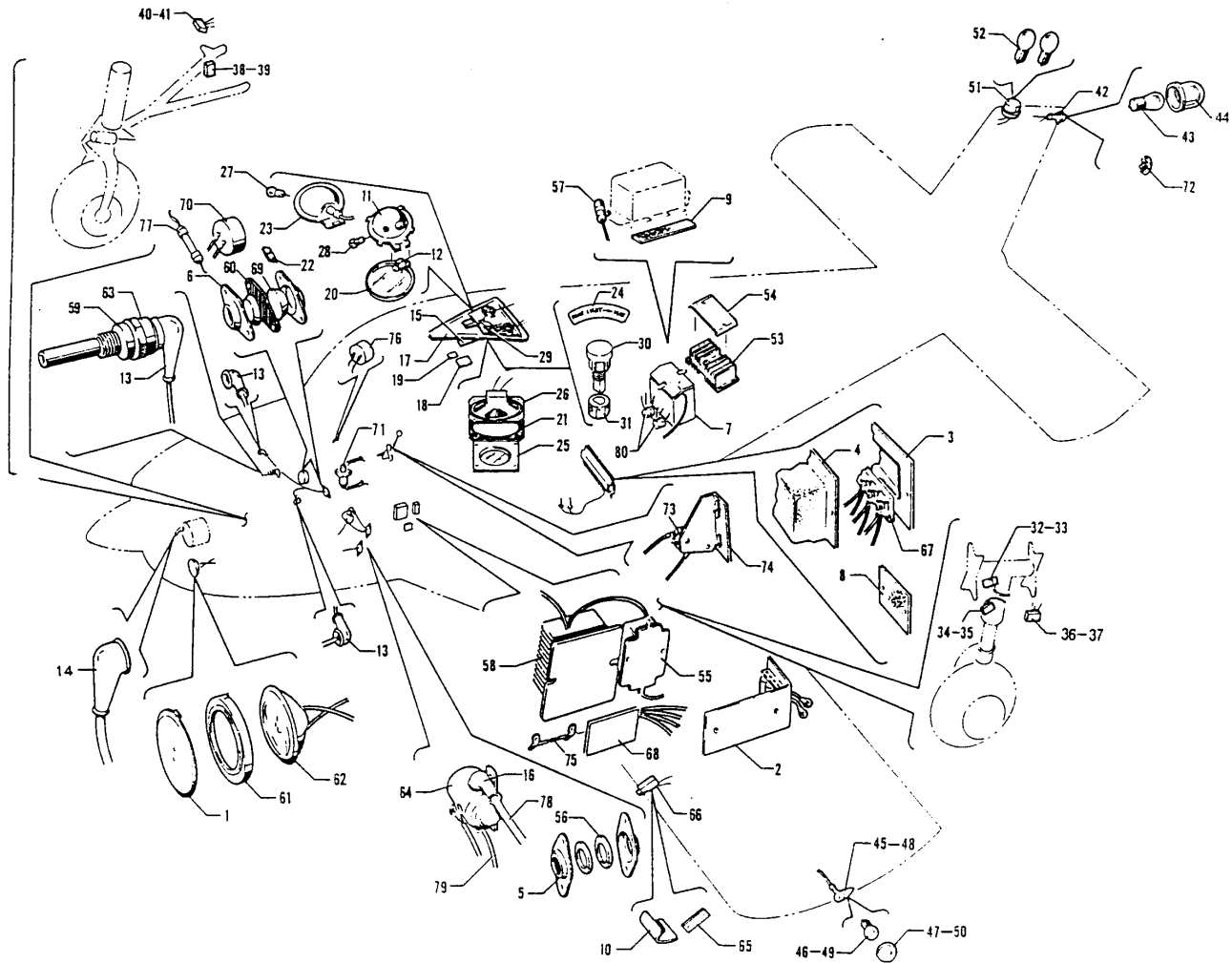


Figure 68. Electrical System Installation

**PIPER PARTS CATALOG**

Figure and Index Number	Part Number	Code	NOMENCLATURE	No. Req.	SERIAL NUMBERS AFFECTED
68-	63851	A	DRAWING - Electrical System Installation		28-1 to 28-1410 inclusive
	62166	A	DRAWING - Electrical System Installation		28-1411 to 28-1760 inclusive
	65131	B	DRAWING - Electrical System Installation		28-10003 to 28-10486 inclusive
	62270	C	DRAWING - Electrical System Installation		28-20002 to 28-24999 inclusive
	66700	C	DRAWING - Electrical System Installation		28-25000 to 28-7425454 incl.
	79325	C	DRAWING - Electrical System Installation		28-7525001 and up
	63083	A	DRAWING - Electrical System Installation		28-1761 to 28-4377 inclusive
	65450	B	DRAWING - Electrical System Installation		28-10487 to 28-10719 inclusive
	65582	B	DRAWING - Electrical System Installation		28-10720 to 28-11039 inclusive
	67450	G	DRAWING - Electrical System Installation		
	76457	F	DRAWING - Electrical System Installation		28R-7535001 and up
	65854	E	DRAWING - Electrical System Installation		28-4378 to 28-7405290 incl.
	76454	E	DRAWING - Electrical System Installation		28-7505001 and up
	69265	B	DRAWING - Electrical System Installation		28-11040 to 28-7410120 incl.
	76460	B	DRAWING - Electrical System Installation		28-7510001 and up
-1	12761-02	W	COVER ASSEMBLY - Landing light opening	1	
-2	65359 00	J	FILTER ASSEMBLY - Voltage regulator	1	
-3	67404-02	D,E	COVER - Terminal strip	1	28-4378 and up
	67404-02	B	COVER - Terminal strip	1	28-11040 and up
	67404-02	C	COVER - Terminal strip	1	28-25000 and up
-4	67404-03	D,E	COVER - Terminal strip	1	28-4378 and up
	67404-03	B	COVER - Terminal strip	1	28-11040 and up
	67404-03	C	COVER - Terminal strip	1	28-25000 and up
-5	18321-00	W	PLATE - Firewall seal	4	
-6	66789-00	D,E	PLATE - Firewall seal	2	28-4378 and up
	66789-00	B	PLATE - Firewall seal	2	28-11040 and up
	66789-00	C	PLATE - Firewall seal	2	28-25000 and up
-7		H	BATTERY INSTALLATION	1	
-8	63858-00	A	PLATE - Insulating	1	28-1 to 28-4377 inclusive
	63858-00	C	PLATE - Insulating	1	28-20002 to 28-24999 inclusive
	63858-00	B	PLATE - Insulating	1	28-10003 to 28-11039 inclusive
-9	63859-00	A	PLATE - Insulating, voltage regulator	1	28-1 to 28-507 inclusive
-10	19807-00	W	PLATE - Lift detector mounting	1	
-11	66632-00		REFLECTOR ASSEMBLY - Dome light	1	
-12	487 777	W	SWITCH - (5518)	1	
-13	23969-02	W	NIPPLE - Electrical	4	
-14	23969-03	W	NIPPLE - Electrical	5	
			A- Used on PA-28-150, PA-28-160 and PA-28-180 - airplanes only.		
			B- Used on PA-28-235 airplanes only.		
			C- Used on PA-28-140 airplanes only.		
			D- Used on PA-28R-180 and PA-28R-200 airplanes only.		
			E- Used on PA-28-180 airplanes only.		
			F- Used on PA-28R-200 airplanes only.		
			G- Used on PA-28R-180 with serial numbers 28R-30005 to 28R-7130019 inclusive, and PA-28R-200 with serial numbers 28R-30482, 28R-35001 to 28R-7435331 inclusive.		
			H- See Figure 73B for component parts.		
			J- Used on PA-28-140 with serial numbers 28-20002 to 28-24999 inclusive, PA-28-150, PA-28-160 and PA-28-180 with serial numbers 28-1441 to 28-3377 inclusive, and PA-28-235 with serial numbers 28-10153 to 28-10719 inclusive		
			W- These parts must be ordered from Service Spares Department, Piper Aircraft, Lock Haven, Penna.		

When ordering, always specify Part Number, Description, and Serial Number of Aircraft

**PIPER PARTS CATALOG**

Figure and Index Number	Part Number	Code	NOMENCLATURE	No. Req.	SERIAL NUMBERS AFFECTED
68-15	99121-00	K	PLACARD ASSEMBLY - Alternate static correlation	1	
-16	66580-02		NIPPLE - Terminal (476 695)	1	
-17	63428-02	C,E	PANEL ASSEMBLY - Cabin light, brown	1	28-20002 to 28-21045 inclusive
	63428-02	A,E	PANEL ASSEMBLY - Cabin light, brown	1	28-1 to 28-1760 inclusive
	63428-03	C,F	PANELASSEMBLY - Cabin light, brown	1	28-20002 to 28-21045 inclusive
	63428-03	A,F	PANEL ASSEMBLY - Cabin light, brown	1	28-1 to 28-1760 inclusive
	63428-04	C,F	PANEL ASSEMBLY - Cabin light, gray	1	28-20002 to 28-21045 inclusive
	63428-04	A,F	PANEL ASSEMBLY - Cabin light, gray	1	28-671 to 28-1760 inclusive
	63428-05	C,E	PANEL ASSEMBLY - Cabin light, gray	1	28-20002 to 28-21045 inclusive
	63428-05	A,E	PANEL ASSEMBLY - Cabin light, gray	1	28-671 to 28-1760 inclusive
	63428-06	F,G	PANEL ASSEMBLY - Cabin light, sand	1	
	63428-07	E,G	PANEL ASSEMBLY - Cabin light, sand	1	
	63428-08	C,E	PANEL ASSEMBLY - Cabin light, sand	1	28-25000 to 28-7125194 incl.
	63428-11	C,J	PANEL ASSEMBLY - Cabin light, sand	1	28-7125001 to 28-7125194 incl.
	63428-09	C,F	PANEL ASSEMBLY - Cabin light, sand	1	28-25000 to 28-26400 inclusive
	63428-10	C,F	PANELASSEMBLY - Cabin light, sand	1	28-26401 to 28-7125194 inclu.
	65549-03	B,F	PANEL ASSEMBLY - Cabin light, sand	1	
	66926-04	D,E	PANEL ASSEMBLY - Cabin light, white	1	
	99222-02	E,H	PANEL ASSEMBLY - Cabin light, white	1	
	66926-03	D,F	PANEL ASSEMBLY - Cabin light, white	1	
			A - Used on PA-28-150, PA-28-160 and PA-28-180 airplanes only.		
			B - Used on PA-28-180 with serial numbers 28-4378 to 28-5600 inclusive, PA-28R-180 with serial numbers 28R-30005 to 28R-31250 inclusive, PA-28R-200 with serial numbers 28R-30482, 28R-35001 to 28R-35600 inclusive, and PA-28-235 with serial numbers 28-10720 to 28-11300 inclusive.		
			C - Used on PA-28-140 airplanes only.		
			D - Used on PA-28-180 with serial numbers 28-5601 to 28-5869 inclusive, PA-28R-180 with serial numbers 28R-31251 to 28R-31279 inclusive, PA-28R-200 with serial numbers 28R-35601 to 28R-35830 inclusive, and PA-28-235 with serial numbers 28-11301 to 28-11393 inclusive.		
			E - Without cutouts.		
			F - With cutouts.		
			G - Used on PA-28-150, PA-28-160 and PA-28-180 with serial numbers 28-1761 to 28-4377 inclusive, PA-28-235 with serial numbers 28-10003 to 28-10719 inclusive, and PA-28-140 with serial numbers 28-21046 to 28-24999 inclusive.		
			H - Used on PA-28-140 with serial numbers 28-7325001 and up, PA-28-180 with serial numbers 28-7105001 and up, PA-28R-180 with serial numbers 28R-7130001 and up, PA-28R-200 with serial numbers 28R-71 35001 and up, and PA-28-235 with serial numbers 28-7110001 and up.		
			J - With cutouts but less radio speaker cutout.		
			K - Used on PA-28-140 with serial numbers 28-25000 and up, PA-28-180 with serial numbers 28-4378 and up, PA-28-235 with serial numbers 28-11040 and up, PA-28R-180 and PA-28R-200 airplanes.		

When ordering, always specify Part Number, Description, and Serial Number of Aircraft

**PIPER PARTS CATALOG**

Figure and Index Number	Part Number	Code	NOMENCLATURE	No. Req.	SERIAL NUMBERS AFFECTED	
68-17	99222-03	D,H	PANEL ASSEMBLY - Cabin light, white	1	28-7125195 to 28-7225612 incl. 28-7125195 to 28-7225612 incl. 28-7125195 to 28-7225612 incl.	
	99222-04	D,F	PANEL ASSEMBLY - Cabin light, white	1		
	99222-09	A,H	PANEL ASSEMBLY - Cabin light, white	1		
	99222-10	A,F	PANELASSEMBLY - Cabin light, white	1		
	63428-14	C,E,G	PANEL ASSEMBLY - Cabin light, white	1		
	63428-15	C,G,H	PANEL ASSEMBLY - Cabin light, white	1		
	63428-16	C,F,G	PANEL ASSEMBLY - Cabin light, white	1		
	-18	62919-00	B	PLACARD - Trim indicator		1
	-19	62920-00	B	PLACARD - Trim		1
	-20	472 330	W	LENS - Dome light (12715-00)		1
-21	21878-00	J,W	GASKET - Oval radio speaker	1		
	99745-00	K	GASKET - Circular radio speaker	1		
			A - Used on PA-28-140 with serial numbers 28-7425001 and up, PA-28-180 with serial numbers 28-7405001 and up, PA-28R-200 with serial numbers 28R-7435001 and up, and PA-28-235 with serial numbers 28-7410001 and up.			
			B - Used on PA-28-150, PA-28-160 and PA-28-180 with serial numbers 28-1 to 28-4377 inclusive, PA-28-235 with serial numbers 28-10003 to 28-10719 inclusive, and PA-28-140 with serial numbers 28-20002 and up.			
			C - Used on PA-28-140 airplanes only.			
			D - Used on PA-28-140 with serial numbers 28-7325001 to 28-7325684 inclusive, PA-28-180 with serial numbers 28-7105001 to 28-7305611 inclusive, PA-28R-180 with serial numbers 28R-7130001 to 28R-7130019 inclusive, PA-28R-200 with serial numbers 28R-7135001 to 28R-7335455 inclusive, and PA-28-235 with serial numbers 28-7110001 to 28-7310187 inclusive.			
			E - Without cutouts.			
			F - With cutouts.			
			G - Refer to Figure 32B if air conditioning is installed.			
			H - With cutouts but less radio speaker cutout.			
			J - Used on PA-28-140 with serial numbers 28-20002 to 28-26400 inclusive, PA-28-150, PA-28-160 and PA-28-180 with serial numbers 28-1 to 28-5600 inclusive, PA-28R-180 with serial numbers 28R-30005 to 28R-30481 inclusive, 28R-30483 to 28R-31250 inclusive, PA-28R-200 with serial numbers 28R-30482, 28R-35001 to 28R-35600 inclusive, and PA-28-235 with serial numbers 28-10003 to 28-11300 inclusive.			
			K - Used on PA-28-140 with serial numbers 28-26401 and up, PA-28-180 with serial numbers 28-5601 and up, PA-28R-180 with serial numbers 28R-31251 and up, PA-28R-200 with serial numbers 28R-35601 and up, and PA-28-235 with serial numbers 28-11301 and up.			
			W- These parts must be ordered from Service Spares Department, Piper Aircraft, Lock Haven, Penna.			

When ordering, always specify Part Number, Description, and Serial Number of Aircraft

**PIPER PARTS CATALOG**

Figure and Index Number	Part Number	Code	NOMENCLATURE	No. Req.	SERIAL NUMBERS AFFECTED
68-22	63101-00	A	LENS - Cabin light	1	
-23	572 582	C	LIGHT ASSEMBLY - Panel (A300-W-14)	1	
-24	69669-20	E	PLACARD - Dome light maximum	1	
-25	63133-00	F	GRILL - Oval radio speaker	1	
	66927-00	G	GRILL - Circular radio speaker	1	
	99198-00	B	GRILL - Circular radio speaker	1	
	99744-00	D,H	GRILL - Circular radio speaker	1	
			<p>A- Used on PA-28-140 with serial numbers 28-20002 to 28-24999 inclusive, PA-28-150, PA-28-160 and PA-28-180 with serial numbers 28-1 to 28-5600 inclusive, PA-28R-180 with serial numbers 28R-30005 to 28R-30481 inclusive, 28R-30483 to 28R-31250 inclusive, PA-28R-200 with serial numbers 28R-30482, 28R-35001 to 28R-35600 inclusive, and PA-28-235 with serial numbers 28-10003 to 28-11300 inclusive.</p> <p>B- Used on PA-28-140 with serial numbers 28-7125001 and up, PA-28-180 with serial numbers 28-7105001 and up, PA-28R-180 with serial numbers 28R-7130001 and up, PA-28R-200 with serial numbers 28R-7135001 and up, and PA-28-235 with serial numbers 28-7110001 and up.</p> <p>C- Used on PA-28-140 with serial numbers 28-25000 and up, PA-28-180 with serial numbers 28-5601 and up, PA-28R-180 with serial numbers 28R-31251 and up, PA-28R-200 with serial numbers 28R-35601 and up, and PA-28-235 with serial numbers 28-11301 and up.</p> <p>D- Used if air conditioning is installed.</p> <p>E- Used on PA-28-140 with serial numbers 28-7425001 and up, PA-28-180 with serial numbers 28-7405001 and up, and PA-28-235 with serial numbers 28-7410001 and up.</p> <p>F- Used on PA-28-140 with serial numbers 28-20002 to 28-26400 inclusive, PA-28-150, PA-28-160 and PA-28-180 with serial numbers 28-1 to 28-5600 inclusive, PA-28R-180 with serial numbers 28R-30005 to 28R-30481 inclusive, 28R-30483 to 28R-31250 inclusive, PA-28R-200 with serial numbers 28R-30482, 28R-35001 to 28R-35600 inclusive, and PA-28-235 with serial numbers 28-10003 to 28-11300 inclusive.</p> <p>G- Used on PA-28-140 with serial numbers 28-26401 to 28-26956 inclusive, PA-28-180 with serial numbers 28-5601 to 28-5869 inclusive, PA-28R-180 with serial numbers 28R-31251 to 28R-31279 inclusive, PA-28R-200 with serial numbers 28R-35601 to 28R-35830 inclusive, and PA-28-235 with serial numbers 28-11301 to 28-11393 inclusive.</p> <p>H- Used on PA-28-140 with serial numbers 28-25001, 28-7125472 and up, PA-28-180 with serial numbers 28-5653, 28-7205092 and up, and PA-28R-200 with serial numbers 28R-7235001 and up.</p>		

When ordering, always specify Part Number, Description, and Serial Number of Aircraft

**PIPER PARTS CATALOG**

Figure and Index Number	Part Number	Code	NOMENCLATURE	No. Req.	SERIAL NUMBERS AFFECTED
68-26	63875-05	A	SPEAKER - Radio, oval	1	
	585 015	F	SPEAKER - Radio, circular (6FU3211)	1	
-27	472 038	D,W	BULB - (93)	1	
-28	472 036	W	BULB - (89)	1	
-29	484 375	B	RELAY - Microphone (11F-2300G-SIL)	1	
-30	95228-00	C	DIMMER ASSEMBLY - Potentiometer	1	
-31	571 136	C	KNOB - (PS10067-4-1)	1	
-32	67411-02	E	SWITCH - Down limit, left	1	
	67411-04	E	SWITCH - Down limit, right	1	
-33	451 823	E	ACTUATOR - (JE-73)	1	
-34	67411-08	E	SWITCH - Squat, left	1	
-35	451 823	E	ACTUATOR - (JE-73)	1	
-36	67411-05	E	SWITCH - Up limit, left	1	
	67411-07	E	SWITCH - Up limit, right	1	
-37	451 823	E	ACTUATOR - (JE-73)	1	
		A-	Used on PA-28-140 with serial numbers 28-20002 to 28-26400 inclusive, PA-28-150, PA-28-160 and PA-28-180 with serial numbers 28-1 to 28-5600 inclusive, PA-28R-180 with serial numbers 28R-30005 to 28R-30481 inclusive, 28R-30483 to 28R-31250 inclusive, PA-28R-200 with serial numbers 28R-30482, 28R-35001 to 28R-35600 inclusive, and PA-28-235 with serial numbers 28-10003 to 28-11300 inclusive.		
		B-	Used on PA-28-140 with serial numbers 28-7125001 and up, PA-28-180 with serial numbers 28-7105001 and up, PA-28R-180 with serial numbers 28R-7130001 and up, PA-28R-200 with serial numbers 28R-7135001 and up, and PA-28-235 with serial numbers 28-7110001 and up.		
		C-	Used on PA-28-140 with serial numbers 28-7425001 and up, PA-28-180 with serial numbers 28-7405001 and up, PA-28-235 with serial numbers 28-7410001 and up, and PA-28R-200 with serial numbers 28R-7435001 and up.		
		D-	Used on PA-28-140 with serial numbers 28-20002 to 28-24999 inclusive, PA-28-150, PA-28-160 and PA-28-180 with serial numbers 28-1 to 28-5600 inclusive, PA-28R-180 with serial numbers 28R-30005 to 28R-30481 inclusive, 28R-30483 to 28R-31250 inclusive, PA-28R-200 with serial numbers 28R-30482, 28R-35001 to 28R-35600 inclusive, and PA-28-235 with serial numbers 28-10003 to 28-11300 inclusive.		
		E-	Used on PA-28R-180 and PA-28R-200 airplanes only.		
		F-	Used on PA-28-140 with serial numbers 28-26401 and up, PA-28-180 with serial numbers 28-5601 and up, PA-28R-180 with serial numbers 28R-31251 and up, PA-28R-200 with serial numbers 28R-35601 and up, and PA-28-235 with serial numbers 28-11301 and up.		
		W-	These parts must be ordered from Service Spares Department, Piper Aircraft, Lock Haven, Penna..		

When ordering, always specify Part Number, Description, and Serial Number of Aircraft



**PIPER PARTS CATALOG**

Figure and Index Number	Part Number	Code	NOMENCLATURE	No. Req.	SERIAL NUMBERS AFFECTED
68-38	67411-03	A	SWITCH - Down limit	1	
-39	451 823	A	ACTUATOR - (JE-73)	1	
-40	67411-06	A	SWITCH - Up limit	1	
-41	451 823	A	ACTUATOR - (JE-73)	1	
-42	472 736	W	LIGHT - White (A2064-1073)	1	
-43	753 431	W	BULB - (1073)	1	
-44	751 203	W	LENS - White	1	
-45	472 665	B,W	LIGHT - Red (A1285)	1	
-46	751 381	B,W	BULB - (1512)	1	
-47	751 202	B,W	LENS - Red	1	
-48	472 666	B,W	LIGHT - Green (A1285)	1	
-49	751 381	B,W	BULB - (1512)	1	
-50	751 201	B,W	LENS - (Green)	1	
-51	462 564	B	BEACON - Rotating	1	
-52	752 307	D,W	BULB - Rotating beacon (Grimes A7079-12)	1	
-53	79412-08	H	DIODE AND COOLER ASSEMBLY	1	
	79412-09	J	DIODE AND COOLER ASSEMBLY	1	
-53a	467 068		INSULATOR - Cooler	4	
-54	79414-00	H,J	COVER - Diode cover	1	
-55	450 397	K	RELAY - Overvoltage (PS50034-1)	1	28-3644 and up
	450 397	A,L	RELAY - Overvoltage (PS50034-1)	1	28-10763 and up
	450 397	M	RELAY - Overvoltage (PS50034-1)	1	28-25000 and up
-56	63915-05		DISC - Firewall seal	2	
-57	454 083	W	CAPACITOR (AR-1)	1	
-58	756 055	F,X	REGULATOR - Voltage (87-87102-21)	1	
	68804-03	G,X	REGULATOR ASSY	1	
<p>A- Used on PA-28R-180 and PA-28R-200 airplanes only.            B- See Figure 73A if strobe light is installed.            C- Used on Whelan Rotating Beacons WRM-12 and WRML-12.            D- Used on Grimes Rotating Beacon D708A-3-12.            E- Used on Grimes Rotating Beacon 40-0101-7-12.            F- Used on PA-28-150, PA-28-160 and PA-28-180 with serial numbers 28-508 to 28-3377 inclusive, PA-28235 with serial numbers 28-10003 to 28-10719 inclusive, and PA-28-140 with serial numbers 28-20002 to 28-24999 inclusive.            G- Used on PA-28-150, PA-28-160 and PA-28-180 with serial numbers 28-3378 and up, PA-28-235 with serial numbers 28-10720 and up, PA-28-140 with serial numbers 28-25000 and up, PA-28R-180 and PA-28R-200 airplanes.            H- Used on PA-28-140 with serial numbers 28-7520001 and up.            J- Used on PA-28-180 with serial numbers 28-7505001 and up, PA-28-235 with serial numbers 28-7510001 and up, and PA-28R-200 with serial numbers 28R-7535001 and up.            K- Used on PA-28-150, PA-28-160 and PA-28-180 airplanes only.            L- Used on PA-28-235 airplanes only.            M- Used on PA-28-140 airplanes only.            W- These parts must be ordered from Service Spares Department, Piper Aircraft, Lock Haven, Penna.            X- Kit 769-92B replaces regulator assembly-voltage (B-00331-2).</p>					

When ordering, always specify Part Number, Description, and Serial Number of Aircraft

**PIPER PARTS CATALOG**

Figure and Index Number	Part Number	Code	NOMENCLATURE	No. Req.	SERIAL NUMBERS AFFECTED
68-59	462 012	W	GASKET - (AH-1522)	1	
-60	68771-03	D,E	GASKET - Firewall seal	1	28-4378 and up
	68771-03	B	GASKET - Firewall seal	1	28-11040 and up
	68771-03	C	GASKET - Firewall seal	1	28-25000 and up
-61	65372-00		RETAINER ASSEMBLY - Landing light	1	28-1761 and up
-62	472 661	W,J	LIGHT - Landing (PS10008-4509) 100 W., 12V	1	
-63	462 042	W	GAUGE - Engine unit, oil temperature (1512926)	1	28-1 to 28-1383 inclusive
	462 046	A,W	GAUGE - Engine unit, oil temperature (1514976)	1	28-1384 to 1760 incl.
	462 046	C,W	GAUGE - Engine unit, oil temperature (1514976)	1	28-20002 to 28-20550 incl.
	550 487	A	GAUGE - Engine unit, oil temperature (362-EW)	1	28-1761 and up
	550 487	C	GAUGE - Engine unit, oil temperature (362-EW)	1	28-20551 and up
	550 487	B,D	GAUGE - Engine unit, oil temperature (362-EW)	1	
-64	99130-02		SOLENOID - Staner (487 169)	1	
-65	450 741	W	DECAL - Lift detector (C52207-3)	1	
-66	450 742	W	DETECTOR - Lift (C52207-4)	1	
-67	488 462	A	BLOCK - Taper (53)	1	28-1 to 28-4377 incl.
	488 462	C	BLOCK - Taper (53)	1	28-20002 to 28-24999 incl.
	488 462	B	BLOCK - Taper (53)	1	28-10003 to 28-11039 incl.
	488 545	D,E	STRIP - (Terminal MS25123-1-12)	1	28-4378 and up
	488 545	B	STRIP - (Terminal MS25123-1-12)	1	28-11040 and up
	488 545	C	STRIP - (Terminal MS25123-1-12)	1	28-25000 and up
-68	38255-02	D	BLOCK ASSEMBLY - Terminal	1	
-69	68770-03	D,E	GROMMET - Firewall seal	2	28-4378 and up
	68770-03	B	GROMMET - Firewall seal	2	28-11040 and up
	68770-03	C	GROMMET - Firewall seal	2	28-25000 and up
-70	67744-00	F	HORN ASSEMBLY - Landing gear warning	1	
	565 288	H,W	HORN ASSEMBLY - Landing gear warning (02054-3)	1	
-71	460 594		FILTER - Fuel pump noise (PS10027-2-5)	1	
-72	453 639	W	BUTTON - Plug (HS50726)	1	
-73	487 925	D,W	SWITCH - Cutout (V3-1)	1	
-74	67196-00	D	BRACKET ASSEMBLY - Cutout switch	1	
-75	67487-02	D	DIODE ASSEMBLY	1	
-76	35214-00	G	HORN ASSEMBLY - Stall warning	1	
-77	38149-03	H	FLASHER ASSEMBLY - Gear warning	1	28R-7635001 and up
			A - Used on PA-28-150, PA-28-160, PA-28-180 airplanes only.		
			B - Used on PA-28-235 airplanes only.		
			C - Used on PA-28-140 airplanes only.		
			D - Used on PA-28R-180 and PA-28R-200 airplanes only.		
			E - Used on PA-28-180 airplanes only.		
			F - Used on PA-28R-180 with serial numbers 28R-30005 to 28R-30481 inclusive, 28R-30483 to 28R-7130019 inclusive, and PA-28R-200 with serial numbers 28R-30482, 28R-35001 to 28R-7235192 inclusive.		
			G - Used on PA-28-140 with serial numbers 28-7625001 and up, PA-28-235 with serial numbers 28-7610001 and up, and PA-28R-200 with serial numbers 28R-7535001 and up.		
			H - Used on PA-28R-200 airplanes only.		
			J - Reference latest revision to Service Bulletin 975 for information on landing light seal replacement and landing light support modification on PA-28-140 airplanes with serial numbers 28-20000 to 28-7725290 inclusive and PA-28-150/160/180 aircraft with serial numbers 28-1 to 28-7505259 inclusive and 28-E13.		
			W - These parts must be ordered from Service Spares Department, Piper Aircraft.		

When ordering, always specify Part Number, Description, and Serial Number of Aircraft

## PIPER PARTS CATALOG

Figure and Index Number	Part Number	Code	NOMENCLATURE	No. Req.	SERIAL NUMBERS AFFECTED
68-78	63862-17	D	WIRE ASSEMBLY - Battery to solenoid (161.00")	1	
	63862-136	E	WIRE ASSEMBLY - Battery to solenoid (163.50")	1	
	63862-151	C	WIRE ASSEMBLY - Battery to solenoid (109.00")	1	
-79	63862-16	A	WIRE ASSEMBLY - Battery to solenoid (37.00")	1	
	63862-137	B	WIRE ASSEMBLY - Battery to solenoid	1	
-80	484 373	F,W	RELAY - Landing gear power (24059)	2	
-81	69325-122	G	WIRE ASSEMBLY - Ground (9.3"L.)	1	
-82	63862-31	H	WIRE ASSEMBLY - Alternator to ammeter (55.0"L)	1	28-1 to 28-140 inclusive
	63862-88	J	WIRE ASSEMBLY - Alternator to ammeter (107.00"L)	1	
	63862-114	B	WIRE ASSEMBLY - Alternator to ammeter (104"L)	1	28-10003 to 28-10486 inclusive.
	69325-79	C	WIRE ASSEMBLY - Alternator to ammeter (120.5"L)	1	28-25000 to 28-7425454 inclusive
	78140-169	C	WIRE ASSEMBLY - Alternator to ammeter (95.0"L)	1	28-7525001 and up
	63862-167	K	WIRE ASSEMBLY - Alternator to ammeter (109.0"L)	1	
	68807-106	L	WIRE ASSEMBLY - Alternator to ammeter (114.0"L)	1	
	69050-18	M	WIRE ASSEMBLY - Alternator to ammeter (104.5"L)	1	
	78140-175	N	WIRE ASSEMBLY - Alternator to ammeter (104.5"L)	1	28R-7535001 and up
	69050-136	O	WIRE ASSEMBLY - Alternator to ammeter (109.0"L)	1	
	87373-04	P	WIRE ASSEMBLY - Alternator to ammeter (229.0"L)	1	28-7505001 and up
	78140-172	B	WIRE ASSEMBLY - Alternator to ammeter (109.0"L)	1	28-7510001 and up
		A-	Used on PA-28-140, PA-28-150, PA-28-160, PA-28-180, PA-28R-180 and PA-28R-200 airplanes only.		
		B-	Used on PA-28-235 airplanes only.		
		C-	Used on PA-28-140 airplanes only.		
		D-	Used on PA-28-150, PA-28-160 and PA-28-180 with serial numbers 28-1 to 28-4377 inclusive.		
		E-	Used on PA-28-180 with serial numbers 28-4378 and up, PA-28R-180 with serial numbers 28R-30005 to 28R-30481 inclusive, 28R-10003 and up, and PA-28R-200 with serial numbers 28R-30482, 28R-35001 and up.		
		F-	Used on PA-28R-180 and PA-28R-200 only.		
		G-	Used if a Chrysler alternator is installed.		
		H-	Used on PA-28-150, PA-28-160, and PA-28-180 airplanes only.		
		J-	Used on PA-28-150, PA-28-160, and PA-28-180 with serial numbers 28-1411 to 28-1760 inclusive, and PA-28-140 with serial numbers 28-20002 to 28-24999 inclusive.		
		K-	Used on PA-28-150, PA-28-160, and PA-28-180 with serial numbers 28-1761 to 28-4377 inclusive, and PA-28-235 with serial numbers 28-10487 to 28-10719 inclusive.		
		L-	Used on PA-28-150, PA-28-160, and PA-28-180 with serial numbers 28-1761 to 28-4377 inclusive, and PA-28-235 with serial numbers 28-10720 to 28-11039 inclusive.		
		M-	Used on PA-28R-180 with serial numbers 28R-30005 to 28R-7130019 inclusive, and PA-28R-200 with serial numbers 28R-30482, 28R-35001 to 28R-7435331 inclusive.		
		N-	Used on PA-28R-200 airplanes only.		
		O-	Used on PA-28-180 with serial numbers 28-4378 to 28-7405290 inclusive, and PA-28-235 with serial numbers 28-11040 to 28-7410120 inclusive		
		P-	Used on PA-28-180 airplanes only.		
		W-	These parts must be ordered from Service Spares Department, Piper Aircraft, Lock Haven, Penna.		

When ordering, always specify Part Number, Description, and Serial Number of Aircraft

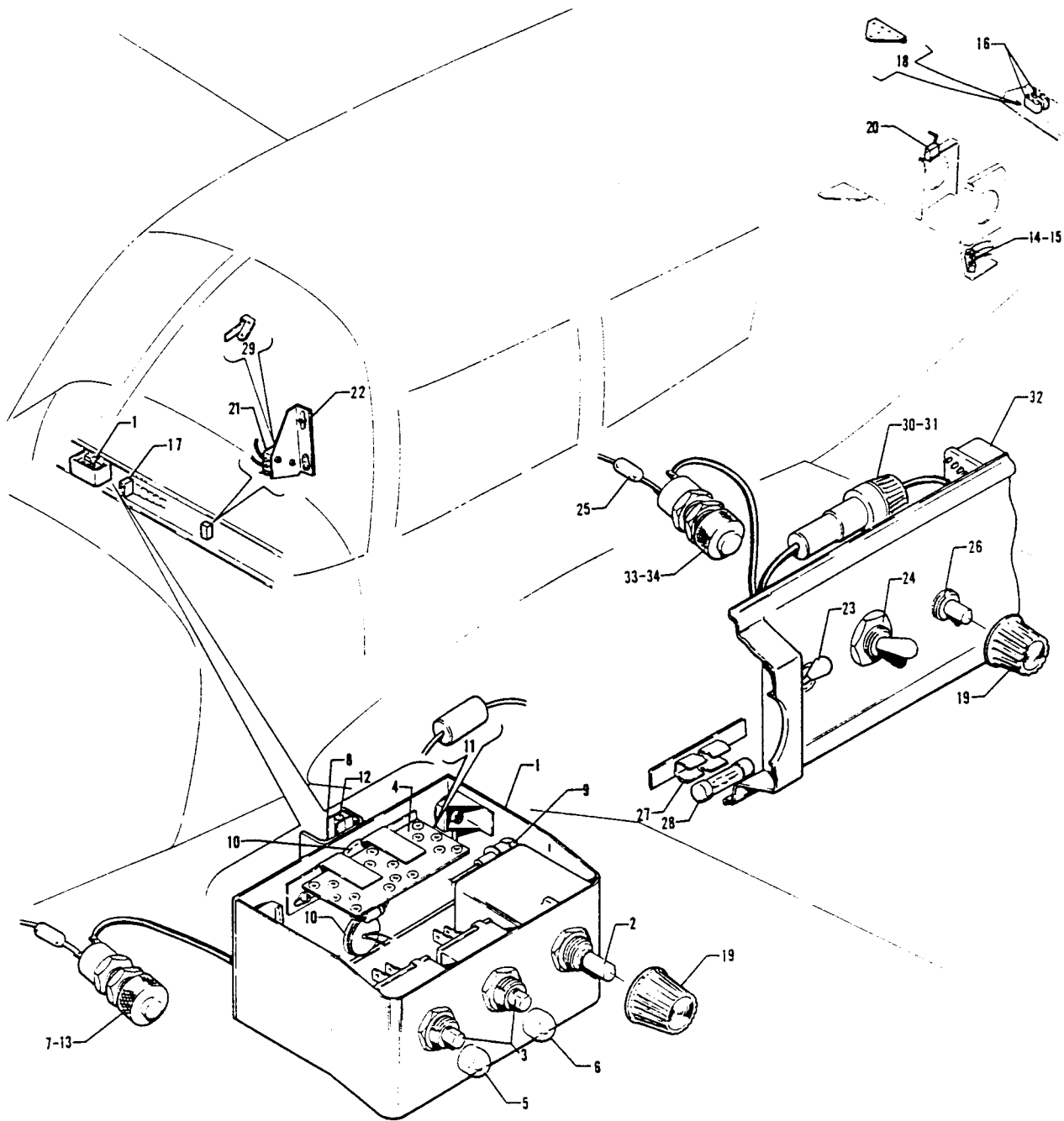


Figure 68A. Air Conditioning Electrical Installation  
 (PA-28-140 - Serial Nos. 28-25001, 28-7125472 and up)  
 (PA-28-180 - Serial Nos. 28-5653, 28-7205092 and up)  
 (PA-28R-200 - Serial Nos. 28R-7235001 and up)

**PIPER PARTS CATALOG**

Figure and Index Number	Part Number	Code	NOMENCLATURE	No. Req.	SERIAL NUMBERS AFFECTED
68A-	99530	G	DRAWING - Air Conditioning Electrical Installation		28-25001, 28-7125472 to 28-7225185 inclusive
	99863	G	DRAWING - Air Conditioning Electrical Installation		28-7225186 to 28-7325057 incl.
	79111	G	DRAWING - Air Conditioning Electrical Installation		28-7325058 and up
	99574	H	DRAWING - Air Conditioning Electrical Installation		
	99864	B	DRAWING - Air Conditioning Electrical Installation		
	99979	C	DRAWING - Air Conditioning Electrical Installation		
-1	99537-00	D,E	CONTROL HEAD ASSEMBLY - Air conditioning	1	
	99537-02	D,F	CONTROL HEAD ASSEMBLY - Air conditioning	1	
-2	99717-00		THERMOSTAT - Air conditioning	1	
-3	99674-00		SWITCH ASSEMBLY - Air conditioning	2	
-4	99521-00		BOARD ASSEMBLY - Diode	1	
-5	472 834		LIGHT - (CM22-01-02-28) Red	1	
-6	472 843	E	LIGHT - (CM22-01-03-28) Amber	1	
-7	472 844	F	LIGHT - (MS25041-4)	1	
-8	565 416		HOLDER - Fuse (342004)	2	
-9	99851-00		DIODE - Control head	1	
-10	456 738		DIODE - (IN3659)	2	
-11	484 222		RESISTOR - (200-3100 ohm)	2	
-12	461 629		FUSE - (311005)	3	
-13	472 054	F,W	BULB - (PS10008-330)	1	
			A- Used on PA-28-140 with serial numbers 28-25001, 28-7125472 and up, PA-28-180 with serial numbers 28-5653, 28-7205092 and up, and PA-28R-200 with serial numbers 28R-7235001 and up.		
			B- Used on PA-28-180 with serial numbers 28-7205180 to 28-7305071 inclusive, and PA-28R-200 with serial numbers 28R-7235001 to 28R-7335057 inclusive.		
			C- Used on PA-28-180 with serial numbers 28-7305072 and up, and PA-28R-200 with serial numbers 28R-7335058 and up.		
			D- No longer available. Order Air Condition Control System Modification Kit 760 757 as a replacement. If Air Condition Control System Modification Kit 760 757 has previously been installed, order individual items as desired (ref. items 23 thru 34 incl.)		
			E- Used on PA-28-140 with serial numbers 28-25001, 28-7125472 to 28-7225131 inclusive, and PA-28-180 with serial numbers 28-5653, 28-7205092 to 28-7205144 inclusive.		
			F- Used on PA-28-140 with serial numbers 28-7225132 to 28-7325057 inclusive, PA-28-180 with serial numbers 28-7205145 to 28-7305071 inclusive, and PA-28R-200 with serial numbers 28R-7235001 to 28R-7335057 inclusive.		
			G- Used on PA-28-140 airplanes only.		
			H- Used on PA-28-180 with serial numbers 28-5653, 28-7205092 to 28-7205179 inclusive.		
			W- These parts must be ordered from Service Spares Department, Piper Aircraft, Lock Haven, Penna.		

When ordering, always specify Part Number, Description, and Serial Number of Aircraft

**PIPER PARTS CATALOG**

Figure and Index Number	Part Number	Code	NOMENCLATURE	No. Req.	SERIAL NUMBERS AFFECTED
68A-14	587 844	G	SWITCH - Close limit (BZ-R31)	1	
-15	451 831	G	ACTUATOR - Close limit switch (MC7711)	1	
-16	484 223	G	RELAY - (60-111025-0)	2	
	484 209	F	RELAY - (PS50053-2-2)	2	
-17	454 710	G	CIRCUIT BREAKER - (PS50120-1-11) 25 amp	1	
	454 709	F	CIRCUIT BREAKER - (PS50120-1-9) 20 amp	1	
-18	99862-00	F	MOUNT ASSEMBLY- Relay	1	
-19	571 162		KNOB - Control head (RB-67-1-SB-M)	3	
-20	99528-00	G	SWITCH ASSEMBLY - Condenser door mechanism	1	
-21	487 925	W	SWITCH - Throttle limit (V3-1)	1	
-22	67196-00	B,C	BRACKET ASSEMBLY - Throttle limit switch support	1	
	99170-00	D	BRACKET - Throttle limit switch support	1	
-23	587 903	E	SWITCH - (MS35058-22)	1	
-24	763 815	E	SWITCH REPLACEMENT KIT - Fan (4 position)	1	
-25	484 467	E	RESISTOR - (4392)	1	
-26	99717-00	E	THERMOSTAT - Air conditioning	1	
-27	99999-00	E	HOLDER ASSEMBLY - Fuse	1	
-28	461 629	E	* FUSE - (311005)	2	
-29	451 834	D	ACTUATOR - Throttle limit switch (JV-7)	1	
-30	465 258	E	HOLDER - Fuse (155020)	3	
-31	461 629	E	FUSE - (311005)	3	
-32	484 209	E	RELAY - (PS50053-2-2)	1	
-33	472 844	E	LIGHT - (MS25041-4)	1	
-34	472 054	E,W	BULB - (PS10008-330)	1	
<p>A- Used on PA-28-140 with serial numbers 28-25001, 28-7125472 and up, PA-28-180 with serial numbers 28-5653, 28-7205092 and up, and PA-28R-200 with serial numbers 28R-7235001 and up.</p> <p>B- Used on PA-28-140 with serial numbers 28-25001, 28-7125472 and up.</p> <p>C- Used on PA-28-180 with serial numbers 28-5653, 28-7205092 and up.</p> <p>D- Used on PA-28R-200 with serial numbers 28R-7235001 and up.</p> <p>E- Used on PA-28-140 with serial numbers 28-7325058 and up, PA-28-180 with serial numbers 28-7305072 and up, and PA-28R-200 with serial numbers 28R-7335058 and up. Also used on PA-28-140 with serial numbers 28-25001, 28-7125472 to 28-7325057 inclusive PA-28-180 with serial numbers 28-5653, 28-7205092 to 28-7305071 inclusive, and PA-28R-200 with serial numbers 28R-7235001 to 28R-7335.057 inclusive if Air Condition Control System Modification Kit 760 757 has been installed.</p> <p>F- Used if existing air conditioning condenser transmission includes a switch mounting rod with two limit switches.</p> <p>G- Used if existing air conditioning condenser transmission does not include a switch mounting rod with two limit switches.</p> <p>W- These parts must be ordered from Service Spares Department, Piper Aircraft, Lock Haven, Penna.</p>					

When ordering, always specify Part Number, Description, and Serial Number of Aircraft

---

**PIPER PARTS CATALOG**

---

**3D23 THRU 3D24**

**INTENTIONALLY LEFT BLANK**

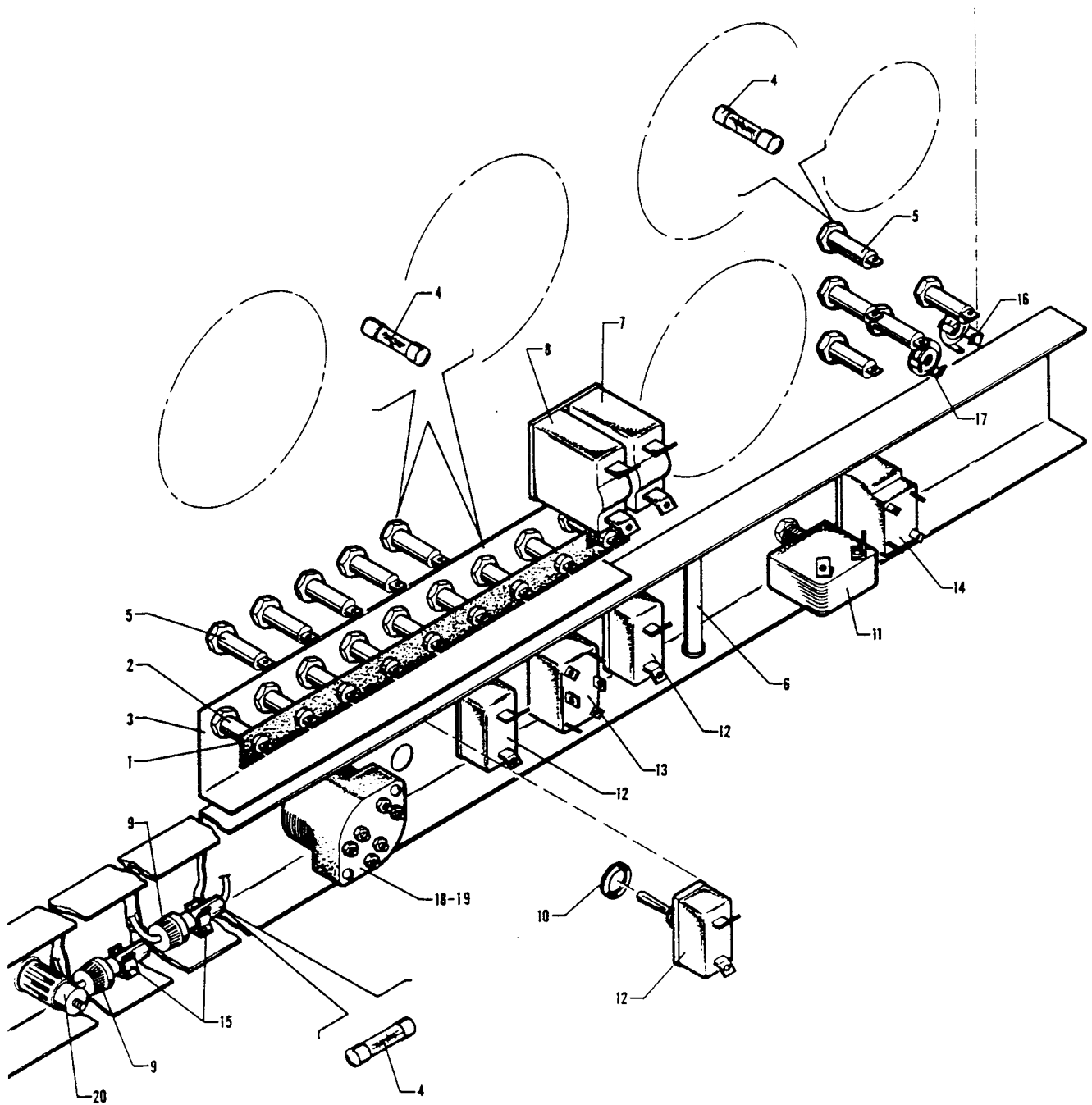


Figure 69. Instrument Panel Electrical Installation  
 (PA-28-140 - Serial Nos. 28-20002 to 28-24999 inclusive)  
 (PA-28-150-160-180 - Serial Nos. 28-1 to 28-4377 inclusive)  
 (PA-28-235 - Serial Nos. 28-10003 to 28-11039 inclusive)



**PIPER PARTS CATALOG**

Figure and Index Number	Part Number	Code	NOMENCLATURE	No. Req.	SERIAL NUMBERS AFFECTED
69-	63855		DRAWING - Fuselage Harness nstallation		28-1to 28-507 inclusive
	63894		DRAWING - Fuselage Harness Installation		28-508 to 28-1410 inclusive
	62165	H	DRAWING - Fuselage Harness Installation		28-1411to 28-1760 inclusive
	62165	B	DRAWING - Fuselage Harness Instalbtion		28-20002 to 28-24999 inclusive
	65132	C	DRAWING - Fuselage Harness Installation		28-10003 to 28-10486 inclusive
	62202	H	DRAWING - Fuselage Harness Installation		28-1761 to 28-4377 inclusive
	65449	C	DRAWING - Fuselage Harness Installation		28-10487 to 28-10719 inclusive
	65581	C	DRAWING - Fuselage Harness Installation		28-10720 to 28-11039 incl.
-1	63861-00	H	BAR - Terminal	1	28-1 to 28-1760 inclusive
	63861-00	C	BAR - Terminal	1	28-10003 to 28-10486 inclusive
	63080-00	D	BAR - Terminal	1	
-2	465 256	W	HOLDER - Fuse (HKP-GG)	9	
-3	63868-00	H	CHANNEL ASSEMBLY - Fuse holder	1	28-1 to 28-1760 inclusive
	63868-00	C	CHANNEL ASSEMBLY - Fuse holder	1	28-10003 to 28-10486 inclusive
	62403-00	D	CHANNEL ASSEMBLY - Fuse holder	1	
-4	461 623	W	FUSE - 5 amp (AGC)	11	
	461 622	W	FUSE - 10 amp (AGC)	5	
	461 621	W	FUSE - 15 amp (AGC)	2	
-5	465 257	G	HOLDER - Fuse (342001)	5	
-6	484 407	G	RESISTOR - (75 ohm, 10 watts)	1	
-7	454 663	W	CIRCUIT BREAKER - (PS50120-3-19)	1	28-1 to 28-599 inclusive
	454 665	B,E	CIRCUIT BREAKER - (PS50120-3-20)	1	
	454 701	F	CIRCUIT BREAKER - (PS50120-1-12)	1	
-8	454 662	W	CIRCUIT BREAKER - (PS50120-3-25)	1	28-1 to 28-599 inclusive
	454 656	B,E,W	CIRCUIT BREAKER - (PS50120-3-7)	1	
	454 700	F	CIRCUIT BREAKER - (PS50120-1-1)	1	
			A- Used on PA-28-140 with serial numbers 28-20002 to 28-24999 inclusive, PA-28-150, PA-28-160 and PA-28-180 with serial number 28-1 to 28-4377 inclusive, and PA-28-235 with serial numbers 28-10003 to 28-11039 inclusive.		
			B- Used on PA-28-140 airplanes only.		
			C- Used on PA-28-235 airplanes only.		
			D- Used on PA-28-150, PA-28-160 and PA-28-180 with serial numbers 28-1761 to 28-4377 inclusive, PA-28-235 with serial numbers 28-10487 to 28-11039 inclusive, and PA-28-140 with serial numbers 28-20002 to 28-24999 inclusive.		
			E- Used on PA-28-150, PA-28-160 and PA-28-180 with serial numbers 28-600 to 28-3377 inclusive, and PA-28-235 with serial numbers 28-10003 to 28-10719 inclusive.		
			F- Used on PA-28-150, PA-28-160 and PA-28-180 with serial numbers 28-3378 to 28-4377 inclusive, and PA-28-235 with serial numbers 28-10720 to 28-11039 inclusive.		
			G- Optional equipment.		
			H- Used on PA-28-150, PA-28-160 and PA-28-180 airplanes only.		
			W- These parts must be ordered from Service Spares Department, Piper Aircraft, Lock Haven, Penna.		

When ordering, always specify Part Number, Description, and Serial Number of Aircraft

PA-28-140  
PA-28-150  
PA-28-160  
PA-28-180  
PA-28-235

### PIPER PARTS CATALOG

Figure and Index Number	Part Number	Code	NOMENCLATURE	No. Req.	SERIAL NUMBERS AFFECTED
69-9	465 258		HOLDER - Fuse (#155020)	2	
-10	477 650		NUT - Knurled (#9011)	5	
-11	487 827	W	SWITCH - Starter (#9023)	1	28-1 to 28-599 inclusive
	487 844		SWITCH - Starter (#91100)	1	28-600 and up
-12	587 903		SWITCH - Rotating beacon, landing light, and fuel pump (MS35058-22)	3	
-13	487 770		SWITCH - Navigation light (AN3027-1)	1	
-14	487 769	W	SWITCH - Master (AN3027-2)	1	
-15	454 873	W	CLIP - Fuse holder (#125002)	2	
-16	468 002	W	JACK - Mike (#S128)	1	
-17	468 006	W	JACK - Phone (#11)	1	
-18	14314-02	B,W	SWITCH - Ignition, with keys	1	
	752 892	C,D,W	SWITCH ASSEMBLY - Ignition (#10-357290-1)	1	
-19	752 328	C,W	LOCK - Ignition switch (#10-377007)	1	
-20	472 969		LIGHT - Cigar (204575)		
<p>A- Used on PA-28-140 with serial numbers 28-20002 to 28-24999 inclusive, PA-28-150, PA-28-160 and PA-28-180 with serial numbers 28-1 to 28-4377 inclusive, and PA-28-235 with serial numbers 28-10003 to 28-11039 inclusive.</p> <p>B- Used on PA-28-150, PA-28-160 and PA-28-180 with serial numbers 28-1 to 28-1714 inclusive, and PA-28-235 with serial numbers 28-10003 to 28-10486 inclusive.</p> <p>C- Used on PA-28-140 with serial numbers 28-20002 to 28-24999 inclusive, PA-28-150, PA-28-160 and PA-28-180 with serial numbers 28-1715 to 28-4377 inclusive, and PA-28-235 with serial numbers. 28-10487 to 28-11039 inclusive.</p> <p>D- If matching switch and door locks are desired, order Kit 470 652.</p> <p>W- These parts must be ordered from Service Spares Department, Lock Haven, Penna.</p>					

When ordering, always specify Part Number, Description, and Serial Number of Aircraft

PA-28-140  
PA-28-150  
PA-28-160  
PA-28-180  
PA-28-235

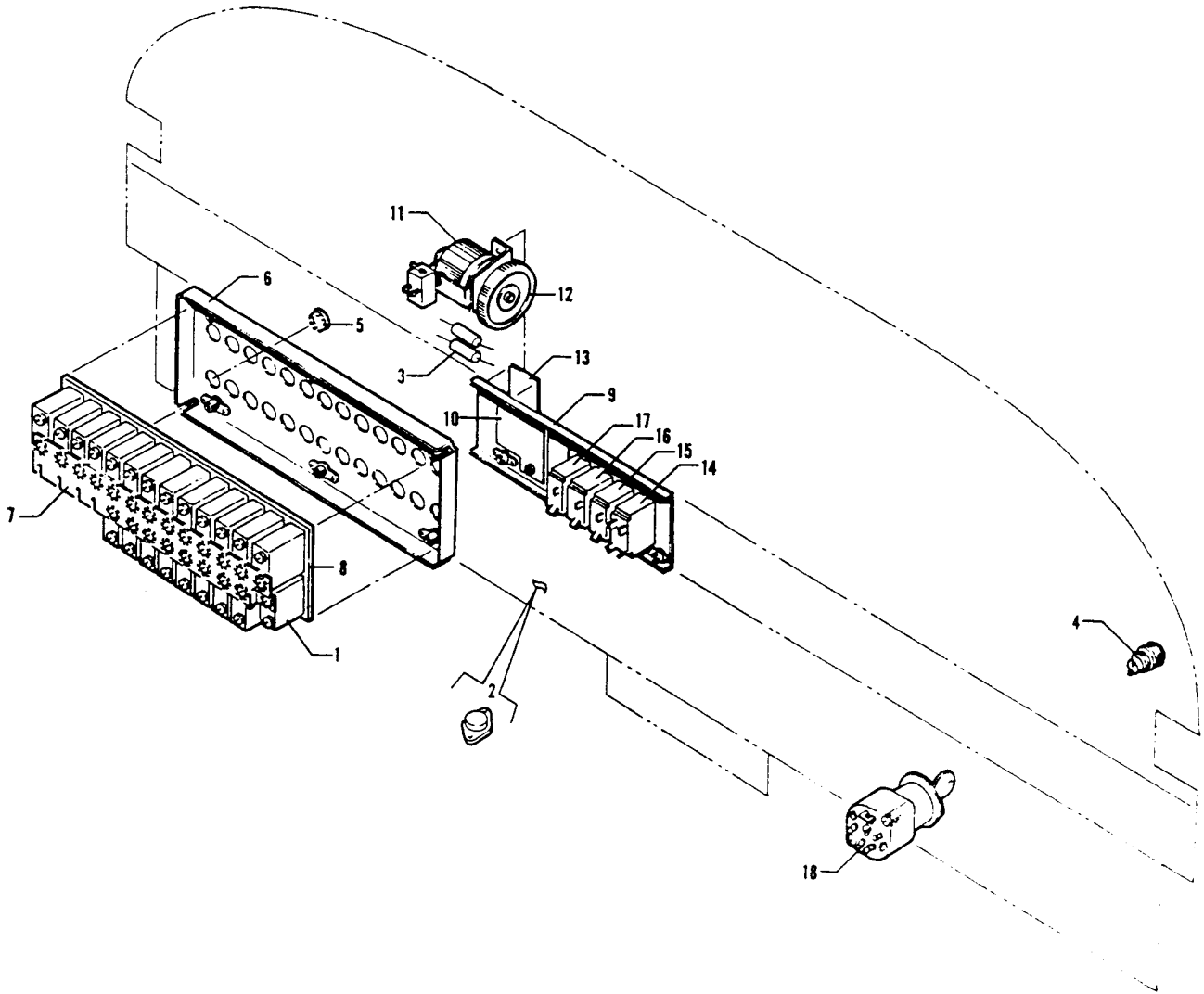


Figure 69A. - Instrument Panel Electrical Installation  
(PA-28-140 - Serial Nos. 28-25000 to 28-7425454 inclusive)

### PIPER PARTS CATALOG

Figure and Index Number	Part Number	Code	NOMENCLATURE	No. Req.	SERIAL NUMBERS AFFECTED
69A-	66718 79206		DRAWING - Instrument Panel Harness Installation DRAWING - Instrument Panel Harness Installation		28-25000 to 28-7325684 incl. 28-7425001 to 28-7425454 inc.
-1	454 711 454 706 454 668 454 707 454 669 454 708 454 670		CIRCUIT BREAKER- (PS50120-1-13) 60 amp CIRCUIT BREAKER - (PS50120-1-2) 5 amp CIRCUIT BREAKER - (PS50120-3-8) 5 amp CIRCUIT BREAKER - (PS50120-1-5) 10 amp CIRCUIT BREAKER - (PS50120-3-13) 10 amp CIRCUIT BREAKER - IPS50120-1-7) 15 amp CIRCUIT BREAKER - (PS50120-3-15) 15 amp	1 10 11 5 5 2 2	28-25000 to 28-7425454 incl. 28-25000 to 28-25800 incl. 28-25801 to 28-7425454 incl. 28-25000 to 28-25800 incl. 28-25801 to 28-7425454 incl{ 28-25000 to 28-25800 incl. 28-25801 to 28 7425454 incl.
-2	489 400		TRANSISTOR - (2N3055)	1	28-7425001 to 28-7425454 in.
-3	484 457		RESISTOR - (243E2R05)	2	28-7425001 to 28-7425454 in.
-4	67422-04		LIGHT- Indicator (stall warning)	1	
-5	453 602		BUTTON - Plug (SS48152)	20	
-6	67424-08 99696-00 35261-00		PANEL ASSEMBLY - Circuit breaker PANEL ASSEMBLY - Circuit breaker PANEL ASSEMBLY - Circuit breaker	1 1 1	28-25000 to 28-7125651 incl. 28-7225001 to 28-7325684 incl 28-7425001 to 28-7425454 incl
-7	66744-00 66744-02 67412-04 35208-00		STRIP - Circuit breaker STRIP - Circuit breaker STRIP - Circuit breaker STRIP - Circuit breaker	1 1 1 1	28-25000 to 28-25800 inclusive 28-25801 to 28-26956 incl. 28-7125001 to 28-7325684 in. 28-7425001 to 28-7425454 in.
-8	67409-00 67409-03		SPACER - Circuit breaker SPACER - Circuit breaker	1 1	28-25000 to 28-7325684 incl. 28-7425001 to 28-7425454 in.
-9	66643-00 66643-00 79201-00	B B	PANEL ASSEMBLY - Switch PANEL ASSEMBLY - Switch PANEL ASSEMBLY - Switch	1 1 1	28-25000 to 28-7325684 incl. 28-7425001 to 28-7425454 in.
-10	66713-00		PLATE - Switch cover	3	
-11	68812-02 67436-04		POTENTIOMETER ASSEMBLY POTENTIOMETER ASSEMBLY	1 1	28-25000 to 28-7325684 incl. 28-7425001 to 28-7425454 in.
-12	66748-00 67437-00		KNOB - Potentiometer KNOB - Potentiometer	1 1	28-25000 to 28-7325684 incl. 28-7425001 to 28-7425454 inc.
-13	66746-00 69669-18		PLACARD - New Instrument lights PLACARD - Nav/Radio lights	1 1	28-25000 to 28-7325684 incl. 28-7425001 to 28-7425454 in.
-14	99377-05		SWITCH - MASTER (8911K619)		
-15	99377-17 99377-02		SWITCH - Fuel pump, beige (8911K594) SWITCH - Fuel pump, gray (8911K578)	1 1	28-25000 to 28-25475 incl. 28-25476 to 28-7425454 incl.
-16	99377-18 99377-03		SWITCH - Landing light, beige (8911K596) SWITCH - Landing light, gray (8911K580)	1 1	28-25000 to 28-25475 incl. 28-25476 to 28-7425454 incl.
-17	99377-16 99377-06		SWITCH - Strobe lights, beige (8911K651) SWITCH - Strobd lights, gray (8911K659)	1 1	28-25000 to 28-25475 incl. 28-25476 to 28-7425454 incl.
-18	757 597	A	SWITCH - Ignition (10-357210-1)	1	
-19	66747-00		PLATE - Switch cover	1	

A- If matching switch and door locks are desired, order Kit 470 713  
B- Used is potentiometer is installed.

When ordering, always specify Part Number, Description, and Serial Number of Aircraft

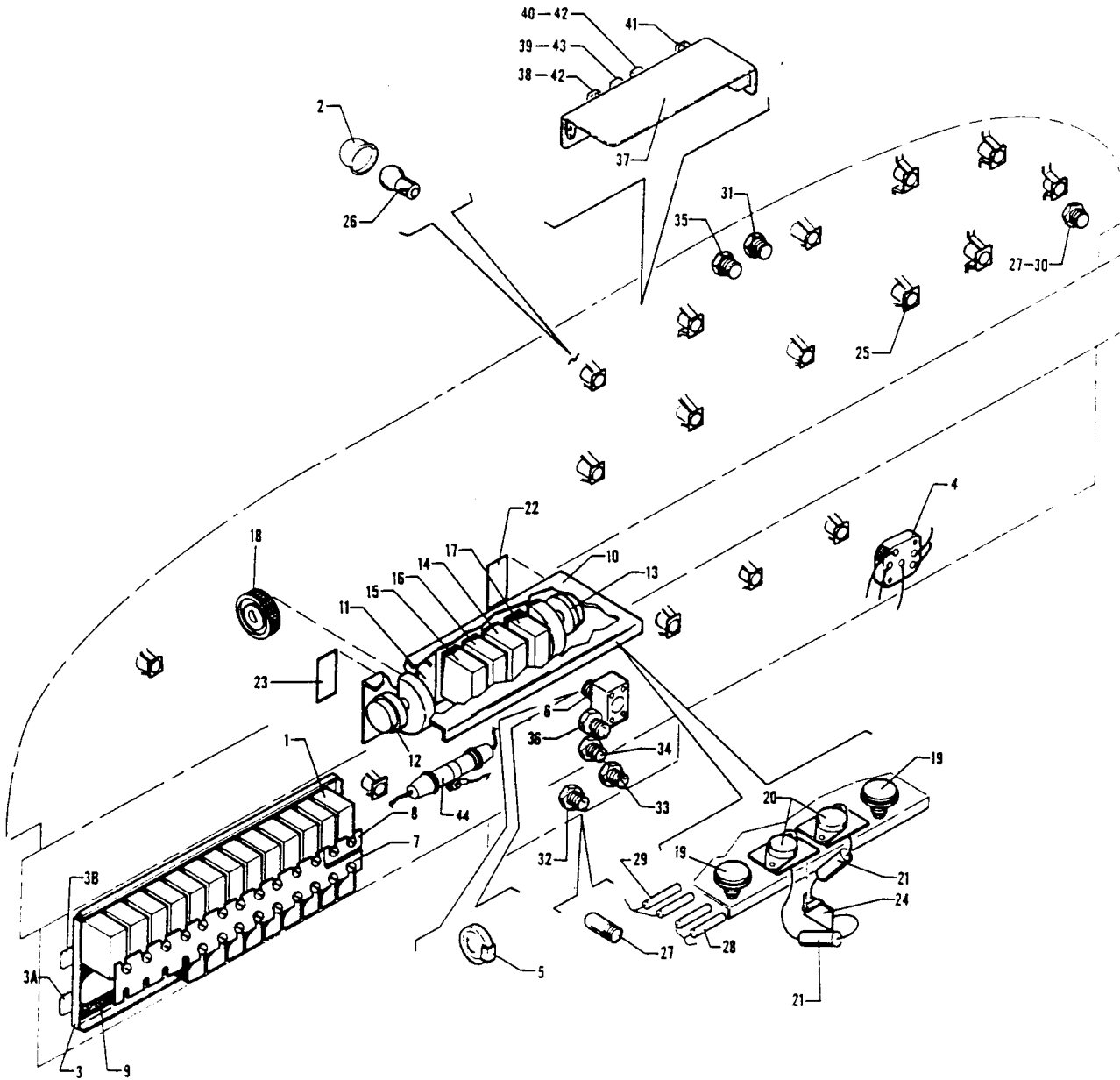


Figure 70. Instrument Panel Electrical Installation  
 (PA-28-140 - Serial Nos. 28-7525001 and up)  
 (PA-28-180 - Serial Nos. 28-4378 and up)  
 (PA-28R-180 - Serial Nos. 28R-30005 to 28R-30481 inclusive, 28R-30483 and up)  
 (PA-28-235 - Serial Nos 28-11040 and up)  
 (PA-28R-200 - Serial Nos 28R-30482, 28R-35001 and up)

PA-28-140  
 PA-28-180  
 PA-28-235  
 PA-28R-180  
 PA-28R-200

### PIPER PARTS CATALOG

Figure and Index Number	Part Number	Code	NOMENCLATURE	No. Req.	SERIAL NUMBERS AFFECTED
70-	67460	D	DRAWING - Instrument Panel Harness Installation		28R-30005 to 28R-7335455 incl 28R-7435001 to 28R-7435331 incl 28R-7535001 and up 28-4378 to 28-7305611 incl. 28-7405001 to 28-7405290 incl. 28-7505001 and up 28-11040 to 28-7310187 incl. 28-7410001 to 28-7410120 incl. 28-7510001 and up 28-7525001 and up
	76400	B	DRAWING - Instrument Panel Harness Installation		
	76457	B	DRAWING - Electrical System Installation		
	65841	C	DRAWING - Instrument Panel Harness Installation		
	76375	C	DRAWING - Instrument Panel Harness Installation		
	76454	C	DRAWING - Electrical System Installation		
	69266		DRAWING - Instrument Panel Harness Installation		
	76397		DRAWING - Instrument Panel Harness Installation		
	76460		DRAWING - Electrical System Installation		
	79325	H	DRAWING - Electrical System Installation		
-1	454 701	J	CIRCUIT BREAKER - Black button (PS50120-1-12) 60 amp	AR	
	454 711	J	CIRCUIT BREAKER - White button (PS50120-1-13) 60 amp	AR	
	454 700	G	CIRCUIT BREAKER - Black button (PS50120-1-1) 5 amp	AR	
	454 706	G	CIRCUIT BREAKER - White button (PS50120-1-2) 5 amp	AR	
	454 668	H	CIRCUIT BREAKER - (PS50120-3-8) 5 amp	AR	
	454 702	G	CIRCUIT BREAKER - Black button (PS50120-1-4) 10 amp	AR	
	454 707	G	CIRCUIT BREAKER - White button (PS50120-1-5) 10 amp	AR	
	454 669	H	CIRCUIT BREAKER - (PS50120-3-13) 10 amp	AR	
	454 703	G	CIRCUIT BREAKER - Black button (PS50120-1-6) 15 amp	AR	
	454 708	G	CIRCUIT BREAKER - White button (PS50120-1-7) 15 amp	AR	
	454 670	H	CIRCUIT BREAKER - (PS50120-3-15) 15 amp	AR	
	454 704	G	CIRCUIT BREAKER - Black button (PS60120-1-10) 25 amp	AR	
	454 710	G	CIRCUIT BREAKER - White button (PS50120-1-11) 25 amp	AR	
	454 705	G	CIRCUIT BREAKER - Black button (PS50120-1-8) 20 amp	AR	
	454 709	G	CIRCUIT BREAKER - White button (PS50120-1-9) 20 amp	AR	
	454 719	G	CIRCUIT BREAKER - White button (PS60120-1-3) 7 5 amp	AR	
	-2	454 678	H	CIRCUIT BREAKER - (PS50120-3-11) 7 amp	AR
460 602		F	FILTER - Lunar white (1813-26)	16	
			<p>A- Used on PA-28-140 with serial numbers 28-7525001 and up, PA-28-180 with serial numbers 28-4378 and up, PA-28-235 with serial number 28-11040 and up, PA-28R-180 and PA-28R-200 airplane.</p> <p>B- Used on PA-28R-200 airplanes only.</p> <p>C- Used on PA-28-180 airplanes only.</p> <p>D- Used on PA-28R-180 and PA-28R-200 airplanes only.</p> <p>E - Used on PA-28-235 airplanes only.</p> <p>F- Used on PA-28-140 with serial numbers 28-7525001 and up, PA-28-180 with serial numbers 28-5601 and up, PA-28R-180 with serial numbers 28R-31251 and up, PA-28R-200 with serial numbers 28R-35601 and up and PA-28-235 with serial numbers 28-11301 and up.</p> <p>G- Used on PA-28-180, PA-28-235, PA-28R-180 and PA-28R-200 airplanes only.</p> <p>H- Used on PA-28-140 airplanes only.</p> <p>J- Used on PA-28-180 with serial numbers 28-4378 to 28-7405290 inclusive, PA-28-235 with serial numbers 28-11040 to 28-7410120 inclusive, PA-28R-180 with serial numbers 28R-30005 to 28R-7130019 inclusive, and PA-28R-200 with serial numbers 28R-30482, 28R-35001 to 28R-7435331 inclusive.</p>		

When ordering, always specify Part Number, Description, and Serial Number of Aircraft

PA-28-140  
PA-28-180  
PA-28-235  
PA-28R-180  
PA-28R-200

**PIPER PARTS CATALOG**

Figure and Index Number	Part Number	Code	NOMENCLATURE	No. Req.	SERIAL NUMBERS AFFECTED
70-3	67424-07	D	PANEL ASSEMBLY - Circuit breaker	1	28-7625031 and up
	67424-08	F	PANEL ASSEMBLY - Circuit breaker	1	
	99696-00		PANEL ASSEMBLY - Circuit breaker	1	
	35209-00		PANEL - Circuit breaker	1	
-3a	69669-16		PLACARD - Circuit breaker panel	1	
-3b	69669-24	C	PLACARD - Circuit breaker panel	1	
	69669-90	J	PLACARD - Circuit breaker panel	1	
-4	757 597	H,K	SWITCH - Ignition (10-357210-1)	1	
	762 438	B,L,N	SWITCH - Ignition (10-357200-1)	1	
	762 438	G,M,N	SWITCH - Ignition (10-357200-1)	1	
			A- Used on PA-28-140 with serial numbers 28-7525001 and up, PA-28-180 with serial numbers 28-4378 and up, PA-28-235 with serial numbers 28-11040 and up, PA-28R-180 and PA-28R-200 airplanes.		
			B- If matching cabin door lock and ignition switch are desired, order Kit 87329-02.		
			C- Used on PA-28-140 with serial numbers 28-7525001 to 28-7525350 inclusive, PA-28-180 with serial numbers 28-7405001 and up, PA-28-235 with serial numbers 28-7410001 to 28-7510145 inclusive, and PA-28R-200 with serial numbers 28R-7435001 to 28R-7535393 inclusive.		
			D- Used on PA-28R-180 with serial numbers 28R-30005 to 28R-7130019 inclusive, and PA-28R-200 with serial numbers 28R-30482, 28R-35001 to 28R-7135238 inclusive.		
			E- Used on PA-28-180 with serial numbers 28-7205001 to 28-7305611 inclusive, PA-28-235 with serial numbers 28-7210001 to 28-7310187 inclusive, and PA-28R-200 with serial numbers 28R-7235001 to 28R-7335455 inclusive.		
			F- Used on PA-28-180 with serial numbers 28-4378 to 28-7105244 inclusive, PA-28-235 with serial numbers 28-11040 to 28-7110042 inclusive.		
			G- If matching cabin door lock, baggage door lock and ignition switch are desired, order Kit 87329-03.		
			H- If matching cabin door lock and ignition switch are desired on PA-28-140, order Kit 760 713 If matching cabin door lock, baggage door lock and ignition switch are desired on PA-28-180, PA-28-235, PA-28R-180 and PA-28R-200, order Kit 470 728		
			J- Used on PA-28-140 with serial numbers 28-7625001 and up, PA-28-235 with serial numbers 28-7610001 and up, and PA-28R-200 with serial numbers 28R-7635001 and up.		
			K- Used on PA-28-140 with serial numbers 28-7525001 to 28-7625030 inclusive, PA-28-180 with serial numbers 28-4378 and up, PA-28-235 with serial numbers 28-11040 to 28-7610020 inclusive, PA-28R-180, and PA-28R-200 with serial numbers 28R-30482, 28R-35001 to 28R-7635017 inclusive		
			L- Used on PA-28-140 airplanes only.		
			M- Used on PA-28-235 with serial numbers 28-7610021 and up, and PA-28R-200 with serial numbers 28R-7635018 and up.		
			N- Reference latest revision of Service Letter 758 on inspection of Bendix ignition switches.		

When ordering, always specify Part Number, Description, and Serial Number of Aircraft

PA-28-140  
PA-28-180  
PA-28-235  
PA-28R-180  
PA-28R-200

### PIPER PARTS CATALOG

Figure and Index Number	Part Number	Code	NOMENCLATURE	No. Req.	SERIAL NUMBERS AFFECTED
70-5	67439-00	G	KNOB - Landing gear switch	1	
-6	487 936	G	SWITCH - Landing gear (8906-K-1385)	1	
-7	67412-02	D	STRIP - Circuit breaker	1	
	67412-04	C	STRIP - Circuit breaker	1	
	35208-00	B	STRIP - Circuit breaker	1	
-8	67412-03	D	STRIP - Circuit breaker	1	
-9	67409-00		SPACER - Circuit breaker	1	
	67409-03	B	SPACER - Circuit breaker	1	
-10	67407-00		PANEL ASSEMBLY- Switch	1	
	35212-00	B	PANEL ASSEMBLY - Switch	1	
-11	66713-00		PLATE - Switch cover	3	
-12	67435-02		POTENTIOMETER ASSEMBLY - Panel lights	1	
	67436-05	B	POTENTIOMETER ASSEMBLY - Panel lights	1	
-13	67435-03		POTENTIOMETER ASSEMBLY - Dome lights	1	
	67436-04	B	POTENTIOMETER ASSEMBLY - Instrument lights	1	
-14	99377-17	D	SWITCH - Fuel pump, beige (8911K594)	1	
	99377-02	F	SWITCH - Fuel pump, gray (8911K578)	1	
			A- Used on PA-28-140 with serial numbers 28-7525001 and up, PA-28-180 with serial numbers 28-4378 and up, PA-28-235 with serial numbers 28-11040 and up, PA-28R 180 and PA-28R-200 airplanes.		
			B- Used on PA-28-140 with serial numbers 28-7525001 and up, PA-28-180 with serial numbers 28-7405001 and up, PA-28-235 with serial numbers 28-7410001 and up, and PA-28R-200 with serial numbers 28R-7435001 and up.		
			C- Used on PA-28-180 with Serial numbers 28-7105001 to 28-7305611 inclusive, PA-28R-180 with serial numbers 28R-7130001 to 28R-7130019 inclusive, PA-28R-200 with serial numbers 28R-7135001 to 28R-7335455 inclusive, and PA-28-235 with serial numbers 28-7110001 to 28-7310187 inclusive.		
			D- Used on PA-28-180 with serial numbers 28-4378 to 28-5869 inclusive, PA-28R-180 with serial numbers 28R-30005 to 28R-30481 inclusive, 28R-30483 to 28R-31279 inclusive, PA-28R-200 with serial numbers 28R-30482, 28R-35001 to 28R-35830 inclusive, and PA-28-235 with serial numbers 28-11040 to 28-11393 inclusive.		
			E- Used on PA-28-180 with serial numbers 28-4378 to 28-7305611 inclusive, PA-28-235 with serial numbers 28-11040 to 28-7310187 inclusive, PA-28R-180 with serial numbers 28R-30005 to 28R-7130019 inclusive, and PA-28R-200 with serial numbers 28R-30482, 28R-35001 to 28R-7335455 inclusive.		
			F- Used on PA-28-140 with serial numbers 28-7525001 and up, PA-28-180 with serial numbers 28-7105001 and up, PA-28R-180 with serial numbers 28R-7130001 and up, PA-28R-200 with serial numbers 28R-7135001 and up, and PA-28-235 with serial numbers 28-7110001 and up.		
			G- Used on PA-28R-180 and PA-28R-200 airplanes only.		

When ordering, always specify Part Number, Description, and Serial Number of Aircraft

PA-28-140  
PA-28-180  
PA-28-235  
PA-28R-180  
PA-28R-200



### PIPER PARTS CATALOG

Figure and Index Number	Part Number	Code	NOMENCLATURE	No. Req.	SERIAL NUMBERS AFFECTED
70-15	99377-16	D	SWITCH - Strobe light, beige (8911K651)	1	
	99377-06	C	SWITCH - Strobe light, gray (8911K659)	1	
-16	99377-18	D	SWITCH - Landing light, beige (8911K596)	1	
	99377-03	C	SWITCH - Landing light, gray (8911K580)	1	
-17	487 868	G	SWITCH - Master (8142K21E7T50)	1	
	99377-05	H	SWITCH - Master (8911K619)	1	
-18	67437-00		KNOB - Instrument lights	2	
-19	489 384	F	TRANSISTOR - (2N443)	2	
-20	489 385	F	TRANSISTOR - (2N669)	2	
	489 400	B	TRANSISTOR - (2N3055)	2	
-21	484 426	F	RESISTOR - (100 ohm, 2 watts)	2	
<p>A- Used on PA-28-140 with serial numbers 28-7525001 and up, PA-28-180 with serial numbers 28-4378 and up, PA-28-235 with serial numbers 28-11040 and up, PA-28R-180 and PA-28R-200 airplanes.</p> <p>B- Used on PA-28-140 with serial numbers 28-7525001 and up, PA-28-180 with serial numbers 28-7405001 and up, PA-28-235 with serial numbers 28-7410001 and up, and PA-28R-200 with serial numbers 28R-7435001 and up.</p> <p>C- Used on PA-28-140 with serial numbers 28-7525001 and up, PA-28-180 with serial numbers 28-7105001 and up, PA-28R-180 with serial numbers 28R-7130001 and up. PA-28R-200 with serial numbers 28R-7135001 and up. and PA-28-235 with serial numbers 28-7110001 and up.</p> <p>D- Used on PA-28-180 with serial numbers 28-4378 to 28-5869 inclusive, PA-28R-180 with serial numbers 28R-30005 to 28R-30481 inclusive, 28R-30483 to 28R-31279 inclusive, PA-28R-200 with serial numbers 28R-30482, 28R-35001 to 28R-35830 inclusive and PA-28-235 with serial numbers 28-11040 to 28-11393 inclusive.</p> <p>E- See Figure 73A if wing tip strobe lights are installed.</p> <p>F- Used on PA-28-180 with serial numbers 28-4378 to 28-7305611 inclusive, PA-28-235 with serial numbers 28-11040 to 28-7310187 inclusive, PA-28R-180 with serial numbers 28R-30005 to 28R-7130019 inclusive, and up, PA-28R-200 with serial numbers 28R-30482, 28R-35001 to 28R-7335455 inclusive.</p> <p>G- Used on PA-28-180 with serial numbers 28-4378 to 28-5679 inclusive, PA-28R-180 with serial numbers 28R-30005 to 28R-30481 inclusive, 28R-30483 to 28R-31078 inclusive, and PA-28-235 with serial numbers 28-11040 to 28-11285 inclusive</p> <p>H- Used on PA-28-140 with serial numbers 28-7525001 and up, PA-28-180 with serial numbers 28-5680 and up, PA-28R-180 with serial numbers 28R-31079 and up, PA-28R-200 with serial numbers 28R-30482, 28R-35001 and up, and PA-28-235 with serial numbers 28-11286 and up.</p>					

When ordering, always specify Part Number, Description, and Serial Number of Aircraft

PA-28-140  
PA-28-180  
PA-28-235  
PA-28R-180  
PA-28R-200

**PIPER PARTS CATALOG**

Figure and Index Number	Part Number	Code	NOMENCLATURE	No. Req.	SERIAL NUMBERS AFFECTED
70-22	67429-02	D	PLACARD - Instrument lights, dome, woodgrain background		
	66970-02	B	PLACARD - Instrument lights, dome, black background	1	
	69669-17	F	PLACARD - Instrument lights, black background	1	
-23	67429-03	D	PLACARD - Instrument lights, panel, woodgrain background	1	
	66970-03	C	PLACARD - Instrument lights, panel, black background	8	
-24	487 700		STRIP - Terminal (1064)	1	
-25	67418-00		HOLDER ASSEMBLY - Instrument lamp	16	
	565 516	F	HOLDER ASSEMBLY - Instrument lamp (PS10082-1-1)	16	
-26	472 051	D	BULB - (PS10008-53R) Red	20	
	472 056	C	BULB - (PS10008-53) Clear	20	
-27	472 054	W	BULB - (PS10008-330)	7	
-28	484 457	F	RESISTOR - (243E2R05)	2	
-29	484 484	F	RESISTOR - (244E2R05)	2	
		A-	Used on PA-28-140 with serial numbers 28-7525001 and up, PA-28-180 with serial numbers 28-4378 and up, PA-28-235 with serial numbers 28-11040 and up, PA-28R-180 and PA-28R-200 airplanes.		
		B-	Used on PA-28-180 with serial numbers 28-5601 to 28-7305611 inclusive, PA-28R-180 with serial numbers 28R-31251 to 28R-7130019 inclusive, PA-28R-200 with serial numbers 28R-35601 to 28R-7335455 inclusive, and PA-28-235 with serial numbers 28-11301 to 28-7310187 inclusive.		
		C-	Used on PA-28-140 with serial numbers 28-7525001 and up, PA-28-180 with serial numbers 28-5601 and up, PA-28R-180 with serial numbers 28R-31251 and up, PA-28R-200 with serial numbers 28R-35601 and up, and PA-28-235 with serial numbers 28-11301 and up.		
		D-	Used on PA-28-180 with serial numbers 28-4378 to 28-5600 inclusive, PA-28R-180 with serial numbers 28R-30005 to 28R-30481 inclusive, 28R-30483 to 28R-31250 inclusive, PA-28R-200 with serial numbers 28R-30482, 28R-35001 to 28R-35600 inclusive, and PA-28-235 with serial numbers 28-11040 to 28-11300 inclusive.		
		E-	Used on PA-28-180 with serial numbers 28-4378 to 28-7305611 inclusive, PA-28-235 with serial numbers 28-11040 to 28-7310187 inclusive, PA-28R-180 with serial numbers 28R-30005 to 28R-7130019 inclusive, and PA-28R-200 with serial numbers 28R-30482, 28R-35001 to 28R-7335455 inclusive.		
		F-	Used on PA-28-140 with serial numbers 28-7525001 and up, PA-28-180 with serial numbers 28-7405001 and up, PA-28-235 with serial numbers 28-7410001 and up, and PA-28R-200 with serial numbers 28R-7435001 and up		
		W-	These parts must be ordered from Service Spares Department, Piper Aircraft, Lock Haven, Penna.		

When ordering, always specify Part Number, Description, and Serial Number of Aircraft

PA-28-140  
PA-28-180  
PA-28-235  
PA-28R-180  
PA-28R-200

**PIPER PARTS CATALOG**

Figure and Index Number	Part Number	Code	NOMENCLATURE	No. Req.	SERIAL NUMBERS AFFECTED
70-30	67422-04		LIGHT - Indicator (stall warning)	1	
-31	67422-09	G	LIGHT - Indicator (warning gear up)	1	
	67422-11	D	LIGHT - Indicator (warning gear unsafe)	1	
-32	67422-05	F	LIGHT - Indicator (left gear)	1	
-33	67422-06	F	LIGHT - Indicator (right gear)	1	
-34	67422-07	F	LIGHT - Indicator (nose gear)	1	
-35	67422-08	F	LIGHT - Indicator (gear in transit)	1	
-36	67422-10	B,D	LIGHT - Indicator (auto extender off)	1	28R-7235001 and up
-37	79333-00	C	PANEL ASSEMBLY - Annunciator	1	
-38	67422-12	C	LIGHT - Indicator (oil)	1	
-39	67422-14	C	LIGHT - Indicator (alt)	1	
-40	67422-13	C	LIGHT - Indicator (vac)	1	
-41	487 904	C,W	SWITCH - (39-1)	1	
-42	472 054	C,W	BULB - (PS10008-330)	2	
-43	453 695	C,W	BULB - (PS10008-328)	1	
-44	38149-05	E	FLASHER ASSEMBLY - Gear warning	1	
<p>A- Used on PA-28-140 with serial numbers 28-7525001 and up, PA-28-180 with serial numbers 28-4378 and up, PA-28-235 with serial numbers 28-11040 and up, PA-28R-180 and PA-28R-200 airplanes.</p> <p>B- Used on PA-28R-180 with serial numbers 28R-30005 to 28R-7130019 inclusive, and PA-28R-200 with serial numbers 28R-35001 to 28R-7135238 inclusive if Kit 760 542. Landing Gear Back-Up Actuator Override Mechanism, has been installed.</p> <p>C- Used on PA-28-140 with serial numbers 28-7525001 and up, PA-28-180 with serial numbers 28-7505001 and up, PA-28-235 with serial numbers 28-7510001 and up, and PA-28R-200 with serial numbers 28R-7535001 and up.</p> <p>D- Used on PA-28R-200 airplanes only.</p> <p>E- Replace landing gear warning horn flasher using Kit 460-939, applicable to PA-28R-180 and PA-28R-200 aircraft.</p> <p>F- Used on PA-28R-180 and PA-28R-200 airplanes only.</p> <p>G- Used on PA-28R-180 airplanes only.</p> <p>W- These parts must be ordered from Service Spares Department, Piper Aircraft, Lock Haven, Penna.</p>					

When ordering, always specify Part Number, Description, and Serial Number of Aircraft

PA-28-140  
PA-28-180  
PA-28-235  
PA-28R-180  
PA-28R-200

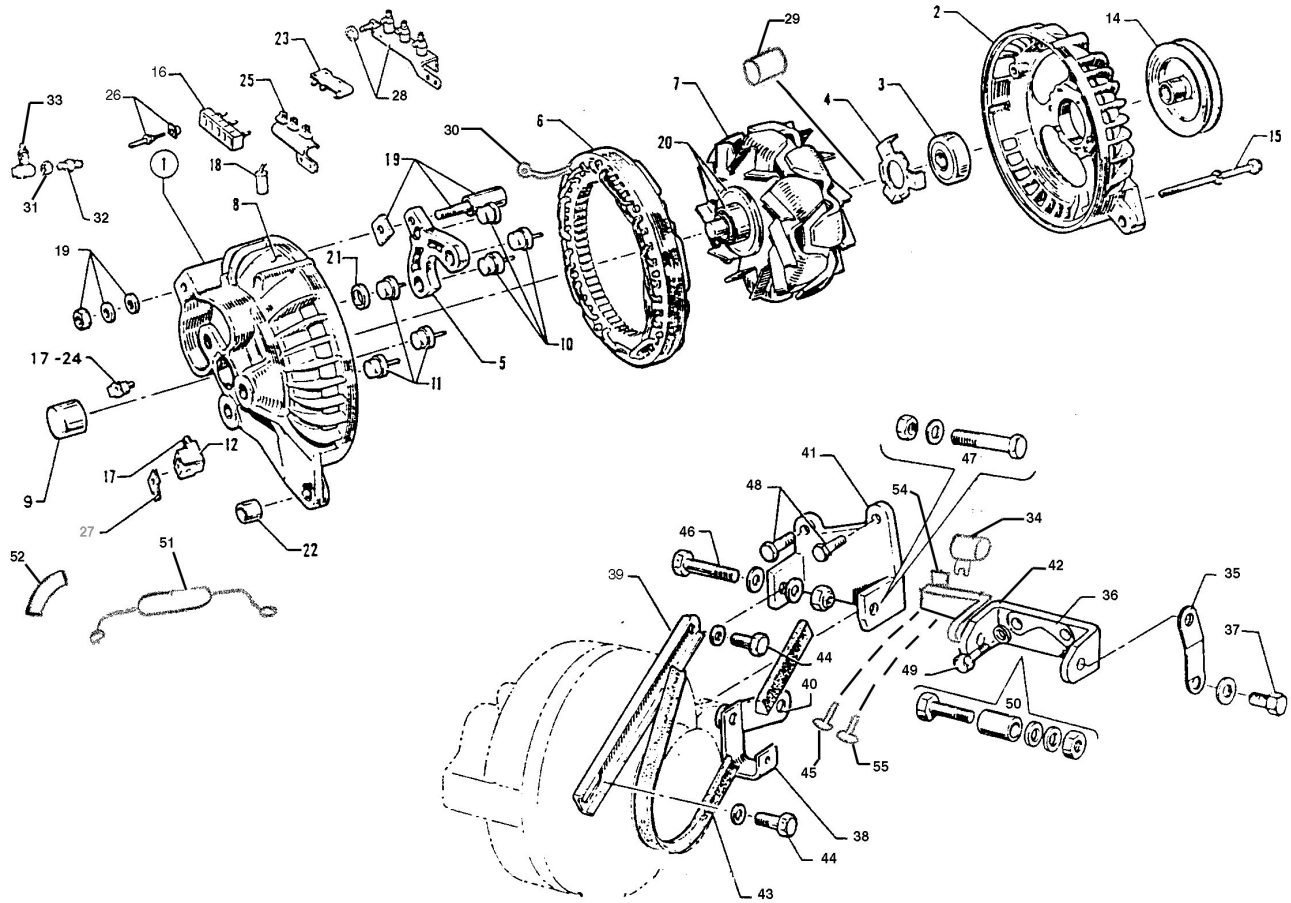


Figure 71. Alternator Installation (Chrysler)  
(See Code "A")

### PIPER PARTS CATALOG

Figure and Index Number	Part Number	Code	NOMENCLATURE	No. Req.	SERIAL NUMBERS AFFECTED
71-	99936	B	DRAWING - Alternator Installation		
	99935	C	DRAWING - Alternator Installation		
	99937	D	DRAWING - Alternator Installation		
-1	69670-02	E	ALTERNATOR ASSEMBLY - 40 amp	1	
	69670-04	F,N	ALTERNATOR ASSEMBLY - 60 amp	1	
-2	756 159	GHJKL	SHIELD ASSEMBLY - Drive end (2098634)	1	
	762 490		SHIELD ASSEMBLY - Drive end (4111822)	1	
-3	753 375	GHJKL	BEARING - Drive end shield (2098478)	1	
	758 575	M	BEARING - Drive end shield (3656444)	1	
	755 846		PLATE - Bearing retainer (2095012)	1	
-5	751 955	G,H,I	HEAT SINK - Rectifier (2095925)	1	
-6	756 160	G,H	STATOR ASSEMBLY - (2095427)	1	
	756 250	J	STATOR ASSEMBLY - (3656400)	1	
	757 744	K	STATOR ASSEMBLY - (3438754)	1	
	757 745	L	STATOR ASSEMBLY - (3438768)	1	
	762 489	M	STATOR ASSEMBLY - (4111804)	1	
			A- Refer to Figure 32A and 71A if air conditioning is installed.		
			B- Used on PA-28-140 with serial numbers 28-20002 to 28-20217 inclusive, PA-28-150, PA-28-160 and PA-28-180 with serial numbers 28-508 to 28-1760 inclusive.		
			C- Used on PA-28-150, PA-28-160 and PA-28-180 with serial numbers 28-1761 and up, PA-28-235, PA-28R-180 and PA-28R-200 airplanes.		
			D- Used on PA-28-140 with serial numbers 28-20218 and up.		
			E- Used on PA-28-150, PA-28-160 and PA-28-180 with serial numbers 28-508 to 28-3377 inclusive, PA-28-235 with serial numbers 28-10003 to 28-10719 inclusive, and PA-28-140 with serial numbers 28-20002 to 28-24999 inclusive.		
			F- Used on PA-28-150, PA-28-160 and PA-28-180 with serial No.s 28-3378 and up, PA-28-235 with serial No.s 28-10720 and up, PA-28-140 with serial No.s 28-25000 and up, PA-28R-180 and PA-28R-200 airplanes.		
			G- Used on alternator which is stamped with number 2098640 or 2098615.		
			H- Used on alternator which is stamped with number 2642995 or 2642996.		
			J- Used on alternator which is stamped with number 2642197, 2642210 or 2642997.		
			K- Used on alternator which is stamped with number 3656623.		
			L- Used on alternator which is stamped with number 3656624.		
			M- Used on alternator which is stamped with number 4111810.		
			N- Also order and install placard P/N 69668-00 if alternator is being installed on PA-28-150, PA-28-160 and PA-28-180 with serial No. 28-3378 to 28-7405290 inclusive, PA-28-140 with serial No.s 28-2500 to 29-7425454 inclusive, PA-28-235 with serial No.s 28-10720 to 28-7410120 inclusive, PA-28R-180, and PA-28R-200 with serial No.s 28R-35001 to 28R-7435331 inclusive.		

When ordering, always specify Part Number, Description, and Serial Number of Aircraft

### PIPER PARTS CATALOG

Figure and Index Number	Part Number	Code	NOMENCLATURE	No. Req.	SERIAL NUMBERS AFFECTED
71-7	752 865	E	ROTOR ASSEMBLY - (2098632)	1	
	756 014	F	ROTOR ASSEMBLY - (2642994)	1	
	755 943	B	ROTOR ASSEMBLY - (2642195)	1	
	756 064	C	ROTOR ASSEMBLY - (3656631)	1	
	756 065	D	ROTOR ASSEMBLY - (3656632)	1	
	762 628	G	ROTOR ASSEMBLY - (4111817)	1	
-8	760 928	B,E,F	KIT - Shield assembly, Rectifier end	1	
	757 746	C,D	SHIELD ASSEMBLY - Rectifier end	1	
	762 491	G	SHIELD ASSEMBLY - Rectifier end (4091535)	1	
-9	753 376	BCDEF	BEARING - Rectifier end shield (2098512)	1	
	758 576	G	BEARING - Rectifier end shield (3755184)	1	
-10	752 866	E,F	RECTIFIER - Positive (2098288)	3	
	755 944	B	RECTIFIER - Positive (3000046)	3	
-11	752 867	E,F	RECTIFIER - Negative (2098287)	3	
	755 945	B	RECTIFIER - Negative (3000047)	3	
-12	751 956	B,E,F	HOLDER - Brush (2095038)	1	
	758 369	D,G	HOLDER - Brush (3438159)	1	
-13	758 580	g	BRUSH HOLDER - Radial (4091667)	1	
-14	755 847	E	PULLEY ASSEMBLY - (2095664)	1	
	757 311	BCDFG	PULLEY ASSEMBLY - (2642706)	1	
-15	756 757	BCDEF	KIT - 3 Frame screws (3656470)	1	
	762 492	G	SCREW - Frame (4111814)	3	
	763 981	C,D	CAPACITOR - (4111887)	3	
-16	761 913	C,D,G	TERMINAL BLOCK - (3438729)	1	
-17	757 142	BCDEF	KIT - Brush and insulator assembly (2084673)	1	
-18	757 981	C,D	CAPACITOR - (3438725)	1	
	763 395	G	CAPACITOR - Stud and insulator package (3620793)	1	
-19	756 759	B,E,F	KIT - Internal capacitor and insulator (2421137)	1	
-20	757 143	B,E,F	KIT - Rotor grease retainer, washer and slip ring (2586512)	1	
-21	756 761	B,F,F	KIT - Rectifier heat sink spacer (2421138)	1	
-22	753 380	B,E,F,G	BUSHING - Alternator end shield (2095052)	1	
	758 249	C,D	BUSHING - Alternator end shield (2098052)	1	
-23	756 067	C,D	RECTIFIER ASSEMBLY - Negative (3438721)	1	
	755 340	G	HEAT SINK - Negative (3755114)	1	
-24	758 368	D	BRUSH ASSEMBLY PACKAGE - Horizontal (3837172)	1	
-25	756 066	C,D	RECTIFIER ASSEMBLY - Positive (3438727)	1	
-26	758 366	BCDEF	BATTERY TERMINAL PACKAGE - (3620794)	1	
-27	753 039	B,F,G	TERMINAL - Field (2098642)	1	
-28	758 573	G	BATTERY TERMINAL AND POSITIVE HEAT SINK PACKAGE (4240488)	1	
-29	762 629	B	RETAINER AND SLIP RING PACKAGE	1	
-30	762 049	G	TERMINAL (3438709)	3	
-31	758 574	G	BRUSH AND WASHER PACKAGE (4176097)	1	
-32	762 493	G	SCREW (6031272)	2	
-33	762 050	G	TERMINAL FIELD (4111809)	1	
-34	63897-06		CAPACITOR ASSEMBLY - Alternator	1	
			A- Refer to Figure 32A and 71A if air conditioning is installed.		
			B- Used on alternator which is stamped with number 2642197, 2642210 or 2642997.		
			C- Used on alternator which is stamped with number 3656623.		
			D- Used on alternator which is stamped with number 3656624.		
			E- Used on alternator which is stamped with number 2098640 or 2098615.		
			F- Used on alternator which is stamped with number 2642995 or 2642996.		
			G- Used on alternator which is stamped with number 4111810.		

When ordering, always specify Part Number, Description, and Serial Number of Aircraft

**PIPER PARTS CATALOG**

Figure and Index Number	Part Number	Code	NOMENCLATURE	No. Req.	SERIAL NUMBERS AFFECTED
71-35	79238-00	E,G	STRUT - Alternator	1	
	78483-00	F,H	STRUT - Alternator	1	
-36	582 172	E,F,G,H	PLATE - Lock (73383)	1	
-37	401 971	E,F,G,H	BOLT - (MS20074-05-06)	1	
	62833-74	E,F,G,H	WASHER	1	
-38	63695-00	B,J	CLIP - Alternator support	1	
-39	63696-00	B	CHANNEL - Alternator support	1	
	63531-00	C,D	CHANNEL - Alternator support	1	
-40	63697-00	B	LINK - Alternator support	1	
-41	63698-00	B	BRACKET ASSEMBLY - Alternator support	1	
-42	65199-00	C,K	BRACKET - Alternator support	1	
	635200-00	D,K	BRACKET ASSEMBLY - Alternator support	1	
	65199-05	L	BRACKET - Alternator support	1	
	63520-00	C	BRACKET ASSEMBLY - Alternator support	1	
-43	564 852		BELT - V (PS10069-1-6)	1	
-44	401 971		BOLT - IMS20074-05-06)	2	
	407 566	W	WASHER - (AN960-516)	4	
-45	401 971		BOLT - (MS20074-05-06)	1	
	407 566	W	WASHER - (AN960-516)	6	
-46	401 395	W	BOLT- (AN6-14A)	1	
	407 567	W	WASHER - (AN960-616)	2	
	404 890	W	NUT - (MS20365-624C)	1	
			A- Refer to Figure 32A and 71A if air conditioning is installed.		
			B- Used on PA-28-140 with serial numbers 28-20002 to 28-20217 inclusive, PA-28-150, PA-28-160 and PA-28-180 with serial numbers 28-508 to 28-1760, inclusive.		
			C- Used on PA-28-150, PA-28-160 and PA-28-180 with serial numbers 28-1761 and up, PA-28-235, PA-28R-180 and PA-28R-200 airplanes.		
			D- Used on PA-28-140 with serial numbers 28-20218 and up.		
			E- Used on PA-28-140 with serial numbers 28-7325621 and up.		
			F- Used on PA-28-180 with serial numbers 28-7305576 and up, PA-28-235 with serial numbers 28-7310184 and up, and PA-28R-200 with serial numbers 28R-7335376 and up.		
			G- Used on PA-28-140 with serial numbers 28-20218 to 28-7325620 inclusive if Alternator Installation Modification Kit 760 741 has been installed.		
			H- Used on PA-28-150, PA-28-160 and PA-28-180 with serial numbers 28-1761 to 28-7305575 inclusive, PA-28R-180 with serial numbers 28R-30005 to 28R-7130019 inclusive, PA-28-235 with serial numbers 28-10003 to 28-7310183 inclusive, and PA-28R-200 with serial numbers 28R-35001 to 28R-7335376 inclusive if Alternator Installation Modification Kit 760 742 has been installed.		
			J- Used on PA-28-140 with serial numbers 28-20218 to 28-7125471 inclusive.		
			K- Used if Alternator/Capacitor Mounting Kit 764 347 or 764 372 has not been installed.		
			L- Used if Alternator/Capacitor Mounting Kit 764 347 or 764 372 has been installed per Service Spares Letter 366A.		
			W- These parts must be ordered from Service Spares Department. Piper Aircraft, Lock Haven, Penna.		

When ordering, always specify Part Number, Description, and Serial Number of Aircraft

**PIPER PARTS CATALOG**

Figure and Index Number	Part Number	Code	NOMENCLATURE	No. Req.	SERIAL NUMBERS AFFECTED
71-47	401 396	W	BOLT - (AN6-15A)	1	
	407 567	W	WASHER - (AN960-616)	2	
	404 890	W	NUT - (MS20365-624C)	1	
-48	401 925		BOLT- (MS20074-04-12)	2	
-49	401 971		BOLT - (MS20074-05-06)	2	
	407 137	W	WASHER - (AN936-A516)	2	
-50	764 092		ALTERNATOR MOUNTING HARDWARE KIT	1	
-51	69666-00	B	RESISTOR ASSEMBLY	1	
-52	69668-00	B	PLACARD	1	
-53	65199-04	C	BRACKET - Alternator support	1	
-54	65199-06	E	SHIM - Alternator support	1	
-55	401 971	D	BOLT - (MS20074-05-06)	2	
	401 974	E	BOLT - (MS20074-05-07)	1	
	407 106	D	WASHER - (AN935-516)	2	
<p>A- Refer to Figure 32A and 71A if air conditioning installed.</p> <p>C- Used if Alternator/Capacitor Mounting Kit 764 347 or 764 372 has been installed.</p> <p>D- Used on PA-28-140, PA-28-150, PA-28-160, PA-28-180, or PA-28-235 if Alternator/Capacitor Mounting Kit 764 347 has been installed.</p> <p>E- Used on PA-28R-180 or PA-28R-200 if Alternator/Capacitor Mounting Kit 764 347 has been installed.</p> <p>W- These parts must be ordered from Service Spares Department, Piper Aircraft, Lock Haven, Penna.</p>					

When ordering, always specify Part Number, Description, and Serial Number of Aircraft



# PIPER PARTS CATALOG

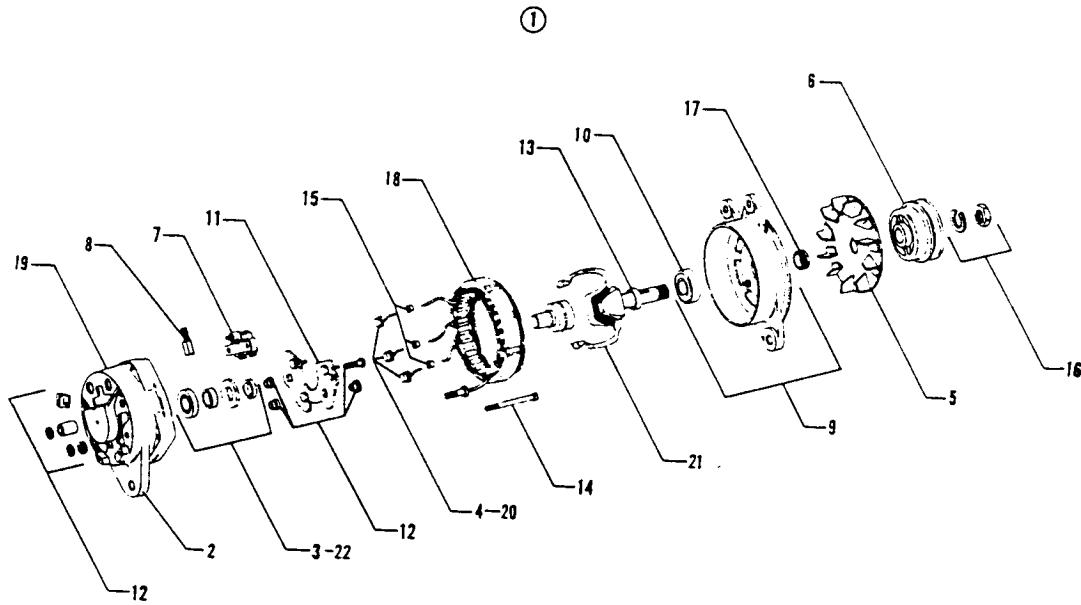


Figure 71A. Alternator Assembly (Prestolite)  
(PA-28-140 - Serial Nos. 28-25001, 28-7125472 and up)  
(PA-28-180 - Serial Nos. 28-5653, 28-7205092 and up)  
(PA-28R-200 - Serial Nos. 28R-7235001 and up)

**PIPER PARTS CATALOG**

Figure and Index Number	Part Number	Code	NOMENCLATURE	No. Req.	SERIAL NUMBERS AFFECTED
71 A-1	551 983		ALTERNATOR ASSEMBLY - Prestolite (ALY-6422)	1	
-2	762 244	B	* SLIP RING END HEAD AND ROTOR ASSEMBLY PACKAGE (90-2402)	1	
-3	757 386	B	** PACKAGE - Bearing and seal S.R.E. (90-2014)	1	
-4	757 387	B	** PACKAGE - Rectifier, negative (XA-944JS)	1	
-5	754 827		* FAN ASSEMBLY - Ventilating (90-2241)	1	
-6	757 392		* PULLEY - Drive (PU-692A)	1	
-7	758 224		* BRUSH HOLDER AND SPRING ASSEMBLY (ALE-1045BS)	1	
-8	758 471		** BRUSH SET - Alternator (ALE-1013AS)	1	
-9	755 232		* HEAD ASSEMBLY - Drive end (ALA-1003K)	1	
-10	758 225		** BEARING - Ball, seal (X-3416)	1	
-11	756 060		* RECTIFIER AND PLATE ASSEMBLY - Positive (ALE-1054A)	1	
-12	761 903		* TERMINAL STUD AND PARTS PACKAGE - (90-2043)	1	
-13	756 061		* RETAINER - Drive end (GR-32)	1	
-14	757 388		* PACKAGE - Thru bolt (ALA-20JS)	1	
-15	757 389		* PACKAGE - Eyelet (90-818)	1	
-16	757 390		* PACKAGE - Nut and washer (90-33)	1	
-17	757 721		* SPACER - Rotor shaft (ALD-21A)	1	
-18	757 719		* STATOR ASSEMBLY - (ALE-2008AES)	1	
-19	755 271	C	* HEAD ASSEMBLY - Slip ring end (ALK-11328S-1)	1	
-20	757 387	C	* PACKAGE - Rectifier, negative (XA-944JS)	1	
-21	762 508	C	* ROTOR - (ALE-21775-1)	1	
-22	757 386	C	* PACKAGE - Bearing and seal S.R.E. (90-2014)	1	
			A- Used on PA-28-140 with serial numbers 28-25001, 28-7125472 and up, PA-28-180 with serial numbers 28-5653, 28-7205092 and up, and PA-28R-200 with serial numbers 28R-7235001 and up.		
			B- Used with Alternator Assembly (ALY-6409) only.		
			C- Used with Alternator Assembly (ALY-6422) only		

When ordering, always specify Part Number, Description, and Serial Number of Aircraft

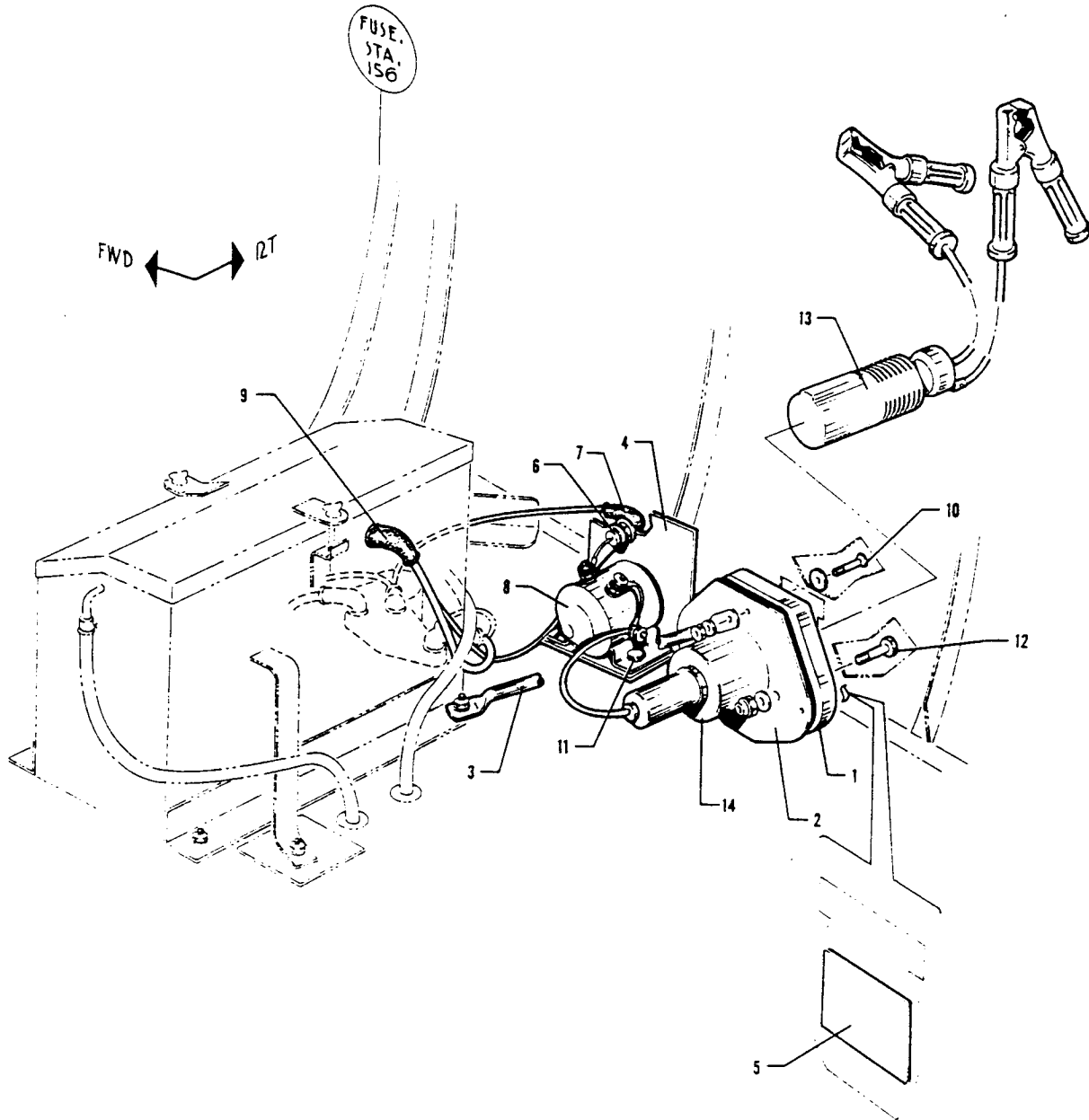


Figure 72. External Power Supply Installation

**PIPER PARTS CATALOG**

Figure and Index Number	Part Number	Code	NOMENCLATURE	No. Req.	SERIAL NUMBERS AFFECTED
72-	62225 65647 79454	A E D	DRAWING - External Power Supply Installation DRAWING - External Power Supply Installation DRAWING - External Power Supply Installation		
-1	62226-00	W	SPACER - Auxiliary power receptacle	1	
-2	62227-00	W	PLATE - Auxiliary power receptacle	1	
-3	62228-00 65649-00	A,W B	TUBE - Auxiliary power receptacle support TUBE - Auxiliary power receptacle support	1 1	
-4	62342-00 68198-00	A,W B	BRACKET- Power relay SUPPORT- Diode mounting	1 1	
-5	69669-173	W	PLACARD - External power	1	
-6	456 728	W	DIODE - (IN3208)	1	
-7	476 673	W	NIPPLE - (MS25171-1S)	1	
-8	484 373	W	SOLENOID - (24059)	1	
-9	66580-02	C	BOOT - (476 695)	1	
-10	416 794 494 087 690 612 404 156	W W W W	SCREW - (AN507-1032R14) WASHER - (A3235-020-1) WASHER - (NAS1149F0363P) NUT - (MS21083N3)	4 4 4 4	
-11	400 002 690 611 404 530	W W W	BOLT - (AN4-5A) WASHER - (NAS1149F0463P) NUT - (MS21042-4)	2 2 2	
-12	400 728 690 628 407 106 404 837	W W W W	BOLT - (AN25-11A) WASHER - (NAS1149F0563P) WASHER -(AN935-516) NUT - (MS20364-524C)	2 2 2 2	
-13	62355-02	W	PLUG ASSEMBLY - Power connector	1	
-14	62355-03	W	SOCKET ASSEMBLY - Power connector	1	
			A- Used on PA-28-235 with serial numbers 28-10003 to 28-10719 inclusive, PA-28-150, PA-28-160 and PA-28-180 with serial numbers 28-1 to 284377 inclusive. B- Used on PA-28-235 with serial numbers 28-10720 and up, PA-28-180 with serial numbers 28-4378 and up, PA-28R-180 and PA-28R-200 airplanes. C- Used on PA-28-235 with serial numbers 28-10720 to 28-7410120 inclusive, PA-28-180 with serial numbers 28-4378 to 28-7405290 inclusive, PA-28R-180 with serial numbers 28R-30005 to 28R-7130019 inclusive, and PA-28R-200 with serial numbers 28R-30482, 28R-35001 to 28R-7435331 inclusive. D- Used on PA-28-235 with serial numbers 28-7510001 and up, PA-28-180 with serial numbers 28-7505001 and up, and PA-28R-200 with serial numbers 28R-7535001 and up. Also used on aircraft with code "C" serial numbers if Auxiliary Power Receptacle Installation Kit 761089 has been installed. E- Used on PA-28-235 with serial numbers 28-10720 to 28-7410120 inclusive, PA-28-180 with serial numbers 28-4378 to 28-7405290 inclusive, PA-28R-180 with serial numbers 28R-30005 to 28R-7130019 inclusive, and PA-28R-200 with serial numbers 28R-30482, 28R-35001 to 28R-7435331 inclusive. Order drawing with code "D" serial numbers if Auxiliary Power Receptacle Installation Kit 761089 has been installed. W- These parts must be ordered from Service Spares Department, Piper Aircraft, Vero Beach, Florida.		

When ordering, always specify Part Number, Description, and Serial Number of Aircraft

PA-28-150  
PA-28-160  
PA-28-180  
PA-28-235  
PA-28R-180  
PA-28R-200

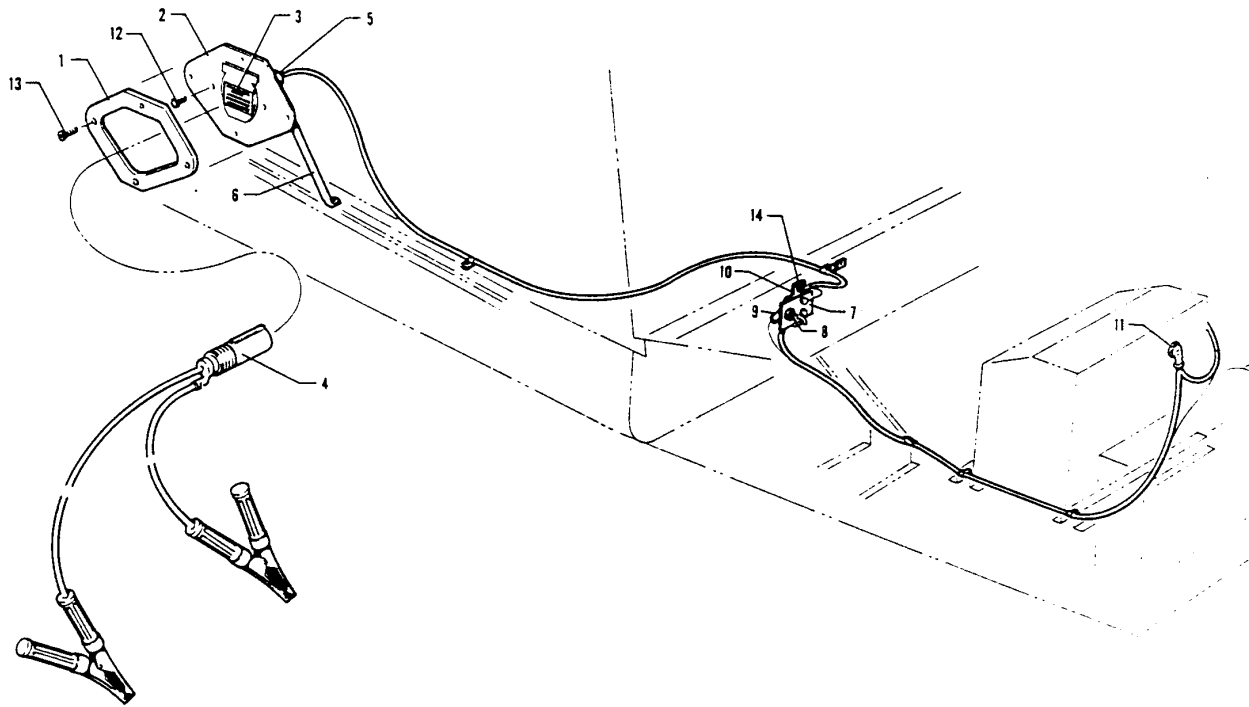


Figure 73. External Power Supply Installation

## PIPER PARTS CATALOG

Figure and Index Number	Part Number	Code	NOMENCLATURE	No. Req.	SERIAL NUMBERS AFFECTED
73-	65529	A	DRAWING - External Power Supply		
	66745	B	DRAWING - External Power Supply		
-1	62226-00	W	SPACER Auxiliary power receptacle	1	
-2	62227-00	W	PLATE - Auxiliary power receptacle	1	
-3	69669-173	W	PLACARD - External power	1	
4	62355-02	W	PLUG ASSEMBLY - Power connector	1	
-5	62355-06		SOCKET ASSEMBLY - Power connector	1	
-6	65528-00		TUBE - Auxiliary power receptacle support	1	28-20002 to 28-25460 inclu
	99306-00		TUBE - Auxiliary power receptacle support	1	28-25461 and up
-7	68198-00		SUPPORT - Diode	1	
-8	456 728	W	DIODE - (IN3208)	1	
-9	476 673	W	NIPPLE - Diode (MS25171-1S)	1	
-10	484 373	W	SOLENOID - (24059)	1	
-11	66580-02		BOLT - (476 695)	1	
-12	401 185	W	BOLT- (AN5-5A)	2	
	690 628	W	WASHER - (NAS1149F0563P)	2	
	404 531	W	NUT - (MS21042-5)	2	
-13	416 794	W	SCREW - (MS24693-S275)	4	
	494 837	W	WASHER - (A3235020-1)	4	
	690 612	W	WASHER - (NAS1149F0363P)	4	
	404 156	W	NUT - (MS21083N3)	4	
-14	401 307	W	BOLT- (AN4-4A)	2	
	690 611	W	WASHER - (NAS1149F063P)	2	
	404 530	W	NUT - (MS21042-4)	2	
			A- Used on PA-28-140 with serial numbers 28-20002 to 28-24999 inclusive		
			B- Used on PA-28-140 with serial numbers 28-25000 and up		
			W- These parts must be ordered from Service Spares Department, Piper Aircraft, Vero Beach, Florida.		

When ordering, always specify Part Number, Description, and Serial Number of Aircraft

**3E24**  
**INTENTIONALLY LEFT BLANK**

# PIPER PARTS CATALOG

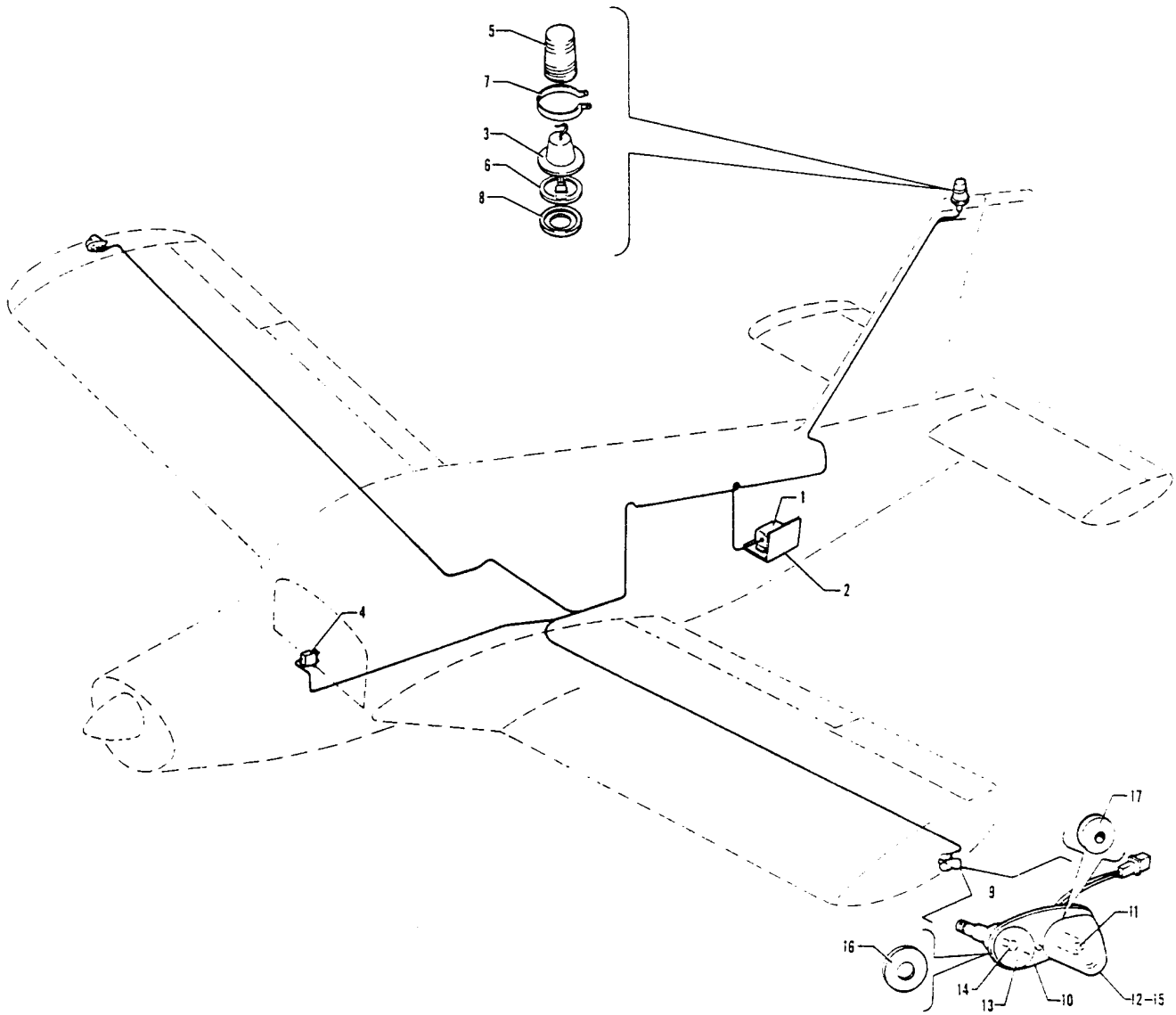


Figure 73A. Strobe Lights Installation

REVISED: SEPTEMBER 1978

3F1

PA-28-140  
PA-28-180  
PA-28-235  
PA-28R-180  
PA-28R-200



**PIPER PARTS CATALOG**

Figure and Index Number	Part Number	Code	NOMENCLATURE	No. Req.	SERIAL NUMBERS AFFECTED
73A-	99030	A	DRAWING - Strobe Lights Installation		
-1	481 214	A,B,W	POWER SUPPLY - Strobe lights	1	
	481 247	C,W	POWER SUPPLY - Strobe lights	1	
-2	99031-00		BRACKET ASSEMBLY - Power supply mounting	1	
	99031-09		SHIM	2	
-3	757 762	A,W	LIGHTASSEMBLY - Strobe, fin (unshielded)	1	
	761 189	A,E,W	LIGHT ASSEMBLY - Strobe, fin (shielded)	1	
-4	99377-16	A,B	SWITCH - Strobe light, beige (8911K651)	1	
	99377-06	A,B	SWITCH - Strobe light, gray (8911K659)	1	
	99377-07	A,C	SWITCH - Strobe light, gray (8911K660)	1	
-5	761 161	A	LENS - Strobe light, red (unshielded)	1	
	761 190	A,E	LENS - Strobe light, red (shielded)	1	
-6	755 042	A,W	GASKET- Strobe light	1	
-7	755 200	A,W	CLAMP ASSEMBLY - Ring	1	
-8	751 312	A	ADAPTER - Mounting plate	1	
-9	761 158	W	LIGHT ASSEMBLY - Navigation and strobe, wing tip, red (unshielded)	1	
	472 896	E	LIGHT ASSEMBLY - Navigation and strobe, wing tip, red (shielded)	1	
	761 159	W	LIGHT ASSEMBLY - Navigation and strobe, wing tip, green (unshielded)	1	
	472 895	E	LIGHT ASSEMBLY - Navigation and strobe, wing tip, green (shielded)	1	
-10	756 037	D,W	* RETAINER - Light lens	1	
-11	761 156	W	* TUBE ASSEMBLY - Flash, tip		
-12	761 157	W	* LENS - Wing tip strobe (unshielded)	1	
-13	751 202	W	* LENS - Navigation, red	1	
	751 201	W	* LENS - Navigation, green	1	
-14	751 381	W	* BULB - (1512)	1	
-15	761 162	E,W	* LENS AND RETAINER ASSEMBLY - Wing tip strobe (shielded)	1	
-16	755 075	W	* GASKET - Navigation light (W1283)	1	
-17	755 076	W	* GASKET - Wing strobe (A-427-4)	1	
			A- Used on PA-28-140 with serial numbers 28-26401 and up, PA-28-180 with serial numbers 28-5601 and up, PA-28-235 with serial numbers 28-11301 and up, PA-28R-180 with serial numbers 28R-31251 and up, and PA-28R-200 with serial numbers 28R-35601 and up.		
			B- Used if white strobe wing tip lights are not installed.		
			C- Used if white strobe wing tip lights are installed.		
			D- Used if unshielded wing tip strobe lens is installed.		
			E- Must be used when an A D.F. Radio Installation is installed.		
			W- These parts must be ordered from Service Spares Department, Piper Aircraft, Lock Haven, Penna.		

When ordering, always specify Part Number, Description, and Serial Number of Aircraft

PA-28-140  
PA-28-180  
PA-28-235  
PA-28R-180  
PA-28R-200

# PIPER PARTS CATALOG

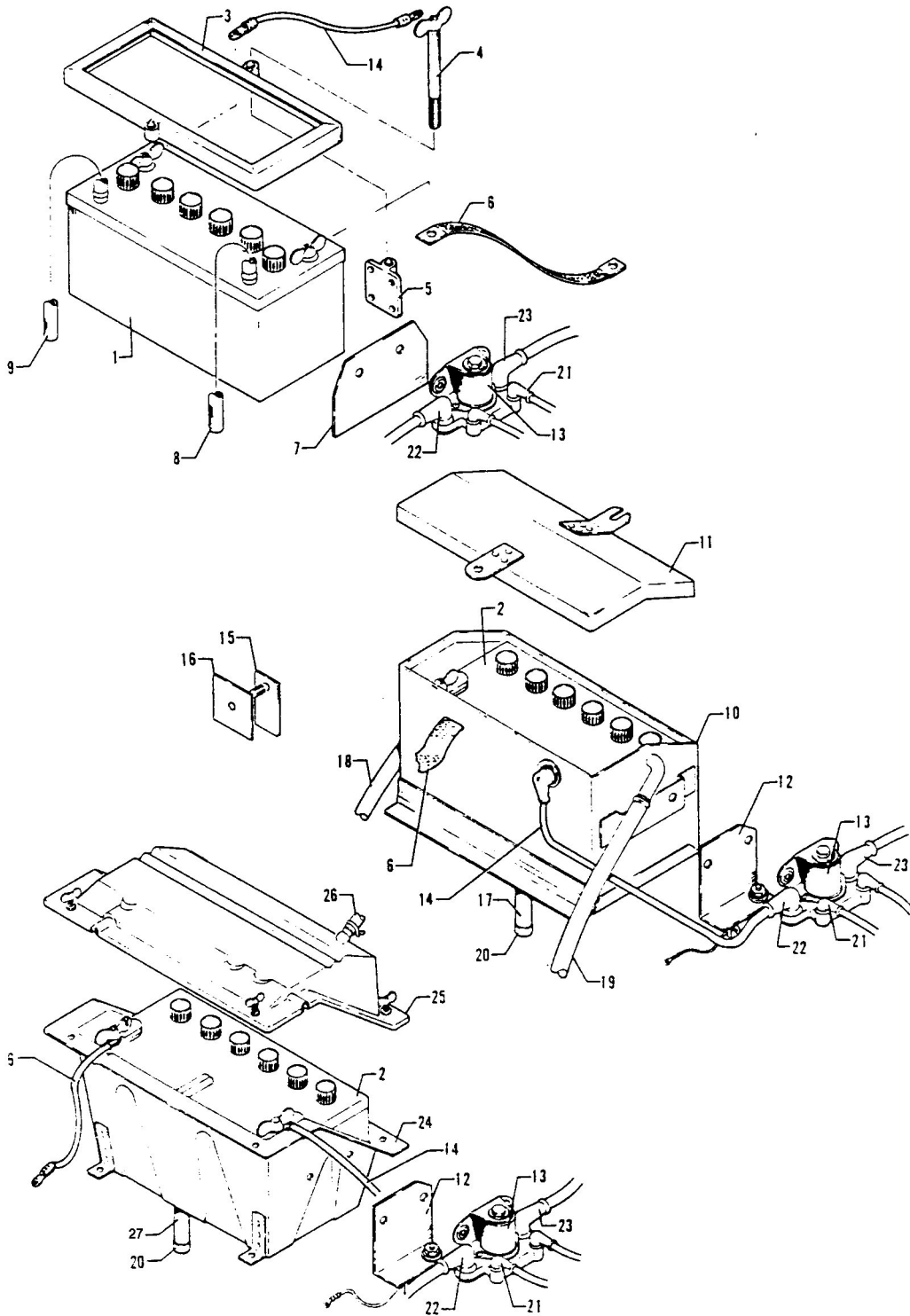


Figure 73B. Battery Installation

**PIPER PARTS CATALOG**

Figure and Index Number	Part Number	Code	NOMENCLATURE	No. Req.	SERIAL NUMBERS AFFECTED
73B-1	450 018		BATTERY - (AC-66)	1	28-1to 28-46 inclusive
-2	450 030		BATTERY - (S25) 25 amp-hour	1	28-47 and up
	450 035		BATTERY - (R35) 35 amp-hour	1	28-47 and up
-3	63262-00		FRAME ASSEMBLY - Battery tie down	1	28-1 to 28-46 inclusive
-4	63258-00		ROD ASSEMBLY - Battery	2	28-1 to 28-46 inclusive
-5	63253-00		PLATE ASSEMBLY - Battery tie down bolt	2	28-1 to 28-46 inclusive
-6	11122-00		CABLE ASSEMBLY - Ground (10.00")	1	28-1 to 28-46 inclusive
	63890-02	A	WIRE ASSEMBLY - Ground (12.38")	1	
	78140-33	C	WIRE ASSEMBLY - Ground (12.00")	1	
-7	63879-00		PLATE - Insulating	1	28-1 to 28-507 inclusive
-8	63904-06		HOSE - Battery vent, left	1	28-1 to 28-46 inclusive
-9	63904-07		HOSE - Battery vent, right	1	28-1 to 28-46 inclusive
-10	63888-00	A, E	BOX ASSEMBLY - Battery	1	
-11	63977-00	A	LID ASSEMBLY - Battery box	1	
-12	62279-00	B	DIODE ASSEMBLY - Master relay	1	
-13	455 151	W	CONTACTOR - Power relay (6041H105A)	1	
-14	63862-18	F	WIRE ASSEMBLY - Positive (7.50")	1	28-1 to 28-46 inclusive
	63862-148	A,F	WIRE - Positive (7.50")1		
	78140-39	C,F	WIRE ASSEMBLY - Positive (11.00")	1	
-15	66616-00	A	TERMINAL - Battery box	1	
-16	17555-00	A,W	PLATE - Battery box	1	
-17	63904-21	A	HOSE - Battery vent, bottom	1	
-18	63904-20	A	HOSE - Battery vent, left	1	
-19	63904-19	A	HOSE - Battery vent, right	1	
-20	454 161	D,W	CAP - Vent (1704-9-Y)	1	
-21	23969-02	W	NIPPLE- Electrical	2	
-22	23969-05	W	NIPPLE - Electrical	1	
-23	66580-02		NIPPLE - Terminal (476 695)	1	
-24	35202-00	C	BOX ASSEMBLY - Battery	1	
-25	35201-00	C	COVER ASSEMBLY - Battery box	1	
		A-	Used on PA-28-140 with serial numbers 28-20002 to 28-7425454 inclusive, PA-28-150, PA-28-160 and PA-28-180 with serial numbers 28-47 to 28-7405290 inclusive, PA-28-235 with serial numbers 28-10003 to 28-7410120 inclusive, PA-28R-180 with serial numbers 28R-30005 to 28R-7130019 inclusive, and PA-28R-200 with serial numbers 28R-30482, 28R-35001 to 28R-7435331 inclusive.		
		B-	Used on PA-28-140 with serial numbers 28-20081 and up, PA-28-150, PA-28-160 and PA-28-180 with serial numbers 28-1681 and up, PA-28-235 with serial numbers 28-10353 and up, PA-28R-180 and PA-28R-200 airplanes.		
		C-	Used on PA-28-140 with serial numbers 28-7525001 and up, PA-28-180 with serial numbers 28-7505001 and up, PA-28-235 with serial numbers 28-7510001 and up, and PA-28R-200 with serial numbers 28R-7535001 and up.		
		D-	Used on PA-28-140 with serial numbers 28-20002 and up, PA-28-180 with serial numbers 28-4378 and up, PA-28-235 with serial numbers 28-11040 and up, PA-28R-180 and PA-28R-200 airplanes.		
		E-	Reference latest revision of Service Bulletin 804 on Battery Strap Installation using Kit No. 765-157 for PA-28-180 aircraft with serial numbers 28-7505001 thru 28-7505259 inclusive, PA-28-235 with serial numbers 28-7510001 thru 28-7710089 inclusive and PA-28R-200 with serial numbers 28R-7535001 thru 28R-7635545 inclusive.		
		F-	Reference Service Bulletin 836A on wire inspection and replacement.		
		W-	These parts must be ordered from Service Soares Department, Piper Aircraft, Lock Haven, Penna.		

When ordering, always specify Part Number, Description, and Serial Number of Aircraft

**PIPER PARTS CATALOG**

Figure and Index Number	Part Number	Code	NOMENCLATURE	No. Req.	SERIAL NUMBERS AFFECTED
73B-26 -27	63904-06 63904-20	A B	HOSE - Battery vent, left (19" L) HOSE - Battery vent, bottom (18" L)	1 1	
<p>A- Used on PA-28-140 with serial numbers 28-7525001 and up, PA-28-180 with serial numbers 28-7505001 and up, PA-28-235 with serial numbers 28-7510001 and up, and PA-28R-200 with serial numbers 28R-7535001 and up.</p> <p>B- Used on PA-28-180 with serial numbers 28-7505001 and up, PA-28-235 with serial numbers 28-7510001 and up, and PA-28R-200 with serial numbers 28R-7535001 and up.</p>					

When ordering, always specify Part Number, Description, and Serial Number of Aircraft

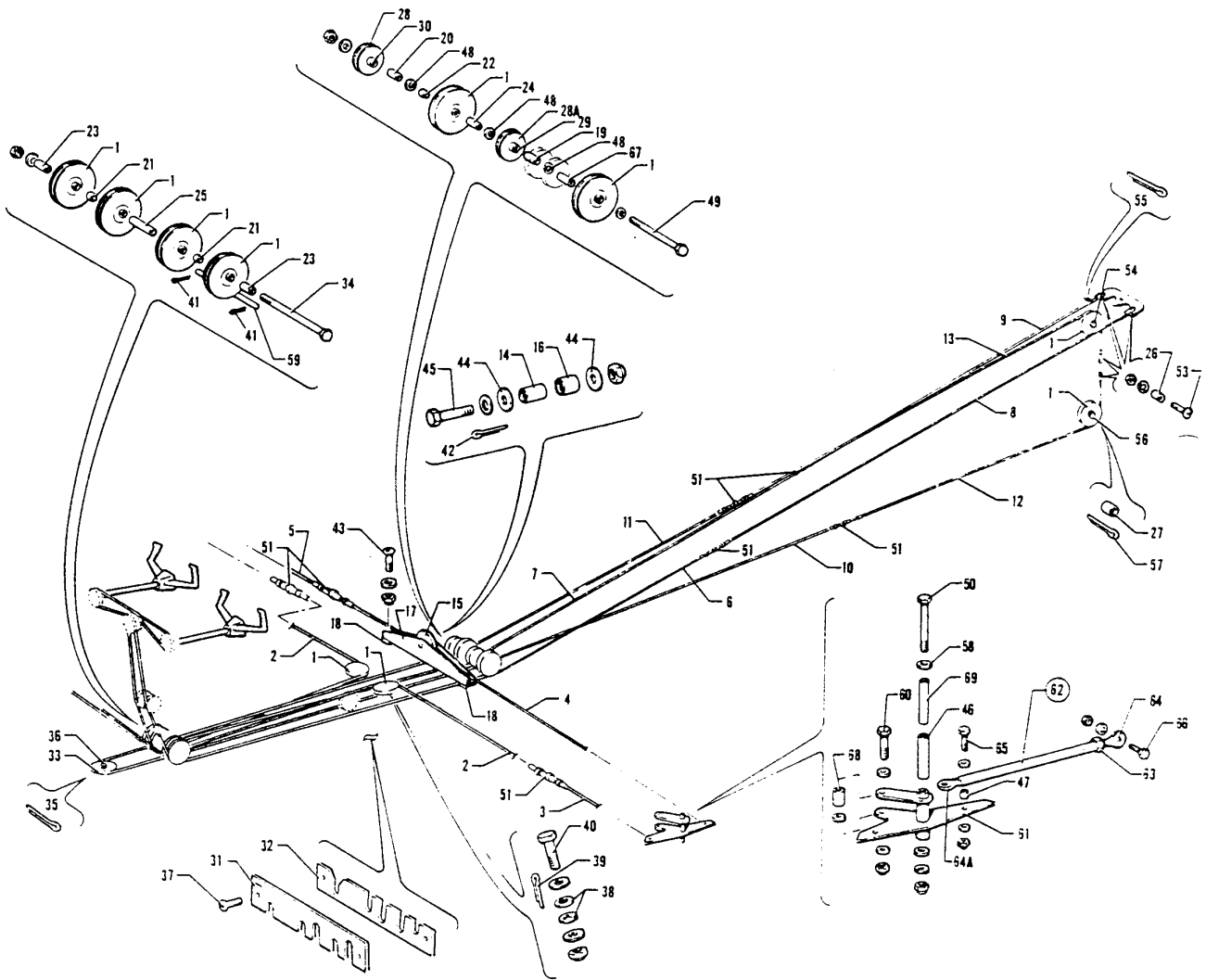


Figure 74. Control System Installation

**PIPER PARTS CATALOG**

Figure and Index Number	Part Number	Code	NOMENCLATURE	No. Req.	SERIAL NUMBERS AFFECTED
74-	62700	E	DRAWING - Control System Installation		28-10003 to 28-10675 incl. 28-10676 to 28-10719 incl. 28-10720 and up
	65580	F	DRAWING - Control System Installation		
	66697	G	DRAWING - Control System Installation		
	62010	A	DRAWING - Wing (Complete)		
	62015	B	DRAWING - Wing (Complete)		
	65601	D	DRAWING - Wing (Complete)		
	65042	C	DRAWING - Wing (Complete)		
	65468	C	DRAWING - Wing (Complete)		
	65561	C	DRAWING - Wing (Complete)		
-1	41001-10		PULLEY - 2 3/4" Diameter	10	
-2	62701-02	H	CABLE - Forward aileron	2	
	62701-99	J	CABLE - Forward aileron	2	
-3	62701-03	K	CABLE - Aileron, wing	2	
4	62701-04	K	CABLE - Aileron balance, left	1	
-5	62701-05	K	CABLE - Aileron balance, right	1	
-6	62701-06	H	CABLE - Forward rudder, left	1	
	62701-100	J	CABLE - Forward rudder, left	1	
-7	62701-07	K	CABLE - Forward rudder, right	1	
-8	62701-08		CABLE - Aft rudder, left	1	
-9	62701-09	K	CABLE - Aft rudder, right	1	
			A - Used on airplanes with serial numbers 28-1 to 28-45, 28-47 to 28-54, 28-56, 28-57, 28-61 to 28-77, 28-79 to 28-84, 28-86 to 28-98, 28-92 to 28-94 inclusive.		
			B - Used on PA-28-150, PA-28-160 and PA-28-180 with serial numbers 28-46, 28-55, 28-58, 28-59, 28-60, 28-78, 28-85, 28-90, 28-91, 28-95 to 28-2477 inclusive, and PA-28-140 with serial numbers 28-20002 to 28-24999 inclusive.		
			C - Used on PA-28-235 airplanes only,		
			D - Used on PA-28-140 with serial numbers 28-25000 and up, PA-28-150, PA-28-160 and PA-28-180 with serial numbers 28-2478 and up.		
			E - Used on PA-28-140 with serial numbers 28-20002 to 28-24999 inclusive, PA-28-150, PA-28-160 and PA-28-180 with serial numbers 28-1 to 28-4377 inclusive, and PA-28-235 with serial numbers 28-10003 to 28-10719 inclusive.		
			F - Used on PA-28-180 with serial numbers 28-4378 and up, PA-28-235 with serial numbers 28-10720 and up, and PA-28-140 with serial numbers 28-7325001 and up.		
			G- Used on PA-28-140 with serial numbers 28-25000 to 28-7225612 inclusive.		
			H- Used on PA-28-140 with serial numbers 28-20002 and up, PA-28-150, PA-28-160 and PA-28-180 with serial numbers 28-1 to 28-7205328 inclusive, and PA-28-235 with serial numbers 28-10003 to 28-7210033 inclusive.		
			J - Used on PA-28-180 with serial numbers 28-7305001 and up, and PA-28-235 with serial numbers 28-7310001 and up.		
			K- Used on PA-28-140, PA-28-150, PA-28-160, PA-28-180 and PA-28-235 airplanes only.		

When ordering, always specify Part Number, Description, and Serial Number of Aircraft

PA-28-140  
PA-28-150  
PA-28-160  
PA-28-180  
PA-28-235

**PIPER PARTS CATALOG**

Figure and Index Number	Part Number	Code	NOMENCLATURE	No. Req.	SERIAL NUMBERS AFFECTED
74-10	62701-10	E	CABLE - Forward stabilator, left	1	
	62701-113	F	CABLE - Forward stabilator, left	1	
-11	62701-11	E	CABLE - Forward stabilator, right	1	
	62701-114	F	CABLE - Forward stabilator, right	1	
-12	62701-12		CABLE - Aft stabilator, bottom	1	
-13	62701-13		CABLE - Aft stabilator, top	1	
-14	62712-03		BEARING - Inner	1	
-15	62711-02		PULLEY	1	
-16	62713-03		BEARING - Outer	1	
-17	62746-00		BRACKET- Pulley	1	
-18	62762-00		FILLER BLOCK	2	
-19	62714-02	C	BEARING - Inner	1	
-20	62714-03		BEARING - Inner	1	
-21	62743-02		SPACER - Bushing	2	
-22	62743-03		SPACER - Bushing	1	
-23	62743-04		SPACER - Bushing	2	
-24	62743-05		SPACER - Bushing	1	
-25	62743-06		SPACER- Bushing	1	
-26	63900-31		BUSHING	4	
-27	63900-37		BUSHING - Stabilator pulley	2	
-28	62711-03		PULLEY	1	
-28a	62711-03	C	PULLEY	1	
	481 651	D,W	PULLEY - (MS20220-1)	1	
-29	62715-03	B	BEARING - Outer	1	
	62715-02	A	BEARING - Outer	1	
-30	62715-02		BEARING - Outer	1	
-31	62768-00		FAIRLEAD	1	
-32	62769-00		FAIRLEAD	1	
		A-	Used on PA-28-140 with serial numbers 28-7325001 and up, PA-28-180 with serial numbers 28-4378 and up. and PA-28-235 with serial numbers 28-10720 and up.		
		B-	Used on PA-28-140 with serial numbers 28-20002 to 28-7125651 inclusive. 28-7225063 to 28-7225612 inclusive, PA-28-150, PA-28-160 and PA-28-180 with serial numbers 28-1 to 28-4377 inclusive, and PA-28-235 with serial numbers 28-10003 to 28-10719 inclusive.		
		C-	Used on PA-28-140 with serial numbers 28-20002 to 28-7125651 inclusive, 28-7225063 and up, PA-28-150, PA-28-160, PA-28-180 and PA-28-235 airplanes.		
		D-	Used on PA-28-140 with serial numbers 28-7225001 and up.		
		E-	Used on PA-28-140 with serial numbers 28-20002 and up, PA-28-150, PA-28-160 and PA-28-180 with serial numbers 28-1 to 28-7205328 inclusive, and PA-28-235 with serial numbers 28-10003 to 28-7210033 inclusive.		
		F-	Used on PA-28-180 with serial numbers 28-7305001 and up, and PA-28-235 with serial numbers 28-7310001 and up.		
		W-	These parts must be ordered from Service Spares Department, Piper Aircraft, Lock Haven, Penna.		

When ordering, always specify Part Number, Description, and Serial Number of Aircraft

PA-28-140  
PA-28-150  
PA-28-160  
PA-28-180  
PA-28-235

**PIPER PARTS CATALOG**

Figure and Index Number	Part Number	Code	NOMENCLATURE	No. Req.	SERIAL NUMBERS AFFECTED
74-33	481 625		PULLEY - (MS20220-2)	1	
-34	401 385		BOLT - (AN5-64A)	1	
	690 628	W	WASHER - (NAS1149F0563P)	3	
	405 421	W	NUT - (MS20145-5)	1	
-35	424 054	W	COTTERPIN - (AN380-2-6)	2	
-36	401 353	W	BOLT - (AN5-12A)	1	
	690 628	W	WASHER - (NAS1149F0563P)	1	
	405 421	W	NUT - (MS20145-5)	1	
-37	415 150	W	SCREW - (AN526-632R10)	2	
-38	690 619	W	WASHER - (NAS1149F0532P)	4	
-39	424 052	W	COTTERPIN - (AN380-2-3)	4	
-40	401 188	W	BOLT - (AN5-10A)	2	
	690 628	W	WASHER - (NAS1149F0563P)	2	
	405 421	W	NUT - (MS20145-5)	2	
-41	424 051	W	COTTERPIN - (AN380-2-2)	2	
-42	424 055	W	COTTERPIN - (AN380-2-5)	1	
-43	401 266	W	BOLT - (AN3-5A)	2	
	690 612	W	WASHER - (NAS1149F0363P)	2	
	404 526	W	NUT - (MS20142-3)	2	
-44	690 628	W	WASHER - (NAS1149F0563P)	2	
-45	400 008	W	BOLT - (AN4-13A)	1	
	690 611	W	WASHER - (NAS1149F0463P)	1	
	690 613	W	WASHER - (NAS1149F0432P)	1	
	404 530	W	NUT - (MS20142-4)	1	
-46	63882-08		BUSHING - Aileron bellcrank	2	28-1231 and up
-47	63900-31		BUSHING - Aileron bellcrank	2	
-48	690 629	W	WASHER - (NAS1149F0663P)	4	
-49	401 378		BOLT - (AN5-53A)	1	
	690 628	W	WASHER - (NAS1149F0563P)	3	
	405 421	W	NUT - (MS20145-5)	1	
-50	400 458		BOLT - (AN3-33A)	1	28-1 to 28-1230 inclusive
	400 457		BOLT - (AN3-32A)	1	28-1231 and up
	690 612	W	WASHER - (NAS1149F0363P)	1	
	404 526	W	NUT - (MS20142-3)	1	
-51	489 910		BARREL - Turnbuckle (MS21251-B5S)	7	
-52	554 979		CUP - (MS21256-1)	14	
-53	400 674	W	BOLT - Clevis (AN23-12)	4	
	690 612	W	WASHER - (NAS1149F0363P)	4	
	404 392	W	NUT - (AN320-3)	4	
	424 051	W	COTTERPIN - (AN380-2-2)	4	
-54	401 188	W	BOLT - (AN5-10A)	1	
	690 628	W	WASHER - (NAS1149F0563P)	1	
	405 421	W	NUT - (MS20145-5)	1	
-55	424 053	W	COTTERPIN - (AN380-2-4)	1	
-56	401 354	W	BOLT - (AN5-13A)	1	
	690 628	W	WASHER - (NAS1149F0563P)	1	
	405 421	W	NUT - (MS20145-5)	1	
-57	424 054	W	COTTERPIN - (AN380-2-6)	1	
-58	494 103		WASHER - Bellcrank (97322)	2	
-59	62710-02		PIN - Cable guard	1	

W- These parts must be ordered from Service Spares Department, Piper Aircraft, Vero Beach, Florida.

When ordering, always specify Part Number, Description, and Serial Number of Aircraft

PA-28-140  
PA-28-150  
PA-28-160  
PA-28-180  
PA-28-235



## PIPER PARTS CATALOG

Figure and Index Number	Part Number	Code	NOMENCLATURE	No. Req.	SERIAL NUMBERS AFFECTED
74-59	690 611	W	WASHER - (NAS1149F0463P)	6	
	690 609	W	WASHER - (NAS1149F0332P)	4	
	404 530	W	NUT - (MS21042-4)	2	
	404 392	W	NUT - (AN320-3)	2	
	424 051	W	COTTERPIN - (MS24665-132)	2	
-60	401 318	W	BOLT - (AN4-20A)	2	
-61	62771-00		BELLCRANK ASSEMBLY - Aileron, left	1	
	62771-01		BELLCRANK ASSEMBLY - Aileron, right	1	
-62	62766-00		ROD ASSEMBLY - Aileron	2	
-63	404 322	W	* NUT - Lock (AN316-4R)	1	
-64	452 334		* BEARING - Rod end (PS10020-1-6RX)	1	
-64a	452 383	W	* BEARING - Rod end	1	
-65	400 674	W	BOLT - (AN23-12)	4	
	690 612	W	WASHER - (NAS1149F0363P)	4	
	690 609	W	WASHER - (NAS1149F0332P)	4	
	404 392	W	NUT - (AN320-3)	4	
	424 051	W	COTTERPIN - (MS24665-132)	4	
-66	400 443	W	BOLT - (AN3-12A)	2	
	690 612	W	WASHER - (NAS1149F0363P)	6	
	404 526	W	NUT - (MS21042-3)	1	
-67	62743-04	A	SPACER - Bushing	1	
-68	63900-26		SPACER - Aileron push rod	1	
-69	62770-00	B	BUSHING - Aileron bellcrank	2	
	65003-04	C	BUSHING - Aileron bellcrank	2	
			A- Used on PA-28-140 with serial numbers 28-20002 to 28-7225612 inclusive, PA-28-150, PA-28-160 and PA-28-180 with serial numbers 28-1 to 28-4377 inclusive, and PA-28-235 with serial numbers 28-10003 to 28-10719 inclusive.		
			B- Used on PA-28-150, PA-28-160 and PA-28-180 airplanes only.		
			C- Used on PA-28-150, PA-28-160 and PA-28-180 with serial numbers 28-1231 and up, PA-28-140 and PA-28-235 airplanes.		
			W- These parts must be ordered from Service Spares Department, Piper Aircraft, Vero Beach, Florida..		

When ordering, always specify Part Number, Description, and Serial Number of Aircraft

PA-28-140  
PA-28-150  
PA-28-160  
PA-28-180  
PA-28-235

# PIPER PARTS CATALOG

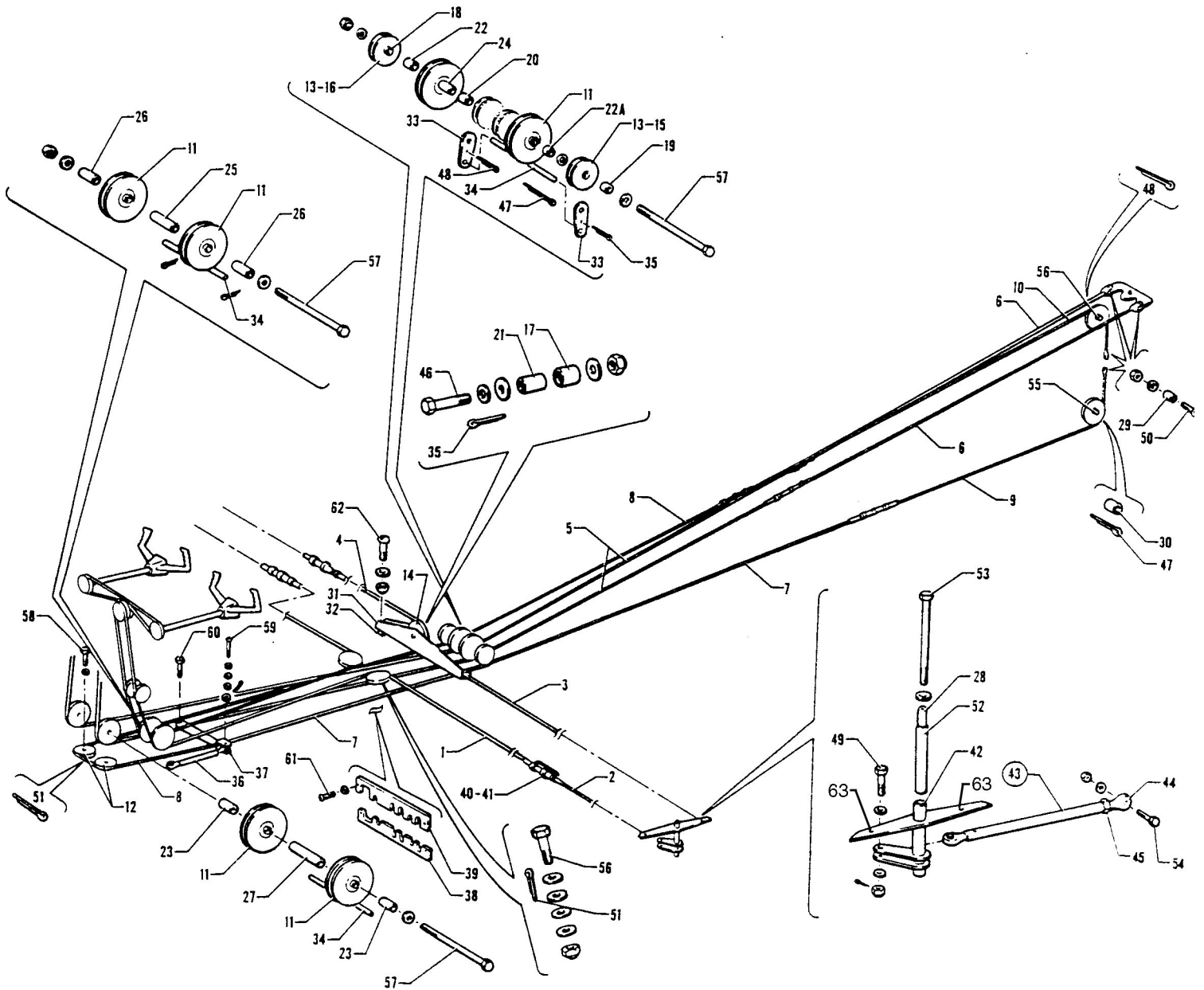


Figure 75. Control System Installation

## PIPER PARTS CATALOG

Figure and Index Number	Part Number	Code	NOMENCLATURE	No. Req.	SERIAL NUMBERS AFFECTED
75-	67018 67016		DRAWING - Control System Installation DRAWING - Wing Assembly		
-1	62701-02	C	CABLE - Aileron, forward	2	
	62701-99	D	CABLE - Aileron, forward	2	
-2	62701-03		CABLE - Aileron, wing	2	
-3	62701-04		CABLE - Aileron balance, left	1	
-4	62701-05		CABLE - Aileron balance, right	1	
-5	62701-06	C	CABLE - Forward rudder	2	
	62701-100	D	CABLE - Forward rudder	2	
-6	62701-64		CABLE - Aft rudder	2	
-7	62701-62	C	CABLE - Forward stabilator, left	1	
	62701-103	D	CABLE - Forward stabilator, left	1	
-8	62701-61	C	CABLE - Forward stabilator, right	1	
	62701-102	D	CABLE - Forward stabilator, right	1	
-9	62701-12		CABLE - Aft stabilator, bottom	1	
-10	62701-13		CABLE - Aft stabilator, top	1	
-11	41001-10		PULLEY - 2 3/4" Diameter	10	
-12	41001-11		PULLEY - 2 1/2" Diameter	2	
-13	62711-03		PULLEY - 1 3/4" Diameter	2	
-14	62711-02		PULLEY - 1 3/4" Diameter	1	
-15	62715-04	A	BEARING - Inner	1	
	62715-05	B	BEARING - Inner	1	
-16	62715-02		BEARING - Inner	1	
-17	62713-03		BEARING - Inner	1	
-18	62714-03		BEARING - Outer	1	
-19	62714-05	A	BEARING - Outer	1	
	62714-06	B	BEARING - Outer	1	
-20	62715-02		BEARING - Outer	1	
-21	62712-03		BEARING - Outer	1	
-22	62743-03		SPACER - Pulley	1	
-22a	62743-03	A	SPACER - Pulley	1	
	690 628	B,W	WASHER - (NAS1149F0563P)	2	
-23	62743-04		SPACER - Pulley	2	
-24	62743-05		SPACER - Pulley	1	
-25	62743-06		SPACER - Pulley	1	
-26	62743-12		SPACER - Pulley	2	
-27	62743-13		SPACER - Pulley	1	
			A - Used on PA-28R-180 with serial numbers 28R-30005 to 28R-30481 inclusive, 28R-30483 to 28R-31279 inclusive, and PA-28R-200 with serial numbers 28R-30482, 28R-35001 to 28R-35830 inclusive, B - Used on PA-28R-180 with serial numbers 28R-7130001 and up, and PA-28R-200 with serial numbers 28R-71 35001 and up, C - Used on PA-28R-180 with serial numbers 28R-30005 to 28R-7130019 inclusive, and PA-28R-200 with serial numbers 28R-30482, 28R-35001 to 28R-7135238 inclusive. D - Used on PA-28R-200 with serial numbers 28R-7235001 and up. W - These parts must be ordered from Service Spares Department, Piper Aircraft, Lock Haven, Penna.		

When ordering, always specify Part Number, Description, and Serial Number of Aircraft

**PIPER PARTS CATALOG**

Figure and Index Number	Part Number	Code	NOMENCLATURE	No. Req.	SERIAL NUMBERS AFFECTED
75-28	65003-13		BUSHING - Aileron bellcrank	2	
-29	63900-31		BUSHING	6	
-30	63900-37		BUSHING	2	
-31	62746-00		BRACKET- Pulley	1	
-32	62762-00		FILLER BLOCK	2	
-33	62709-00		GUARD - Pin holder	3	
-34	62710-02		PIN - Cable guard	3	
-35	424 055	W	COTTERPIN - (AN380-2-5)	2	
-36	67108-00		LINK ASSEMBLY - Stabilator control	1	
-37	67066-00		ARM ASSEMBLY - Stabilator idler	1	
-38	67158-00		FAIRLEAD - Spar box	1	
-39	67159-00		FAIRLEAD - Spar box	1	
-40	489 910		BARREL - Turnbuckle (MS21251-B5S)	7	
-41	554 979		CLIP - Turnbuckle (MS21256-1)	14	
-42	67046-00		BELLCRANK ASSEMBLY - Aileron, left	1	
	67046-01		BELLCRANK ASSEMBLY - Aileron, right	1	
-43	62766-00		ROD ASSEMBLY - Aileron	2	
-44	452 334		BEARING - Rod end (PS10020-1-6RX)	1	
-45	404 322	W	NUT - Lock (AN316-4R)	1	
-46	400 008	W	BOLT - (AN4-13A)	1	
	690 611	W	WASHER - (NAS1149F0463P)	1	
	407 585	W	WASHER - (AN960-416L)	1	
	690 628	W	WASHER - (NAS1149F0563P)	2	
	404 530	W	NUT - (MS21042-4)	1	
-47	424 054	W	COTTERPIN - (AN380-2-6)	2	
-48	424 053	W	COTTERPIN - (AN380-2-4)	2	
-49	400 704	A,W	BOLT - Clevis (AN24-17)	2	
	402 679	B,W	BOLT - Clevis (NAS1104-13)	2	
	690 611	W	WASHER - (NAS1149F0463P)	2	
	690 613	W	WASHER - (NAS1149F0563P)	2	
	404 393	A,W	NUT - (AN320-4)	2	
	406 974	B,W	NUT - (NAS1022-C4)	2	
	424 052	A,W	COTTERPIN - (AN380-2-3)	2	
-50	400 674	W	BOLT - Clevis (AN23-12)	6	
	407 564	W	WASHER - (AN960-10)	8	
	404 392	W	NUT - (AN320-3)	6	
	424 051	W	COTTERPIN - (AN380-2-2)	6	
-51	424 052	W	COTTERPIN - (AN380-2-3)	6	
-52	63882-25		SLEEVE - Aileron bellcrank	2	
-53	400 481		BOLT - (AN3-57A)	2	
	690 612	W	WASHER - (NAS1149F0363P)	2	
	690 609	W	WASHER - (NAS1149F0332P)	6	
	404 526	W	NUT - (MS21042-3)	2	
-54	400 443	W	BOLT - (AN3-12A)	2	
	407 564	W	WASHER - (AN960-10)	12	
	404 526	W	NUT - (MS21042-3)	2	

A - Used on PA-28R-180 with serial numbers 28R-30005 to 28R-30481 inclusive, 28R-30483 to 28R-30759 inclusive.  
 B - Used on PA-28R-180 with serial numbers 28R-30760 and up, and PA-28R-200 with serial numbers 28R-30482, 28R-35001 and up.  
 W - These parts must be ordered from Service Spares Department, Piper Aircraft, Vero Beach, Florida.

When ordering, always specify Part Number, Description, and Serial Number of Aircraft

## PIPER PARTS CATALOG

Figure and Index Number	Part Number	Code	NOMENCLATURE	No. Req.	SERIAL NUMBERS AFFECTED
75-55	401 354		BOLT- (AN5-13A)	1	
	690 628	W	WASHER - (NAS1149F0563P)	1	
	404 889	W	NUT- (MS20365-524C)	1	
-56	401 188	W	BOLT - (AN5-10A)	3	
	407 566	W	WASHER - (AN960-516)	3	
	404 889	W	NUT - (MS20365-524C)	3	
-57	401 385		BOLT - (AN5-64A)	3	
	690 628	W	WASHER - (NAS1149F0563P)	6	
	404 889	W	NUT- (MS20365-524C)	3	
-58	401 189	W	BOLT- (AN5-11A)	2	
	690 628	W	WASHER - (NAS1149F0563P)	4	
-59	400 686		BOLT - Clevis (AN23-24)	1	
	690 612	W	WASHER - (NAS1149F0363P)	2	
	690 609	W	WASHER - (NAS1149F0332P)	3	
	404 392	W	NUT - (AN320-3)	1	
	424 051		COTTER PIN - (AN380-2-2)	1	
-60	400 444	W	BOLT - (AN3-13A)	1	
-61	415 150	W	SCREW - (ANS26-632R10)	2	
	690 640	W	WASHER - (NAS1149FN632P)	2	
-62	401 266	W	BOLT - (AN3-5A)	2	
	690 612	W	WASHER - (NAS1149F0363P)	2	
	404 526	W	NUT- (MS20142-3)	2	
-63	690 612		WASHER - (NAS1149F0363P)	4	
	424 051		COTTER PIN - (AN380-2-2)	2	
	404 392		NUT - (AN320-3)	2	
	400 674		CLEVIS BOLT - (AN23-12)	2	
			W - These parts <u>must</u> ,be ordered from Service Spares Department, Piper Aircraft, Vero Beach, Florida.		

When ordering, always specify Part Number, Description, and Serial Number of Aircraft

# PIPER PARTS CATALOG

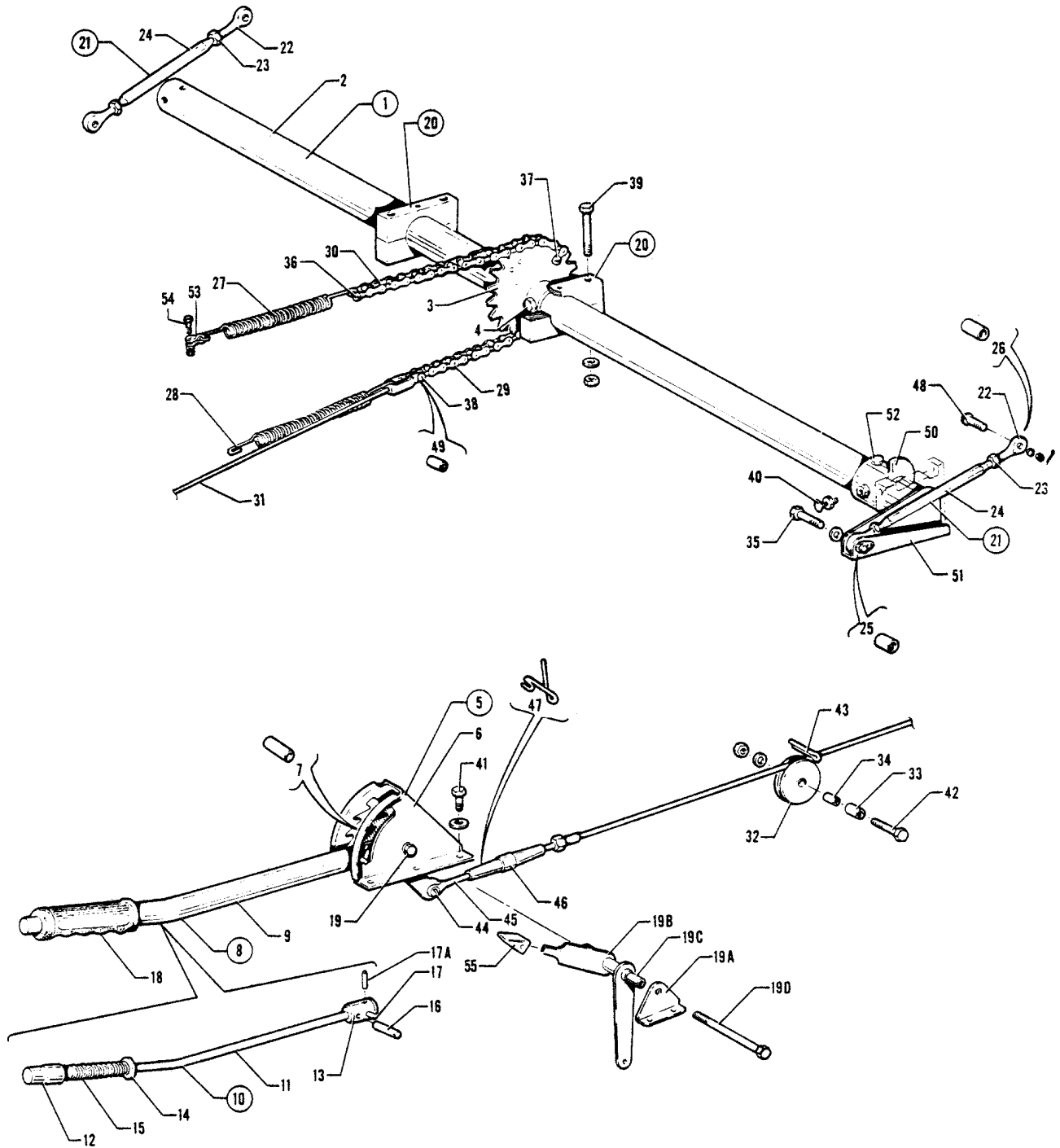


Figure 76. Flap Control Installation

**PIPER PARTS CATALOG**

Figure and Index Number	Part Number	Code	NOMENCLATURE	No. Req.	SERIAL NUMBERS AFFECTED
76-	62700	C	DRAWING - Control System Installation		
	65580	D	DRAWING - Control System Installation		
	67018	E	DRAWING - Control System Installation		
	66697	G	DRAWING - Control System Installation		28-25000 to 28-7225612 incl.
-1	62705-00		FLAP TORQUE TUBE ASSEMBLY - Complete	1	
-2	62725-00		TORQUE TUBE - Flap	1	
-3	62789-02		SPROCKET ASSEMBLY - Flap torque tube	1	
-4	400 012	W	BOLT - (AN4-17A)	2	
	690 611	W	WASHER - (NAS1149F0463P)	2	
	404 530	W	NUT - (MS21042-4)	2	
-5	62706-00	H	LEVER ASSEMBLY - Flap control	1	
	62706-03	G	LEVER ASSEMBLY - Flap control	1	28-7125088 to 28-7225612 incl.
	62706-02	A	LEVER ASSEMBLY - Flap control	1	
	62706-04	B	LEVER ASSEMBLY - Flap control	1	28-7105001 to 28-7105043 incl.
	62706-06	K	LEVER ASSEMBLY - Flap control	1	
	67582-00	J	LEVER ASSEMBLY - Flap control and emergency gear extender	1	
	67582-02	F	LEVER ASSEMBLY - Flap control and emergency gear extender	1	28R-7135001 to 28R-7135016 incl.
	67582-03	L	LEVER ASSEMBLY - Flap control and emergency gear extender	1	
			A - Used on PA-28-180 with serial numbers 28-4378 to 28-5869 inclusive, and PA-28-235 with serial numbers 28-10720 to 28-11393 inclusive.		
			B - Used on PA-28-180 airplanes only.		
			C - Used on PA-28-140 with serial numbers 28-20002 to 28-24999 inclusive, PA-28-150, PA-28-160 and PA-28-180 with serial numbers 28-1 to 28-4377 inclusive, and PA-28-235 with serial numbers 28-10003 to 28-10719 inclusive.		
			D - Used on PA-28-140 with serial numbers 28-7325001 and up, PA-28-180 with serial numbers 28-4378 and up, and PA-28-235 with serial numbers 28-10720 and up.		
			E - Used on PA-28R-180 and PA-28R-200 airplanes only.		
			F - Used on PA-28R-200 airplanes only.		
			G - Used on PA-28-140 airplanes only.		
			H - Used on PA-28-140 with serial numbers 28-20002 to 28-7125087 inclusive, PA-28-150, PA-28-160 and PA-28-180 with serial numbers 28-1 to 28-4377 inclusive, and PA-28-235 with serial numbers 28-10003 to 28-10719 inclusive.		
			J - Used on PA-28R-180 with serial numbers 28R-30005 to 28R-31279 inclusive, and PA-28R-200 with serial numbers 28R-30482, 28R-35001 to 28R-35830 inclusive.		
			K - Used on PA-28-140 with serial numbers 28-7325001 and up, PA-28-180 with serial numbers 28-7105044 and up, and PA-28-235 with serial numbers 28-7110001 and up.		
			L - Used on PA-28R-180 with serial numbers 28R-7130001 and up, and PA-28R-200 with serial numbers 28R-7135017 and up.		
			W - These parts must be ordered from Service Spares Department, Piper Aircraft, Vero Beach, Florida.		

When ordering, always specify Part Number, Description, and Serial Number of Aircraft

**PIPER PARTS CATALOG**

Figure and Index Number	Part Number	Code	NOMENCLATURE	No. Req.	SERIAL NUMBERS AFFECTED	
76-6	62738-00	J	BRACKET- Flap lever	1		
	62738-02	G	BRACKET- Flap lever	1	28-7125001 to 28-7125087 incl	
	95504-00	G	BRACKET - Flap lever	1	28-7125088 to 28-7225612 incl.	
	65654-00	D	BRACKET ASSEMBLY - Flap lever	1		
	65654-03	H	BRACKET ASSEMBLY - Flap lever	1	28-7105001 to 28-7105043 incl.	
	65654-02	C	BRACKET ASSEMBLY - Flap lever	1		
	65654-06	K	BRACKET ASSEMBLY - Flap lever	1		
	65654-04	E	BRACKET ASSEMBLY - Flap lever	1	28R-7135001 to 28-7135016 incl.	
	65654-05	B	BRACKET ASSEMBLY - Flap lever	1		
	-7	62740-00	F	BUSHING - Flap lever	1	
	-8	62737-00	A	HANDLE ASSEMBLY - Flap lever	1	
		63782-00	M	HANDLE ASSEMBLY - Flap lever	1	
		63782-04	L	HANDLE ASSEMBLY - Flap lever	1	
			A - Used on PA-28-140 with serial numbers 28-20002 to 28-21095 inclusive, PA-28-150, PA-28-160 and PA-28-180 with serial numbers 28-1 to 28-2427 inclusive. and PA-28-235 with serial numbers 28-10003 to 28-10719 inclusive.			
			B - Used on PA-28R-180 with serial numbers 28R-7130001 and up, and PA-28R-200 with serial numbers 28R-7135017 and up.			
			C - Used on PA-28R-180 with serial numbers 28R-30254 to 28R-31279 inclusive, and PA-28R-200 with serial numbers 28R-30482, 28R-35001 to 28R-35830 inclusive.			
			D - Used on PA-28-180 with serial numbers 284378 to 28-5869 inclusive, PA-28-235 with serial numbers 28-10720 to 28-11393 inclusive, and PA-28R-180 with serial numbers 28R-30005 to 28R-30253 inclusive.			
			E - Used on PA-28R-200 airplanes only.			
			F - Used on PA-28-140, PA-28-150, PA-28-160, PA-28-180 and PA-28-235 airplanes only.			
			G - Used on PA-28-140 airplanes only.			
			H - Used on PA-28-180 airplanes only.			
			J - Used on PA-28-140 with serial numbers 28-20002 to 28-26956 inclusive, PA-28-150, PA-28-160 and PA-28-180 with serial numbers 28-1 to 28-4377 inclusive, and PA-28-235 with serial numbers 28-10003 to 28-10719 inclusive.			
			K - Used on PA-28-140 with serial number 28-7325001 and up, PA-28-180 with serial numbers 28-7105044 and up, and PA-28-235 with serial numbers 28-7110001 and up.			
			L - Used on PA-28-140 with serial numbers 28-7125088 and up, PA-28-180 with serial numbers 28-7105044 and up, PA-28-235 with serial numbers 28-7110001 and up, PA-28R-180 with serial numbers 28R-7130001 and up, and PA-28R-200 with serial numbers 28R-7135017 and up.			
			M - Used on PA-28-140 with serial numbers 28-21096 so 28-7125087 inclusive, PA-28-150, PA-28-160 and PA-28-180 with serial numbers 28-2428 to 28-7105043 inclusive, PA-28-235 with serial numbers 28-10720 to 28-11393 inclusive, PA- 28R-180 with serial numbers 28R-30005 to 28R-31279 inclusive, and PA-28R-200 with serial numbers 28R-30482 28R-35001 to 28R-7135016 inclusive.			

When ordering, always specify Part Number, Description, and Serial Number of Aircraft



**PIPER PARTS CATALOG**

Figure and Index Number	Part Number	Code	NOMENCLATURE	No. Req.	SERIAL NUMBERS AFFECTED
76-9	62731-00	A	TUBE ASSEMBLY - Flap lever	1	
	63781-00	B	TUBE ASSEMBLY - Flap lever	1	
-10	62732-00	A	PLUNGER ASSEMBLY - Flap lever	1	
	63391-00	C	PLUNGER ASSEMBLY - Flap lever	1	
	63391-03	D	PLUNGER ASSEMBLY - Flap lever	1	
-11	62732-02	A	TUBE - Plunger	1	
	63391-02	B	TUBE - Plunger	1	
-12	62733-00		PLUG - Plunger, upper	1	
-13	62734-00		PLUG - Plunger, lower (.190 pin hole)	1	
	62734-02		PLUG - Plunger, lower (.252 pin hole)	1	
-14	62736-00		WASHER	1	
-15	50111-00	W	SPRING	1	
-16	480 696	W	PIN - Roll (59-022-094-0625)	2	
-17	480 715		PIN - Roll (59-040-187-1500)	1	
	63782-03		PIN - Solid (.250 diameter)	1	
-17a	480 733		PIN - Roll (79-012-062-0375) 3/8" long	1	
	480 698	W	PIN - Roll (59-012-062-0625) 5/8" long	1	
-18	63779-00	B	GRIP - Flap lever	1	
-19	401 274	F,W	BOLT - (AN3-15A)	1	
	690 612	F,W	WASHER - (NAS1149F0363P)	2	
	404 526	F,W	NUT - (MS21042-3)	1	
-19a	67564-00	E	BRACKET - Emergency gear lever	1	
-19b	67566-00	E	LEVER ASSEMBLY - Emergency gear extender	1	
-19c	63900-99	E	BUSHING - Flap and emergency gear lever	1	
-19d	400 462	E	BOLT - (AN3-37A)	1	
	690 612	E,W	WASHER - (NAS1149F0363P)	2	
	404 526	E,W	NUT - (MS21042-3)	1	
			A - Used on PA-28-140 with serial numbers 28-20002 to 28-21095 inclusive, PA-28-150, PA-28-160 and PA-28-180 with serial numbers 28-1 to 28-2427 inclusive, and PA-28-235 with serial numbers 28-10003 to 28-10719 inclusive.		
			B - Used on PA-28-140 with serial numbers 28-21096 and up, PA-28-150, PA-28-160 and PA-28-180 with serial numbers 28-2428 and up, PA-28-235 with serial number 28-10720 and up, PA-28R-180 and PA-28R-200 airplanes.		
			C - Used on PA-28-140 with serial numbers 28-21096 to 28-7125087 inclusive. PA-28-150, PA-28-160 and PA-28-180 with serial numbers 28-2428 to 28-7105043 inclusive, PA-28-235 with serial numbers 28-10720 to 28-11393 inclusive, PA-28R-180 with serial numbers 28R-30005 to 28R-31279 inclusive, and PA-28R-200 with serial numbers 28R-30482, 28R-35001 to 28R-7135016 inclusive.		
			D - Used on PA-28-140 with serial numbers 28-7125088 and up, PA-28-180 with serial numbers 28-7105044 and up, PA-28-235 with serial numbers 28-7110001 and up, PA-28R-180 with serial numbers 28R-7130001 and up, and PA-28R-200 with serial numbers 28R-7135017 and up.		
			E - Used on PA-28R-180 and PA-28R-200 airplanes only.		
			F - Used on PA-28-140, PA-28-150, PA-28-160, PA-28-180 and PA-28-235 airplanes only.		
			W - These parts must be ordered from Service Spares Department, Piper Aircraft, Vero Beach, Florida.		

When ordering, always specify Part Number, Description, and Serial Number of Aircraft

**PIPER PARTS CATALOG**

Figure and Index Number	Part Number	Code	NOMENCLATURE	No. Req.	SERIAL NUMBERS AFFECTED
76-20	62745-00	C	PILLOW BLOCK ASSEMBLY - Torque shaft support	2	
	35402-00	D	CLAMP ASSEMBLY - Torque shaft support	2	
-21	62764-00		ROD ASSEMBLY - Flap tube	2	
-22	452 335		BEARING - (F34-14 RH Thread)	1	
	452 336		BEARING - (FL34-14 LH Thread)	1	
-23	404 322	W	NUT - (AN316-4R RH Thread)	1	
	404 320		NUT - (AN316-4L LH Thread)	1	
-24	62764-02		TUBE - Flap	1	
-25	63900-38		BUSHING - Flap bellcrank	2	
-26	63900-39		BUSHING - Flap rod end	2	
-27	62820-00		SPRING - Flap return	1	
-28	62821-00		SPRING - Flap cable tension	1	
-29	593-101		DRIVE CHAIN RS37 (43)	1	
-30	593-101		DRIVE CHAIN RS37 (43)	1	
-31	62701-14	A	CABLE ASSEMBLY - Flap	1	
	62701-101	B	CABLE ASSEMBLY - Flap	1	
-32	62711-02		PULLEY - Flap	1	
-33	62713-02		BEARING - Outer	1	
-34	62712-02		BEARING - Inner	1	
-35	400 443	W	BOLT - (AN3-12A)	2	
	690 612	W	WASHER - (NAS1149F0363P)	2	
-36	400 652		BOLT- (AN21-8)	1	
	690 640	W	WASHER - (NAS1149FN632P)	1	
	404 391		NUT - (AN320-1)	1	
	424 041		COTTERPIN - (AN380-1-2)	1	
-37	400 653		BOLT - Clevis (AN21-9)	2	
	690 640	W	WASHER - (NAS1149FN632P)	4	
	404 391		NUT - (AN320-1)	2	
	424 041		COTTERPIN - (AN380-1-2)	2	
			A - Used on PA-28-140 with serial numbers 28-20002 and up, PA-28-150, PA-28-160 and PA-28-180 with serial numbers 28-1 to 28-7205328 inclusive, PA-28R-180 with serial numbers 28R-30005 to 28R-7130019 inclusive, PA-28-235 with serial numbers 28-10003 to 28-7210033 inclusive, and PA-28R-200 with serial numbers 28R-30482, 28R-35001 to 28R-7135238 inclusive.		
			B - Used on PA-28-180 with serial numbers 28-7305001 and up, PA-28-235 with serial numbers 28-7310001 and up, and PA-28R-200 with serial numbers 28R-7235001 and up.		
			C - Used on PA-28-140 with serial numbers 28-20002 and up, PA-28-150, PA-28-160 and PA-28-180 with serial numbers 28-1 to 28-7305611 inclusive, PA-28-235 with serial numbers 28-10003 to 28-7310187 inclusive, PA-28R-180 with serial numbers 28R-30005 to 28R-7130019 inclusive, and PA-28R-200 with serial numbers 28R-30482, 28R-35001 to 28R-7335455 inclusive.		
			D - Used on PA-28-180 with serial numbers 28-7405001 and up, PA-28-235 with serial numbers 28-7410001 and up, and PA-28R-200 with serial numbers 28R-7435001 and up.		
			W - These parts must be ordered from Service Spares Department, Piper Aircraft, Lock Haven, Penna.		

When ordering, always specify Part Number, Description, and Serial Number of Aircraft

**PIPER PARTS CATALOG**

Figure and Index Number	Part Number	Code	NOMENCLATURE	No. Req.	SERIAL NUMBERS AFFECTED
76-38	400 653		BOLT - Clevis (AN21-9)	1	
	404 391		NUT - (AN320-1)	1	
	424 041		COTTERPIN - (AN380-1-2)	1	
-39	400 448	A	BOLT - (AN3-22A)	4	
	400 440	B	BOLT - (AN3-6A)	4	
	690 612		WASHER - (NAS1149F0363P)	4	
	404 526		NUT- (MS21042-3)	4	
-40	417 781		SCREW - (AN520-10R24)	2	
	404 224		NUT - (AN315-3R)	2	
-41	400 438		BOLT - (AN3-4A)	6	
	690 612		WASHER - (NAS1149F0363P)	6	
	404 526		NUT- (MS21042-3)	6	
-42	400 004		BOLT - (AN4-7A)	1	
	690 613		WASHER - (NAS1149F0432P)	1	
	404 530		NUT - (MS21042-4)	1	
-43	424 052		COTTERPIN - (AN380-2-3)	1	
-44	400 673	C	BOLT - Clevis (AN23-11)	1	
	690 612	C	WASHER - (NAS1149F0363P)	1	
	63900-174	C	BUSHING	1	
	404 392	C	NUT- (AN320-3)	1	
	424 051	C	COTTERPIN - (AN380-2-2)	1	
-45	461 136		FORK - (NAS645-22RS)	1	
-46	489 910		BARREL - (MS21251-B5S)	1	
-47	554 979		CUP - (MS21256-1)	2	
-48	400 680		CLEVIS BOLT- (AN23-18)	2	
	690 612		WASHER - (NAS1149F0363P)	2	
	404 100		NUT - Castle (AN310-3)	2	
	424 051		PIN - Cotter (MS24665-132)	2	
-49	82732-76		BUSHING	1	
-50	62730-00		FITTING ASSEMBLY - Left	1	28-1 to 28-690 inclusive
	62730-01		FITTING ASSEMBLY - Right	1	28-1 to 28-690 inclusive
	62856-00		FITTING ASSEMBLY - Left	1	28-691 and up
	62856-01		FITTING ASSEMBLY - Right	1	28-691 and up
-51	62727-00		TUBE ASSEMBLY - Flap torque tube, left	1	
	62727-01		TUBE ASSEMBLY - Flap torque tube, right	1	
-52	401 318		BOLT- (AN4-20A)	4	
	690 611		WASHER - (NAS1149F0463P)	4	
	404 530		NUT - (MS21042-4)	4	
-53	486 563		SHACKLE - (AN115-16)	1	
			<p>A - Used on PA-28-140 with serial numbers 28-20002 and up, PA-28-150, PA-28-160 and PA-28-180 with serial numbers 28-1 to 28-7205328 inclusive, PA-28R-180 with serial numbers 28R-30005 to 28R-7130019 inclusive, PA-28-235 with serial numbers 28-10003 to 28-7210033 inclusive, and PA-28R-200 with serial numbers 28R-30482, 28R-35001 to 28R-7135238 inclusive.</p> <p>B - Used on PA-28-180 with serial numbers 28-7305001 and up, PA-28-235 with serial numbers 28-7310001 and up, and PA-28R-200 with serial numbers 28R-7235001 and up.</p> <p>C - See latest revision of Piper Service Bulletin 965.</p>		

When ordering, always specify Part Number, Description, and Serial Number of Aircraft

**PIPER PARTS CATALOG**

Figure and Index Number	Part Number	Code	NOMENCLATURE	No. Req.	SERIAL NUMBERS AFFECTED
76-54	401 266	W	BOLT - (AN3-5A)	1	
	690 612	W	WASHER - (NAS1149F0363P)	1	
	404 526	W	NUT - (MS21042-3)	1	
-55	22287-03	A,W	KNOB ASSEMBLY - Emergency gear lever	1	
	66980-02	B	KNOB - Emergency gear lever	1	
<p>A - Used on PA-28R-180 with serial numbers 28R-30005 to 28R-30481 inclusive, 28R-30483 to 28R-31250 inclusive, and PA-28R-200 with serial numbers 28R-30482, 28R-35001 to 28R-35600 inclusive.</p> <p>B - Used on PA-28R-180 with serial numbers 28R-31251 and up, and PA-28R-200 with serial numbers 28R-35601 and up.</p> <p>W - These parts must be ordered from Service Spares Department, Piper Aircraft, Vero Beach, Florida.</p>					

When ordering, always specify Part Number, Description, and Serial Number of Aircraft

---

# PIPER PARTS CATALOG

---

3F22 THRU 3F24  
INTENTIONALLY LEFT BLANK

# PIPER PARTS CATALOG

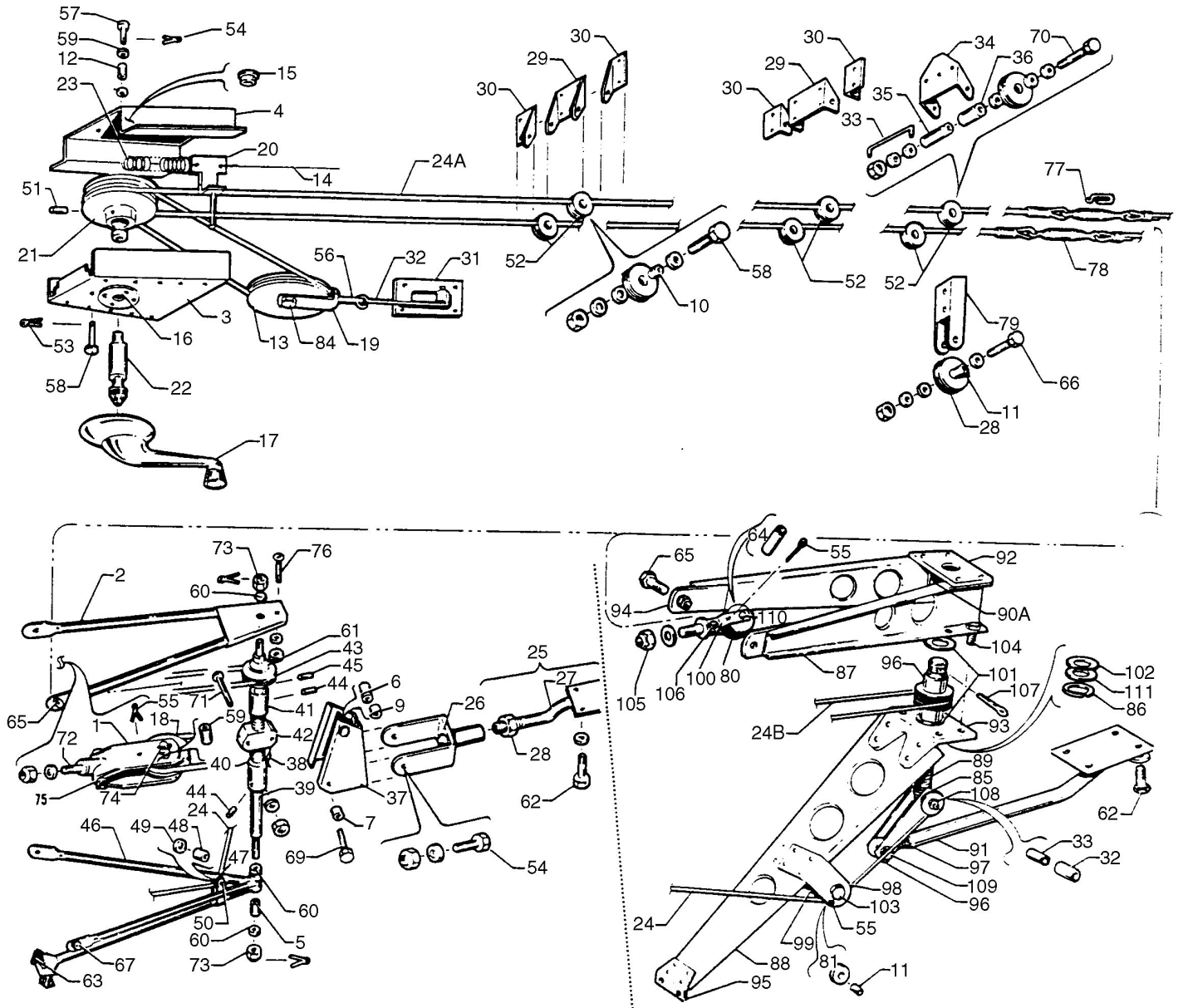


Figure 77. Stabilator Trim Installation  
 (PA-28-140 - Serial Nos. 28-20002 to 28-7225612 inclusive)  
 (PA-28- 150-160-180 - Serial Nos. 28-1 to 28-4377 inclusive )  
 (PA-28-235-Serial Nos. 28-10003 to 28-10719 inclusive)

**PIPER PARTS CATALOG**

Figure and Index Number	Part Number	Code	NOMENCLATURE	No. Req.	SERIAL NUMBERS AFFECTED
77-	62707	D	DRAWING - Forward Stabilator Trim Installation		
	63776	E	DRAWING - Forward Stabilator Trim Installation		
	62708	F	DRAWING - Stabilator Trim Installation		
	65258	B	DRAWING - Stabilator Trim Installation		
-1	63219-00	CF	BRACKET ASSEMBLY- Pulley	2	
-2	62814-00	F	FORK ASSEMBLY - Trim, upper	1	
-3	62757-00		SUPPORT- Trim crank, lower	1	
-4	62759-00		SUPPORT- Trim crank, upper	1	
-5	63900-10		BUSHING	1	28-1 to 28-370 inclusive
-6	63900-12	F	BUSHING	1	
-7	63900-13	F	BUSHING	1	
-8	63900-21	F	BUSHING	1	
-9	63900-16	F	BUSHING	1	
-10	63900-21		BUSHING	5	
-11	63900-27		BUSHING	1	
-12	63900-29		BUSHING	1	
-13	80421-00	W	PULLEY	1	
-14	151 310	W	WIRE - Trim indicator	1	
-15	452 374	W	BEARING - (#F-427)	1	
-16	452 372	W	BEARING - (#F-504-2)	1	
-17	464 023	W	HANDLE - (80A-3)	1	
-18	11200-00	FW	PULLEY	1	
-19	11692-05	W	BRACKET	1	
-20	17442-00	W	TEE ASSEMBLY - Trim indicator	1	
-21	62844-00		PULLEY - Double trim	1	
-22	20908-00	W	SHAFT - Stabilator trim	1	
-23	42891-00	W	SPRING	1	
			A - Used on PA-28-140 with serial numbers 28-20002 to 28-7225612 inclusive, PA-28-150 PA-28-160 and PA-28-180 with serial numbers 28-1 to 28-4377 inclusive, and PA-28-235 with serial numbers 28-10003 to 28-10719 inclusive.		
			B - Used on PA-28-150, PA-28-160 and PA-28-180 airplanes with serial numbers 28-1411 to 28-4377 inclusive, PA-28-235 with serial numbers 28-10003 to 28-10719 inclusive, and all PA-28-140 airplanes.		
			C - When replacing one piece bracket, order two of part number 63219-00.		
			D - Used on PA-28-140 with serial numbers 28-20002 to 28-20656 inclusive, PA-28-150, PA-28-160 and PA-28-180 with serial numbers 28-1 to 28-2171 inclusive, and PA-28-235 with serial numbers 28-10003 to 28-10605 inclusive.		
			E - Used on PA-28-140 with serial numbers 28-20657 and up, PA-28-150, PA-28-160 and PA-28-180 with serial numbers 28-2172 to 28-4377 inclusive, and PA-28-235 with serial numbers 28-10606 to 28-10719 inclusive.		
			F - Used on PA-28-150, PA-28-160 and PA-28-180 airplanes with serial numbers 28-1 to 28-1410 inclusive.		
			W - These parts <u>must</u> be ordered from Service Spares Department, Piper Aircraft. <u>Lock Haven, Penna.</u>		

When ordering, always specify Part Number, Description, and Serial Number of Aircraft

PA-28-140  
PA-28-150  
PA-28-160  
PA-28-180  
PA-28-235

### PIPER PARTS CATALOG

Figure and Index Number	Part Number	Code	NOMENCLATURE	No. Req.	SERIAL NUMBERS AFFECTED
77-24	62701-16		CABLE- Stabilator trim indicator, aft (54")	1	
-24a	62701-15	CD	CABLE- Stabilator trim (394.50")	1	
	62701-32	BC	CABLE- Stabilator trim (418")	1	
	62701-45	E	CABLE- Stabilator trim, forward (224.80")	1	
-24b	62701-47	E	CABLE- Stabilator trim, aft (224.75")	1	
-25	62708-02	D	BRACKET ASSEMBLY - Stabilator trim	1	
-26	62800-00	D	FORK ASSEMBLY - Trim	1	
-27	62801-00	D	ROD ASSEMBLY-Trim	1	
-28	404 229	DW	CHECK NUT - (AN315-8R)	1	
-29	62747-00		CHANNEL - Stabilator trim	2	
-30	62748-00		ANGLE- Stabilator trim	4	
-31	62749-00		PLATE	1	
-32	62750-00		PIN	1	
-33	62752-00		GUARD- Cable	1	
-34	62753-00		BRACKET- Stabilator trim pulley	1	
-35	62754-00		BUSHING- Stabilator trim	1	
-36	62755-00		SPACER- Stabilator trim	1	
-37	62802-00	D	BRACKET- Trim	1	
-38	62803-00	D	SHAFT ASSEMBLY - Trim	1	
-39	62804-00	D	SHAFT- Trim	1	
-40	62805-00	D	STOP - Trim shaft, lower	1	
-41	62806-00	D	STOP - Trim shaft, upper	1	
-42	62807-00	D	TRUNNON - Trim	1	
-43	62808-00	D	PULLEY - Trim shaft	1	
-44	480 714	D	ROLL PIN - (#59-022-094-0560)	2	
-45	480 696	DW	ROLL PIN - (#59-022-094-0625)	1	
-46	62809-00	D	FORK ASSEMBLY - Trim, lower	1	
-47	62711-04	D	PULLEY	1	
-48	63900-27	D	BUSHING	1	
-49	690 611	DW	WASHER - (NAS1149F0463P)	2	
-50	400 441	DW	BOLT - (AN3-7A)	1	
	690 609	DW	WASHER - (NAS1149F0332P)	1	
	404 156	BEW	NUT- (MS21083N3) 1		
			A - Used on PA-28-140 with Serial Numbers 28-20002 to 28-7225612 inclusive, PA-28-150, PA-28-160 and PA-28-180 with serial numbers 28-1 to 28-4377 inclusive, and PA-28-235 with serial numbers 28-10003 to 28-10719 inclusive.		
			B - Used on PA-28-140 with serial numbers 28-20002 to 28-20656 inclusive, PA-28-235 with serial numbers 28-10003 to 28-10605 inclusive, and PA-28-150, PA-28-160 and PA-28-180 with serial numbers 28-1411 to 28-2171 inclusive.		
			C - Order part number 62701-45 (Forward Trim Cable) and part number 67701-47 (Aft Trim Cable) if Kit 756 896 or 756 930 has been installed.		
			D - Used on PA-28-150, PA-28-160 and PA-28-180 airplanes with serial numbers 28-1 to 28-1410 inclusive.		
			E - Used on PA-28-140 with serial numbers 28-20657 and up, PA-28-150, PA-28-160 and PA-28-180 with serial numbers 28-2172 to 28-4377 inclusive, and PA-28-235 with serial numbers 28-10606 to 28-10719 inclusive.		
			W - These parts <u>must</u> be ordered from Service Spares Department, Piper Aircraft, Vero Beach, Florida.		

When ordering, always specify Part Number, Description, and Serial Number of Aircraft

PA-28-140  
PA-28-150  
PA-28-160  
PA-28-180  
PA-28-235



**PIPER PARTS CATALOG**

Figure and Index Number	Part Number	Code	NOMENCLATURE	No. Req.	SERIAL NUMBERS AFFECTED
77-51	480 713		ROLL PIN - (#59-022-094-0680)	1	
-52	62711-04		PULLEY - Stabilator trim	7	
-53	424 051	W	COTTER PIN - (MS24665-132)	1	
-54	424 051	W	COTTER PIN - (MS24665-132)	1	
-55	424 052	CW	COTTER PIN - (AN380-2-3)	2	
	424 096	B	COTTER PIN- (AN380-C-2-3)	2	
-56	424 148	W	PIN - Flat head - (AN392-23)	1	
-57	424 153		PIN - Flat head - (AN392-31)	1	
-58	424 155	W	PIN - Flat head - (AN392-35)	1	
-59	690 668	W	WASHER (NAS1149FN432P)	1	
-60	690 613	CW	WASHER - (NAS1149F0432P)	3	
-61	690 619	CW	WASHER - (NAS1149F0532P)	1	
-62	400 437	W	BOLT - (AN3-3A)	4	
	690 609	W	WASHER - (NAS1149F0332P)	4	
-63	400 438	CW	BOLT - (AN3-4A)	2	
	690 612	CW	WASHER - (NAS1149F0363P)	2	
	404 526	CW	NUT- (MS21042-3)	2	
-64	401 266	CW	BOLTS - (AN3-5A)	2	
	690 609	CW	WASHER - (NAS1149F0332P)	6	
	404 526	CW	NUT - (MS21042-3)	2	
-65	401 266	W	BOLT- (AN3-5A)	2	
	494 066	W	WASHER - (#K-19001-3)	2	
	406 551		NUT - (#H19000- 3)	2	
-66	400 441	W	BOLT - (AN3-7A)	2	
	690 612	W	WASHER - (NAS1149F0363P)	4	
	404 526	CW	NUT - (MS21042-3)	2	
-67	400 441	CW	BOLT- (AN3-7A)	2	
	690 609	CW	WASHER - (NAS1149F0332P)	2	
	404 526	CW	NUT - (MS21042-3)	2	
-68	400 441	W	BOLT - (AN3-7A)	4	
	690 613	W	WASHER (NAS1149F0432P)	8	
	690 612	W	WASHER - (NAS1149F0363P)	4	
	404 526	W	NUT - (MS21042-3)	4	
-69	400 446	CW	BOLT - (AN3-16A)	1	
	690 609	CW	WASHER - (NAS1149F0332P)	1	
	404 526	CW	NUT - (MS21042-3)	1	
-70	400 449	W	B0LT - (AN3-24A)	1	
	690 609	W	WASHER - (NAS1149F0332P)	5	
	404 526	W	NUT - (MS21042-3)	1	
			A - Used on PA-28-140 with serial numbers 28-20002 to 28-7225612 inclusive, PA-28-150, PA-28-160 and PA-28-180 with serial numbers 28-1 to 28-4377 inclusive, and PA-28-235 with serial numbers 28-10003 to 28-10719 inclusive.		
			B - Used on PA-28-140 with serial numbers 28-20002 to 28- 20656 inclusive, PA-28-150, PA -28-160 and PA-28-180 with serial numbers 28-1411 to 28-211 inclusive, and PA-28-235 with serial numbers 28-10003 to 28-10605 inclusive.		
			C - Used on PA-28-150, PA-28-160 and PA-28-180 airplanes with serial numbers 28-1 to 28-1410 inclusive		
			W - These parts <u>must</u> be ordered from Service Spares Department. Piper .aircraft, <u>Lock Haven, Penna.</u>		

When ordering, always specify Part Number, Description, and Serial Number of Aircraft

PA-28-140  
PA-28-150  
PA-28-160  
PA-28-180  
PA-28-235

### PIPER PARTS CATALOG

Figure and Index Number	Part Number	Code	NOMENCLATURE	No. Req.	SERIAL NUMBERS AFFECTED
77-71	400 664	D	BOLT- (AN21-19)	1	
	690 640	DW	WASHER - (NAS1149FN632P)	1	
	404 885	DW	NUT - (AN365-640)	1	
-72	402 032	DW	BOLT - (AN42B- 5)	1	
	690 612	DW	WASHER - (NAS1149F0363P)	1	
	404 526	DW	NUT - (MS21042-3)	1	
-73	404 101	DW	NUT-(AN310-4)	2	
	424 052	DW	COTTER PIN - (AN380-2-3)	2	
-74	424 177	DW	PIN - (AN393-17)	1	
	690 613	DW	WASHER - (NAS1149F0432P)	2	
	424 051	DW	COTTER PIN - (AN380-2-2)	1	
-75	401 266	W	BOLT - (AN3-5A)	1	
	690 609	W	WASHER - (NAS1149F0332P)	2	
	404 526	W	NUT- (MS21042-3)	1	
-76	415 450	DW	SCREW - (AN526-832R10)	1	
	690 640	DW	WASHER - (NAS1149FN632P)	1	
	404 528	DW	NUT - (MS21042-06)	1	
-77	554 979		CLIP - Turnbuckle safety (MS21256-1)	4	
-78	489 873	W	BARREL - Turnbuckle (MS21251-B2S)	2	
-79	62817-00		BRACKET- Pulley	1	
-80	11200-00	CW	PULLEY	2	
-81	62711-04	B E	PULLEY	1	
-82	63882-09	B E	SLEEVE	2	
-83	65003- 06	B E	BUSHING	1	
-84	65003-07	C	BUSHING	2	
-85	63900-19	B E	BUSHING	1	
-86	484 747	BE	RING - Snap (#5108-75)	1	
-87	65244-00	BE	RIB - Stabilator trim	2	
-88	65245-00	BE	RIB - Stabilator trim	1	
-89	65246-00	B	SHAFT - Stabilator trim	1	
<p>A - Used on PA-28-140 with serial numbers 28-20002 28-7225612 inclusive, PA-28-150, PA-28-160 and PA-28-180 with serial numbers 28-1 to 28-4377 inclusive, and PA-28-235 with serial numbers 28-10003 to 28-10719 inclusive.</p> <p>B - Used on PA-28-150, PA-28-160 and PA-28-180 airplanes with serial numbers 28-1411 to 28-4377 inclusive, PA-28-235 airplanes with serial numbers 28-10003 to 28-10719 inclusive, and all PA-28-140 airplanes .</p> <p>C - Used on PA-28-140 with serial numbers 28-20002 to 28-20656 inclusive, PA-28-150, PA-28-160 and PA-28-180 with serial numbers 28-1411 to 28-2171 inclusive, and PA-28-235 with serial numbers 28-10003 up 28-10605 inclusive.</p> <p>D - Used on PA-28-150, PA-28-160 and PA-28-180 airplanes with serial numbers 28-1 to 28-1410 inclusive.</p> <p>E - Used on PA-28-150, PA-28-160 and PA-28-180 with serial numbers 28-1 to 28-1410 if Kit 756 930 has been installed.</p> <p>W - These parts must be ordered from Service Spares Department, Piper Aircraft, Vero Beach, Florida.</p>					

When ordering, always specify Part Number, Description, and Serial Number of Aircraft

PA-28-140  
PA-28-150  
PA-28-160  
PA-28-180  
PA-28-235

**PIPER PARTS CATALOG**

Figure and Index Number	Part Number	Code	NOMENCLATURE	No. Req.	SERIAL NUMBERS AFFECTED
77-90	65247-00	CD	BARREL - Stabilator trlm	1	
	63530-00	F	BARREL - Stabilator trlm	1	
-90a	68491-00		GUARD- Cable	2	
-91	65248-00	BE	ARM ASSEMBLY - Stabilator trim	1	
-92	65249-00	BE	PLATE - Stabilator trim	1	
-93	65250-00	BE	CLIP - Stabilator trim	1	
-94	65251-00	BE	TAB - Stabilator trim	2	
-95	65252-00	BE	CLIP - Stabilator trim	1	
-96	65253-00	BE	LINK - Stabilator trlm	2	
-97	65254-00	BE	EYE BOLT - Stabilator trim	1	
-98	65255-00	BE	BRACKET - Stabilator trlm	1	
-99	65256-00	BE	BRACKET - Stabilator trim	1	
-100	65257-00	C	LINK - Stabilator trim	2	
-101	452 413	BE	BEARING - (#F-838)	2	
-102	452 418	BE	BEARING - Thrust (#T-1010)	1	
-103	400 441	BEW	BOLT - (AN3-7A)	1	
	690 609	BEW	WASHER - (NAS1149F0332P)	1	
	690 611	BEW	WASHER - (NAS1149F0463P)	2	
	404 156	BEW	NUT - (MS21083N3)	1	
-104	400 438	BEW	BOLT - (AN3-4A)	4	
	690 612	BEW	WASHER - (NAS1149F0363P)	4	
	404 526	BEW	NUT - (MS21042-3)	4	
-105	402 032	CW	BOLT - (AN428-5)	4	
	4690 612	CW	WASHER - (NAS1149F0363P)	1	
	404 526	CW	NUT - (MS21042-3)	1	
-106	401 266	CW	BOLT - (AN3-5A)	1	
	690 612	CW	WASHER - (NAS1149F0363P)	1	
	404 526	CW	NUT - (MS21042-3)	1	
			A - Used on PA-28-140 with oerlsl numbers 28-20002 to 28-7225612 inclusive, PA-28-150, PA-28-160 and PA-28-180 with serial numbers 28-1 to 28-4377 inclusive and PA-28-235 with serial numbers 28-10003 to 28-10719 Inclusive.		
			B - Used on PA-28-150, PA-28-160 and PA-28-180 airplanes with serial numbers 28-1411 to 28-4377 inclusive, PA-28-235 with serial numbers 28-10003 to 28-10719 inclusive, and all PA-28-140 airplanes.		
			C - Used on PA-28-140 with serial numbers 28-20002 to 28-20656 inclusive, PA-28-150, PA-28-160 and PA-28-180 with serial numbers 28-1411 to 28-2171 inclusive, and PA-28-235 with serial numbers 28-10003 to 28-10605 inclusive.		
			D - Order part number 63530-00 if kit 756 896 has been installed .		
			E - Used on PA-28-150, PA-28-160 and PA-28-180 with serial numbers 28-1 to 28-1410 if kit 756 930 has been installed.		
			F - Used on PA-28-140 with serial numbers 28-20657 an up. PA-28-150, PA-28-160 and PA-28-180 with serial numbers 28-2172 to 28-4377 inclusive and PA-28-235 with serial numbers 28-10606 to 28-10719 inclusive.		
			W - These parts must be ordered from Service Spares Department, Piper Aircraft, Vero Beach, Florida.		

When ordering, always specify Part Number, Description, and Serial Number of Aircraft

PA-28-140  
PA-28-150  
PA-28-160  
PA-28-180  
PA-28-235

**PIPER PARTS CATALOG**

Figure and Index Number	Part Number	Code	NOMENCLATURE	No. Req.	SERIAL NUMBERS AFFECTED
77-107	424 123	CD	COTTER PIN (AN380-C-4-3)	2	
-108	400 443	CDW	BOLT - (AN3-12A)	1	
	690 612	CDW	WASHER - (NAS1149F0363P)	2	
	407 800	CDW	WASHER - (AN970-3)	1	
	404 526	CDW	NUT - (MS21042-3)	1	
-109	401 269	CDW	BOLT- (AN3-IOA)	1	
	690 612	CDW	WASHER - (NAS1149F0363P)	2	
	404 526	CDW	NUT - (MS21042-3)	1	
-110	424 182	BW	PIN- (AN393-27)	1	
	690 613	BW	WASHER - (NAS1149F0432P)	3	
	690 612	BW	WASHER - (NAS1149F0363P)	1	
	424 095	BW	COTTER PIN - (AN380-C-2-2)	1	
-111	690 623		WASHER - (NAS1149C1232R)	1	
-112	62919-00	E	PLACARD - Trim indicator	1	
-112a	62920-00	E	PLACARD - Trim		
<p>A - Used on PA-28-140 with Serial numbers 28-20002 to 28-7225612 inclusive, PA-28-150, PA-28-160 and PA-28-180 with serial numbers 28-1 to 28-4377 inclusive, and PA-28-235 with serial numbers 28-10003 to 28-10719 inclusive.</p> <p>B - Used on PA-28-140 with serial numbers 28-20002 to 28-20656 inclusive, PA-28-150, PA-28-160 and PA-28-180 with serial numbers 28-1411 to 28-2171 inclusive, and PA-28-235 with serial numbers 28-10003 to 28-10605 inclusive.</p> <p>C - Used on PA-28-150, PA-28-160 and PA-28-180 airplanes with serial numbers 28-1411 to 28-4377 inclusive, PA-28-235 with serial numbers 28-10003 to 28-10719 inclusive, and all PA-28-140 airplanes.</p> <p>D - Used on PA-28-150, PA-28-160 and PA-28-180 with serial numbers 28-1 to 28-1410 if Kit 756 930 has been installed.</p> <p>E- Used with overhead trim.</p> <p>W - These parts must be ordered from Service Spares Department, Piper Aircraft, Lock Haven, Penna.</p>					

When ordering, always specify Part Number, Description, and Serial Number of Aircraft

PA-28-140  
PA-28-150  
PA-28-160  
PA-28-180  
PA-28-235

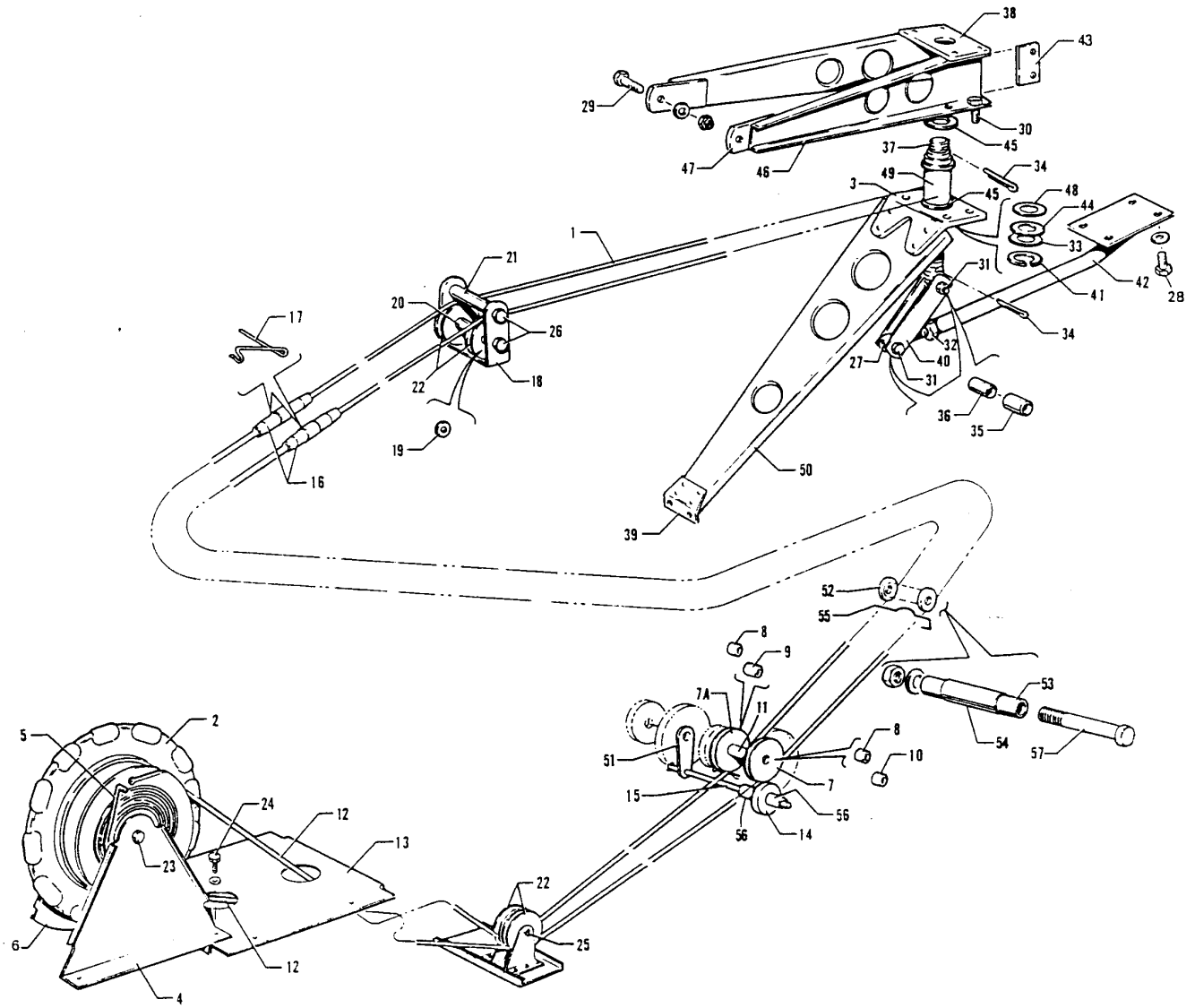


Figure 78. Stabilator Trim Installation  
 (PA-28-140 - Serial Nos. 28-7325001 and up)  
 (PA-28-235 - Serial Nos. 28-10720 and up)  
 (PA-28-180 - Serial Nos. 28-4378 and up)  
 (PA-28R-180 - Serial Nos. 28R-30005 to 28R-30481 inclusive, 28R-30483 and up)  
 (PA-28R-200 - Serial Nos. 28R-30482, 28R-35001 and up)

**PIPER PARTS CATALOG**

Figure and Index Number	Part Number	Code	NOMENCLATURE	No. Req.	SERIAL NUMBERS AFFECTED
78-	65580 67018 65258	B C	DRAWING - Control System Installation DRAWING - Control System Installation DRAWING - Stabilator Trim Installation		
1	62701-47		CABLE - Stabilator trim, aft	1	
-2	68414-03		WHEEL ASSEMBLY - Trim tab	1	
-3	65250-00		CLIP - Stabilator trim	1	
-4	65633-00		BRACKET ASSEMBLY - Trim tab	1	
-5	68488-00 68488-02	D,H E	INDICATOR - Stabilator trim INDICATOR - Stabilator trim	1 1	
-6	65635-00		BRACKET - Trim tab	1	
-7	62711-03 62711-06	F G	PULLEY - Trim tab PULLEY - Trim tab	1 1	
-7a	62711-03 62711-07	F G	PULLEY - Trim tab PULLEY - Trim tab	1 1	
-8	62715-02		BUSHING - Trim tab	2	
-9	62714-02		BUSHING - Trim tab	1	
-10	62714-04		BUSHING - Trim tab	1	
-11	62743-08		SPACER - Stabilator trim pulley	1	
			A - Used on PA-28-140 with serial numbers 28-7325001 and up, PA-28-235 with serial numbers 28-10720 and up, PA-28-180 with serial numbers 28-4378 and up, PA-28R-180 and PA-28R-200 airplanes.		
			B - Used on PA-28-140 with serial numbers 28-7325001 and up, PA-28-180 with serial numbers 28-4378 and up and PA-28-235 with serial numbers 28-10720 and up		
			C - Used on PA-28R-180 and PA-28R-200 airplanes only.		
			D - Used on PA-28-180 with serial numbers 28-4378 to 28-5869 inclusive, PA-28-235 with serial numbers 28-10720 to 28-11393 inclusive PA-28R-180 with serial numbers 28R-30005 to 28R-30481, 28R-30483 to 28R-31135. 28R-31251 to 28R-31270, 28R-7130001 to 28R-7130019 inclusive, and PA-28R-200 with serial numbers 28R-30482, 28R-35001 to 28R-35392, 28R-35601 to 28R 35820, 28R-7135001 to 28R-7135232 inclusive.		
			E - Used on PA-28-140 with serial numbers 28-7325001 and up. PA-28-180 with serial numbers 28-7105001 and up. PA-28-235 with serial numbers 28-7110001 and up, PA-28R-180 with serial numbers 28R-31136 to 28R-31250 inclusive, 28R-31271 to 28R-31279 inclusive, and up. PA-28R-200 with serial numbers 28R-35393 to 28R-35600 inclusive, 28R-35821 to 28R-35830 inclusive. 28R-7235001 and up.		
			F - Used on PA-28-235 with serial numbers 28-10720 and up, PA-28-180 with serial numbers 28-4378 and up, PA-28R-180 and PA-28R-200 airplanes.		
			G - Used on PA-28-140 airplanes only.		
			H - Order 68488-02 if Kit 760 542. Landing Gear Back-Up Actuator Override Mechanism, have been installed.		
			J - See Figure 85 if electric trim is installed. The forward left hand stabilator trim cable is a different part number if electric trim is installed.		

When ordering, always specify Part Number, Description, and Serial Number of Aircraft

**PIPER PARTS CATALOG**

Figure and Index Number	Part Number	Code	NOMENCLATURE	No. Req.	SERIAL NUMBERS AFFECTED
78-12	62701-56	F,J	CABLE - Stabilator trim. forward	2	
	62701-104	G	CABLE - Stabilator trim forward	2	
-13	65632-00	D	PLATE ASSEMBLY - Trim wheel	1	
	65632-03	E	PLATE ASSEMBLY - Trim wheel	1	
-14	65639-00		GUARD - Trim pulley	1	
-15	62710-03	B	PIN - Cable guard	1	
	62710-02	C	PIN - Cable guard	1	
-16	489 873	W	BARREL - Turnbuckle (MS21251-B2S)	2	
-17	554 979		CLIP - Turnbuckle safety (MS21256-1)	4	
-18	68472-00		BRACKET - Stabilator trim pulley	1	
-19	690 612	W	WASHER - (NAS1149F0363P)	2	
-20	63900-56		BUSHING - Stabilator trim pulley	1	
-21	63900-55		BUSHING - Stabilator trim pulley	1	
-22	481 640		PULLEY - (MS24566-1B)	4	
-23	400 450	W	BOLT - (AN3-17A)	1	
	63900-61		BUSHING	1	
	690 609	W	WASHER - (NAS1149F0332P)	1	
	404 526	W	NUT - (MS21042-3)	1	
-24	400 437	W	BOLT - (AN3-3A)	4	
-25	424 180		PIN - (AN393-23)	3	
	424 051	W	COTTERPIN - (AN380-2-2)	1	
			A - Used on PA-28-140 with serial numbers 28-7325001 and up. PA-28-235 with serial numbers 28-10720 and up. PA-28-180 with serial numbers 28-4378 and up. PA-28R-180 and PA-28R-200 airplanes.		
			B - Used on PA-28-140 with serial numbers 28-7325001 and up. PA-28-180 with serial numbers 28-4378 and up. and PA-28-235 with serial numbers 28-10720 and up.		
			C - Used on PA-28R-180 and PA-28R-200 airplanes only.		
			D - Used on PA-28-180 with serial numbers 28-4378 to 28-5869 inclusive. PA-28-235 with Serial numbers 28-10720 to 28-11393 inclusive. PA-28R-180 with serial numbers 28R-30005 to 28R-30481 inclusive. 28R-30483 to 28R-31279 inclusive and PA-28R-200 with serial numbers 28R-30482, 28R-35001 to 28R-35830 inclusive.		
			E - Used on PA-28-140 with serial numbers 28-7325001 and up, PA-28-180 with serial numbers 28-7105001 and up, PA-28-235 with serial numbers 28-7110001 and up, PA-28R-180 with serial numbers 28R-7130001 and up, and PA-28R-200 with serial numbers 28R-7135001 and up.		
			F - Used on PA-28-140 with serial numbers 28-7325001 and up. PA-28-180 with serial numbers 28-4378 to 28-7205328 inclusive. PA-28R-180 with serial numbers 28R-30005 to 28R-7130019 inclusive. PA-28-235 with serial numbers 28-10720 to 28-7210033 inclusive. and PA-28R-200 with serial numbers 28R-30482 28R-35001 to 28R-7135238 inclusive.		
			G - Used on PA-28-180 with serial numbers 28-7305001 and up. PA-28-235 with serial numbers 28-7310001 and up. and PA-28R-200 with serial numbers 28R-7235001 and up.		
			W - These parts must be ordered from Service Spares Department, Piper Aircraft, Vero Beach, Florida.		

When ordering, always specify Part Number, Description, and Serial Number of Aircraft

PA-28-140  
PA-28-180  
PA-28-235  
PA-28R-180  
PA-28R-200

**PIPER PARTS CATALOG**

Figure and Index Number	Part Number	Code	NOMENCLATURE	No. Req.	SERIAL NUMBERS AFFECTED
78-26	401 279	W	BOLT - (AN3-25A)	2	
	407 584	W	WASHER - (AN960-10L)	2	
	404 526	W	NUT - (MS21042-3)	2	
-27	65254-00		BOLT - Eye, stabilator trim	1	
-28	400 437	W	BOLT - (AN3-3A)	4	
	690 609	W	WASHER - (NAS1149F0332P)	4	
-29	401 266	W	BOLT - (AN3-5A)	2	
	494 066	W	WASHER - (K19001-3)	2	
	406 551		NUT - (H19000-3)	2	
-30	400 438	W	BOLT - (AN3-4A)	4	
	690 612	W	WASHER - (NAS1149F0363P)	4	
	404 526	W	NUT - (MS21042-3)	4	
-31	401 269	W	BOLT - (AN3-10A)	2	
	690 612	W	WASHER - (NAS1149F0363P)	4	
	404 526	W	NUT - (MS21042-3)	2	
-32	404 325		NUT - (AN316-7R)	1	
-33	407 684		WASHER - (AN960-C1216L)	1	
-34	424 123		COTTERPIN - (AN380-C-4-3)	2	
-35	63882-09		SLEEVE - Stabilator trim link	2	
-36	65003-06		BUSHING - Stabilator trim link	2	
-37	65246-00		SHAFT - Stabilator trim	1	
-38	65249-00		PLATE - Stabilator trim	1	
-39	65252-00		CUP - Stabilator trim	1	
-40	65253-00		LINK - Stabilator trim	2	
-41	484 747		SNAP RING - (5108-75)	1	
-42	65248-00		ARM ASSEMBLY - Stabilator trim	1	
-43	68491-00		GUARD - Cable	2	
-44	452 418		BEARING - Thrust (T-1010)	1	
-45	452 413		BEARING - (F-838)	2	
-46	65244-00		RIB - Stabilator trim	2	
-47	65251-00		TAB - Stabilator- trim	2	
-48	62833-18		SHIM - Stabilator trim	1	
-49	63530-00		BARREL - Stabilator trim	1	
-50	65245-00		RIB - Stabilator trim	1	
-51	62709-00		GUARD - Pin holder	1	
-52	62711-04		PULLEY - Stabilator trim	2	
-53	63900-59	B	BUSHING - Stabilator trim, inner	1	
	63900-160	C	BUSHING - Stabilator trim, inner	1	
-54	63900-60	B	BUSHING - Stabilator trim, outer	1	
	63900-161	C	BUSHING - Stabilator trim, outer	1	
-55	99856-00		GUARD - Cable	1	
-56	65003-37		BUSHING	2	
-57	400 446	B,W	BOLT - (AN3-16A)	1	
	401 281	C,W	BOLT- (AN3H-26A)	1	
	690 609	W	WASHER - (NAS1149F0332P)	1	
	404 526	W	NUT - (MS21042-3)	1	

A - Used on PA-28-140 with serial numbers 28-7325001 and up, PA-28-235 with serial numbers 28-10720 and up, PA-28-180 with serial numbers 28-4378 and up, PA-28R-180 and PA-28R-200 airplanes.  
 8 - Used on PA-28-180, PA-28-235, PA-28R-180 and PA-28R-200 airplanes only.  
 C - Used on PA-28-140 airplanes only.  
 W - These parts must be ordered from Service Spares Department, Piper Aircraft, Lock Haven, Penna.

When ordering, always specify Part Number, Description, and Serial Number of Aircraft



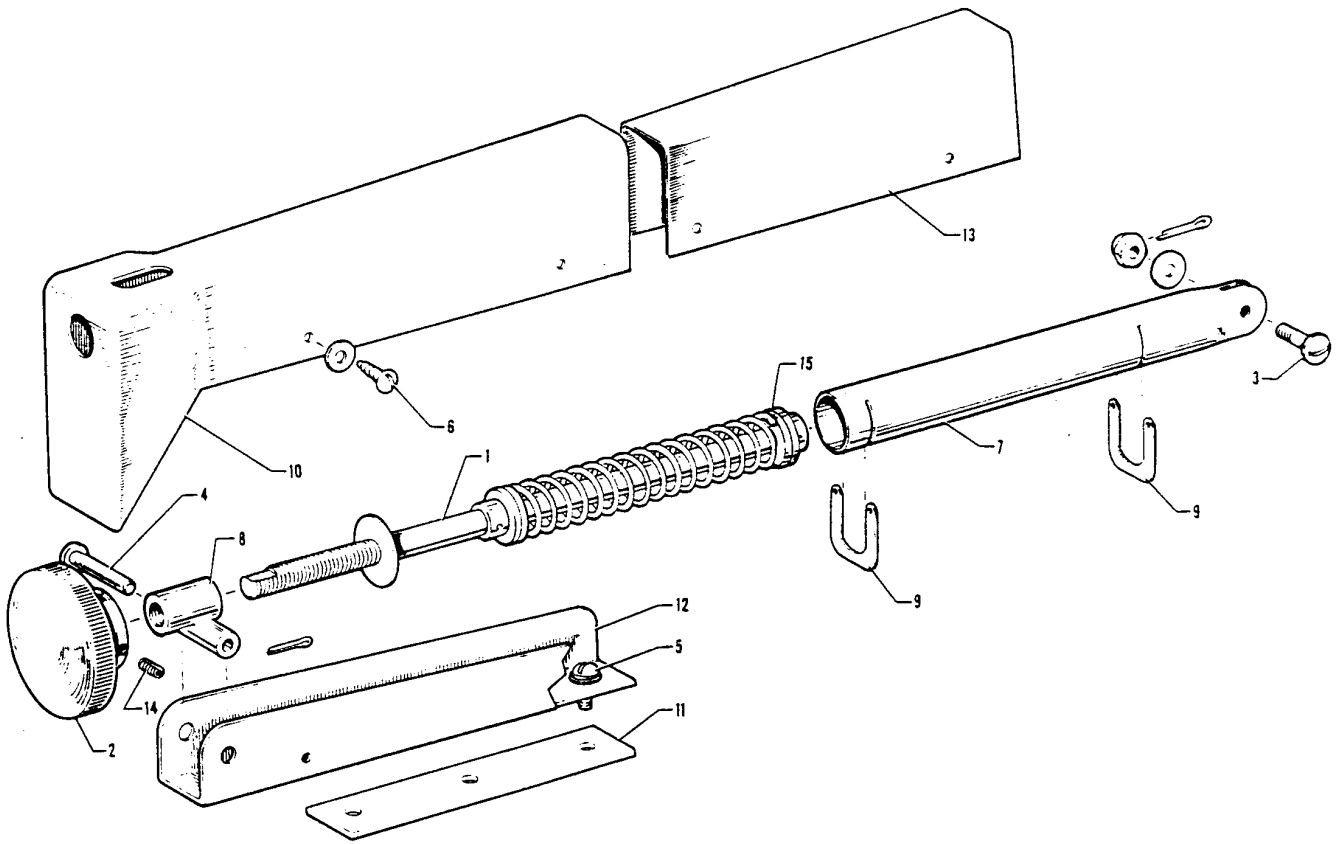


Figure 79. Rudder Trim Mechanism Installation

**PIPER PARTS CATALOG**

Figure and Index Number	Part Number	Code	NOMENCLATURE	No. Req.	SERIAL NUMBERS AFFECTED
79-	62828 67384 65837	B F E	DRAWING - Rudder Trim Mechanism Installation DRAWING - Rudder Trim Mechanism Installation DRAWING - Rudder Trim Mechanism Installation		
-1	62829-00 62829-00 66659-00 62829-03 62829-05	A G D H C	SHAFT ASSEMBLY - Rudder trim SHAFT ASSEMBLY - Rudder trim SHAFT ASSEMBLY - Rudder trim SHAFT ASSEMBLY - Rudder trim SHAFT ASSEMBLY - Rudder trim	1 1 1 1 1	28-1 to 28-1410 inclusive    28-11040 and up
-2	62838-00		KNOB	1	
-3	400 672 690 609 404 392 424 051	W W W W	BOLT - (AN23-10) WASHER - (NAS1149F0332P) NUT - (AN320-3) COTTERPIN - (AN380-2-2)	1 1 1 1	
<p>A - Used on PA-28-150, PA-28-160 and PA-28-180 airplanes only.</p> <p>B - Used on PA-28-150, PA-28-160 and PA-28-180 with serial numbers 28-1 to 28-4377 inclusive, PA-28-235 with serial numbers 28-10003 to 28-11039 inclusive, and PA-28-140 with serial numbers 28-20002 to 28-24999 inclusive.</p> <p>C - Used on PA-28-235 airplanes only.</p> <p>D - Used on PA-28R-180 with serial numbers 28R-31079 and up, and PA-28R-200 with serial numbers 28R-30482, 28R-35001 and up.</p> <p>E - Used on PA-28-180 with serial numbers 28-4378 and up PA-28-235 with serial numbers 28-11040 and up, and PA-28-140 with serial numbers 28-25000 and up.</p> <p>F - Used on PA-28R-180 and PA-28R-200 airplanes only.</p> <p>G - Used on PA-28-140 with serial numbers 28-20002 to 28-21944 inclusive, PA-28-150, PA-28-160 and PA-28-180 with serial numbers 28-1411 to 28-3489 inclusive, PA-28-235 with serial numbers 28-10003 to 28-10720 inclusive, and PA-28R-180 with serial numbers 28R-30005 to 28R-30481 inclusive, 28R-30483 to 28R-31078 inclusive.</p> <p>H - Used on PA-28-140 with serial numbers 28-21945 and up PA-28-150, PA-28-160 and PA-28-180 with serial numbers 28-3490 and up, and PA-28-235 with serial numbers 28-10720 to 28-11040 inclusive.</p> <p>W - These parts must be ordered from Service Spares Department, Piper Aircraft, Lock Haven, Penna.</p>					

When ordering, always specify Part Number, Description, and Serial Number of Aircraft

**PIPER PARTS CATALOG**

Figure and Index Number	Part Number	Code	NOMENCLATURE	No. Req.	SERIAL NUMBERS AFFECTED
79-4	424 185	C.G.W	PIN - Flat head (MS20392-2-33)	1	
	424 186	B W	PIN - Flat head (MS20392-2-35)	1	
	424 186	H F W	PIN - Flat head (MS20392-2-35)	1	
	424 051	W	COTTERPIN - (AN380-2-2)	1	
-5	415 754	C.G W	SCREW - (AN515-832R8)	3	
	415 753	B H W	SCREW - (AN515-8R7)	2	
	404 529	C G W	NUT - (MS21042-08)	1	
	690 618		WASHER - (NAS1149FN816P)	7	
-6	419 683	C G.W	SCREW - (4 x1/2")	4	
-7	66530-00	A	HOUSING - Rudder trim	1	
	66658-00	D	HOUSING - Rudder trim	1	
	65836-00	E	HOUSING - Rudder trim	1	
-8	62831-00		BUSHING ASSEMBLY - Rudder trim	1	
-9	6Z832-00		CLIP - Rudder trim	2	
<p>A - Used on PA-28-140 with serial numbers 28-20002 to 28-24999 inclusive, PA-28-150, PA-28-160 and PA-28-180 with serial numbers 28-1 to 28-4377 inclusive PA-28-235 with serial numbers 28-10002 to 28-11039 inclusive, and PA-28R-180 with serial numbers 28R-30005 to 28R-30481 inclusive, 28R-30483 to 28R-31078 inclusive.</p> <p>B - Used on PA-28R-180 and PA-28R-200 airplanes only.</p> <p>C - Used on PA-28-235 with serial numbers 28-10003 to 28-11039 inclusive.</p> <p>D - Used on PA-28R-180 with serial numbers 28R-31079 and up. and PA-28R-200 with serial numbers 28R-30482, 28R-35001 and up.</p> <p>E - Used on PA-28-140 with serial numbers 28-25000 and up PA-28-150, PA-28-160 and PA-28-180 with serial numbers 28-4378 and up. and PA-28-235 with serial numbers 28-11040 and up.</p> <p>F - Used on PA-28-180 with serial numbers 28-4378 and up.</p> <p>G - Used on PA-28-140 with serial numbers 28-20002 to 28-24999 inclusive, PA-28-150, PA-28-160 and PA-28-180 airplanes.</p> <p>H - Used on PA-28-235 with serial numbers 28-11040 and up and PA-28-140 with serial numbers 28-25000 and up.</p> <p>W - These parts must be ordered from Service Spares Department, Piper Aircraft, Vero Beach, Florida.</p>					

When ordering, always specify Part Number, Description, and Serial Number of Aircraft

**PIPER PARTS CATALOG**

Figure and Index Number	Part Number	Code	NOMENCLATURE	No. Req.	SERIAL NUMBERS AFFECTED
79-10	62835-00		COVER - Rudder trim black	1	28-1 to 28-670 inclusive
	62835-07	J	COVER - Rudder trim black	1	
	63295-02	D	COVER - Rudder trim brown	1	
	63295-03	H	COVER - Rudder trim. gray	1	
	63295-04	G	COVER - Rudder trim. blue	1	
	63295-05	G	COVER - Rudder trim. red	1	
-11	62836-00	C D	PLATE - Rudder trim	1	
-12	62837-00	C D	CHANNEL - Rudder trim	1	
	67382-00	B	CHANNEL - Rudder trim	1	
	69318-00	F	CHANNEL - Rudder trim	1	
	67382-00	E	CHANNEL - Rudder trim	1	
	69318-00	A	CHANNEL - Rudder trim	1	
-13	65216-00	C	CHANNEL - Rudder trim cover	1	
-14	419 967		SCREW - Set (MS51964-132	1	
-15	62833-127		WASHER	1	
			A - Used on PA-28-235 with serial numbers 28-11040 and up and PA-28-140 with serial numbers 28-25000 and up.		
			B - Used on PA-28R-180 with serial numbers 28R-30005 to 28R-30481 inclusive, 28R-30483 to 28R-30678 inclusive.		
			C - Used on PA-28-235 with serial numbers 28-10003 to 28-11039 inclusive.		
			D - Used on PA-28-150, PA-28-160 and PA-28-180 with serial numbers 28-1 to 28-4377 inclusive, and PA-28-140 with serial numbers 28-20002 to 28-24999 inclusive.		
			E - Used on PA-28-180 with serial numbers 28-4378 to 28-4877 inclusive.		
			F - Used on PA-28R-180 with serial numbers 28R-30679 and up and PA-28R-200 with serial numbers 28R-30482, 28R-35001 and up.		
			G - Used on PA-28-140 with serial numbers 28-21468 to 28-24999 inclusive, PA-28-150, PA-28-160 and PA-28-180 with serial numbers 28-1761 to 28-4377 inclusive.		
			H - Used on PA-28-140 with serial numbers 28-20002 to 28-21467 inclusive PA-28-150, PA-28-160 and PA-28-180 with serial numbers 28-671 to 28-1760 inclusive.		
			J - Used on PA-28-140 with serial numbers 28-20002 to 28-24999 inclusive.		

When ordering, always specify Part Number, Description, and Serial Number of Aircraft

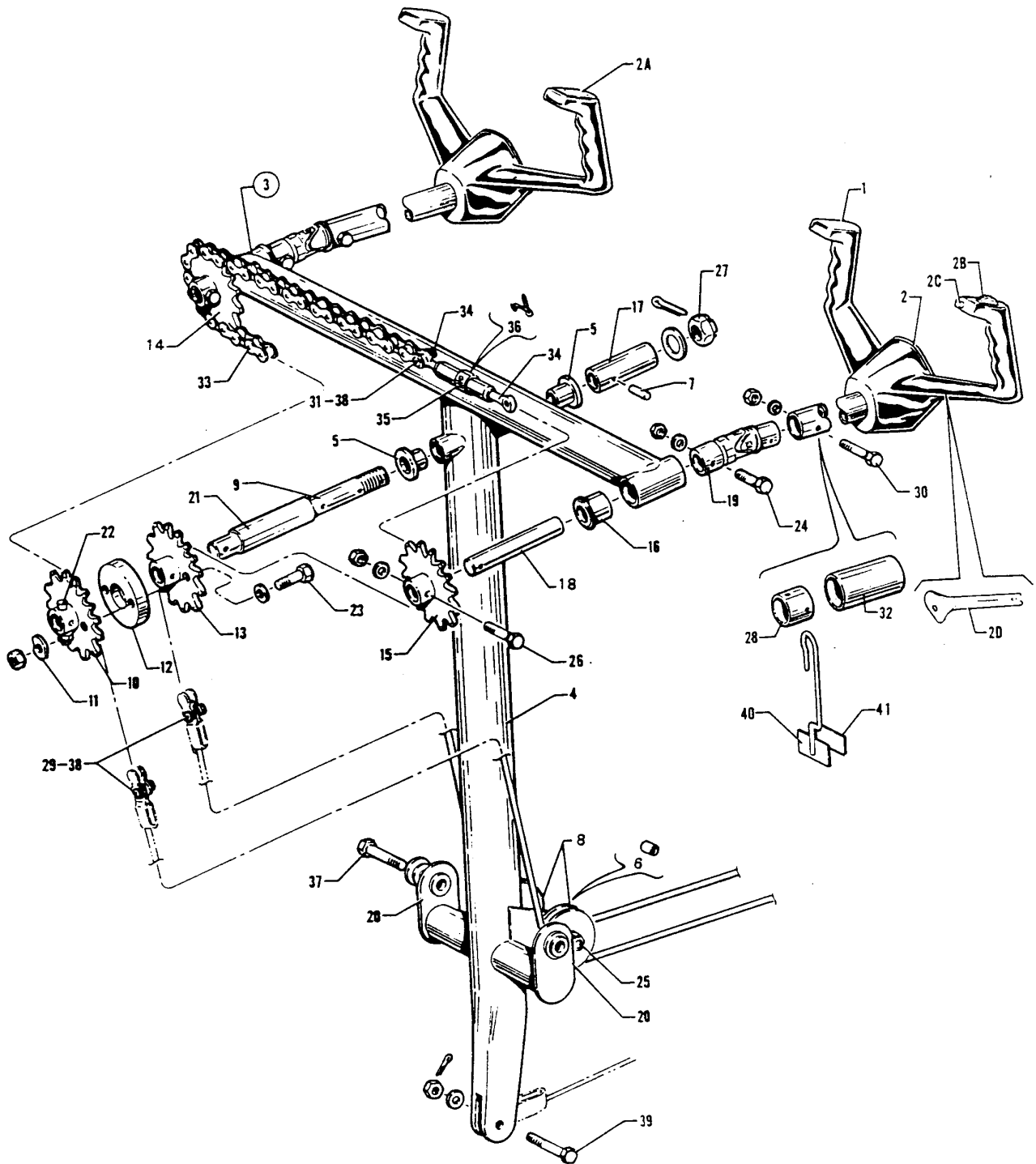


Figure 80. Control Wheel Installation  
 (PA-28-140 - Serial Nos. 28-20002 and up)  
 (PA-28-150-160-180 - Serial Nos 28-1 to 28-4377 inclusive)  
 (PA-28-235 - Serial Nos. 28-10003 to 28-11039 inclusive)

**PIPER PARTS CATALOG**

Figure and Index Number	Part Number	Code	NOMENCLATURE	No. Req.	SERIAL NUMBERS AFFECTED
80-	62700 65580 66697	B C D	DRAWING - Control System Installation DRAWING - Control System Installation DRAWING - Control System Installation		28-10720 to 28-11039 incl. 28-25000 and up
-1	78729-02 79276-00	E E	WHEEL ASSEMBLY - Control (3/4" O.D. shaft) left grip cored WHEEL ASSEMBLY - Control (1-1/8" O.D. shaft) left grip cored	2 2	
-2	79309-00 79310-00 63920-00 79275-00	F F G	* MEDALLION - Decal with plate * MEDALLION - Decal only * MEDALLION - Die cast * MEDALLION	1 1 1 1	28-7425001 and up 28-20002 and up
-2a	67491-00	G	* PLATE - Control wheel cover (standard)	1	
-2b	63778-00 67443-04 761 039	F, H F, D G	SWITCH AND HOUSING ASSEMBLY - Electric trim SWITCH AND HOUSING ASSEMBLY - Electric trim KIT - Electric trim switch assembly	1 1 1	28-7525096 and up
-2c	67463-00	G	SWITCH ASSEMBLY - AutoFlite	1	
-2d	68829-00	B	COVER - Switch wire	1	
<p>A - Used on PA-28-140 with serial numbers 28-20002 and up, PA-28-150, PA-28-160 and PA-28-180 with serial numbers 28-1 to 28-4377 inclusive, and PA-28-235 with serial numbers 28-10003 to 28-11039 inclusive.</p> <p>B - Used on PA-28-150, PA-28-160 and PA-28-180 with serial numbers 28-1 to 28-4377 inclusive, PA-28-235 with serial numbers 28-10003 to 28-10719 inclusive, and PA-28-140 with serial numbers 28-20002 to 28-24999 inclusive.</p> <p>C - Used on PA-28-235 airplanes only.</p> <p>D - Used on PA-28-140 airplanes only.</p> <p>E - Ascertain O.D. of control wheel shaft before ordering. Control wheel assembly does not include switches. Order desired switches separately. Reference latest revision of Service Letter 527D on Inspection or Replacement of Control Wheels on PA-140 Cherokee aircraft with serial numbers 28-20001 to 28-7725290 inclusive, PA-28-150/160/180 Cherokees with serial numbers 28-1 to 28-4377 inclusive and PA-28-235 Cherokee Pathfinders with serial numbers 28-10001 to 28-11039 inclusive.</p> <p>F - Used with a bowtie style control wheel.</p> <p>G - Used with a ramshorn style control wheel.</p> <p>H - Used on PA-28-140 with serial numbers 28-20002 to 28-7525095 inclusive, PA-28-150, PA-28-160, and PA-28-180 with serial numbers 28-1 to 28-4377 inclusive, and PA-28-235 with serial numbers 28-10003 to 28-11039 inclusive. If Electric Trim Servo Replacement Kit 763 850v has been installed, order Switch part No. 67443-04. If the bowtie style control wheel has been replaced with a ramshorn style control wheel order Switch part No. 761 039.</p>					

When ordering, always specify Part Number, Description, and Serial Number of Aircraft

PA-28-140  
PA-28-150  
PA-28-160  
PA-28-180  
PA-28-235

**PIPER PARTS CATALOG**

Figure and Index Number	Part Number	Code	NOMENCLATURE	No. Req.	SERIAL NUMBERS AFFECTED
80-3	62703-32		CONTROL COLUMN ASSEMBLY	1	28-1 to 28-1230 inclusive
	62703-25	D	CONTROL COLUMN ASSEMBLY	1	
	62703-27	E	CONTROL COLUMN ASSEMBLY	1	
	62019-00	C	CONTROL COLUMN ASSEMBLY	1	
	62019-03	F	CONTROL COLUMN ASSEMBLY	1	
-4	62703-31		TEE BAR ASSEMBLY - Control column	1	28-1 to 28-1230 inclusive
	62703-24	D	TEE BAR ASSEMBLY - Control column	1	
	62703-26	C	TEE BAR ASSEMBLY - Control column	1	
	62703-33	B	TEE BAR ASSEMBLY - Control column	1	
-5	452 372	W	BEARING - (F504-2)	2	28-25000 and up 28-972 and up

- A - Used on PA-28-140 with serial numbers 28-20002 and up, PA-28-150, PA-28-160 and PA-28-180 with serial numbers 28-1 to 28-4377 inclusive, and PA-28-235 with serial numbers 28-10003 to 28-11039 inclusive.
- B - Used on PA-28-140 with serial numbers 28-21446 to 28-21845 inclusive, 28-21931 to 28-21934 inclusive, 28-23242 and up, PA-28-150, PA-28-160 and PA-28-180 with serial numbers 28-2978 to 28-3377 inclusive, 28-4118 to 28-4377 inclusive, and PA-28-235 with serial number 28-10944 to 28-11039 inclusive.
- C - Used on PA-28-150, PA-28-160 and PA-28-180 with serial numbers 28-3378 to 28-4117 inclusive, PA-28-140 with serial numbers 28-21846 to 28-21930 inclusive, 28-21935 to 28-23241 inclusive, and PA-28-235 with serial numbers 28-10720 to 28-10943 inclusive.
- D - Used on PA-28-150, PA-28-160 and PA-28-180 with serial numbers 28-1231 to 28-2977 inclusive, PA-28-140 with serial numbers 28-20002 to 28-21445 inclusive, and PA-28-235 with serial numbers 28-10003 to 28-10719 inclusive.
- E - Used on PA-28-150, PA-28-160 and PA-28-180 with serial numbers 28-2978 to 28-3377 inclusive, and PA-28-140 with serial numbers 28-21446 to 28-21845 inclusive, 28-21931 to 28-21934 inclusive.
- F - Used on PA-28-140 with serial numbers 28-23242 and up, PA-28-150, PA-28-160 and PA-28-180 with serial number 28-4118 to 28-4377 inclusive, and PA-28-235 with serial numbers 28-10944 to 28-11039 inclusive.
- W - These parts must be ordered from Service Spares Department, Piper Aircraft, Lock Haven, Penna.

When ordering, always specify Part Number, Description, and Serial Number of Aircraft

PA-28-140  
PA-28-150  
PA-28-160  
PA-28-180  
PA-28-235

**PIPER PARTS CATALOG**

Figure and Index Number	Part Number	Code	NOMENCLATURE	No. Req.	SERIAL NUMBERS AFFECTED
80-6	62712-02		BUSHING - Inner, control (. 375 length)	1	28-1 to 28-1230 inclusive
	62712-02	D	BUSHING - Inner, control (. 375 length)	1	
	62712-04	C H	BUSHING - Inner, control (. 620 length)	1	
-7	480 683	W	PIN - Roll (#59-028-125 .0687)	1	
-8	62825-00		PULLEY - Control column (with bushing)	2	28-1 to 28-1230 inclusive
	62825-00	D	PULLEY - Control column (with bushing)	2	
	481 651	C H W	PULLEY - Control column (MS20220-1) (with bushing)	2	
-9	62848-00	C	SHAFT - Control column	1	
	62848-02	B	SHAFT - Control column	1	
	69077-00	E	SHAFT - Control column	1	
-10	62779-00	G	SPROCKET - Control column	1	
	63404-00	F	SPROCKET - Control column	1	
-11	62784-00		WASHER - Control column	1	
-12	62782-00		SPACER - Control column	1	
-13	62778-00		SPROCKET - Control column	1	
<p>A.- Used on PA-28-140 with serial numbers 28-20002 and up, PA-28-150, PA-28-160 and PA-28-180 with serial numbers 28-1 to 28-4377 inclusive, and PA-28-235 with serial numbers 28-10003 to 28-11039 inclusive.</p> <p>B.- Used on PA-28-140 with serial numbers 28-20301 to 28-23241 inclusive, PA-28-150, PA-28-160 and PA-28-180 with serial numbers 28-1807 to 28-4117 inclusive, and PA-28-235 with serial numbers 28-10487 to 28-10943 inclusive.</p> <p>C - Used on PA-28-150, PA-28-160 and PA-28-180 with serial numbers 28-3378 to 28-4377 inclusive, PA-28-140 with serial numbers 28-21846 to 28-21930 inclusive, 28-21935 and up, and PA-28-235 with serial numbers 28-10720 to 28-11039 inclusive.</p> <p>D - Used on PA-28-150, PA-28-160 and PA-28-180 with serial numbers 28-1231 to 28-2977 inclusive, PA-28-140 with serial numbers 28-20002 to 28-21445 inclusive and PA-28-235 with serial numbers 28-10003 to 28-10719 inclusive.</p> <p>E - Used on PA-28-140 with serial numbers 28-23242 and up, PA-28-150, PA-28-160 and PA-28-180 with serial numbers 28-4118 to 28-4377 inclusive, and PA-28-235 with serial numbers 28-10944 to 28-11039 inclusive.</p> <p>F - Used on PA-28-140 with serial numbers 28-20301 and up, PA-28-150, PA-28-160 and PA-28-180 with serial numbers 28-1807 to 28-4377 inclusive, and PA-28-235 with serial numbers 28-10487 to 28-11039 inclusive.</p> <p>G - Used on PA-28-140 with serial numbers 28-20002 to 28-20300 inclusive, PA-28-150, PA-28-160 and PA-28-180 with serial numbers 28-1 to 28-1806 inclusive, and PA-28-235 with serial numbers 28-10003 to 28-10486 inclusive.</p> <p>H - Used on PA-28-150, PA-28-160 and PA-28-180 with serial numbers 28-2978 to 28-3377 inclusive, and PA-28-140 with serial numbers 28-21446 to 28-21845 inclusive, 28-21931 to 28-21934 inclusive.</p> <p>W - These parts <u>must</u> be ordered from Service Spares Department, Piper Aircraft, <u>Lock Haven, Penna.</u></p>					

When ordering, always specify Part Number, Description, and Serial Number of Aircraft

PA-28-140  
PA-28-150  
PA-28-160  
PA-28-180  
PA-28-235



**PIPER PARTS CATALOG**

Figure and Index Number	Part Number	Code	NOMENCLATURE	No. Req.	SERIAL NUMBERS AFFECTED
80-14	62845-00		SPROCKET - Control column	1	28-1 to 28-1230 inclusive
	62845-00	EF	SPROCKET - Control column	1	
	62845-02	D	SPROCKET - Control column	1	
-15	62839-00		SPROCKET ASSEMBLY - Control column	1	28-511 and up
-16	452 389		BUSHING - (#F825-2) Control column	4	
-17	62849-00		SPACER - Tee bar	1	
-18	62716-02	C	SHAFT - Left control column (2.068 L)	1	
	62716-04	B	SHAFT - Left control column (3.076 L)	1	
	62716-06	G	SHAFT - Left control column (3.076 L)	1	
	62716-03	C	SHAFT - Right control column (3.156 L)	1	
	62716-05	B	SHAFT - Right control column (3.266 L)	1	
	62716-07	G	SHAFT - Right control column (3.266 L)	1	
	62716-07	H	SHAFT - Control column (3.266 L)	2	
			A - Used on PA-28-140 with serial numbers 28-20002 and up, PA-28-150 PA-28-160 and PA-28 -180 with serial numbers 28-1 to 28-4377 inclusive, and PA-28-235 with serial numbers 28-10003 to 28-11039 Inclusive.		
			B - Used on PA-28-140 with serial numbers 28-20161 to 28-21845 inclusive, 28-21931 to 28-21934 inclusive, PA-28-150, PA-28-160 and PA-28-180 with serial numbers 28-1761 to 28-3377 inclusive, and PA-28-235 with serial numbers 28-10487 to 28-10719 inclusive.		
			C - Used on PA-28-140 with serial numbers 28-20002 to 28-20160 inclusive, PA-28-150, PA-28-160 and PA-28-180 with serial numbers 28-1 to 28-1760 inclusive, and PA-28-235 with serial numbers 28-10003 to 28-10486 inclusive.		
			D - Used on PA-28-150, PA-28-160 and PA-28-180 with serial numbers 28-3378 to 28-4377 inclusive, PA-28-140 with serial numbers PA-28-21846 to 28-21930 inclusive, 28-21935 and up, and PA-28-235 with serial numbers 28-10720 to 28-11039 inclusive.		
			E - Used on PA-28-150, PA-28-160 and PA-28-180 with serial numbers 28-2978 to 28-3377 inclusive, and PA-28-140 with serial numbers 28-21446 to 28-21845 inclusive, and 28-21931 to 28-21934 inclusive.		
			F - Used on PA-28-150, PA-28-160 and PA-28-180 with serial numbers 28-1231 to 28-2977 inclusive, PA-28-140 with serial numbers 28-20002 to 28-21445 inclusive, and PA-28-235 with serial numbers 28-10003 to 28-10719 inclusive.		
			G - Used on PA-28-150, PA-28-160 and PA-28-180 with serial numbers 28-3378 to 28-4377 inclusive, PA-28-140 with serial numbers 28-21846 to 28-21930 inclusive, 28-21935 to 28-25400 inclusive, and PA-28-235 with serial numbers 28-10720 to 28-11039.		
			H - Used on PA-28-140 airplanes only.		

When ordering, always specify Part Number, Description, and Serial Number of Aircraft

PA-28-140  
PA-28-150  
PA-28-160  
PA-28-180  
PA-28-235

**PIPER PARTS CATALOG**

Figure and Index Number	Part Number	Code	NOMENCLATURE	No. Req.	SERIAL NUMBERS AFFECTED	
80-19	62834-00	C	UNIVERSAL JOINT	2	28-1 to 28-510 inclusive	
	62834-02	B	UNIVERSAL JOINT	2		
-20	452 388		BEARING - (#F4DD) Control column	2		
-21	62783-00		BUSHING - Control column	1		
-22	480 730	D	PIN - (AN386-1-6A)	1		
	494 093	D	WASHER - (AN975-3)	1		
	404 156	DW	NUT - (MS21083N3)	1		
-23	401 269	W	BOLT - (AN3-10A)	2		
	690 609	W	WASHER - (NAS1149F0332P)	2		
	404 526	W	NUT - (MS21042-3)	2		
-24	401 270	CW	BOLT - (AN3-11A)	2		
	480 730	B	PIN - Taper (AN386-1-6A)	2		
	690 612	CW	WASHER - (NAS1149F0463P)	2		
	494 093	B	WASHER - (AN975-3)	2		
	404 526	CW	NUT - (MS21042-3)	2		
	404 156	BW	NUT - (MS21083N3)	2		
-25	400 025	EW	BOLT - (AN4-33A)	1		
	401 333	F	BOLT - (AN4-35A)	1		
	690 613	W	WASHER - (NAS1149F0432P)	3		
	690 611	W	WASHER - (NAS1149F0463P)	2		
	404 530	W	NUT - (MS21042-4)	1		
-26	401 270	CW	BOLT - (AN3-11A)	2		
	480 730	B	PIN - Taper (AN386-1-6A)	2		
	690 612	CW	WASHER - (NAS1149F0463P)	2		
	494 093	B	WASHER - (AN975-3)	2		
	404 526	CW	NUT - (MS21042-3)	2		
	404 835	BW	NUT - (MS20364-1032C)	2		
			A - Used on PA-28-140 with serial numbers 28-20002 and up, PA-28-150 PA-28-160 and PA-28-180 with serial numbers 28-1 to 28-4377 inclusive, and PA-28-235 with serial numbers 28-10003 to 28-11039 inclusive.			
			B - Used on PA-28-150 PA-28-160 and PA-28-180 with serial numbers 28-3378 to 28-4377 inclusive, PA-28-140 with serial numbers 28-21846 to 28-21930 inclusive , 28-21935 and up, and PA-28-235 with serial numbers 28-10720 to 28-11039 inclusive.			
			C - Used on PA-28-150, PA-28-160 and PA-28-180 with serial numbers 28-1 to 28-3377 inclusive, PA-28-140 with serial numbers 28-20002 to 28-21845 inclusive, 28-21931 to 28-21934 inclusive, and PA-28-235 with serial numbers 28-10003 to 28-10719 inclusive.			
			D - Used on PA-28-140 with serial numbers 28-20301 and up, PA-28-150, PA-28-160 and PA-28-180 with serial numbers 28-1807 to 28-4377 inclusive, and PA-28-235 with serial numbers 28-10487 to 28-11039 inclusive.			
			E - Used on PA-28-150 PA-28-160 and PA-28-180 with serial numbers 28-1 to 28-2977 inclusive, PA-28-140 with serial numbers 28-20002 to 28-21445 inclusive- and PA-28-235 with serial numbers 28-10003 to 28-10719 inclusive.			
			F - Used on PA-28-150, PA-28-160 and PA-28-180 with serial numbers 28-2978 to 28-4377 inclusive, PA-28-140 with serial numbers 28-21446 and up, and PA-28-235 with serial numbers 28-10720 to 28-11039 inclusive.			
			W - These parts <u>must</u> be ordered from Service Spares Department, Piper Aircraft, Vero Beach, Florida.			

When ordering, always specify Part Number, Description, and Serial Number of Aircraft

PA-28-140  
PA-28-150  
PA-28-160  
PA-28-180  
PA-28-235

### PIPER PARTS CATALOG

Figure and Index Number	Part Number	Code	NOMENCLATURE	No. Req.	SERIAL NUMBERS AFFECTED
80-27	404 104		NUT - (AN310-7)	1	
	690 630	W	WASHER - (NAS1149F0763P)	1	
	424 060	W	COTTER PIN - (AN380-34)	1	
-28	68557-00	D	BUSHING - Tee bar	2	
-29	400 653		BOLT - Clevis (AN21-9)	2	
	404 391		NUT - (AN320-1)	2	
	424 041		COTTER PIN - (AN380-1-2)	2	
-30	401 270	C W	BOLT - (AN3-11A)	4	
	66546-00	B D	BOLT	4	
	690 609	W	WASHER - (NAS1149F0332P)	4	
	404 526	C W	NUT - (MS21042-3)	4	
	404 156	B D W	NUT - (MS21083N3)	4	
-31	400 653		BOLT - (AN21-9)	2	
	404 391		NUT - (AN320-1)	2	
	424 041	.	COTTER PIN - (AN380-1-2)	2	
-32	62852-00	C	STOP - Tee bar, left	1	
	68559-00	B	STOP - Tee bar, left	1	
	67193-00	D	STOP - Tee bar, left	1	
-33	62858-02		CHAIN - Control system (26.5" L)	2	
-34	62840-02		EYE BOLT - Turnbuckle, left	1	
	62840-03		EYE BOLT - Turnbuckle, right	1	
-35	489 910		BARREL - Turnbuckle (MS21251-B5S)	1	
-36	554 979		CLIP - Turnbuckle (MS21256-1)	2	
-37	401 310	W	BOLT - (AN4-10A)	2	
	62833-85		WASHER - (O.D.1.50")	2	
	62833-86		WASHER - (O.D. .75")	2	
	404 530		NUT - (MS21042-4)	2	
-38	82732-76	W	BUSHING	3	
-39	400 056	W	BOLT - (AN3-11)	1	
	690 612	W	WASHER - (NAS1149F0463P)	1	
	404 392	W	NUT - (AN320-3)	1	
	424 051	W	COTTER PIN - (AN380-2-2)	1	
-40	66932-00	E	PIN ASSEMBLY - Control lock	1	
-41	66934 00	E	PLACARD - Control lock	1	

A - Used on PA-28-140 with serial numbers 28-20002 and up PA-28-150, PA-28-160 and PA-28-180 with serial numbers 28-1 to 28-4377 inclusive and PA-28-235 with serial numbers 28-10003 to 28-11039 inclusive.

B - Used on PA-28-150, PA-28-160 and PA-28-180 with serial numbers 28-3378 to 28-4377 inclusive and PA-28-235 with serial numbers 28-10720 to 28-11039 inclusive.

C - Used on PA-28-150, PA-28-160 and PA-28-180 with serial numbers 28-1 to 28-3377 inclusive PA-28-235 with serial numbers 28-10003 to 28-10719 inclusive and PA-28-140 with serial numbers 28-20002 to 28-24999 inclusive.

D - Used on PA-28-140 with serial numbers 28-25000 and up.

E - Used on PA-28-140 with serial numbers 28-26401 to 28-7225612 inclusive.

W - These parts must be ordered from Service Spares Department, Piper Aircraft, Vero Beach, Florida..

When ordering, always specify Part Number, Description, and Serial Number of Aircraft

PA-28-140  
PA-28-150  
PA-28-160  
PA-28-180  
PA-28-235

**3G23**

**INTENTIONALLY LEFT BLANK**

**3G24**

**INTENTIONALLY LEFT BLANK**

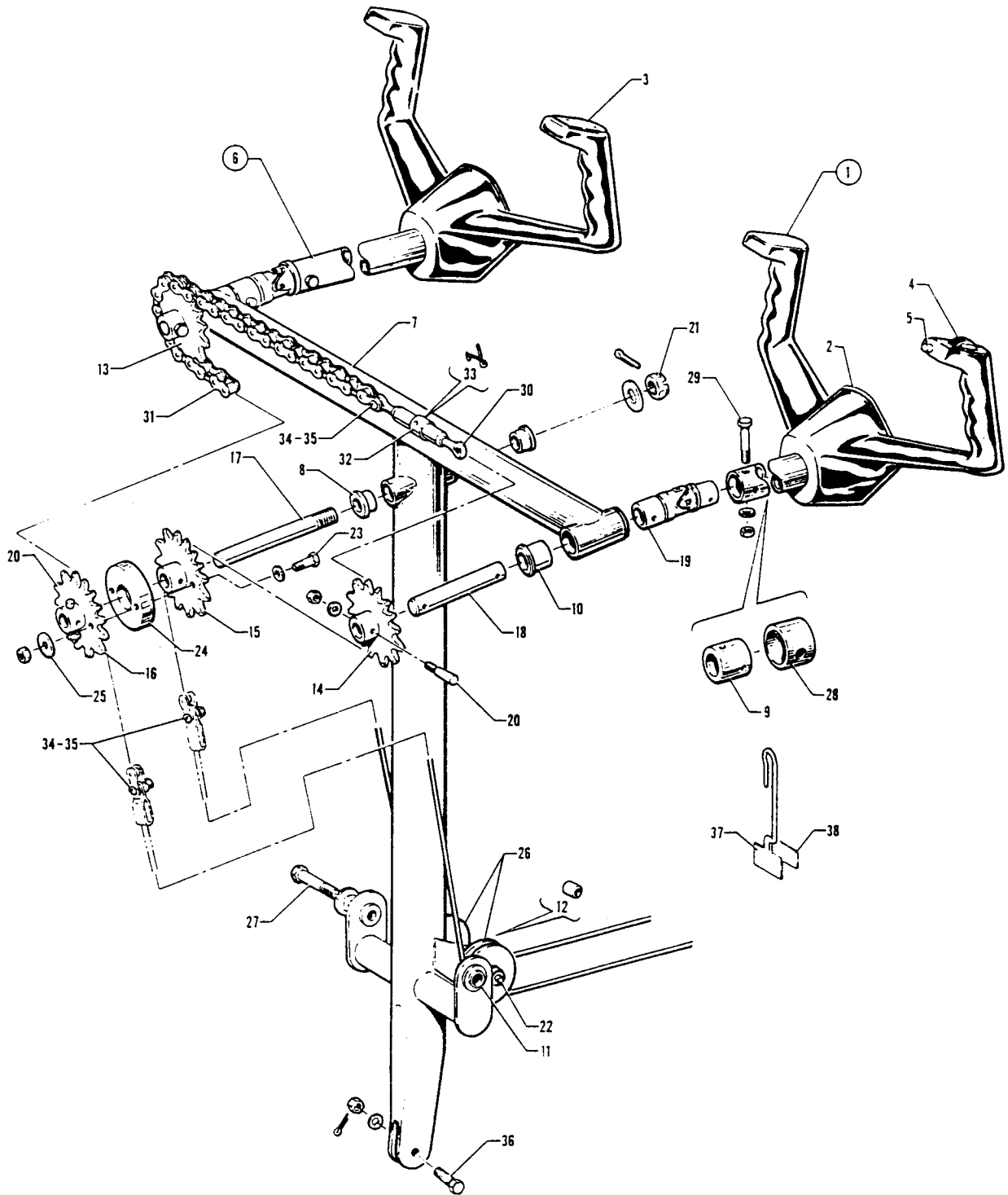


Figure 81. Control Wheel Installation  
 (PA-28-180 - Serial Nos. 28-4378 and up)  
 (PA-28R-180 - Serial Nos. 28R-30005 to 28R-30481 inclusive, 28R-30483 and up)  
 (PA-28-235 - Serial Nos. 28-11040 and up)  
 (PA-28R-200 - Serial Nos. 28R-30482, 28R-35001 and up)

**PIPER PARTS CATALOG**

Figure and Index Number	Part Number	Code	NOMENCLATURE	No. Req.	SERIAL NUMBERS AFFECTED
81-	67018 65580 35135	B C D	DRAWING - Control System Installation DRAWING - Control System Installation DRAWING - Control System Installation		
-1	79276-00	E	WHEEL ASSEMBLY - Control (left grip cored)	2	
-2	79275-00		* MEDALLION - Control wheel	1	
-3	67491-00		* PLATE - Control wheel cover (standard)	1	
.4	761 039		KIT - Electric trim switch assembly	1	
-5	67463-00		SWITCH ASSEMBLY - AutoFlite	1	
-6	67219-00	B	CONTROL COLUMN ASSEMBLY	1	
	62019-03	C	CONTROL COLUMN ASSEMBLY	1	
-7	67219-02	B	* TEE BAR ASSEMBLY - Control column	1	
	62703-33	C	* TEE BAR ASSEMBLY - Control column	1	
-8	452 372		** BEARING - (F-504-2)	2	
-9	68557-00		* BUSHING - Control column	2	
-10	452 389		* BEARING - (F-825-2)	4	
-11	452 388		* BEARING - (F4DD)	2	
-12	62712-04		* BUSHING - Control column pulley	2	
-13	62845-02		* SPROCKET - Control column, right	1	
-14	62839-00		* SPROCKET ASSEMBLY - Control column, left	1	
-15	62778-00		* SPROCKET - Control column, center rear	1	
-16	63404-00		* SPROCKET - Control column, center rear	1	
-17	69077-00		* SHAFT - Control column, center	1	
-18	62716-07		* SHAFT - Control column	2	
-19	62834-02		* UNIVERSAL JOINT - Control column	2	
-20	480 730		* PIN - (AN386-1-6A)	5	
	494 093		* WASHER - (AN975-3)	5	
	404 156	W	* NUT - (MS21083N3)	5	
-21	690 630	W	* WASHER - (NAS1149F0763P)	1	
	404 104	W	* NUT - (AN310-7)	1	
	424 060		* COTTER PIN - (AN380-3-4)	1	
-22	401 333		* BOLT - (AN4-35A)	1	
	690 611	W	* WASHER - (NAS1149F0463P)	4	
	404 530	W	* NUT - (MS21042-4)	1	
-23	401 269	W	* BOLT - (AN3-10A)	2	
	690 612	W	* WASHER - (NAS1149F0363P)	2	
	690 609	W	* WASHER - (NAS1149F0332P)	2	
	404 526	W	* NUT - (MS21042-3)	2	
			A - Used on PA-28-180 with serial numbers 28-4378 and up, PA-28-235 with serial numbers 28-11040 and up, PA-28R-180 and PA-28R-200,		
			B - Used on PA-28R-180 and PA-28R-200 airplanes only.		
			C - Used on PA-28-180 with serial numbers 28-4378 and up, and PA-28-235 with serial numbers 28-11040 and up.		
			D - Used on PA-28- 180 with serial numbers 28-7405001 to 28-7505079 inclusive, PA-28-235 with serial numbers 28-7410001 to 28-7510027 inclusive, and PA-28R-200 with serial numbers 28R-7435001 to 28R-7535076 inclusive.		
			E - Control wheel assembly does not include switches. Order desired switches separately.		
			W - These parts must be ordered from Service Spares Department, Piper Aircraft, Vero Beach, Florida.		

When ordering, always specify Part Number, Description, and Serial Number of Aircraft

### PIPER PARTS CATALOG

Figure and Index Number	Part Number	Code	NOMENCLATURE	No. Req.	SERIAL NUMBERS AFFECTED
81-24	62782-00		SPACER - Control column	1	
-25	62784-00		WASHER - Control column	2	
-26	481 651	W	PULLEY - Control column (MS20220-1)	2	
-27	401 310	W	BOLT - (AN4-10A)	2	
	62833-85		WASHER - (O.D. 1.50")	2	
	62833-86		WASHER - (O.D. .75")	2	
	404 530	W	NUT - (MS21042-4)	2	
-28	67193-00	F	STOP - Tee bar, left	1	
	67193-03	G	STOP - Tee bar, left	1	
	67193-04	E	STOP - Tee bar, left	1	
-29	66546-00		BOLT - Special	4	
	690 609	W	WASHER - (NAS1149F0332P)	4	
	404 156	W	NUT - (MS21083N3)	4	
-30	62840-02		EYE BOLT - Turnbuckle, left	1	
	62840-03		EYE BOLT - Turnbuckle, right	1	
-31	62858-02		CHAIN - Control	2	
-32	489 910		BARREL - Turnbuckle (MS21251-B5S)	1	
-33	554 979		CLIP - Turnbuckle (MS21256-1)	2	
-34	82732-76	W	BUSHING - Control chain	4	
-35	400 653		BOLT - (AN21-9)	4	
	690 640	W	WASHER - (NAS1149FN632P)	4	
	404 391		NUT - (AN320-1)	4	
	424 041		COTTER PIN - (AN380-1-2)	4	
-36	400 055	B,W	BOLT - (AN3-10)	1	
	400 056	C,W	BOLT - (AN3-11)	1	
	690 609	W	WASHER - (NAS1149F0332P)	1	
	690 612	C,W	WASHER - (NAS1149F0363P)	1	
	404 392	W	NUT - (AN320-3)	1	
	424 051	W	COTTER PIN - (MS23665-132)	1	
-37	66932-00	D	PIN ASSEMBLY - Control lock	1	
-38	66934-00	D	PLACARD - Control lock	1	
			A - Used on PA-28-180 with serial numbers 28-4378 and up, PA-28-235 with serial numbers 28-11040 and up, PA-28R-180 and PA-28R-200.		
			B - Used on PA-28R-180 and PA-28R-200 airplanes only.		
			C - Used on PA-28-180 with serial numbers 28-4378 and up, and PA-28-235 with serial numbers 28-11040 and up.		
			D - Used on PA-28-180 with serial numbers 28-5601 to 28-7205328 inclusive, PA-28R-180 with serial numbers 28R-31251 to 28R-7130019 inclusive, PA-28R-200 with serial numbers 28R-35601 to 28R-7235330 inclusive, and PA-28-235 with serial numbers 28-11301 to 28-7210033 inclusive.		
			E - Used on PA-28-180 with serial numbers 28-7305001 and up.		
			F - Used on PA-28-180 with serial numbers 28-4378 to 28-7205328 inclusive, PA-28-235 with serial numbers 28-11040 to 28-7210033 inclusive, PA-28R-180 with serial numbers 28R-30005 to 28R-7130019 inclusive, and PA-28R-200 with serial numbers 28R-30482, 28R-35001 to 28R-7235330 inclusive.		
			G. - Used on PA-28-235 with serial numbers 28-7310001 and up, and PA-28R-200 with serial numbers 28R-7335001 and up.		
			N - These parts must be ordered from Service Spares Department, Piper Aircraft, Vero Beach, Florida.		

When ordering, always specify Part Number, Description, and Serial Number of Aircraft



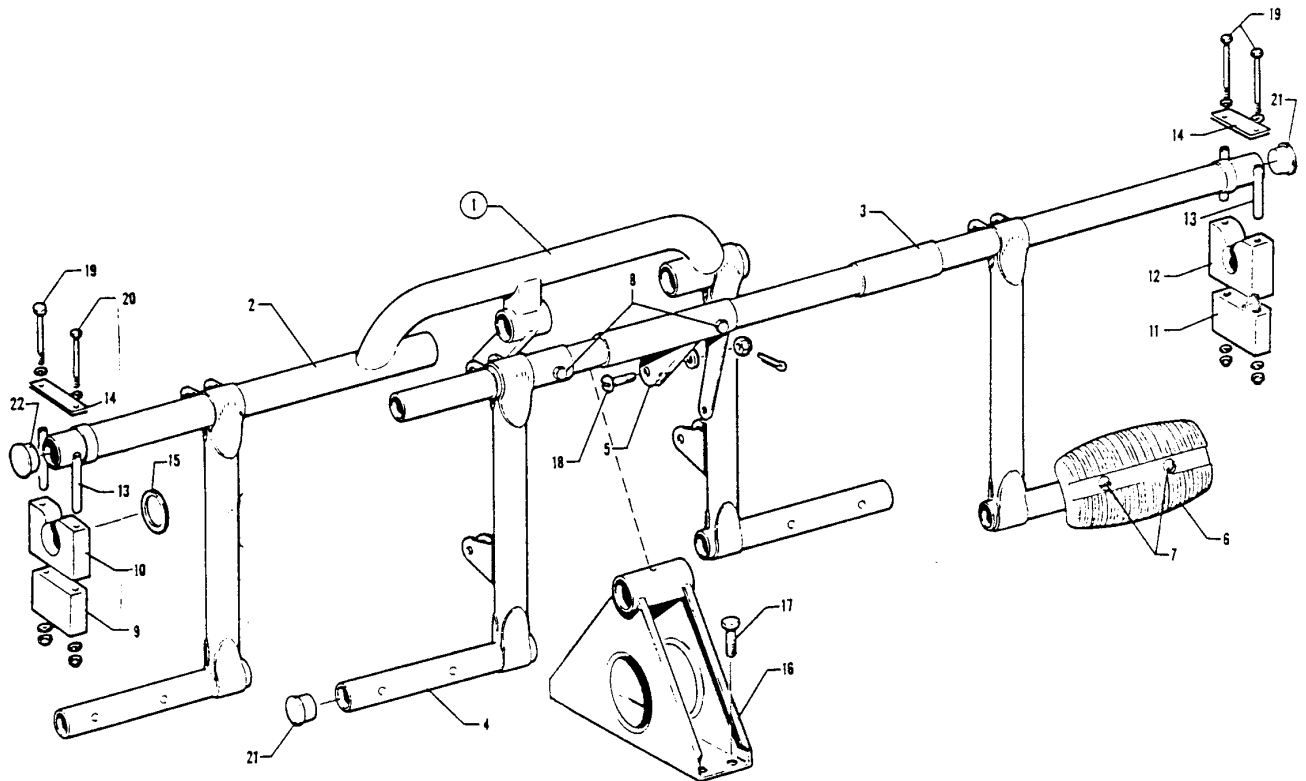


Figure 82. Rudder Pedal Installation

**PIPER PARTS CATALOG**

Figure and Index Number	Part Number	Code	NOMENCLATURE	No. Req.	SERIAL NUMBERS AFFECTED
82-	62700 65580 66697	G H K	DRAWING - Control System Installation DRAWING - Control System Installation DRAWING - Control System Installation		
-1	62704-00 62704-02 63459-02 63459-03 63459-04 63459-12	A B C D,E F J	RUDDER PEDAL ASSEMBLY - Complete RUDDER PEDAL ASSEMBLY - Complete RUDDER PEDAL ASSEMBLY - Complete RUDDER PEDAL ASSEMBLY - Complete RUDDER PEDAL ASSEMBLY - Complete RUDDER PEDAL ASSEMBLY - Complete	1 1 1 1 1 1	
			<p>A - Used on airplanes with serial numbers 28-1 to 28-670 inclusive.</p> <p>B - Used on PA-28-140 with serial numbers 28-20002 to 28-20520 inclusive, PA-28-150, PA-28-160 and PA-28-180 with serial numbers 28-671 to 28-1760 inclusive, and PA-28-235 with serial numbers 28-10003 to 28-10486 inclusive.</p> <p>C - Used on PA-28-150, PA-28-160 and PA-28-180 with serial numbers 28-1761 to 28-3377 inclusive, and PA-28-140 with serial numbers 28-20521 to 28-21845 inclusive, 28-21931 to 28-21934 inclusive if toe brakes are installed,</p> <p>D - Used on PA-28-235 with serial numbers 28-10487 to 28-10719 inclusive if left toe brake only is installed.</p> <p>E - Used on PA-28-140 with serial numbers 28-20521 to 28-21845 inclusive, 28-21931 to 28-21934 inclusive, and PA-28-150, PA-28-160 and PA-28-180 with serial numbers 28-1761 to 28-3377 inclusive if left toe brake only is installed.</p> <p>F - Used on PA-28-140 with serial numbers 28-20521 to 28-21845 inclusive, 28-21931 to 28-21934 inclusive, PA-28-150, PA-28-160 and PA-28-180 with serial numbers 28-1761 to 28-3377 inclusive, and PA-28-235 with serial numbers 28-10487 to 28-10719 inclusive if dual toe brakes are installed.</p> <p>G - Used on PA-28-140 with serial numbers 28-20002 to 28-24999 inclusive, PA-28-150, PA-28-160 and PA-28-180 with serial numbers 28-1 to 28-4377 inclusive, and PA-28-235 with serial numbers 28-10003 to 28-10719 inclusive.</p> <p>H - Used on PA-28-180 with serial numbers 28-4378 and up and PA-28-235 with serial numbers 28-10720 and up.</p> <p>J - Used on PA-28-150, PA-28-160 and PA-28-180 with serial numbers 28-3378 to 28-5070 inclusive, and PA-28-140 with serial numbers 28-21846 to 28-21930 inclusive, 28-21935 to 28-24999 inclusive if toe brakes are not installed.</p> <p>K - Used on PA-28-140 with serial numbers 28-25000 and up.</p>		

When ordering, always specify Part Number, Description, and Serial Number of Aircraft

PA-28-140  
PA-28-150  
PA-28-160  
PA-28-180  
PA-28-235

**PIPER PARTS CATALOG**

Figure and Index Number	Part Number	Code	NOMENCLATURE	No. Req.	SERIAL NUMBERS AFFECTED
82-1	63459-13	D	RUDDER PEDAL ASSEMBLY - Complete	1	
	63459-08	F	RUDDER PEDAL ASSEMBLY - Complete	1	
	63459-14	C	RUDDER PEDAL ASSEMBLY - Complete	1	
	63459-09	E	RUDDER PEDAL ASSEMBLY - Complete	1	
	63459-15	G	RUDDER PEDAL ASSEMBLY - Complete	1	
	63459-16	H	RUDDER PEDAL ASSEMBLY- Complete	1	
	63459-17	J	RUDDER PEDAL ASSEMBLY- Complete	1	
	63459-19	K	RUDDER PEDAL ASSEMBLY - Complete	1	
	-2	62717-00	A	PEDAL AND BAR ASSEMBLY	1
62717-02		B	PEDAL AND BAR ASSEMBLY	1	
			<p>A - Used on airplanes with serial numbers 28-1 to 28-670 inclusive.</p> <p>B - Used on PA-28-140 with serial numbers 28-20002 to 28-20520 inclusive, PA-28-150, PA-28-160 and PA-28-180 with serial numbers 28-671 to 28-1760 inclusive, and PA-28-235 with serial numbers 28-10003 to 28-10486 inclusive.</p> <p>C - Used on PA-28-140 with serial numbers 28-21846 to 28-21930 inclusive, 28-21935 to 28-24999 inclusive, PA-28-150, PA-28-160 and PA-28-180 with serial numbers 28-3378 to 28-5070 inclusive, and PA-28-235 with serial numbers 28-11040 to 28-11080 inclusive if dual toe brakes are installed.</p> <p>D - Used on PA-28-140 with serial numbers 28-21846 to 28-21930 inclusive, 28-21935 to 28-24999 inclusive, PA-28-150, PA-28-160 and PA-28-180 with serial numbers 28-3378 to 28-5070 inclusive, and PA-28-235 with serial numbers 28-11040 to 28-11080 inclusive if left toe brake only is installed.</p> <p>E - Used on PA-28-235 with serial numbers 28-10720 to 28-11039 inclusive if dual toe brakes are installed.</p> <p>F - Used on PA-28-235 with serial numbers 28-10720 to 28-11039 inclusive if left toe brake only is installed.</p> <p>G - Used on PA-28-140 with serial numbers 28-25000 to 28-7325684 inclusive, PA-28-180 with serial numbers 28-5071 to 28-7305611 inclusive if toe brakes are not installed.</p> <p>H - Used on PA-28-140 with serial numbers 28-25000 to 28-7325684 inclusive, PA-28-180 with serial numbers 28-5071 to 28-7305611 inclusive, and PA-28-235 with serial numbers 28-11081 to 28-7310187 inclusive if left toe brake only is installed.</p> <p>J - Used on PA-28-140 with serial numbers 28-25000 to 28-7325684 inclusive, PA-28-180 with serial numbers 28-5071 to 28-7305611 inclusive, and PA-28-235 with serial numbers 28-11081 to 28-7310187 inclusive if dual toe brakes are installed.</p> <p>K - Used on PA-28-140 with serial numbers 28-7425001 and up, PA-28-180 with serial numbers 28-7405001 and up, and PA-28-235 with serial numbers 28-7410001 and up.</p>		

When ordering, always specify Part Number, Description, and Serial Number of Aircraft

PA-28-140  
PA-28-150  
PA-28-160  
PA-28-180  
PA-28-235

**PIPER PARTS CATALOG**

Figure and Index Number	Part Number	Code	NOMENCLATURE	No. Req.	SERIAL NUMBERS AFFECTED
82-2	63420-00	C,D	PEDAL AND BAR ASSEMBLY	1	
	63420-03	J	PEDAL AND BAR ASSEMBLY	1	
	63420-05	E	PEDAL AND BAR ASSEMBLY	1	
	63420-08	H	PEDAL AND BAR ASSEMBLY	1	
-3	62723-00	A	PEDAL AND BAR ASSEMBLY	1	
	62723-02	B	PEDAL AND BAR ASSEMBLY	1	
-4	63419-00	F	PEDAL AND BAR ASSEMBLY	1	
	62721-00	A	PEDAL AND BAR ASSEMBLY	1	
	62721-02	B	PEDAL AND BAR ASSEMBLY	1	
-5	63458-00	C,G	PEDAL AND BAR ASSEMBLY	1	
	63458-02	E	PEDAL AND BAR ASSEMBLY	1	
	63458-05	H	PEDAL AND BAR ASSEMBLY	1	
	62722-00	B,K,P	ARM ASSEMBLY - Connector	1	
	63457-03	L,M,P	ARM ASSEMBLY - Connector	1	
	66661-00	N,P	ARM ASSEMBLY - Connector	1	
			A - Used on airplanes with serial numbers 28-1 to 28-670 inclusive.		
			B - Used on PA-28-140 with serial numbers 28-20002 to 28-20520 inclusive, PA-28-150, PA-28-160 and PA-28-180 with serial numbers 28-671 to 28-1760 inclusive, and PA-28-235 with serial numbers 28-10003 to 28-10486 inclusive.		
			C - Used on PA-28-150, PA-28-160 and PA-28-180 with serial numbers 28-1761 to 28-3377 inclusive, and PA-28-140 with serial numbers 28-20521 to 28-21845 inclusive, 28-21931 to 28-21934 inclusive.		
			D - Used on PA-28-235 with serial numbers 28-10487 to 28-10719 inclusive.		
			E - Used on PA-28-150, PA-28-160 and PA-28-180 with serial numbers 28-3378 to 28-7305611 inclusive, PA-28-140 with serial numbers 28-21846 to 28-21930 inclusive, 28-21935 to 28-7325684 inclusive, and PA-28-235 with serial numbers 28-11040 to 28-73 10187 inclusive.		
			F - Used on PA-28-150, PA-28-160 and PA-28-180 with serial numbers 28-1761 and up, PA-28-140 with serial numbers 28-20521 and up, and PA-28-235 with serial numbers 28-10487 and up.		
			G - Used on PA-28-235 with serial numbers 28-10487 to 28-11039 inclusive.		
			H - Used on PA-28-140 with serial numbers 28-7425001 and up, PA-28-180 with serial numbers 28-7405001 and up. and PA-28-235 with serial numbers 7410001 and up.		
			J - Used on PA-28-235 with serial numbers 28-10720 to 28-11039 inclusive.		
			K - Used on PA-28-150 and PA-28-160 with serial numbers 28-1 to 28-670 inclusive.		
			L - Used on PA-28-235 with serial numbers 28-10487 to 28-11080 inclusive.		
			M - Used on PA-28-150, PA-28-160 and PA-28-180 with serial numbers 28-1761 to 28-5070 inclusive, and PA-28-140 with serial numbers 28-20521 to 28-24999 inclusive.		
			N - Used on PA-28-140 with serial numbers 28-25000 and up, PA-28-180 with serial numbers 28-5071 and up. and PA-28-235 with serial numbers 28-11081 and up.		
			P - Reference Service Bulletin 237 on Rudder Trim Installation Modification.		

When ordering, always specify Part Number, Description, and Serial Number of Aircraft

PA-28-140  
PA-28-150  
PA-28-160  
PA-28-180  
PA-28-235

**PIPER PARTS CATALOG**

Figure and Index Number	Part Number	Code	NOMENCLATURE	No. Req.	SERIAL NUMBERS AFFECTED
82-6	62866-00	B,F	PAD ASSEMBLY - Rudder control	4	
	62866-00	G	PAD ASSEMBLY - Rudder control	2	
-7	400 869	W	BOLT - (AN23-17A)	8	
	690 612	W	WASHER - (NAS1149F0363P)	8	
	404 156	W	NUT - (MS21083N3)	8	
-8	400 008	D,W	BOLT - (AN4-13A)	2	
	691 309	E	BOLT - (NAS6604-15)	2	
	690 613	D,W	WASHER - (NAS1149F0432P)	2	
	690 613	E,W	WASHER - (NAS1149F0432P)	4	
	404 561	D,W	NUT - (MS21045-4)	2	
	404 530	E,W	NUT - (MS21042-4)	2	
-9	62579-00		BLOCK - Rudder bar support, left bottom	1	28-1 to 28-990 inclusive
	63456-00	C	BLOCK - Rudder bar support, left bottom	1	
-10	62577-00		BLOCK - Rudder bar support, left top	1	28-1 to 28-990 inclusive
	63276-00	A	BLOCK - Rudder bar support, left complete	1	
	65050-00	C	BLOCK - Rudder bar support, left top	1	
-11	62580-00		BLOCK - Rudder bar support, right bottom	1	28-1 to 28-990 inclusive
	63456-00	C	BLOCK - Rudder bar support, right bottom	1	
-12	62578-00		BLOCK - Rudder bar support, right top	1	28-1 to 28-990 inclusive
	63277-00	A	BLOCK - Rudder bar support, right complete	1	
	65050-00	C	BLOCK - Rudder bar support, right top	1	
-13	65003-03	C	BUSHING - Rudder bar support	4	
-14	63455-00	C	PLATE - Rudder bar support	6	
-15	62833-17	C	WASHER - Rudder bar support	2	
<p>A - Used on PA-28-140 with serial numbers 28-20002 to 28-20520 inclusive, PA-28-150, PA-28-160 and PA-28-180 with serial numbers 28-991 to 28-1760 inclusive, and PA-28-235 with serial numbers 28-10003 to 28-10486 inclusive.</p> <p>B - Used on PA-28-140 with serial numbers 28-20002 to 28-20520 inclusive, PA-28-150, PA-28-160 and PA-28-180 with serial numbers 28-671 to 28-1760 inclusive, and PA-28-235 with serial numbers 28-10003 to 28-10486 inclusive.</p> <p>C - Used on PA-28-150, PA-28-160 and PA-28-180 with serial numbers 28-1761 and up, PA-28-235 with serial numbers 28-10487 and up, and PA-28-140 with serial numbers 28-20521 and up.</p> <p>D - Used on PA-28-140 with serial numbers 28-20002 to 28-24381 inclusive, PA-28-150, PA-28-160 and PA-28-180 with serial numbers 28-1 to 28-4856 inclusive, and PA-28-235 with serial numbers 28-10003 to 28-11043 inclusive.</p> <p>E - Used on PA-28-140 with serial numbers 28-24382 and up, PA-28-180 with serial numbers 28-4857 and up, and PA-28-235 with serial numbers 28-11040 and up.</p> <p>F - Used on PA-28-150, PA-28-160 and PA-28-180 with serial numbers 28-1761 and up, and PA-28-140 with serial numbers 28-20521 and up.</p> <p>G - Used on PA-28-235 with serial numbers 28-10487 to 28-11080 inclusive.</p> <p>W - These parts must be ordered from Service Spares Department, Piper Aircraft, Vero Beach, Florida.</p>					

When ordering, always specify Part Number, Description, and Serial Number of Aircraft

PA-28-140  
PA-28-150  
PA-28-160  
PA-28-180  
PA-28-235

**PIPER PARTS CATALOG**

Figure and Index Number	Part Number	Code	NOMENCLATURE	No. Req.	SERIAL NUMBERS AFFECTED
82-16	62744-00	B	SUPPORT ASSEMBLY - Rudder bar	1	
	63451-00	A	SUPPORT ASSEMBLY - Rudder bar	1	
-17	400 438	W	BOLT - (AN3-4A)	4	
-18	400 672	W	BOLT - (AN23-10)	2	
	690 612	W	WASHER - (NAS1149F0363P)	2	
	404 392	W	NUT - (AN320-3)	2	
	424 051	W	COTTERPIN - (AN380-2-2)	2	
-19	400 451	B,W	BOLT - (AN3-20A)	3	
	400 456	A,W	BOLT - (AN3-31A)	3	
	690 612	B,W	WASHER - (NAS1149F0363P)	3	
	404 526	W	NUT - (MS21042-3)	3	
-20	400 448	B,W	BOLT - (AN3-22A)	1	
	400 457	A	BOLT - (AN3-32A)	1	
	690 612	B,W	WASHER - (NAS1149F0363P)	1	
	404 526	W	NUT - (MS21042-3)	1	
-21	581 332		PLUG - Rudder pedal assembly	9	
-22	581 330		PLUG - Rudder pedal assembly	1	

A - Used on PA-28-150, PA-28-160 and PA-28-180 with serial numbers 28-1761 and up, PA-28-235 with serial numbers 28-10487 and up, and PA-28-140 with serial numbers 28-20521 and up

B - Used on PA-28-140 with serial numbers 28-20002 to 28-20520 inclusive, PA-28-150, PA-28-160 and PA-28-180 with serial numbers 28-1 to 28-1760 inclusive, and PA-28-235 with serial numbers 28-10003 to 28-10486 inclusive.

W - These parts must be ordered from Service Spares Department, Piper Aircraft, Vero Beach, Florida.

When ordering, always specify Part Number, Description, and Serial Number of Aircraft

PA-28-140  
PA-28-150  
PA-28-160  
PA-28-180  
PA-28-235

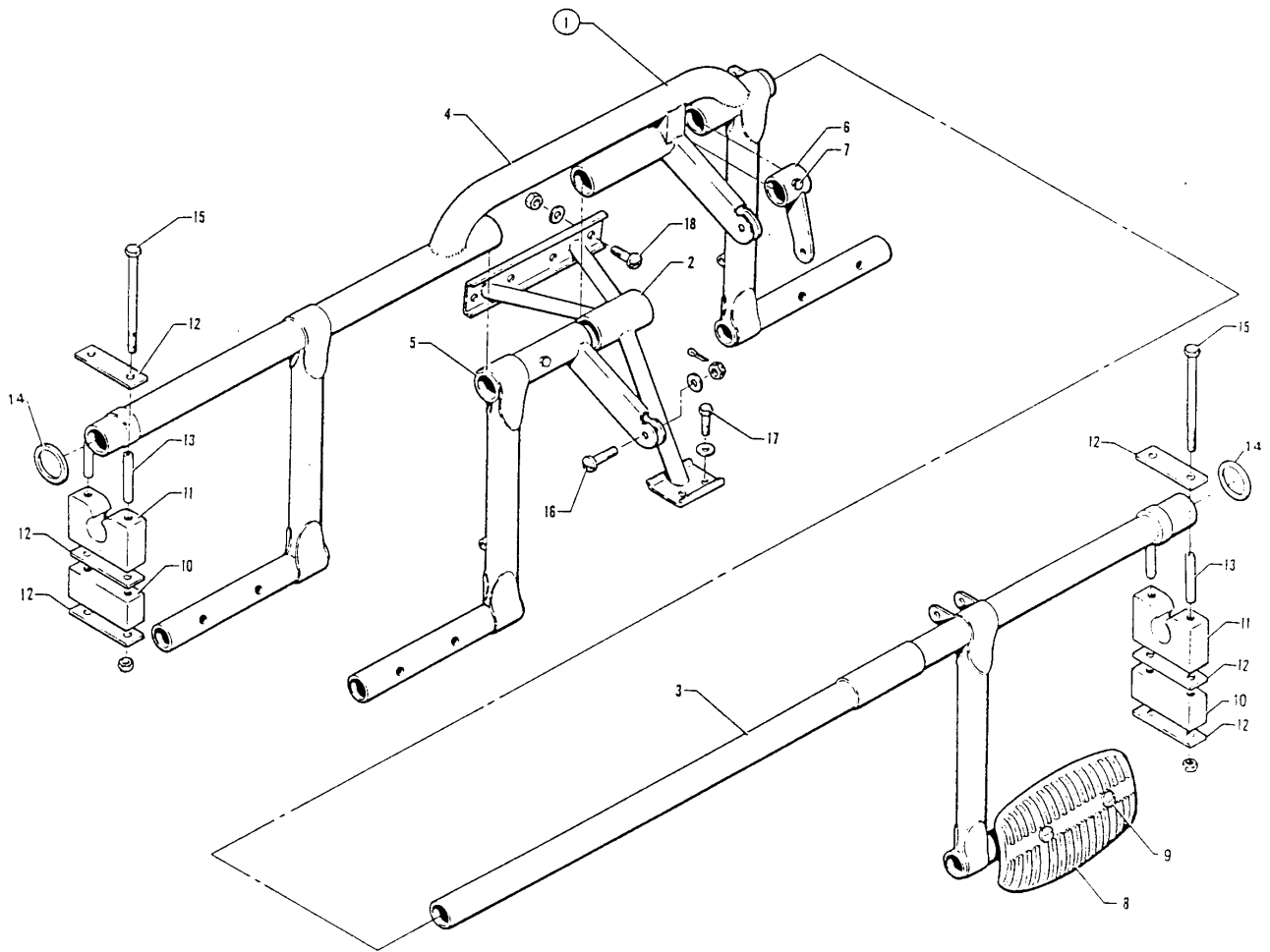


Figure 83. Rudder Pedal Installation

**PIPER PARTS CATALOG**

Figure and Index Number	Part Number	Code	NOMENCLATURE	No. Req.	SERIAL NUMBERS AFFECTED
83-	67018		DRAWING -Control System Installation		
-1	67180-03	D	RUDDER PEDAL ASSEMBLY - Complete	1	
	67180-04	E	RUDDER PEDAL ASSEMBLY - Complete	1	28R-7435001 and up
-2	67176-00		SUPPORT ASSEMBLY - Rudder bar	1	
-3	63419-00		PEDAL AND BAR ASSEMBLY	1	
4	67174-00	D	PEDAL AND BAR ASSEMBLY	1	
	67174-02	E	PEDAL AND BAR ASSEMBLY	1	28R-7435001 and up
.5	67173-00	D	PEDAL AND BAR ASSEMBLY	1	
	67173-03	E	PEDAL AND BAR ASSEMBLY	1	28R-7435001 and up
-6	67171-00		ARM ASSEMBLY -Rudder control	1	
-7	400 008	B,W	BOLT - (AN4-13A)	2	
	691 309	C	BOLT- (NAS6604-15)	2	
	690 613	W	WASHER - (NAS1149F0432P)	2	
	404 561	B,W	NUT - (MS21045-4)	2	
	404 530	C,W	NUT - (MS21042-4)	2	
-8	62866-00	A,D	PAD ASSEMBLY - Rudder control	2	
-9	400 869	A,D,W	BOLT - (AN23-17A)	4	
	690 612	A,D,W	WASHER - (NAS1149F0363P)	4	
	404 156	A,D,W	NUT - (MS21083N3)	4	
-10	63456-00		BLOCK - Rudder bar support, bottom	2	
-11	65050-00		BLOCK - Rudder bar support, top	2	
-12	63455-00		PLATE - Rudder bar support	6	
-13	65003-03		BUSHING - Rudder bar support	4	
-13A	65003-37		BUSHING	2	
-14	62833-17		WASHER - Rudder bar support	2	
-15	400 456	W	BOLT - (AN3-31A)	4	
	404 526	W	NUT - (MS21042-3)	4	
-16	400 673	W	BOLT - (AN23-11)	2	
	690 612	W	WASHER - (NAS1149F0363P)	2	
	404 392	W	NUT - (AN320-3)	2	
	424 051	W	COTTER PIN - (AN380-2-2)	2	
-17	400 438	W	BOLT - (AN3-4A)	2	
	690 612	W	WASHER - (NAS1149F0363P)	2	
-18	401 266	W	BOLT - (AN3-5A)	4	
	690 612	W	WASHER - (NAS1149F0363P)	8	
	404 526	W	NUT - (MS21042-3)	4	

A - Used if left toe brake only is installed.  
 B - Used on PA-28R-180 with serial numbers 28R-30005 to 28R-30481 inclusive, 28R-30483 to 28R-30613 inclusive.  
 C - Used on PA-28R-180 with serial numbers 28R-30614 and up, and PA-28R 200 with serial numbers 28R-30482, 28R-35001 and up.  
 D - Used on PA-28R-180 with serial numbers 28R-30005 to 28R-7130019 inclusive, and PA-28R-200 with serial numbers 28R-30482, 28R-35001 to 28R-7335455 inclusive.  
 E - Used on PA-28R-200 airplanes only.  
 W - These parts must be ordered from Service Spares Department, Piper Aircraft, Vero Beach, Florida.

When ordering, always specify Part Number, Description, and Serial Number of Aircraft



# PIPER PARTS CATALOG

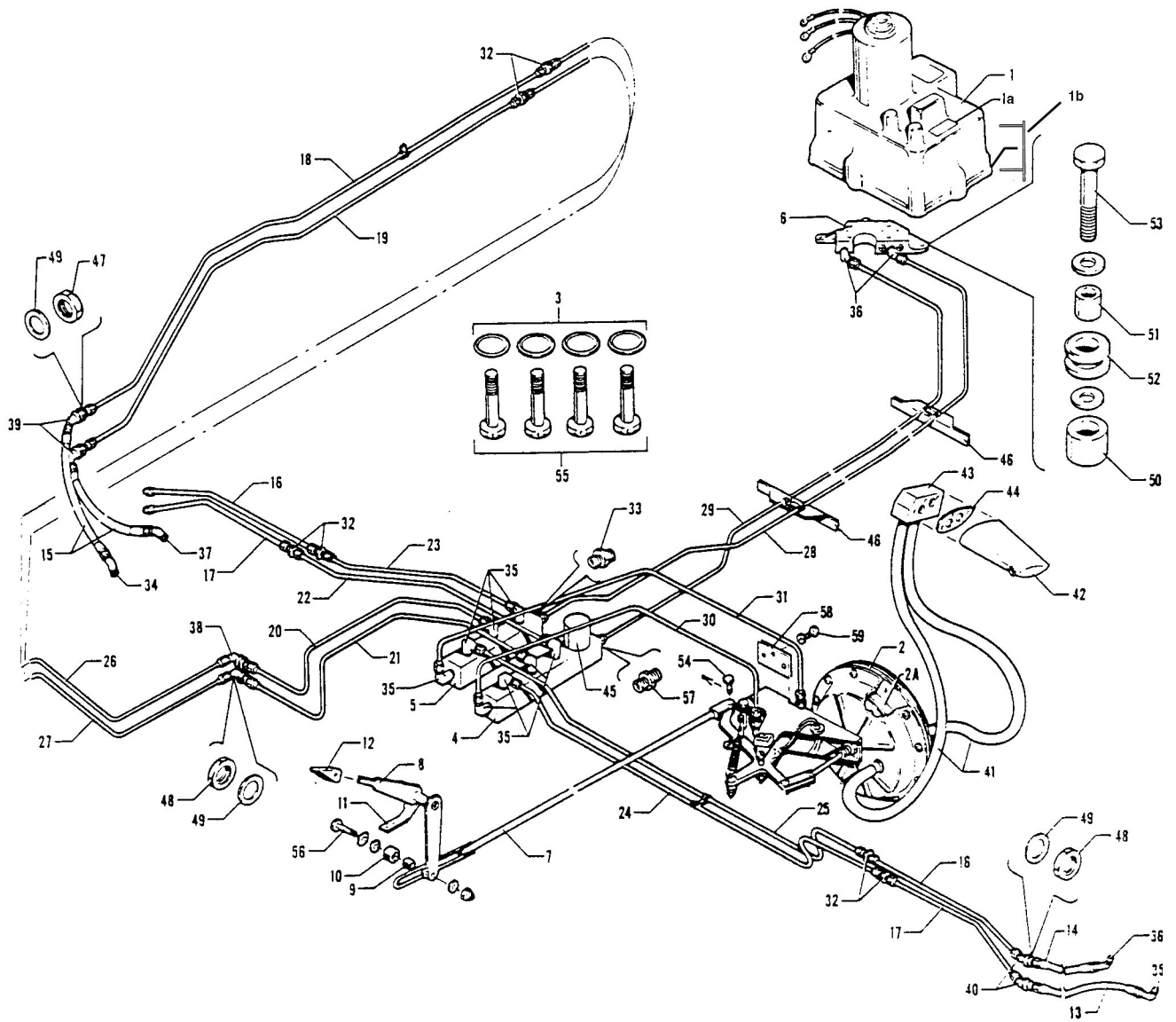


Figure 84. Hydraulic System Installation (Without SB 866 Installed)

**PIPER PARTS CATALOG**

Figure and Index Number	Part Number	Code	NOMENCLATURE	No. Req.	SERIAL NUMBERS AFFECTED
84-	67500		DRAWING - Hydraulic Landing Gear Installation		
-1	38998-3		PUMP ASSEMBLY - Hydraulic	1	
-1a	87369-22		PLACARD - Hydraulic fluid spec.	1	
-1b	38996-2		BRACKET ASSEMBLY - Hydraulic pump mount	1	30001 up to 71003 and 35001 up to 7635462
-2	492-200	K	VALVE ASSEMBLY - Gear free fall (HPC-77E4)	1	
	484-686	K	"O" Ring - Gear free fall (AN-6227-1)	1	
-2a	761 138		DIAPHRAGM REPLACEMENT KIT	1	
-3	484 788		"O" RING - Hydraulic pump mount (MS28778-6)	4	
4	67520-00		MANIFOLD - Hydraulic, left	1	
-5	67521-00		MANIFOLD - Hydraulic, right	1	
-6	38995-2		MOUNT ASSEMBLY - Hydraulic pump	1	
-7	67578-00	C	ROD ASSEMBLY - Emergency gear extender	1	
	67747-00	G	ROD ASSEMBLY - Emergency gear extender	1	
	67747-05	H	ROD ASSEMBLY - Emergency gear extender	1	28R-7235001 and up
-8	67566-00		LEVER ASSEMBLY - Emergency gear extender	1	
-9	65003-36	C	BUSHING - Emergency gear extender rod	1	
	65003-18	D	BUSHING - Emergency gear extender rod	1	
-10	63882-35	C	SLEEVE - Emergency gear extender rod	1	
-11	67583-00		SPRING - Emergency gear extender lever	1	28R-30005 to 28R-30253 incl.
	67713-00		SPRING - Emergency gear extender lever	1	28R-30254 and up
-12	22287-03	A,W	KNOB ASSEMBLY - Emergency gear lever	1	
	66980-00	B	KNOB - Emergency gear lever	1	
-13	63901-21		HOSE ASSEMBLY - Main gear cylinder	2	
-14	63901-30		HOSE ASSEMBLY - Main gear cylinder	2	
-15	63901-41	J	HOSE ASSEMBLY - Nose gear cylinder	2	
-16	67700-16		TUBE ASSEMBLY - Main gear cylinder	2	
-17	67700-07		TUBE ASSEMBLY - Main gear cylinder	2	
			A - Used on PA-28R-180 with serial number 28R-30005 to 28R-30481 inclusive, 28R-30483 to 28R-31250 inclusive, and PA-28R-200 with serial numbers 28R-30482, 28R-35001 to 28R-35600 inclusive.		
			B - Used on PA-28R-180 With serial numbers 28R-31251 and up, and PA-28R-200 with serial number 28R-35601 and up.		
			C - Used on PA-28R-180 with serial numbers 28R-30005 to 28R-30481 inclusive, 28R-30483 to 28R-31078 inclusive.		
			D - Used on PA-28R-180 with serial numbers 28R-31079 and up, and PA-28R-200 with serial numbers 28R-30482, 28R-35001 and up.		
			E - Used on PA-28R-180 with serial numbers 28R-30005 to 28R-31279 inclusive, and PA-28R-200 with serial numbers 28R-30482, 28R-35001 to 28R-7135039 inclusive.		
			F - Used on PA-28R-180 with serial numbers 28R-7130001 and up, and PA-28R-200 with serial numbers 28R-7135040 and up.		
			G - Used on PA-28R-180 with serial numbers 28R-30005 to 28R-7130019 inclusive, and PA-28R-200 with serial number 28R-30482, 28R-35001 to 28R-7135238 inclusive.		
			H - Used on PA-28R-200 airplanes only.		
			J - Reference the latest version of Service Bulletin 611 for information on hose assembly inspection and replacement.		
			K - Caution: Valve assembly and "O" ring required only if Kit 765-303, back up gear extender removal, has been installed per Service Bulletin 866.		
			W - These parts must be ordered from Service Spares Department, Piper Aircraft, Lock Haven, Penna.		

When ordering, always specify Part Number, Description, and Serial Number of Aircraft

**PIPER PARTS CATALOG**

Figure and Index Number	Part Number	Code	NOMENCLATURE	No. Req.	SERIAL NUMBERS AFFECTED
84-18	67700-09	E	TUBE ASSEMBLY - Nose gear cylinoer, top	1	
	67700-60	F	TUBE ASSEMBLY - Nose gear cylinder, too	1	28R-7235001 and up
-19	67700-08	E	TUBE ASSEMBLY - Nose gear cylinder, bottom	1	
	67700-59	F	TUBE ASSEMBLY - Nose gear cylinder, bottom	1	28R-7235001 and up
-20	67700-15		TUBE ASSEMBLY - Nose gear to left manifold	1	
-21	67700-14		TUBE ASSEMBLY - Nose gear to right manifold	1	
-22	67700-16		TUBE ASSEMBLY - Main gear to left manifold	1	
-23	67700-17		TUBE ASSEMBLY - Main gear to right manifold	1	
-24	67700-31		TUBE ASSEMBLY - Main gear to left manifold	1	
-25	67700-19		TUBE ASSEMBLY - Main gear to right manifold	1	
-26	67700-21	E	TUBE ASSEMBLY - Nose gear, top	1	
	67700-61	F	TUBE ASSEMBLY - Nose gear, top	1	28R-7235001 and up
-27	67700-22	E	TUBE ASSEMBLY - Nose gear, bottom	1	
	67700-62	F	TUBE ASSEMBLY - Nose gear, bottom	1	28R-7235001 and up
-28	67700-24		TUBE ASSEMBLY - Hydraulic pump to left manifold	1	
-29	67700-23		TUBE ASSEMBLY - Hydraulic pump to right manifold	1	
-30	67700-34		TUBE ASSEMBLY - Hydraulic valve to left manifold	1	
-31	67700-35		TUBE ASSEMBLY - Hydraulic valve to right manifold	1	
-32	491 050	W	UNION - (AN8 15-4D )	6	
-33	476 648	W	NIPPLE - (AN816-4D)	1	
-34	67524-00		ELBOW - Restricted	1	
-35	458 894	W	ELBOW - (AN822-4D)	10	
-36	558 806	W	ELBOW - (MS20823-4D)	4	
-37	559 082		ELBOW - (MS20823-4)	1	
-38	458 900	W	ELBOW - (AN833-4D)	2	
-39	458 938	A,W	ELBOW - (AS1040-0404)	2	
	458 934	B,W	ELBOW - (AN833-4)	2	
-40	458 910	W	ELBOW - (AS1040D0404)	4	
-41	63913-66		HOSE- Flexible, vacuum	2	
-42	67559-00	C	HEAD - Pressure vacuum (unheated)	1	
	67731-00	D	HEAD - Pressure vacuum (unheated)	1	
	67738-00		HEAD ASSEMBLY - Pressure vacuum (heated)	1	
-43	67589-00	C	BLOCK ASSEMBLY - Vacuum head	1	
	67743-02	D	BLOCK ASSEMBLY - Vacuum head (for heated head)	1	
-44	67588-00	C	GASKET - Vacuum head block	2	
	67732-00	D	GASKET - Vacuum head block	2	
	67732-00		GASKET - Vacuum head block (for heated head)	2	

- A - Used on PA-28R-180 with serial numbers 28R-30005 to 28R-30481 inclusive, 28R-30483 to 28R-31090 inclusive.
- B - Used on PA-28R-200 with serial numbers 28R-30482, 28R-35001 and up.
- C - Used on PA-28R-180 with serial numbers 28R-30005 to 28R-30481 inclusive, 28R-30483 to 28R-30878 inclusive.
- D - Used on PA-28R-180 with serial numbers 28R-30879 and up, and PA-28R-200 with serial numbers 28R-30482, 28R-35001 and up.
- E - Used on PA-28R-180 with serial numbei~ 28R-30005 to 28R-7130019 inclusive, and PA-28R-200 with serial numbers 28R-30482, 28R-35001 to 28R-7135238 inclusive.
- F - Used on PA-28R-200 airplanes only.
- W - These parts must be ordered from Service Spares Department, Piper Aircraft, Lock Haven, Penna.

When ordering, always specify Part Number, Description, and Serial Number of Aircraft

**PIPER PARTS CATALOG**

Figure and Index Number	Part Number	Code	NOMENCLATURE	No. Req.	SERIAL NUMBERS AFFECTED
84-45	487-937		SWITCH - Pressure (211C243-3	1	
-46	67534-00		ANGLE ASSEMBLY - Hydraulic line	2	
-47	477 629	W	NUT - (AN924-4)	2	
-48	477 618	W	NUT - (AN924-4D)	6	
-49	690 630	W	WASHER - (NAS1149F0763P)	8	
-50	65003-21		BUSHING - Hydraulic pump mount	3	
-51	65003-30		BUSHING - Hydraulic pump mount	3	
-52	434 120		GROMMET - (AN931-B4-7)	3	
-53	400 443	W	BOLT - (AN3-12A)	3	
	494 192		WASHER - (5712-45)	6	
-54	424 139	A	PIN - Flathead (MS20392-1C13)	1	
	690 621	A,W	WASHER - (NAS1149F0N416P)	1	
	424 077	A	PIN - Cotter (AN381-2-5)	1	
-55	401 300		BOLT - (AN44-13A)	4	
-56	400 440	A,W	BOLT - (AN3-6A)	1	
	400 438	B	BOLT - (AN3-4A)	1	
	690 609	W	WASHER - (NAS1149F0332P)	2	
	494 133		WASHER - (1/4l. D. Nylon)	2	
	404 526	W	NUT - (MS21042-3)	1	
-57	476 648	W	NIPPLE - (AN816-4D)	1	
	67600-00		NIPPLE - Restricted	1	
-58	67749-00	B	GUIDE ASSEMBLY - Diaphragm rod	1	
-59	400 437	W	BOLT- (AN3-3A)	2	
	690 609	W	WASHER- (NAS1149F0332P)	2	
	404 526	W	NUT - (MS21042-3)	2	

A - Used on PA-28R-180 with serial numbers 28R-30005 to 28R-30481 inclusive, 28R-30483 to 28R-31078 inclusive.  
 B - Used on PA-28R-180 with serial numbers 28R-31079 and up, and PA-28R-200 with serial numbers 28R-30482, 28R-35001 and up.  
 W - These parts must be ordered from Service Spares Department, Piper Aircraft, Vero Beach, Florida.

When ordering, always specify Part Number, Description, and Serial Number of Aircraft

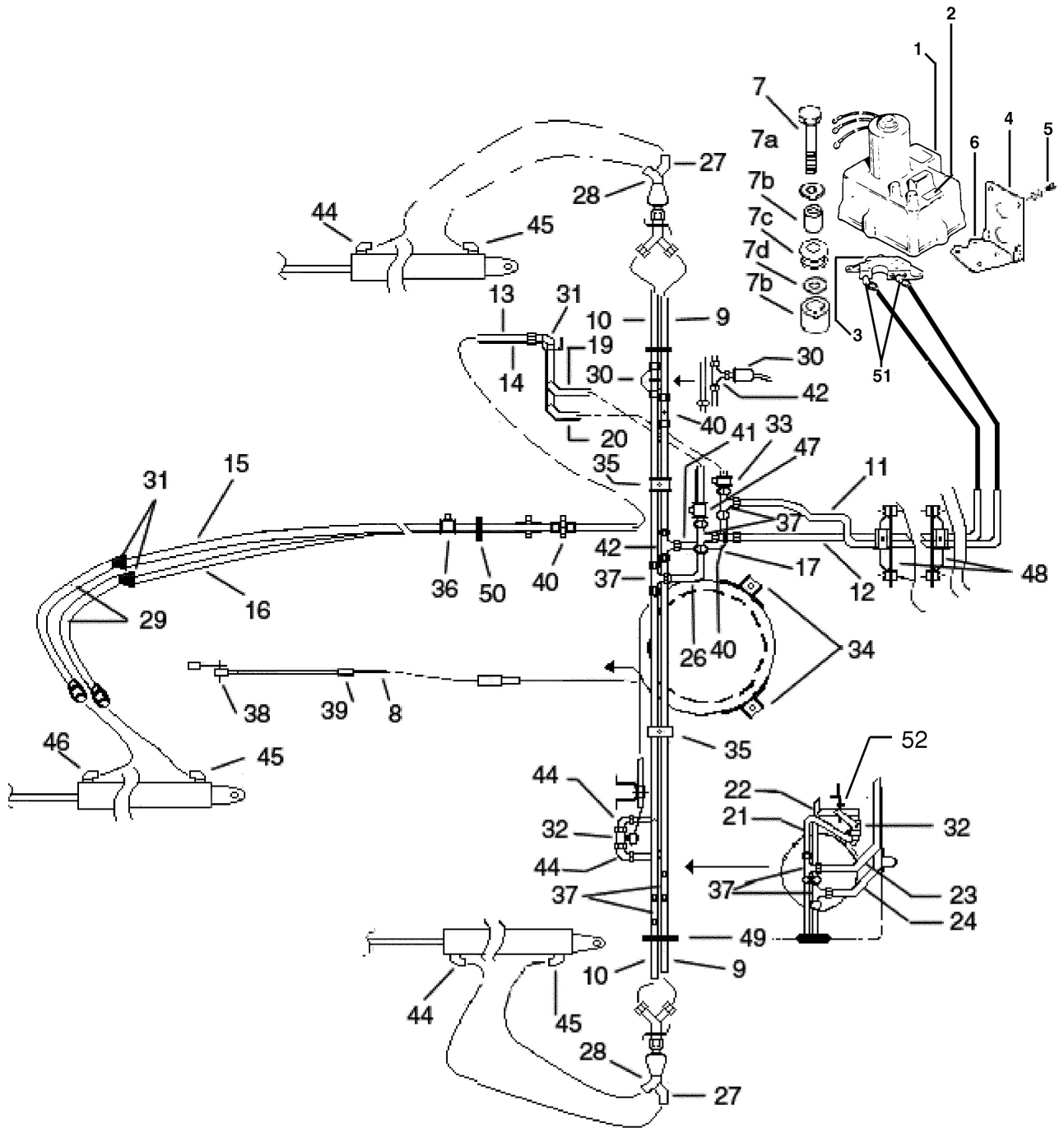


Figure 84a. Hydraulic System Installation (With SB 866 Installed)  
 (PA28R-180 - Serial Nos. 28R-30004 thru 28R-7130013)  
 (PA28R-200 - Serial Nos. 28R-35001 thru 28R-7635545)

## PIPER PARTS CATALOG

Figure and Index Number	Part Number	Code	NOMENCLATURE	No. Req.	SERIAL NUMBERS AFFECTED
84A	67500		DRAWING- Hydraulic Landing Gear Installation		
-1	96671-02		PUMP ASSEMBLY - Hydraulic	1	
-2	761-834		* PLACARD - Hydraulic fluid spec.	1	
-3	67532-00		MOUNT ASSEMBLY - Hydraulic pump	1	
	96902-00		MOUNT ASSEMBLY - Hydraulic pump	1	
-4	38996-002		BRACKET ASSEMBLY Hydraulic pump mount	1	
-5	401-986		* BOLT - (MS20074-06-05)	2	
	401-986		* BOLT - (MS20074-06-05)	2	
	690-629		* WASHER - (NAS1149F0663P)	2	
-6	414-588		SCREW - (MS24693-S29B)	4	
-7	400-443		BOLT - (AN3-13A) Shock Mount Assembly	3	
-7a	594-192		* WASHER - (5712-45)	6	
-7b	65503-21		* SPACER - Hydraulic Pump Mount	3	
-7c	434-120		* GROMMET - (MS35489-64)	3	
-7d	65003-30		* SPACER - Hydraulic Pump Mount	3	
-8	653-338		CABLE ASSEMBLY (PS50146-16-4)	1	
-9	67700-431		TUBE ASSEMBLY	2	
-10	67700-432		TUBE ASSEMBLY	2	
-11	67700-23		TUBE ASSEMBLY	1	
-12	67700-24		TUBE ASSEMBLY	1	
-13	67700-61		TUBE ASSEMBLY	1	
-14	67700-62		TUBE ASSEMBLY	1	
-15	67700-181		TUBE ASSEMBLY	1	
-16	67700-182		TUBE ASSEMBLY	1	
-17	67700-303		TUBE ASSEMBLY	1	
-18	67700-307		TUBE ASSEMBLY	1	
-19	67700-342		TUBE ASSEMBLY	1	
-20	67700-343		TUBE ASSEMBLY	1	
-21	67700-410		TUBE ASSEMBLY	1	
-22	67700-411		TUBE ASSEMBLY	1	
-23	67700-412		TUBE ASSEMBLY	1	
-24	67700-413		TUBE ASSEMBLY	1	
-25	67700-414		TUBE ASSEMBLY	1	
-26	67700-415		TUBE ASSEMBLY	1	
-27	63901-28		HOSE ASSEMBLY	2	
-28	63901-09		HOSE ASSEMBLY	2	
-29	63901-41		HOSE ASSEMBLY	2	
-30	587-847		SWITCH - Pressure (211C243-12)	1	
-31	458-934		ELBOW - (AN833-4)	2	
-31a	477-887		* NUT - (AN924-4D)	2	
-31b	690-630		* WASHER - (AN960-716)	2	
-32	89375-0		VALVE ASSEMBLY - Landing Gear Frefall	1	
-32a	411-532		* SCREW - (MS35207-263)	2	
-32b	654-096		* CLAMP - (PS10017-10)	2	
-32c	690-612		* WASHER - (NAS1149F0362P)	6	
-33	63900-2-4		SPACER	1	
-33a	454-929		* CLAMP - (PS10017-2-4)	1	
-33b	411-534		* SCREW - (MS35207-265)	1	
-33c	690-612		* WASHER - (NAS1149F0362P)	3	
-33d	404-526		* NUT - (MS1042-3)	1	
-34	454-931		CLAMP	5	
-34a	411-531		*SCREW - (MS35207-262)	2	
-34b	404-526		* WASHER - (NAS1149F0362PL)	2	
-34c	404-526		* NUT - (MS21042-3)	2	
-35	454-929		CLAMP - (PS10017-2-4)	2	
-35a	411-536		* SCREW - (MS35207-276)	2	
-35b	690-612		* WASHER - (AN960-10)	2	

When ordering, always specify Part Number, Description, and Serial Number of Aircraft

**PIPER PARTS CATALOG**

Figure and Index Number	Part Number	Code	NOMENCLATURE	No. Req.	SERIAL NUMBERS AFFECTED
84a-					
-35c	404-526		* NUT - (MS1042-3)	4	
-35d	65003-21		* SPACER	2	
-36	454-929		CLAMP - (PS10017-2-4)	1	
-36a	411-531		* SCREW - (MS35207-262)	1	
-36b	404-526		* NUT - (MS1042-3)	1	
-37	488-320		TEE - (AN824-4D)	7	
-38	452-606		ROD END - (PS10020-16-2)	1	
-38a	400-443		* BOLT - (AN3-13A)	1	
-38b	404-526		* WASHER - (AN960-10L)	3	
-38c	407-124		* LOCK WASHER - (AN 935-10L)	1	
-38d	404-224		* JAM NUT - (AN 315-3R)	1	
-39	69012-0		CLAMP	1	
-39a	400-440		* BOLT - (AN 3-4A)	1	
-39b	69011-0		* LUG	1	
-40	491-050		COUPLING - (AN 910-4D)	3	
-41	455-173		UNION - (AN 910-1D)	2	
-42	488-320		TEE - (AN 825-4D)	1	
-43	458-910		ELBOW - (AN 837-4D)	4	
-43a	477-618		* NUT - (AN 924-4D)	6	
-43b	690-630		* WASHER - (AN 960-716)	14	
-44	458-894		ELBOW - (AN 822-4D)	4	
-45	458-865		ELBOW - (AN 823-4D)	4	
-46	67524		ELBOW - (Restricted)	1	
-47	63900-64		SPACER	1	
-47a	411-581		* SCREW - (AN 960-10)	1	
-47b	690-612		* CLAMP - (PS 10017-2-4)	1	
-47c	454-929		* NUT - (MS 20365-1032C)	1	
-47d	407-800		* WASHER - (AN 970-3)	1	
-48	67534		BRACKET	2	
-48a	690-612		* CLAMP - (PS 10017-2-4)	2	
-48b	411-535		* SCREW - (MS35206-245)	2	
-49	434-142		GROMMET - (MS35489-22)	2	
-50	63975		GROMMET	1	
-51	458-891	W	ELBOW - (AN823-4D)	4	
-52	89374-00		FREE FALL - Valve Lever Hardware	1	
-52a			* SLEEVE - (NTS 28-1-C)	1	
-52b			* SET SCREW - (MS 325206-214)	1	
			W- These parts must be ordered from Service Spares Department, Piper Aircraft, Lock Haven, Penna.		

When ordering, always specify Part Number, Description, and Serial Number of Aircraft

---

# PIPER PARTS CATALOG

---

3H19  
INTENTIONALLY LEFT BLANK