



CHEROKEE
PARTS CATALOG

PA-28-140

PA-28-150

PA 28-160

PA-28-180

PA-28-235

PA-28R-180

PA-28R-200

PIPER AIRCRAFT CORPORATION

PIPER PARTS CATALOG

REVISION STATUS

The information compiled in this Parts Catalog will be kept current by revisions distributed periodically.
Current Revisions to this PA-28 and PA-28R Parts Catalog issued August 16, 1973 are as follows:

753 582 (PR750815)	Dated August 1975
753 582 (PR760430)	Dated April 1976
753 582 (PR760831)	Dated August 1976
753 582 (PR770304)	Dated March 1977
753 582 (PR770715)	Dated July 1977
753 582 (PR780908)	Dated September 1978
753 582 (PR790405)	Dated April 1979
753 582 (PR800520)	Dated May 1980
753-582 (PR040610)	Dated June 10, 2004
753 582 (PR071210)	Dated December 2007
753 582 (PR080310)	Dated March 2008
753 582 (PR080610)	Dated June 2008
753 582 (PR080910)	Dated September 2008
753 582 (PR090310)	Dated June 2009

* Piper has ceased production of all Aerofiche (i.e.,) products. Parts Catalog subscriptions are available exclusive from Avantext. Inc. (www.Avantext.com) on CD-Rom or DVD. The CDs/DVDs include applicable Service Bulletins and Service Letters.

WARNING

The information contained in this manual is periodically revised. Piper Aircraft Corporation urges all users of this manual to keep it current. Contact your nearest Piper Aircraft Corporation distributor to arrange for a subscription to future revisions.

MAINTENANCE ALERT

Refer to PIPER Service Letter No. 1041
Accident/Incident Reporting

PIPER PARTS CATALOG

INTRODUCTION

This illustrated Parts Catalog provides simple, positive identification of replacement parts for the Piper Model PA-28 CHEROKEE -151/161 manufactured by the Piper Aircraft Corporation of Vero Beach, Florida.

NOTE: DO NOT USE THIS CATALOG FOR RIGGING AND INSTALLATION PURPOSES.

1. The catalog is divided into thirteen major sections as follows:
 - a. Section I to XII inclusive contains all replacement parts for the complete airplane. Each section is subdivided and each division includes an illustration and a parts listing.
 - b. Section XIII is the Miscellaneous Group. This group includes an illustration and parts list for the Placards and Exterior Stencils, a listing of the Optional Equipment Kits, Repair kits and Special Tools, and a listing of Miscellaneous Hardware and Consumables.
2. The following is a brief explanation of the columns in the parts lists: (Refer to EXAMPLE below).
 - a. The FIGURE AND INDEX NUMBER column indicates the illustration figure number and its part index number. EXAMPLE: (2-1), the 2 is the figure number and the 1 is the index number. The figure number appears only at the top of each parts list page.
 - b. The PART NUMBER column contains the identifying number of the replacement part and this number must be shown on all parts orders.
 - c. The CODE column is for the purpose of indicating special uses of the part. An explanation of the letter code used is shown on the grid (page) preceding each parts listing and pertains to that listing only.

**ALL PARTS WITH A "W" MUST BE PURCHASED FROM PIPER
AIRCRAFT CORPORATION, VERO BEACH, FLORIDA**

- d. The NOMENCLATURE column indicates the part name. This name must be shown on all parts orders.
- e. The NO. REQ. (Number Required) column represents the total quantity of parts used per figure when the part is not indented and the quantity of parts used per assembly when the part is indented. The symbol AR listed in this column means As Required.
- f. The SERIAL NUMBERS AFFECTED column indicates the part application by airplane serial number. Unless otherwise noted, serial numbers listed with the model year and up (ex. 28-7716001 and up) are intended to include the new style of serial numbers that do not reference the model year (ex. 2816001 and up).

EXAMPLE

Figure and Index Number	Part Number	Code	NOMENCLATURE	No. Req.	SERIAL NUMBERS AFFECTED
2-1	XXXXX-XX		DOOR ASSEMBLY - Baggage compartment	X	
-2	XXXXX-XX		* TUBE ASSEMBLY - Baggage door latch	X	
-3	XXXXX-XX		** CLEVIS - Door latch tube assembly	X	
-4	XXXXX-XX		** CLIP - Door latch tube assembly	X	

In the nomenclature column, the next higher assembly relationship of items covered is shown by the degree of indention of each item and is indicated by an asterisk (*). One asterisk signifies one indention, two signifies two indentions, etc. The example listing above is interpreted as follows:

If the DOOR ASSEMBLY (not indented) is ordered, it will include the three items indented under the DOOR ASSEMBLY.

If the TUBE ASSEMBLY (indented one space) is ordered, it will include the two items indented under the TUBE ASSEMBLY.

If you want only a CLEVIS or CLIP, you order only that item.

PIPER PARTS CATALOG

GRID NUMBERING

Piper has ceased production of all Aerofiche (i.e., microfiche) products. The Aerofiche grid numbers will be removed in the next complete revision. In the interim, as partial revisions occur, the Aerofiche grid numbering system may be modified, as explained below, to simplify production.

Deviations from the legacy Aerofiche grid numbering system will occur when it becomes necessary to add pages to the manual and will typically take two forms:

A. Inserting pages between two existing grids in the same row.

When inserting two pages between the existing grids 1A8 and 1A9, the two new pages will be numbered 1A8A and 1A8B.

B. Inserting pages at the end of an Aerofiche grid row.

The legacy Aerofiche grid numbering system limited page numbers in a row to a maximum of 24 (i.e., row 1A would be numbered 1A1-1A24). That limit no longer applies. Accordingly, if two pages need to be added between any existing grid row end and grid row start (i.e., 1A24 and 1B1), the new pages will simply be numbered 1A25 and 1A26.

HOW TO IDENTIFY A PART IF YOU KNOW WHAT IT LOOKS LIKE AND KNOW WHERE IT IS LOCATED

1. Refer to Figure 1 to determine the section number in which the part is used.
2. Refer to the Table of Contents and locate the section. Note the figure numbers that illustrate the various subgroups of this main section. Select the figure title you think might contain the part you wish to identify and proceed to the grid (page) specified. If you don't find the part on this illustration, try another figure in this group.
3. Refer to Figure and Index Number in the parts listing for description of the part.

HOW TO ORDER PARTS

When ordering parts for your Piper airplane, please observe the following instructions:

1. Place your order with your local distributor or service center.
2. Specify the model and serial number of your airplane.
3. Specify Part Number, Name, Type and Quantity Required.
4. Specify the method of shipment — freight, express, parcel post, air express, air freight or air parcel post. Where the nature of the shipment requires it or when no instructions are given, we reserve the right to ship the most suitable way.
5. Request price and delivery information prior to order placement.

GENERAL INFORMATION

1. Shortages
All orders are checked before leaving our Shipping Department. A packing slip is enclosed with the shipment. Claims for errors or shortages must be made within three days after receipt of orders.
2. Returned Goods
No material should be returned without first securing written permission. Material sent in without notice will be held at the owner's risk for thirty days and will then be disposed of as we see fit.

Transportation charges must be prepaid on returned goods or the shipment will be refused.
3. Transportation Liabilities
Piper Aircraft, Inc. cannot be held liable for damages to parts in transit from the factory. If a shipment is received in a damaged condition, have the delivery man or transportation company make a notation of the damage and file your claim with the carrier. In case of concealed damage, do not attempt to remove the part from the shipping container, or try to repair the damage, call the carrier and have their claim agent inspect the damage before filing your claim with the carrier.
4. Components
Components listed in this Parts Catalog are used on all configurations unless otherwise noted.

PIPER PARTS CATALOG

PA-28 AND PA-28R SERIAL NUMBER INFORMATION

The following information should be kept in mind when ordering from this catalog:

a. The serial numbers of the aircraft covered by this Part Catalog are as follows:

- (1) Serial numbers of the 1961 PA-28-150 and PA-28-160 Cherokee Models are 28-1 to 28-84 inclusive.
 - (2) Serial numbers of the 1962 PA-28-150 and PA-28-160 Cherokee Models are 28-85 to 28-670 inclusive.
 - (3) Serial numbers of the 1963 and 1964 PA-28-150 and PA-28-160 Cherokee "B" Models are 28-725 to 28-1760 inclusive.
 - (4) Serial numbers of the 1963 and 1964 PA-28-180 Cherokee "B" Models are 28-671 to 28-1760 inclusive.
 - (5) Serial numbers of the 1965, 1966 and 1967 PA-28-150, PA-28-160 and PA-28-180 Cherokee "C" Models are 28-1761 to 28-4377 inclusive.
 - (6) Serial numbers of the 1968 and 1969 PA-28-180 Cherokee "D" Models are 28-4378 to 28-5600 inclusive.
 - (7) Serial numbers of the 1970 PA-28-180 Cherokee "E" Models are 28-5601 to 28-5869 inclusive.
 - (8) Serial numbers of the 1971 PA-28-180 Cherokee "F" Models are 28-7105001 to 28-7105244 inclusive.
 - (9) Serial numbers of the 1972 PA-28-180 Cherokee "G" Models are 28-7205001 to 28-7205328 inclusive.
 - (10) Serial numbers of the 1973 PA-28-180 Cherokee Challenger Models are 28-7305001 to 28-7305611 inclusive, and 28-13.

(SEE NOTE)

- (11) Serial numbers of the 1974 PA-28-180 Cherokee Archer Models are 28-7405001 to 28-7405290 inclusive.
- (12) Serial numbers of the 1975 PA-28-180 Cherokee Archer Models are 28-7505001 to 28-7505261 inclusive.
- (13) Serial numbers of the 1965, 1966, 1967 and 1968 PA-28-140 Cherokee Models are 28-20002 to 28-24999 inclusive.
- (14) Serial numbers of the 1969 PA-28-140 Cherokee "B" Models are 28-25001 to 28-26400 inclusive.
- (15) Serial numbers of the 1970 PA-28-140 Cherokee "C" Models are 28-26401 to 28-26956 inclusive.
- (16) Serial numbers of the 1971 PA-28-140 Cherokee "D" Models are 28-7125001 to 28-7125651 inclusive.
- (17) Serial numbers of the 1972 PA-28-140 Cherokee "E" Models are 28-7225001 to 28-7225612 inclusive.
- (18) Serial numbers of the 1973 PA-28-140 Cherokee Cruiser Models are 28-7325001 to 28-7325684 inclusive.
- (19) Serial numbers of the 1974 PA-28-140 Cherokee Cruiser Model are 28-7425001 to 28-7425454 inclusive.
- (20) Serial numbers of the 1975 PA-28-140 Cherokee Cruiser Models are 28-7525001 to 28-7525350 inclusive.
- (21) Serial numbers of the 1976 PA-28-140 Cherokee Cruiser Models are 28-7625001 to 28-7625275 inclusive.
- (22) Serial numbers of the 1977 PA-28-140 Cherokee Cruiser Models are 28-7725001 to 28-7725290 inclusive.
- (23) Serial numbers of the 1964, 1965 and 1966 PA-28-235 Cherokee Models are 28-10003 to 28-10719 inclusive.
- (24) Serial numbers of the 1967 and 1968 PA-28-235 Cherokee "B" Models are 28-10720 to 28-11039 inclusive.
- (25) Serial numbers of the 1969 PA-28-235 Cherokee "C" Model are 28-11040 to 28-11300 inclusive.
- (26) Serial numbers of the 1970 PA-28-235 Cherokee "D" Models are 28-11301 to 28-11393 inclusive.
- (27) Serial numbers of the 1971 PA-28-235 Cherokee "E" Models are 28-7110001 to 28-7110042 inclusive.
- (28) Serial numbers of the 1972 PA-28-235 Cherokee "F" Models are 28-7210001 to 28-7210033 inclusive.
- (29) Serial numbers of the 1973 PA-28-235 Cherokee Charger Models are 28-7310001 to 28-7310187 inclusive, and 28-E11.

(SEE NOTE)

- (30) Serial numbers of the 1974 PA-28-235 Cherokee Pathfinder Models are 28-7410001 to 28-7410120 inclusive.
- (31) Serial numbers of the 1975 PA-28-235 Cherokee Pathfinder Models are 28-7510001 to 28-7510145 inclusive.
- (32) Serial numbers of the 1976 PA-28-235 Cherokee Pathfinder Models are 28-7610001 to 28-7610206 inclusive.
- (33) Serial numbers of the 1977 PA-28-235 Cherokee Pathfinder Models are 28-7710001 to 28-7710089 inclusive.

NOTES: 1. PA-28-180 with serial number 28-E13 and PA-28-235 with serial number 28-E11 are not referenced in the various Parts Lists throughout this catalog.

a. PA-28-180 with serial number 28-E13 is to be serviced the same as serial number 28-7305001.

b. PA-28-235 with serial number 28-E11 is to be serviced the same as serial number 28-7310001.

2. Refer to grid page (1A7) for an explanation of the various serial numbers that were used and appear on the manufacturer's identification plate.

PIPER PARTS CATALOG

PA-28 AND PA-28R SERIAL NUMBER INFORMATION (cont.)

- (34) Serial numbers of the 1968 and 1969 PA-28R-180 Cherokee Arrow Models are 28R-30005 to 28R-30481 inclusive, and 28R-30005 to 28R-30481 inclusive, and 28R-30483 to 28R-31250 inclusive.
- (35) Serial numbers of the 1970 PA-28R-180 Cherokee Arrow Models are 28R-31251 to 28R-31279 inclusive.
- (36) Serial numbers of the 1971 PA-28R-180 Cherokee Arrow "B" Models are 28R-7130001 to 28R-7130029 inclusive.
- (37) Serial numbers of the 1969 and 1970 PA-28R-200 Cherokee Arrow Models are 28R-30482, 28R-35001 to 28R-35830 inclusive.
- (38) Serial numbers of the 1971 PA-28R-200 Cherokee Arrow "B" Models are 28R-7135001 to 28R-7135238 inclusive
- (39) Serial numbers of the 1972 PA-28R-200 Arrow II Models are 28R-7335001 to 28R-7235330 inclusive,
- (40) Serial numbers of the 1973 PA-28R-200 Arrow II Models are 28R-7335001 to 28R-7335455 inclusive.
- (41) Serial numbers of the 1974 PA-28R-200 Arrow I Models are 28R-7435001 to 28R-7435331 inclusive.
- (42) Serial numbers of the 1975 PA-28R-200 Arrow II Models are 28R-7535001 to 28R-7535383 inclusive.
- (43) Serial numbers of the 1976 PA-28R-200 Arrow II Models are 28R-7635001 to 28R-7635545 inclusive.

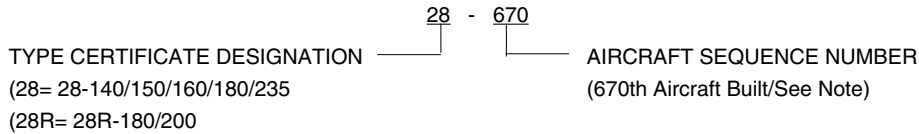
NOTE: Refer to grid page (1A7) for an explanation of the various serial numbers that were used and appear on the manufacturer's identification plate.

PIPER PARTS CATALOG

PA-28/28R SERIAL NUMBER EXPLANATION

For aircraft manufactured prior to 1971 model year, the Serial Number on the Manufacturer's Identification Plate is based on a 2-number set system. The first number set defines the Type Certificate Designation while the second set is the Aircraft Sequence Number.

EXAMPLE - Aircraft manufactured prior to 1971 model year.

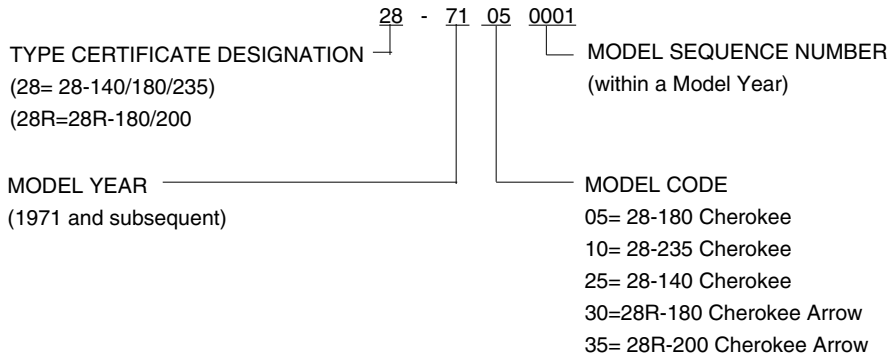


NOTE:

- a. Aircraft Sequence Numbers for PA-28-150/160/180 are 1 thru 5869 inclusive.
- b. Aircraft Sequence Numbers for PA-28-235 are 10003 thru 11393 inclusive.
- c. Aircraft Sequence Numbers for PA-28-140 are 20002 thru 26956 inclusive.
- d. Aircraft Sequence Numbers for PA-28R-180 and PA-28R-200 are 30005 thru 35830 inclusive.

For aircraft manufactured in 1971 model year and subsequent, the Serial Number on the Manufacturer's Identification Plate is based on a 4-number set system. The first number set defines the Type Certificate Designation, the second set is the Model Year, the third set is the Model Code, while the fourth set is the Model Sequence Number (within a model year).

EXAMPLE - Aircraft manufactured in 1971 model year and subsequent.



PIPER PARTS CATALOG

STANDARD PAINT CHART

EXTERIOR	MFG. NO.	PIPER PART NUMBER	
		QUART	GALLON
ENAMEL			
Daytona	J-9545	751 700	751 701
Bahama Blue	H-9170	751 714	751 715
Phoenix	W-3557	754 718	754 719
Portland Green	W-3558	754 724	754 725
Pontiac Red	W-3665	754 716	754 717
El Paso Brown (Metallic)	W-8433	754 737	754 738
Tampa Green (Metallic)	W-8427	754 739	754 740
Newport Blue (Metallic)	W-8430	754 741	754 742
ACRYLIC LACQUER			
Pontiac Red	B-7943	4175 592	1175 592
Tampa Green	B-5430	4175 360	1175 360
Newport Blue	B-5501	4175 434	1175 434
Monterey Maroon (base coat)	K-2789	4175 441	1175 441
Monterey Maroon (top coat)	B-5480	4175 437	1175 437
Juneau White	B-7784-A	4175 657	1175 657
Lakeland Blue	B-5440	4175 433	1175 433
Orlando Green	B-5490	4175 361	1175 361
Mocha Tan	B-5450	4175 627	1175 627
Denver Brown (base coat)	K-2790	4175 299	1175 299
Denver Brown (top coat)	B-5460	4175 409	1175
Madrid Red	B-5511	4175 593	1175
Dakota Black	H-6117-R	4175 373	1175 373
Beaumont Blue	B-5530	4175 435	1175 435
Bahama Blue	B-9170	4175 436	1175 436
Bimini Turquoise	B-9915	4175 438	1175 438
Nassau Turquoise	B-9914	4175 439	1175 439
Reno Gold	B-9916	4175 345	1175 345
Lincoln Gray	B-7919	4175 362	1175 362
Dallas Yellow	Y-5783	4175 701	1175 701
Ocala Orange (base coat)	P-7946	4175 499	1175 499
Ocala Orange (top coat)	C-2065-A	4175 500	1175 500
Polar Gray	Y-6100-R	4175 341	1175 341
Las Vegas Gold	G-2124-A	4175 332	1175 332
Avocado	G-2352	4175 331	1175 331
Thinner	B-5408-B	4179 102	1179 402
SPRAY PAINT FOR THERMOPLASTIC INTERIOR TRIM PANELS		(Offered only in 16-ounce aerosol cans)	
Avocado Green		766-007	
White		766-008	
Tan		766-009	
Red		766-010	
Dark Blue		766-011	
Light Blue		766-012	
Sandstone		766-013	
Gloss Black		766-014	
Dark Brown		766-015	
Brown		766-016	
Blue-Green		766-017	
Optical Flat Black		766-018	

TABLE OF CONTENTS

FIGURE NUMBER	FIGURE TITLE	GRID NUMBER
	SECTION II (cont.) FUSELAGE GROUP	
27A	Cockpit Finishing Installation (PA-28-235 - S/N 28-11040 and up)	2B17
27B	Window Curtains Installation (PA-28-235 - S/N 28-7710001 and up, PA-28R-200 S/N 28R-7635504 and up)	2C9
28	Seats Installation (PA-28-140 - S/N 28-20002 to 28-26956 incl., PA-28-150/160/180 S/N 28-1 to 28-5869 incl. PA-28-235 - S/N 28-10003 to 28-11393 incl. , PA-28R-180 S/N 28R-30005 to 28R-30481 incl., 28R-30483 to 28R-31279 incl., PA-28R-200 - S/N 28R-30482, 28R-35001 to 28R-31279 incl.)	2C11
28A	Seats Installation (PA-28-140 - S/N 28-7125001 and up, PA-28-180 - S/N 28-7105001 and up, PA-28-235 - S/N 28-7110001 and up, PA-28R-180 - S/N 28R-7130001 and up PA-28R-200 - S/N 28R-7135001 and up)	2D3
28B	Vertically Adjustable Front Seat Assembly (PA-28-140 - S/N 28-26401 to 28-7325684 incl., PA-28-180 - S/N 28-5601 to 28-7305611 incl., PA-28-235 - S/N 28-11301 to 28-7310187 incl., PA-28R-180 - S/N 28R-31251 to 28R-7130019 incl., PA-28R-200 - S/N 28R-35601 to 28R-7335455 incl.)	2E1
28C	Vertically Adjustable Front Seat Assembly (PA-28-140 - S/N 28-7425061 and up, PA-28-180 - S/N 28-7405035 and up, PA-28-235 - S/N 28-7410027 and up, PA-28R-200 - S/N 28R-7435035 and up)	2E5
29	Rear Seat Installation (PA-28-140)	2E11
30	Cabin Heat, Defroster and Fresh Air System (PA-28-140 - S/N 28-20002 to 28-24999 incl. , PA-28-150/160/180 - S/N 28-1 to 28-1760 incl.)	2E14
31	Cabin Heat Defroster and Fresh Air System (PA-28-235 - S/N 28-10003 to 28-11039 incl. , PA-28-150/160/180 - S/N 28-1761 to 28-4377 incl.	2E19

TABLE OF CONTENTS

FIGURE NUMBER	FIGURE TITLE	GRID NUMBER
SECTION II (cont.) FUSELAGE GROUP		
31A	Cabin Heat and Defroster Installation (PA-28-180 - S/N 28-4378 and up, PA-28-235 - S/N 28-11040 and up)	2F1
31B	Cabin Heat and Defroster Installation (PA-28-140 - S/N 28-25000 and up)	2F7
32	Cabin Heat and Defroster Installation (PA-28R-180/200)	2F10
32A	Air Conditioning Compressor, Refrigerant Lines and Alternator Installation (PA-28-140 S/N 28-250001, 28-7125472 and up, PA-28-180 - S/N 28-5653, 28-7205092 and up, PA-28R-200- S/N 28R-7235001 and up).....	2F15
32B	Air Conditioning Duct and Evaporator Installation (PA-28-140 - S/N 28-25001, 28-7125472 and up, PA-28-180 - S/N 28-5653, 28-7205092 and up, PA-28R-200 - S/N 28R-7235001 and up).....	2F20
32C	Air Conditioning Condenser Installation (PA-28-140 - S/N 28-25001, 28-7125472 and up, PA-28-180 - S/N 28-5653, 28-7205092 and up PA-28R-200 - S/N 28R-7235001 and up).....	2G1
32D	Cabin Overhead Air Vent Installation (PA-28-140 - S/N 28-26401 to 28-7325684 incl., PA-28-180 - S/N 28-5601 to 28-730561 1 incl., PA-28-235 - S/N 28-11301 to 28-7310187 incl., PA-28R-180 - S/N 28R-31251 to 28R-7130019 incl., PA-28R-200 S/N 28R-35601 to 28R-7335455 incl.)	2G5
32E	Fresh Air Ventilation Installation (PA-28-140 - S/N 28-7425001 and up, PA-28-180 - S/N 28-7405001 and up, PA-28-235 - S/N 28-7410001 and up, PA-28R-200 - S/N 28R-7435001 and up)	2G7
SECTION III CHASSIS GROUP		
33	Nose Gear Installation (PA-28-140/150/160/180/235)	2G12
33A	Nose Gear Strut Assembly (PA-28-140/150/160/180/235)	2G18
34	Nose Gear Installation (PA-28R-180/200).....	2H1
35	Nose Gear Assembly (PA-28R-180/200)	2H6
36	Nose Wheel Assembly (Cleveland)	2H10
36A	Nose Wheel Assembly (McCauley) (PA-28-140/150/160/180/235)	2H12
36B	Nose Wheel Assembly (McCauley) (PA-28R-180/200)	2H14
37	Main Gear Installation (PA-28-140/150/160/180/235)	2H16
38	Main Gear Installation (PA-28R-180/200)	2H21
39	Main Gear Assembly (PA-28R-180/200)	2I1
40	Main Wheel Assembly	2I4
41	Brake Assembly	2I7
42	Landing Gear Door Installation (PA-28R-180/200).....	2I10
43	Main and Nose Wheel Fairing Installation (PA-28-140/150/160/180/235)	2I13
44	Main Landing Gear Strut Fairing Installation (PA-28-140/150/160/180/235).....	2J1
45	Hand Brake Installation (PA-28-150/160 - S/N 28-1 to 28-250 incl.)	2J3
46	Hand Brake Installation (PA-28-150/160/180 - S/N 28-251 and up, PA-28-140 - S/N 28-20002 and up, PA-28-235 - S/N 28-10003 and up).....	2J6
47	Hand Brake Installation (PA-28R-180/200)	2J11
48	Toe Brake Installation,	2J14
48A	Toe Brake Master Cylinder Assembly	2J18
49	EDO Float Installation (PA-28S-180 - S/N 28S-671 to 28S-7205328 incl.).....	2J21

PIPER PARTS CATALOG

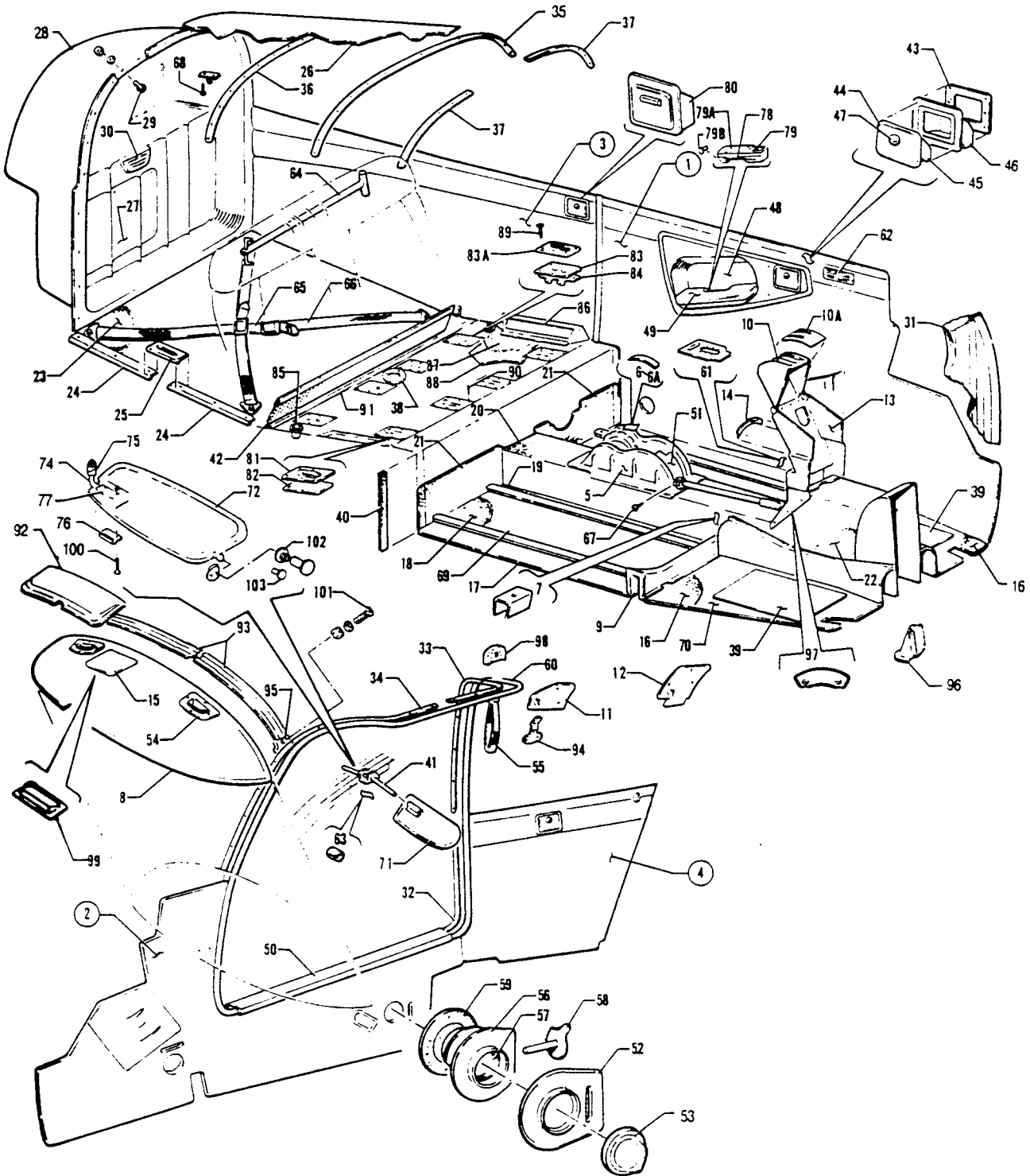


Figure 27A. Cockpit Finishing Installation
(PA-28-235 - Serial Nos.. 28-11040 and up)

PIPER PARTS CATALOG

Figure and Index Number	Part Number	Code	NOMENCLATURE	No. Req.	SERIAL NUMBERS AFFECTED	
27A-2	67304-03		PANEL ASSEMBLY - Right front cockpit, brown	1	28-11040 to 28-11300 inclusive	
	67304-04		PANEL ASSEMBLY - Right front cockpit, blue	1	28-11040 to 28-11300 inclusive	
	66924-03		PANEL ASSEMBLY - Right front cockpit, blue	1	28-11301 to 28-11393 inclusive	
	99133-04		PANEL ASSEMBLY - Right front cockpit, blue	1	28-7110001 to 28-7110042 incl.	
	99658-03		PANEL ASSEMBLY - Right front cockpit, blue/green	1	28-7210001 to 28-7210033 incl.	
	580 733		PANEL ASSEMBLY - Right front cockpit, blue/green	1	28-7310001 to 28-7310187 incl.	
	579 686		PANEL ASSEMBLY - Right front cockpit, blue/green	1	28-7410001 to 28-7610020 incl.	
	579 627		PANEL ASSEMBLY - Right front cockpit, blue/green	1	28-7610021 to 28-7610206 incl.	
	67304-05		PANEL ASSEMBLY - Right front cockpit, beige	1	28-11040 to 28-11300 inclusive	
	66924-04		PANEL ASSEMBLY - Right front cockpit, beige	1	28-11301 to 28-11393 inclusive	
	99133-06		PANEL ASSEMBLY - Right front cockpit, beige	1	28-7110001 to 28-7110042 incl.	
	99658-04		PANEL ASSEMBLY - Right front cockpit, gold	1	28-7210001 to 28-7210033 incl.	
	580 734		PANEL ASSEMBLY - Right front cockpit, gold	1	28-7310001 to 28-7310187 incl.	
	579 687		PANEL ASSEMBLY - Right front cockpit, gold	1	28-7410001 to 28-7610020 incl.	
	579 628		PANEL ASSEMBLY - Right front cockpit, gold	1	28-7610021 to 28-7610206 incl.	
	66924-05		PANEL ASSEMBLY - Right front cockpit, green	1	28-11301 to 28-11393 incl.	
	99133-08		PANEL ASSEMBLY - Right front cockpit, green	1	28-7110001 to 28-7110042 incl.	
	99658-07		PANEL ASSEMBLY - Right front cockpit, green	1	28-7210001 to 28-7210033 incl.	
	580 737		PANEL ASSEMBLY - Right front cockpit, green	1	28-7310001 to 28-7310187 incl.	
	579 690		PANEL ASSEMBLY - Right front cockpit, green	1	28-7410001 to 28-7610020 incl.	
	579 630		PANEL ASSEMBLY - Right front cockpit, green	1	28-7610021 to 28-7610206 incl.	
	66924-06		PANEL ASSEMBLY - Right front cockpit, black	1	28-11301 to 28-11393 inclusive	
	99133-10		PANEL ASSEMBLY - Right front cockpit, black	1	28-7110001 to 28-7110042 incl.	
	99658-05		PANEL ASSEMBLY - Right front cockpit, black	1	28-7210001 to 28-7210033 incl.	
	580 735		PANEL ASSEMBLY - Right front cockpit, black	1	28-7310001 to 28-7310187 incl.	
	579 688		PANEL ASSEMBLY - Right front cockpit, black	1	28-7410001 to 28-7610020 incl.	
	579 629		PANEL ASSEMBLY - Right front cockpit, black	1	28-7610021 to 28-7610206 incl.	
	66924-07		PANEL ASSEMBLY - Right front cockpit, white	1	28-11301 to 28-11393 incl.	
	99133-12		PANEL ASSEMBLY - Right front cockpit, white	1	28-7110001 to 28-7110042 incl.	
	99658-06		PANEL ASSEMBLY - Right front cockpit, white	1	28-7210001 to 28-7210033 incl.	
	580 736		PANEL ASSEMBLY - Right front cockpit, white	1	28-7310001 to 28-7310187 incl.	
	579 897		PANEL ASSEMBLY - Right front cockpit, white	1	28-7410001 to 28-7410120 incl.	
	580 713		PANEL ASSEMBLY - Right front cockpit (with heather brown carpet)	1	28-7710001 and up	
		580 735		PANEL ASSEMBLY - Right front cockpit (with monaco brown carpet)	1	28-7710001 and up
	-3	67302-02		PANEL ASSEMBLY - Left rear cockpit, red	1	28-11040 to 28-11300 inclusive
		66925-02		PANEL ASSEMBLY - Left rear cockpit, red	1	28-11301 to 28-11393 inclusive
		99132-02		PANEL ASSEMBLY - Left rear cockpit, red	1	28-7110001 to 28-7110042 incl.
		99657-02		PANEL ASSEMBLY - Left rear cockpit, red	1	28-7210001 to 28-7210033 incl.
		580 360		PANEL ASSEMBLY - Left rear cockpit, red	1	28-7310001 to 28-7310187 incl.
		579 913		PANEL ASSEMBLY - Left rear cockpit, red	1	28-7410001 to 28-7610206 incl.
67302-03			PANEL ASSEMBLY - Left rear cockpit, brown	1	28-11040 to 28-11300 inclusive	
67302-04			PANEL ASSEMBLY - Left rear cockpit, blue	1	28-11040 to 28-11300 inclusive	
66925-03			PANEL ASSEMBLY - Left rear cockpit, blue	1	28-11301 to 28-11393 inclusive	
99132-04			PANEL ASSEMBLY - Left rear cockpit, blue	1	28-7110001 to 28-7110042 incl.	
99657-03			PANEL ASSEMBLY - Left rear cockpit, blue/green	1	28-7210001 to 28-7210033 incl.	
580 361			PANEL ASSEMBLY - Left rear cockpit, blue/green	1	28-7310001 to 28-7310187 incl.	
579 912			PANEL ASSEMBLY - Left rear cockpit, blue/green	1	28-7410001 to 28-7610206 incl.	
67302-05			PANEL ASSEMBLY - Left rear cockpit, beige	1	28-11040 to 28-11300 inclusive	
66925-04			PANEL ASSEMBLY - Left rear cockpit, beige	1	28-11301 to 28-11393 inclusive	
99132-06			PANEL ASSEMBLY - Left rear cockpit, beige	1	28-7110001 to 28-7110042 incl.	
99657-04			PANEL ASSEMBLY - Left rear cockpit, gold	1	28-7210001 to 28-7210033 incl.	
580 362			PANEL ASSEMBLY - Left rear cockpit, gold	1	28-7310001 to 28-7310187 incl.	
579 911			PANEL ASSEMBLY - Left rear cockpit, gold	1	28-7410001 to 28-761 0206 Incl.	
			A-	Used on PA-28-235 with serial numbers 28-11040 and up.		

When ordering, always specify Part Number, Description, and Serial Number of Aircraft

PIPER PARTS CATALOG

Figure and Index Number	Part Number	Code	NOMENCLATURE	No. Req.	SERIAL NUMBERS AFFECTED	
27A-3	66925-05		PANEL ASSEMBLY - Left rear cockpit, green	1	28-11301 to 28-11393 inclusive	
	99132-08		PANEL ASSEMBLY - Left rear cockpit, green	1	28-7110001 to 28-7110042 incl.	
	99657-07		PANEL ASSEMBLY - Left rear cockpit, green	1	28-7210001 to 28-7210033 incl.	
	580 365		PANEL ASSEMBLY - Left rear cockpit, green	1	28-7310001 to 28-7310187 incl.	
	579 908		PANEL ASSEMBLY - Left rear cockpit, green	1	28-7410001 to 28-7610206 incl.	
	66925-06		PANEL ASSEMBLY - Left rear cockpit, black	1	28-11301 to 28-11393 inclusive	
	99132-10		PANEL ASSEMBLY - Left rear cockpit, black	1	28-7110001 to 28-7110042 incl..	
	99657-05		PANEL ASSEMBLY - Left rear cockpit, black	1	28-7210001 to 28-7210033 incl.	
	580 363		PANEL ASSEMBLY - Left rear cockpit, black	1	28-7310001 to 28-7310187 incl.	
	579 910		PANEL ASSEMBLY - Left rear cockpit, black	1	28-7410001 to 28 7610206 incl.	
	66925-07		PANEL ASSEMBLY - Left rear cockpit, white	1	28-11301 to 28-11393 inclusive	
	99132-12		PANEL ASSEMBLY - Left rear cockpit, white	1	28-7110001 to 28-7110042 incl.	
	99667-06		PANEL ASSEMBLY - Left rear cockpit, white	1	28-7210001 to 28-7210033 incl.	
	580 364		PANEL ASSEMBLY - Left rear cockpit, white	1	28-7310001 to 28-7310187 incl.	
	579 909		PANEL ASSEMBLY - Left rear cockpit, white	1	28-7410001 to 28-7410120 incl.	
	580 712		PANEL ASSEMBLY - Left rear cockpit	1	28-7710001 and up	
	-4	67303-02		PANEL ASSEMBLY - Right rear cockpit, red	1	28-11040 to 28-11300 inclusive
		66923-02		PANEL ASSEMBLY - Right rear cockpit, red	1	28-11301 to 28-11393 inclusive
		99134-02		PANEL ASSEMBLY - Right rear cockpit, red	1	28-7110001 to 28-7110042 incl.
		99660-02		PANEL ASSEMBLY - Right rear cockpit, red	1	28-7210001 to 28-7210033 incl.
		580 396		PANEL ASSEMBLY - Right rear cockpit, red	1	28-7310001 to 28-7310187 incl
		579 877		PANEL ASSEMBLY - Right rear cockpit, red	1	28-7410001 to 28-7610206 incl.
		67303-03		PANEL ASSEMBLY - Right rear cockpit, brown	1	28-11040 to 28-11300 inclusive
		67303-04		PANEL ASSEMBLY - Right rear cockpit, blue	1	28-11040 to 28-11300 inclusive
		66923-03		PANEL ASSEMBLY - Right rear cockpit, blue	1	28-11301 to 28 11393 inclusive
		99134-04		PANEL ASSEMBLY - Right rear cockpit, blue	1	28-7110001 to 28-7110042 incl.
		99660-03		PANEL ASSEMBLY - Right rear cockpit, blue/green	1	28-7210001 to 28-7210033 incl.
580 397			PANEL ASSEMBLY - Right rear cockpit, blue/green	1	28-7310001 to 28-7310187 incl.	
579 876			PANEL ASSEMBLY - Right rear cockpit, blue/green	1	28-7410001 to 28-7610206 incl.	
67303-05			PANEL ASSEMBLY - Right rear cockpit, beige	1	28-11040 to 28-11300 inclusive	
66923-04			PANEL ASSEMBLY - Right cockpit, beige	1	28-11301 to 28-11393 inclusive	
99134-06			PANEL ASSEMBLY - Right rear cockpit, beige	1	28-7110001 to 28-7110042 incl	
99660-04			PANEL ASSEMBLY - Right rear cockpit, gold	1	28-7210001 to 28-7210033 incl..	
580 398			PANEL ASSEMBLY - Right rear cockpit, gold	1	28-7310001 to 28-7310187 incl..	
579 875			PANEL ASSEMBLY - Right rear cockpit, gold	1	28-7410001 to 28-7610206 incl.	
66923-05			PANEL ASSEMBLY - Right rear cockpit, green	1	28-11301 to 28-11393 inclusive	
99134-08			PANEL ASSEMBLY - Right rear cockpit, green	1	28-7110001 to 28-7110042 incl.	
99660-07			PANEL ASSEMBLY - Right rear cockpit, green	1	28-7210001 to 28-7210033 incl.	
580 401			PANEL ASSEMBLY - Right rear cockpit, green	1	28-7310001 to 28-7310187 incl.	
579 872			PANEL ASSEMBLY - Right rear cockpit, green	1	28-7410001 to 28-7610206 incl.	
66923-06			PANEL ASSEMBLY - Right rear cockpit, black	1	28-11301 to 28-11393 inclusive	
99134-10			PANEL ASSEMBLY - Right rear cockpit, black	1	28-7110001 to 28-7110042 incl.	
99660-05			PANEL ASSEMBLY - Right rear cockpit, black	1	28-7210001 to 28-7210033 incl.	
580 399			PANEL ASSEMBLY - Right rear cockpit, black	1	28-7310001 to 28-7310187 incl.	
579 874			PANEL ASSEMBLY - Right rear cockpit, black	1	28-7410001 to 28R-7610206 incl.	
66923-07			PANEL ASSEMBLY - Right rear cockpit, white	1	28-11301 to 28-11393 inclusive	
99134-12			PANEL ASSEMBLY - Right rear cockpit, white	1	28-7110001 to 28-7110042 incl.	
99660-06			PANEL ASSEMBLY - Right rear cockpit, white	1	28-7210001 to 28-7210033 incl.	
580 400			PANEL ASSEMBLY - Right rear cockpit, white	1	28-7310001 to 28-7310187 incl.	
579 873		PANEL ASSEMBLY - Right rear cockpit, white	1	28-7410001 to 28-7410120 incl.		
580 716		PANEL ASSEMBLY - Right rear cockpit	1	28-7710001 and up		

A- Used on PA-28-235 with serial numbers 28-11040 and up.

When ordering, always specify Part Number, Description, and Serial Number of Aircraft

PIPER PARTS CATALOG

Figure and Index Number	Part Number	Code	NOMENCLATURE	No. Req.	SERIAL NUMBERS AFFECTED
27A-5	65670-02	C	COVER ASSEMBLY - Flap handle, red	1	28-11040 to 28-11393 inclusive
	65670-03		COVER ASSEMBLY - Flap handle, brown	1	28-11040 to 28-11393 inclusive
	65670-04		COVER ASSEMBLY - Flap handle, blue	1	28-11040 to 28-11393 inclusive
	65670-09		COVER ASSEMBLY - Flap handle, black	1	28-11040 to 28-11393 inclusive
	67785-17		COVER ASSEMBLY - Flap handle	1	28-7110001 and up
-6	65699-00		*PLACARD - Stabilator trim	1	28-11040 to 28-11393 inclusive
-6a	67786-00		PLACARD - Stabilator trim	1	28-7110001 and up
-7	63144-00		COVER - Fuselage frame, inboard, Sta. 73.04	2	
-8	67325-00		COVER - Cowl	1	
-9	65674-07		COVER ASSEMBLY - Fuselage frame, Sta. 73.04, red	2	28-11040 to 28-7610206 incl.
	65674-05		COVER ASSEMBLY - Fuselage frame, Sta. 73.04, brown	2	28-11040 to 28-7610206 incl.
	65674-06		COVER ASSEMBLY - Fuselage frame, Sta. 73.04, blue	2	28-11040 to 28-11393 inclusive
	65674-09		COVER ASSEMBLY - Fuselage frame, Sta. 73.04, black	2	28-11040 to 28-7610206 incl.
	65674-11		COVER ASSEMBLY - Fuselage frame, Sta. 73.04, green	2	28-7110001 to 28-7610206 incl.
	65674-13		COVER ASSEMBLY - Fuselage frame, Sta. 73.04, blue/green	2	28-7110001 to 28-7610206 incl.
	65674-15	COVER ASSEMBLY - Fuselage frame, Sta. 73.04, black	2	28-7710001 and up	
-10	67232-12	B	COVER ASSEMBLY - Engine controls, red	1	28-11040 to 28-7210033 incl.
	67232-10	B	COVER ASSEMBLY - Engine controls, brown	1	28-11040 to 28-11300 inclusive
	67232-11	B	COVER ASSEMBLY - Engine controls, blue	1	28-11040 to 28-11393 inclusive
	67232-13	B	COVER ASSEMBLY - Engine controls, tan	1	28-11040 to 28-7210033 incl.
	67232-15	B	COVER ASSEMBLY - Engine controls, black	1	28-11301 to 28-7210033 incl.
	67232-22	B	COVER ASSEMBLY - Engine controls, white	1	28-11301 to 28-7210033 incl.
	67232-21	B	COVER ASSEMBLY - Engine controls, green	1	28-11301 to 28-7210033 incl.
	67232-25	B	COVER ASSEMBLY - Engine controls, blue/green	1	28-7110001 to 28-7210033 incl.
	67232-08		COVER ASSEMBLY - Engine controls, red	1	28-7310001 to 28-7410120 incl.
	67232-09		COVER ASSEMBLY - Engine controls, tan	1	28-7310001 to 28-7410120 incl.
	67232-17		COVER ASSEMBLY - Engine controls, white	1	28-7310001 to 28-7410120 incl.
	67232-18		COVER ASSEMBLY - Engine controls, black	1	28-7310001 to 28-7410120 Incl.
	67232-20		COVER ASSEMBLY - Engine controls, green	1	28-7310001 to 28-7410120 inc.
	67232-24		COVER ASSEMBLY - Engine controls, blue/green	1	28-7310001 to 28-7410120 incl.
	67232-27		COVER ASSEMBLY - Engine controls, red	1	28-7510001 to 28-7610206 incl.
	67232-28		COVER ASSEMBLY - Engine controls, tan	1	28-7510001 to 28-7610206 incl.
	67232-29		COVER ASSEMBLY - Engine controls, white	1	28-7510001 to 28-7610206 incl.
	67232-30		COVER ASSEMBLY - Engine controls, black	1	28-7510001 to 28-7610206 incl.
	67232-31		COVER ASSEMBLY - Engine controls, green	1	28-7510001 to 28-7610206 incl.
	67232-32		COVER ASSEMBLY - Engine controls, blue/green	1	28-751001 to 28-7610206 incl.
	67232-41	D	COVER ASSEMBLY - Engine controls	1	28-7710001 and up
-10a	65846-00	B	* PLACARD - Engine controls	1	28-11040 to 28-7210033 incl.
	67239-00		* PLACARD - Engine controls	1	28-7310001 to 28-7410120 incl.
	69669-45		* PLACARD - Engine controls	1	28-7510001 to 28-7610206 incl.
-11	99737-02		COVER ASSEMBLY - Shoulder harness, forward, left	1	28-7210001 to 28-7210033 incl.
	78054-02		COVER ASSEMBLY - Shoulder harness, forward, left	1	28-7310001 and up
	99801-00		COVER ASSEMBLY - Shoulder harness, forward, right	1	28-7210001 to 28-7210033 incl.
	99801-02		COVER ASSEMBLY - Shoulder harness, forward, right	1	28-7310001 and up
-12	99850-00		COVER - Shoulder harness, rear, left	1	28-7210001 to 28-7210033 incl.
	99920-02		COVER - Shoulder harness, rear, left	1	28-7310001 and up
	99850-01		COVER - Shoulder harness, rear, right	1	28-7210001 to 28-7210033 incl.
	99920-03		COVER - Shoulder harness, rear, right	1	28-7310001 and up

- A- Used on PA-28-235 with serial numbers 28-11040 and up.
- B- See Figure 67A if Constant Speed Propeller is installed.
- C- When ordering, specify color red, blue/green, gold, black green or bark. Specify "bark I" for serial numbers 28-7710001 to 28-7710010 inclusive. Specify color "bark II" for serial numbers 28-7710011 and up.
- D- When ordering for serial numbers 28-7710001 to 28-7710010 inclusive, specify color "bark I". When ordering for several numbers 28-7710011 and up specify color "bark II" or black.

PIPER PARTS CATALOG

Figure and Index Number	Part Number	Code	NOMENCLATURE	No. Req.	SERIAL NUMBERS AFFECTED
27A-13	69443-19	D	COVER ASSEMBLY - Console, brown (with fuel selector cover)	1	28-11040 to 28-11300 inclusive
	69443-16	B	COVER ASSEMBLY - Console, red (with fuel selector cover)	1	28-11040 to 28-11300 inclusive
	69443-17	D	COVER ASSEMBLY - Console, blue (with fuel selector cover)	1	28-11040 to 28-11300 inclusive
	69443-18	B	COVER ASSEMBLY - Console, tan (with fuel selector cover)	1	28-11040 to 28-11300 inclusive
	69443-02	B	COVER ASSEMBLY - Console, red (less fuel selector cover)	1	28-11301 to 28-7210033 inclusive
	69443-03	D	COVER ASSEMBLY - Console, blue (less fuel selector cover)	1	28-11301 to 28-11393 inclusive
	69443-04	B	COVER ASSEMBLY - Console, tan (less fuel selector cover)	1	28-11301 to 28-7210033 inclusive
	69443-07	B	COVER ASSEMBLY - Console, green (less fuel selector cover)	1	28-11301 to 28-7210033 inclusive
	69443-05	B	COVER ASSEMBLY - Console, black, (less fuel selector cover)	1	28-11301 to 28-7210033 inclusive
	69443-06	B	COVER ASSEMBLY - Console, white (less fuel selector cover)	1	28-11301 to 28-7210033 inclusive
	69443-21	B	COVER ASSEMBLY - Console, blue/green (less fuel selector cover)	1	28-11301 to 28-7210033 inclusive
	69443-22	B	COVER ASSEMBLY - Console, red (less fuel selector cover)	1	28-7110001 to 28-7210033 incl.
	69443-23	B	COVER ASSEMBLY - Console, tan (less fuel selector cover)	1	28-7310001 to 28-7310125 incl.
	69443-24	B	COVER ASSEMBLY - Console, black (less fuel selector cover)	1	28-7310001 to 28-7310125 incl.
	69443-25	B	COVER ASSEMBLY - Console, white (less fuel selector cover)	1	28-7310001 to 28-7310125 incl.
	69443-26	B	COVER ASSEMBLY - Console, green (less fuel selector cover)	1	28-7310001 to 28-7310125 incl.
	69443-27	B	COVER ASSEMBLY - Console, blue/green (less fuel selector cover)	1	28-7310001 to 28-7310125 incl.
	99927-07	C	COVER ASSEMBLY - Console, blue (less fuel selector cover)	1	28-11040 to 28-11393 inclusive
	99927-10	C	COVER ASSEMBLY - Console, brown (less fuel selector cover)	1	28-11040 to 28-11300 inclusive
	99927-20	E	COVER ASSEMBLY - Console, (less fuel selector cover)	1	28-7310126 to 28-7610206 incl.
99927-21	G	COVER ASSEMBLY - Console, bark (less fuel selector cover)	1	28-7710001 and up	
99927-04		COVER ASSEMBLY - Console, white (less fuel selector cover)	1	28-7310126 to 28-7410120 incl.	
•14	69086-00	F	PLACARD - Fuel selector cover	1	28-11040 to 28-7210033 inclusive
	69672-00		PLACARD - Fuel selector cover	1	28-7310001 and up
•15	67315-00		COVER ASSEMBLY - Access	1	28-11040 to 28-11393 inclusive

- A- Used on PA-28-235 with serial numbers 28- 11040 and up.
- B- No longer available. Order Part No. for serial numbers 28-7310126 to 28-7610206 incl., if Fuel Selector Control Modification Kit has been installed per Service Bulletin 376. If Fuel Selector Control Modification Kit has not been installed per Service Bulletin 376, order Kit 760 683 for serial numbers 28-11040 to 28-11300 incl., or Kit 760 684 for serial numbers 28-1 1301 to 28-7310083 inclusive.
- C- Used if Fuel Selector Control Modification Kit has been installed per Service Bulletin 376.
- D- No longer available. Order Cover Assembly 99927-10 brown or 99927-07 blue if Fuel Selector Control Modification Kit has been installed per Service Bulletin 376. If Fuel Selector Control Modification Kit has not been installed per Service Bulletin 376, order Kit 760 683 for serial numbers 28-11040 to 28-11300 incl. or Kit 760 684 for serial numbers 28-11301 to 28-7310083 inclusive.
- E- When ordering, specify color red, blue/green, tan, black or green.
- F- Order Part No. for serial numbers 28-7310001 and up, if Fuel Selector Control Modification Kit has been installed per Service Bulletin 376.
- G- When ordering for serial numbers 28-7710001 to 28-7710010 inclusive, specify color "bark I". When ordering for serial numbers 28-7710011 and up, specify color "bark II" or black.

When ordering, always specify Part Number, Description, and Serial Number of Aircraft

PIPER PARTS CATALOG

Figure and Index Number	Part Number	Code	NOMENCLATURE	No. Req.	SERIAL NUMBERS AFFECTED
27A-16	63116-97		CARPET - Floor, front left, red	1	28-11040 to 28-11393 inclusive
	67907-02		CARPET - Floor, front left, red	1	28-7110001 to 28-7210033 incl.
	76161-02		CARPET - Floor, front left, red	1	28-7310001 to 28-7410120 incl.
	591 147		CARPET - Floor, front left, red	1	28-7510001 to 28-7610206 incl.
	63116-98		CARPET - Floor, front right, red	1	28-11040 to 28-11393 inclusive
	67907-03		CARPET - Floor, front right, red	1	28-7110001 to 28-7210033 incl.
	76161-03		CARPET - Floor, front right, red	1	28-7310001 to 28-7410120 incl.
	591 152		CARPET - Floor, front right, red	1	28-7510001 to 28-7610206 incl.
	63116-37		CARPET - Floor, front left, brown	1	28-11040 to 28-11393 inclusive
	63116-38		CARPET - Floor, front right, brown	1	28-11040 to 28-11393 inclusive
	63116-52		CARPET - Floor, front left, blue	1	28-11040 to 28-11393 inclusive
	67907-06		CARPET - Floor, front left, blue	1	28-7110001 to 28-7210033 incl.
	76161-06		CARPET - Floor, front left, blue	1	28-7310001 to 28-7410120 incl.
	591 149		CARPET - Floor, front left, blue	1	28-7510001 to 28-7610206 incl.
	63116-53		CARPET - Floor, front right, blue	1	28-11040 to 28-11393 inclusive
	67907-07		CARPET - Floor, front right, blue	1	28-7110001 to 28-7210033 incl.
	76161-07		CARPET - Floor, front right, blue	1	28-7310001 to 28-7410120 incl.
	591 154		CARPET - Floor, front right, blue	1	28-7510001 to 28-7610206 incl.
	63116-136		CARPET - Floor, front left, black	1	28-11040 to 28-11393 inclusive
	67907-04		CARPET - Floor, front left, black	1	28-7110001 to 28-7210033 incl.
	76161-04		CARPET - Floor, front left, black	1	28-7310001 to 28-7410120 incl.
	591 148		CARPET - Floor, front left black	1	28-7510001 to 28-7610206 incl.
	63116-137		CARPET - Floor, front right, black	1	28-11040 to 28-11393 inclusive
	67907-05		CARPET - Floor, front right, black	1	28-7110001 to 28-7210033 incl.
	76161-05		CARPET - Floor, front right, black	1	28-7310001 to 28-7410120 incl.
	591 153		CARPET - Floor, front right, black	1	28-7510001 to 28-7610206 incl.
	67907-08		CARPET - Floor, front left, fawn	1	28-7110001 to 28-7210033 incl.
	76161-08		CARPET - Floor, front left, fawn	1	28-7310001 to 28-7410120 incl.
	67907-09		CARPET - Floor, front right, fawn	1	28-7110001 to 28-7210033 incl.
	76161-09		CARPET - Floor, front right, fawn	1	28-7310001 to 28-7410120 incl.
	67907-10		CARPET - Floor, front left, green	1	28-7110001 to 28-7210033 incl.
	76161-10		CARPET - Floor, front left, green	1	28-7310001 to 28-7410120 incl.
	591 151		CARPET - Floor, front left, green	1	28-7510001 to 28-7610206 incl.
	67907-11		CARPET - Floor, front right, green	1	28-7110001 to 28-7210033 incl.
	76161-11		CARPET - Floor, front right, green	1	28-7310001 to 28-7410120 incl.
	591 156		CARPET - Floor, front right, green	1	28-7510001 to 28-7610206 incl.
	591 545		CARPET - Floor, front left, heather brown	1	28-7710001 and up
	591 546		CARPET - Floor, front left, monaco brown	1	28-7710001 and up
	591 547		CARPET - Floor, front right, heather brown	1	28-7710001 and up
	591 548		CARPET - Floor, front right, monaco brown	1	28-7710001 and up
	79236-10	B,C	CARPET - Floor front left	1	28-7410001 to 28-7410120 Incl.
	591 216	B	CARPET - Floor front left, red	1	28-7510001 to 28-7610206 incl.
	591 218	B	CARPET - Floor, front left, blue	1	28-7510001 to 28-7610206 incl.
	591 217	B	CARPET - Floor, front left, black	1	28-7510001 to 28-7610206 incl.
	591 220	B	CARPET - Floor front left, green	1	28-7510001 to 28-7610206 incl.
	79236-11	B,C	CARPET - Floor front right	1	28-7410001 to 28-7410120 incl.
	591 226	B	CARPET - Floor, front right, red	1	28-7510001 to 28-7610206 incl.
	591 228	B	CARPET - Floor, front right, blue	1	28-7510001 to 28-7610206 incl.
591 227	B	CARPET - Floor, front right, black	1	28-7510001 to 28-7610206 incl.	
591 225	B	CARPET - Floor, front right, green	1	28-7510001 to 28-7610206 incl.	

A - Used on PA-28-235 with serial numbers 28-11040 and up.
 B - Used if sound reduction carpeting is installed,
 C - When ordering, specify color red, blue, fawn, black or green.

When ordering, always specify Part Number, Description, and Serial Number of Aircraft

PIPER PARTS CATALOG

Figure and Index Number	Part Number	Code	NOMENCLATURE	No. Req.	SERIAL NUMBERS AFFECTED
27A-17	63116-93		CARPET - Floor, Sta. 74 to Sta. 105, outboard, blue	2	28-11040 to 28-1393 incl.
	63116-06		CARPET - Floor, Sta. 74 to Sta. 105, outboard, blue	2	28-11040 to 28-11393 incl.
	63116-48		CARPET - Floor, Sta. 74 to Sta. 105, outboard, blue	2	28-11040 to 28-11393 incl.
	63116-132		CARPET - Floor, Sta. 74 to Sta. 105, outboard, black	2	28-11040 to 28-11393 inclusive
	67905-02		CARPET - Floor, Sta. 74 to Sta. 105, outboard, red	2	28-7110001 to 28-7410120 incl.
	67905-04		CARPET - Floor, Sta. 74 to Sta. 105, outboard, blue	2	28-7110001 to 28-7410120 incl.
	67905-03		CARPET - Floor, Sta. 74 to Sta. 105, outboard; black	2	28-7110001 to 28-7410120 incl.
	67905-05		CARPET - Floor, Sta. 74 to Sta. 105, outboard, fawn	2	28-7110001 to 28-7410120 incl.
	67905-06		CARPET - Floor, Sta. 74 to Sta. 105, outboard, green	2	28-7110001 to 28-7410120 incl.
	591 026		CARPET - Floor, Sta. 74 to Sta. 105, outboard, red	1	28-7510001 to 28-7610206 incl.
	591 028		CARPET - Floor, Sta. 74 to Sta. 105, outboard, blue	1	28-7510001 to 28-7610206 incl.
	591 027		CARPET - Floor, Sta. 74 to Sta. 105, outboard, black	1	28-7510001 to 28-7610206 incl.
	591 030		CARPET - Floor, Sta. 74 to Sta. 105, outboard, green	1	28-7510001 to 28-7610206 incl.
	591 501		CARPET - Floor, Sta. 74 to Sta. 105, outboard, heather brown	2	28-7710001 and up
	591 502		CARPET - Floor, Sta. 74 to Sta. 105, outboard, monaco brown	2	28-7710001 and up
	79236-16	B,C	CARPET - Floor, Sta. 74 to Sta. 105, outboard	2	28-7410001 to 28-7410120 incl.
	591 275	B	CARPET - Floor, Sta. 74 to Sta. 105, outboard, red	1	28-7510001 to 28-7610206 incl.
	591 277	B	CARPET - Floor, Sta. 74 to Sta. 105, outboard, blue	1	28-7510001 to 28-7610206 incl.
	591 276	B	CARPET - Floor, Sta. 74 to Sta. 105, outboard, black	1	28-7510001 to 28-7610206 incl.
	591 279	B	CARPET - Floor, Sta. 74 to Sta. 105, outboard, green	1	28-7510001 to 28-7610206 incl.
-18	63116-94		CARPET - Floor, Sta. 74 to Sta. 105, center, red	2	28-11040 to 28-11393 inclusive
	63116-04		CARPET - Floor, Sta. 74 to Sta. 105, center, brown	2	28-11040 to 28-11393 inclusive
	63116-49		CARPET - Floor, Sta. 74 to Sta. 105, center, blue	2	28-11040 to 28-11393 inclusive
	63116-133		CARPET - Floor, Sta. 74 to Sta. 105, center, black	2	28-11040 to 28-11393 incl.
	67906-02		CARPET - Floor, Sta. 74 to Sta. 105, center, red	2	28-7110001 to 28-7410120 incl.
	67906-04		CARPET - Floor, Sta. 74 to Sta. 105, center, blue	2	28-7110001 to 28-7410120 incl.
	67906-03		CARPET - Floor, Sta. 74 to Sta. 105, center, black	2	28-7110001 to 28-7410120 incl.
	67906-05		CARPET - Floor, Sta. 74 to Sta. 105, center, fawn	2	28-7110001 to 28-7410120 incl.
	67906-06		CARPET - Floor, Sta. 74 to Sta. 105, center, green	2	28-7110001 to 28-7410120 incl.
	591 031		CARPET - Floor, Sta. 74 to Sta. 105, center, red	2	28-7510001 to 28-7610206 incl.
	591 033		CARPET - Floor, Sta. 74 to Sta. 105, center, blue	2	28-7510001 to 28-7610206 incl.
	591 032		CARPET - Floor, Sta. 74 to Sta. 105, center, black	2	28-7510001 to 28-7610206 incl.
	591 035		CARPET - Floor, Sta. 74 to Sta. 105, center, green	2	28-7510001 to 28-7610206 incl.
	591 503		CARPET - Floor, Sta. 74 to Sta. 105, center, heather brown	2	28-7710001 and up
	591 504		CARPET - Floor, Sta. 74 to Sta. 105, center, monaco brown	2	28-7710001 and up
	79236-05	B,C	CARPET - Floor, Sta. 74 to Sta. 105, center	2	28-7410001 to 28-7410120 incl.
	591 182	B	CARPET - Floor, Sta. 74 to Sta. 105, center, red	2	28-7510001 to 28-7610206 incl.
	591 184	B	CARPET - Floor, Sta. 74 to Sta. 105, center, blue	2	28-7510001 to 28-7610206 incl.
	591 183	B	CARPET - Floor, Sta. 74 to Sta. 105, center, black	2	28-7510001 to 28-7610206 incl.
	591 186	B	CARPET - Floor, Sta. 74 to Sta. 105, center, green	2	28-7510001 to 28-7610206 incl.
			A-	Used on PA-28-235 with serial numbers 28-11040 and up.	
			B-	Used if sound reduction carpeting is installed.	
			C-	When ordering, specify color red, blue, fawn, black or green.	

When ordering, always specify Part Number, Description, and Serial Number of Aircraft

PIPER PARTS CATALOG

Figure and Index Number	Part Number	Code	NOMENCLATURE	No. Req.	SERIAL NUMBERS AFFECTED	
27A-19	63116-95		CARPET - Floor, Sta. 74 to Sta. 105, inboard, red	2	28-11040 to 28-11393 inclusive	
	63116-19		CARPET - Floor, Sta. 74 to Sta. 105, inboard, brown	2	28-11040 to 28-11393 incl.	
	63116-50		CARPET - Floor, Sta. 74 to Sta. 105, inboard, blue	2	28-11040 to 28-11393 inclusive	
	63116-134		CARPET - Floor, Sta. 74 to Sta. 105, inboard, black	2	28-11040 to 28-11393 inclusive	
	76199-02		CARPET - Floor, Sta. 74 to Sta. 105, inboard, left, red	1	28-7110001 to 28-7410120 incl.	
	76199-06		CARPET - Floor, Sta. 74 to Sta. 105, inboard, left, blue	1	28-7110001 to 28-7410120 incl.	
	76199-04		CARPET - Floor, Sta. 74 to Sta. 105, inboard, left, black	1	28-7110001 to 2B-7410120 incl.	
	76199-08		CARPET - Floor, Sta. 74 to Sta. 105, inboard, left, fawn	1	28-7110001 to 28-7410120 incl.	
	76199-10		CARPET - Floor, Sta. 74 to Sta. 105, inboard, left, green	1	28-7110001 to 28-7410120 incl.	
	591 157		CARPET - Floor, Sta. 74 to Sta. 105, inboard, left, red	1	28-7510001 to 28-7610206 incl.	
	591 159		CARPET - Floor, Sta. 74 to Sta. 105, inboard, left, blue	1	28-7510001 to 28-7610206 incl.	
	591 158		CARPET - Floor, Sta. 74 to Sta. 105, inboard, left, black	1	28-7510001 to 28-7610206 incl.	
	591 161		CARPET - Floor, Sta. 74 to Sta. 105, inboard, left, green	1	28-7510001 to 28-7610206 incl.	
	591 549		CARPET - Floor, Sta. 74 to Sta. 105, inboard, left, heather brown	1	28-7710001 and up	
	591 550		CARPET - Floor, Sta. 74 to Sta.105, inboard, left, monaco brown	1	28-7710001 and up	
	76199-03		CARPET - Floor, Sta. 74 to Sta. 105, inboard, right, red	1	28-7110001 to 28-7410120 incl.	
	76199-07		CARPET - Floor, Sta. 74 to Sta. 105, inboard, right, blue	1	28-7110001 to 28-7410120 incl.	
	76199-05		CARPET - Floor, Sta. 74 to Sta. 105, inboard, right, black	1	28-7110001 to 28-7410120 incl.	
	76199-09		CARPET - Floor, Sta. 74 to Sta. 105, inboard, right, fawn	1	28-7110001 to 28-7410120 incl.	
	76199-11		CARPET - Floor, Sta. 74 to Sta. 105, inboard, right, green	1	28-7110001 to 28-7410120 incl.	
	591 162		CARPET - Floor, Sta. 74 to Sta. 105, inboard, right, red	1	28-7510001 to 28-7610206 incl.	
	591 164		CARPET - Floor, Sta. 74 to Sta. 105, inboard, right, blue	1	28-7510001 to 28-7610206 incl.	
	591 163		CARPET - Floor, Sta. 74 to Sta. 105, inboard, right, black	1	28-7510001 to 28-7610206 incl.	
	591 166		CARPET - Floor, Sta. 74 to Sta. 105, inboard, right, green	1	28-7510001 to 28-7610206 incl.	
	591 551		CARPET - Floor, Sta. 74 to Sta. 105, inboard, right, heather brown	1	28-7710001 and up	
	591 552		CARPET - Floor, Sta. 74 to Sta. 105, inboard, right, monaco brown	1	28-7710001 and up	
	-20	63116-109		CARPET ASSEMBLY - Tunnel, top, red	1	28-11040 to 28-11393 inclusive
		63116-107		CARPET ASSEMBLY - Tunnel, top, brown	1	28-11040 to 28-11393 inclusive
		63116-108		CARPET ASSEMBLY - Tunnel, top, blue	1	28-11040 to 28-11393 inclusive
		63116-148		CARPET ASSEMBLY - Tunnel, top, black	1	28-11040 to 28-11393 inclusive
		99114-02		CARPET ASSEMBLY - Tunnel, top, red	1	28-7110001 to 28-7210033 incl.
		99114-04		CARPET ASSEMBLY - Tunnel, top, blue	1	28-7110001 to 28-7210033 incl.
		99114-03		CARPET ASSEMBLY - Tunnel, top, black	1	28-7110001 to 28-7210033 incl.
99114-05			CARPET ASSEMBLY - Tunnel, top, fawn	1	28-7110001 to 28-7210033 incl.	
99114-06			CARPET ASSEMBLY - Tunnel, top, green	1	28-7110001 to 28-7210033 incl.	
76160-02			CARPET ASSEMBLY - Tunnel, top, red	1	28-7310001 to 28-7410120 incl.	
76160-04			CARPET ASSEMBLY - Tunnel, top, blue	1	28-7310001 to 28-7410120 incl.	
76160-03			CARPET ASSEMBLY - Tunnel, top, black	1	28-7310001 to 28-7410120 incl.	
76160-05			CARPET ASSEMBLY - Tunnel, top, fawn	1	28-7310001 to 28-7410120 incl.	
76160-06			CARPET ASSEMBLY -Tunnel, top, green	1	28-7310001 to 28-7410120 incl.	
591 142			CARPET ASSEMBLY - Tunnel, top, red	1	28-7510001 to 28 7610206 incl.	
591 144			CARPET ASSEMBLY -Tunnel, top, blue	1	28-7510001 to 28-7610206 incl.	
591 143			CARPET ASSEMBLY - Tunnel, top, black	1	28-7510001 to 28-7610206 incl.	
591 146			CARPET ASSEMBLY - Tunnel, top, green	1	28-7510001 to 28-7610206 incl.	
591 543			CARPET ASSEMBLY - Tunnel, top, heather brown	1	28-7710001 and up	
591 544			CARPET ASSEMBLY - Tunnel, top, monaco brown	1	28-7710001 and up	
			A- Used on PA-28-235 with serial numbers 28-11040			

When ordering, always specify Part Number, Description, and Serial Number of Aircraft

PIPER PARTS CATALOG

Figure and Index Number	Part Number	Code	NOMENCLATURE	No. Req.	SERIAL NUMBERS AFFECTED	
27A-21	63116-96		CARPET - Spar box, left, red	1	28-11040 to 28-11393 inclusive	
	63116-102		CARPET - Spar box, right, red	1	28-11040 to 28-11393 inclusive	
	63116-58		CARPET - Spar box, left, brown	1	28-11040 to 28-11393 inclusive	
	63116-78		CARPET - Spar box, right, brown	1	28-11040 to 28-11393 inclusive	
	63116-51		CARPET - Spar box, left, blue	1	28-11040 to 28-11393 incl.	
	63116-75		CARPET - Spar box, right, blue	1	28-11040 to 28-11393 incl.	
	63116-138		CARPET - Spar box, left, black	1	28-11040 to 28-11393 incl.	
	63116-147		CARPET - Spar box, right, black	1	28-11040 to 28-11393 inclusive	
	67903-03		CARPET - Spar box, complete, red	1	28-7110001 to 28-7410120 incl.	
	67903-07		CARPET - Spar box, complete, blue	1	28-7110001 to 28-7410120 incl.	
	67903-05		CARPET - Spar box, complete, black	1	28-7110001 to 28-7410120 incl.	
	67903-09		CARPET - Spar box, complete, fawn	1	28-7110001 to 28-7410120 incl.	
	67903-11		CARPET - Spar box, complete, green	1	28-7110001 to 28-7410120 incl.	
	591 011		CARPET - Spar box, complete, red	1	28-7510001 to 28-7610206 incl.	
	591 013		CARPET - Spar box, complete, blue	1	28-7510001 to 28-7610206 Incl.	
	591 012		CARPET - Spar box, complete, black	1	28-7510001 to 28-7610206 Incl.	
	591 015		CARPET - Soar box, complete, green	1	28-7510001 to 28-7610206 incl.	
	591 495		CARPET - Spar box, complete, heather brown	1	28-7710001 and up	
	591 496		CARPET - Spar box, complete, monaco brown	1	28-7710001 and up	
	-22	63116-103		CARPET ASSEMBLY - Tunnel, side, left, red	1	28-11040 to 28-11393 inclusive
		63116-12		CARPET ASSEMBLY - Tunnel, side, left, brown	1	28-11040 to 28-11393 inclusive
		63116-63		CARPET ASSEMBLY - Tunnel, side, left, blue	1	28-11040 to 28-11393 inclusive
		63116-150		CARPET ASSEMBLY - Tunnel, side, left, black	1	28-11040 to 28-11393 inclusive
		67904-02		CARPET ASSEMBLY - Tunnel, side, left, red	1	28-7110001 to 28-7410120 incl.
		67904-06		CARPET ASSEMBLY - Tunnel, side, left, blue	1	28-7110001 to 28-7410120 incl.
		67904-04		CARPET ASSEMBLY - Tunnel, side, left, black	1	28-7110001 to 28-7410120 incl.
		67904-08		CARPET ASSEMBLY - Tunnel, side, left, fawn	1	28-7110001 to 28-7410120 incl.
		67904-10		CARPET ASSEMBLY - Tunnel, side, left, green	1	28-7110001 to 28-7410120 incl.
		591 016		CARPET ASSEMBLY - Tunnel, side, left, red	1	28-7510001 to 28-7610206 incl.
		591 018		CARPET ASSEMBLY - Tunnel, side, left, blue	1	28-7510001 to 28-7610206 incl.
		591 017		CARPET ASSEMBLY - Tunnel, side, left, black	1	28-7510001 to 28-7610206 incl.
		591 020		CARPET ASSEMBLY - Tunnel, side, left, green	1	28-7510001 to 28-7610206 incl.
		591 497		CARPET ASSEMBLY - Tunnel, side, left, heather brown	1	28-7710001 and up
591 498			CARPET ASSEMBLY - Tunnel, side, left, monaco brown	1	28-7710001 and up	
63116-105			CARPET ASSEMBLY - Tunnel, side, right, red	1	28-11040 to 28-1139 inclusive	
63116-61			CARPET ASSEMBLY - Tunnel, side, right, brown	1	28-11040 to 28-1193 inclusive	
63116-65			CARPET ASSEMBLY - Tunnel, side, right, blue	1	28-11040 to 28-1133 inclusive	
63116-149			CARPET ASSEMBLY - Tunnel, side, right, black	1	28-11040 to 28-1133 inclusive	
67904-03			CARPET ASSEMBLY - Tunnel, side, right, red	1	28-7110001 to 28-7410120 incl.	
67904-07			CARPET ASSEMBLY - Tunnel, side, right, blue	1	28-7110001 to 28-7410120 incl.	
67904-05			CARPET ASSEMBLY - Tunnel, side, right, black	1	28-7110001 to 28-7410120 incl.	
67904-09			CARPET ASSEMBLY - Tunnel, side, right, fawn	1	28-7110001 to 28-7410120 incl.	
67904-11			CARPET ASSEMBLY - Tunnel, side, right, green	1	28-7110001 to 28-7410120 incl.	
591 021			CARPET ASSEMBLY - Tunnel, side, right, red	1	28-7510001 to 28-7610206 incl.	
591 023			CARPET ASSEMBLY - Tunnel, side, right, blue	1	28-7510001 to 28-7610206 incl.	
591 022			CARPET ASSEMBLY - Tunnel, side, right, black	1	28-7510001 to 28-7610206 incl.	
591 025			CARPET ASSEMBLY - Tunnel, side, right, green	1	28-7510001 to 28-7610206 incl.	
591 499			CARPET ASSEMBLY - Tunnel, side, right, heather brown	1	28-7710001 and up	
591 500			CARPET ASSEMBLY - Tunnel, side, right, monaco brown	1	28-7710001 and up	
				A- Used on PA-28-235 with serial numbers 28-11040 and up.		

When ordering, always specify Part Number, Description, and Serial Number of Aircraft

PIPER PARTS CATALOG

Figure and Index Number	Part Number	Code	NOMENCLATURE	No. Req.	SERIAL NUMBERS AFFECTED
27A-23	65324-05		CARPET - Baggage compartment, red	1	28-10003 to 28-11227 inclusive
	66802-02		CARPET - Baggage compartment, red	1	28-11228 to 28-11393 inclusive
	66802-06		CARPET - Baggage compartment, red	1	28-7110001 to 28-7410120 incl.
	591 471		CARPET - Baggage compartment, red	1	28-7510001 to 28-7610206 incl.
	65324-03		CARPET - Baggage compartment, brown	1	28-10003 to 28-11227 inclusive
	66802-03		CARPET - Baggage compartment, brown	1	28-11228 to 28-11393 inclusive
	65324-04		CARPET - Baggage compartment, blue	1	28-10003 to 28-11227 inclusive
	66802-04		CARPET - Baggage compartment, blue	1	28-11228 to 28-11393 inclusive
	66802-08		CARPET - Baggage compartment, blue	1	28-7110001 to 28-7410120 incl.
	591 473		CARPET - Baggage compartment, blue	1	28-7510001 to 28-7610206 incl.
	65324-06		CARPET - Baggage compartment, black	1	28-10003 to 28-11227 inclusive
	66802-05		CARPET - Baggage compartment, black	1	28-11228 to 28-11393 inclusive
	66802-07		CARPET - Baggage compartment, black	1	28-7110001 to 28-7410120 incl.
	591 472		CARPET - Baggage compartment, black	1	28-7510001 to 28-7610206 incl.
	66802-09		CARPET - Baggage compartment, fawn	1	28-7110001 to 28-7410120 incl.
	66802-10		CARPET - Baggage compartment, green	1	28-7110001 to 28-7410120 incl.
	591 474		CARPET - Baggage compartment, green	1	28-7510001 to 28-7610206 incl.
	591 491		CARPET - Baggage compartment, heather brown	1	28-7710001 and up
	591 492		CARPET - Baggage compartment, monaco brown	1	28-7710001 and up
	-24	63185-02		TRIM STRIP - Baggage compartment, rear	1
63185-03			TRIM STRIP - Baggage compartment, front	1	28-10003 to 28-11227 inclusive
63185-05			TRIM STRIP - Baggage compartment	1	28-11228 and up
		A-	Used on PA-28-235 with serial numbers 28-11040 and up.		

When ordering, always specify Part Number, Description, and Serial Number of Aircraft

PIPER PARTS CATALOG

Figure and Index Number	Part Number	Code	NOMENCLATURE	No. Req.	SERIAL NUMBERS AFFECTED
27A 25	63259-00	B	PLATE - Striker, baggage door, length 2.64"	1	
	99450-00	B	PLATE - Striker, baggage door, length 3.12"	1	
	63293-02	C	PLATE - Striker, baggage door, length 2.00"	1	
-26	67307-00		HEADLINING - Cockpit (464 350)	1	28-11040 to 28-11300 inclusive
	67307-02		HEADLINING - Cockpit (464 370)	1	28-11301 to 28-7210033 incl.
	67307-03		HEADLINING - Cockpit (464 375)	1	28-7310001 to 28-7310187 incl.
	76462-00		HEADLINING - Cockpit (464 385)	1	28-7410001 and up
-27	65664-00		DOOR ASSEMBLY - Rear bulkhead	1	28-11040 to 28-11300 inclusive
	79445-00		DOOR ASSEMBLY - Rear bulkhead	1	28-11301 and up
-28	65626-00		BULKHEAD ASSEMBLY - Rear cabin	1	28-11040 to 28-11300 incl.
	79836-02	D	BULKHEAD ASSEMBLY - Rear cabin	1	28-11301 and up
	36589-02	E	BULKHEAD ASSEMBLY - Rear cabin	1	28-11301 and up
-29	487 629	W	* STUD ASSEMBLY - (KM894-1A)	2	
-30	68399-02		PLACARD - Baggage limitation	1	
-31	99818-00		BLANKET ASSEMBLY - Firewall	1	
-32	63142-02		TRIM STRIP - Door frame, bottom rear	1	28-11040 to 28-7610020 incl.
	63142-56		TRIM STRIP - Door frame, bottom rear	1	28-7610021 and up
-33	63142-13		TRIM STRIP - Door frame, top and side rear	1	28-11040 to 28-7210033 incl.
	63142-39		TRIM STRIP - Door frame, side rear	1	28-7310001 to 28-7610020 incl.
	63142-38		TRIM STRIP - Door frame, top rear	1	28-7310001 to 28-7310127 incl.
	63142-47		TRIM STRIP - Door frame, top rear	1	28-7310128 to 28-7610020 incl.
	63142-55		TRIM STRIP - Door frame, top and side rear	1	28-7610021 and up
-34	63142-14		TRIM STRIP - Door frame. front	1	28-11040 to 28-7210033 incl.
	63142-40		TRIM STRIP - Door frame. front	1	28-7310001 to 28-7310127 incl.
	63142-48		TRIM STRIP - Door frame, front	1	28-7310128 to 28-7610020 incl.
	63142-51		TRIM STRIP - Door frame, front	1	28-7610021 and up
-35	63142-08		TRIM STRIP - Headlining	1	28-11040 to 28-7110042 incl.
	63142-36		TRIM STRIP - Headlining	1	28-7310001 to 28-7310187 incl.
-36	63142-27		TRIM STRIP - Headlining	1	28-11040 to 28-7210033 incl.
	63142-42		TRIM STRIP - Headlining	1	28-7310001 to 28-7310187 incl.
-37	63142-26		TRIM STRIP - Headlining, left	1	28-11040 to 28-7210033 incl.
	63142-25		TRIM STRIP - Headlining, right	1	28-11040 to 28-7210033 incl.
	63142-43		TRIM STRIP - Headlining	1	28-7310001 to 28-7310187 incl.
-38	99240-00		RING - Boot attachment	1	28-7110001 and up
-39	63130-02		PLATE - Heel	2	
-40	63116-159		CARPET - Spar box, black	2	28-11040 to 28-11393 incl.
	63116-160		CARPET - Spar box, brown	2	28-11040 to 28-11393 inclusive
	63116-161		CARPET - Spar box, blue	2	28-11040 to 28-11393 inclusive
	63116-162		CARPET - Spar box, red	2	28-11040 to 28-11393 inclusive
-41	63229-02		SUPPORT ASSEMBLY - Sun visor	1	28-11040 to 28-11300 inclusive
-42	65667-00		GRILL ASSEMBLY - Air exhaust	1	28-11040 to 28-11393 inclusive
-43	65269-02		DOUBLER - Ash tray	2	
-44	65304-00		PANEL - Ash box	3	28-11040 to 28-11300 inclusive
-45	453 141	W	BOX - Ash	3	28-11040 to 28-11300 inclusive
-46	484 385	W	RETAINER - Ash box	3	28-11040 to 28-11300 inclusive
-47	65286-05		KNOB - Ash box, red (571 070)	3	28-11040 to 28-11300 inclusive
	65286-07		KNOB - Ash box, brown (571 072)	3	28-11040 to 28-11300 inclusive
	65286-06		KNOB - Ash box. blue (571 071)	3	28-11040 to 28-11300 inclusive
	65286-08		KNOB - Ash box, tan (571 097)	3	28-11040 to 28-11300 inclusive

- A- Used on PA-28-235 with serial numbers 28-11040 and up.
- B- Used if baggage door does not have push button latch.
- C- Used if baggage door has push button latch.
- D- Used if air conditioning is not installed.
- E- Used if air conditioning is installed.
- W- These parts must be ordered from Service Spares Department, Piper Aircraft, Lock Haven Penna.

When ordering, always specify Part Number, Description, and Serial Number of Aircraft

PIPER PARTS CATALOG

Figure and Index Number	Part Number	Code	NOMENCLATURE	No. Req.	SERIAL NUMBERS AFFECTED
27A-48	68484-00		PAN - Armrest	1	28-11040 to 28-11300 inclusive
-49	68492-02		PAD ASSEMBLY - Armrest, red	1	28-11040 to 28-11300 incl.
	68492-06		PAD ASSEMBLY - Armrest, brown	1	28-11040 to 28-11300 incl.
	68492-10		PAD ASSEMBLY - Armrest, blue	1	28-11040 to 28-11300 inclusive
	68492-14		PAD ASSEMBLY - Armrest, beige	1	28-11040 to 28-11300 inclusive
-50	65546 00		SILL - Door	1	28-11040 to 28-7210033 incl.
	76191-00		SILL - Door	1	28-7310001 to 28-7610020 incl.
	76191-02		SILL - Door	1	28-7610021 and up
-51	65672-05		SHIELD - Flap handle cover	1	
-52	65735-19	B	FLANGE - Air vent	4	
	65735-06		FLANGE - Air vent, brown	4	28-11040 to 28-11300 inclusive
	65735-13		FLANGE - Air vent, white	4	28-11301 to 28-7410120 incl.
-53	65735-18	B	CUP - Air vent	4	
	65735-03		CUP - Air vent, brown	4	2B-11040 to 28-11300 inclusive
-54	67235-00		GRIP - Handhold	2	28-11040 to 28-7210033 incl.
-55	62353-04		LOOP ASSEMBLY - Assist, white	1	28-11040 to 28-11300 inclusive
	62353-05		LOOP ASSEMBLY - Assist, white	1	28-11301 to 28-7410120 incl.
	79455-00		LOOP ASSEMBLY - Assist, white	1	28-7510001 and up
-56	68416-00		VENT ASSEMBLY - Air, forward, left (complete)	1	28-11040 to 28-7210033 incl.
	68416-02		VENT ASSEMBLY - Air, forward, left (complete)	1	28-7310001 and up
	68416-01		VENT ASSEMBLY - Air, forward, right (complete)	1	28-11040 to 28-7210033 incl.
	68416-03		VENT ASSEMBLY - Air, forward, right (complete)	1	28-7310001 and up
-57	68671-00		VALVE ASSEMBLY - Air vent	1	
-58	68499-04		SHAFT ASSEMBLY - Air vent valve, left	1	
	68499-05		SHAFT ASSEMBLY - Air vent valve, right	1	
-59	68584-00		GASKET - Air vent assembly	4	
-60	65564-02		WINDLACING - Door seal, white	1	
	69403-03		WINDLACING - Door seal, white	1	
-61	65219-00		PLACARD - Rudder trim	1	
-62	69243-00		PLACARD - Aircraft limitations	1	28-11040 to 28-11300 inclusive
	66989-00		PLACARD - Aircraft limitations	1	28-11301 and up
-63	63900-44		BUSHING - Sun visor	1	28-11040 to 28-11300 inclusive
-64	99458-00		BAR ASSEMBLY - Tow	1	
-65	66804-00		STRAP ASSEMBLY - Baggage tie down (tip end) black	2	
-66	66805-00		STRAP ASSEMBLY - Baggage tie down (buckle end) black	2	
-67	15086-00	W	SCREW - Self tapping (4x1 1/4) (486 187)	2	
-68	487 629	W	STUD ASSEMBLY - Coat hanger (KM894-1A)	2	

A- Used on PA-28-235 with serial numbers 28-11040 and up.
 B- When ordering, specify color red, blue/green, gold, black or green,
 W- These parts must be ordered from Service Spares Department, Piper- Aircraft, Lock Haven, Penna.

When ordering, always specify Part Number, Description, and Serial Number of Aircraft

PIPER PARTS CATALOG

Figure and Index Number	Part Number	Code	NOMENCLATURE	No. Req.	SERIAL NUMBERS AFFECTED
27A-69	63163-00		FLOORBOARD - Sta. 74 to Sta. 105, left and right	2	28-11040 to 28-7210033 incl.
	96684-00		FLOORBOARD - Sta. 74 to Sta. 105, left and right	2	28-7310001 and up
-70	63164-00		FLOORBOARD - Front, left	1	28-11040 to 28-7210033 incl.
	76123-00		FLOORBOARD - Front, left	1	28-7310001 to 28-7310187 incl.
	76123-04		FLOORBOARD - Front, left	1	28-7410001 and up
	63164-01		FLOORBOARD - Front, right	1	28-11040 to 28-7210033 incl.
	76123-01		FLOORBOARD - Front, right	1	28-7310001 to 28-7310187 incl.
	76123-05		FLOORBOARD - Front, right	1	28-7410001 and up
-71	764 114		VISOR ASSEMBLY - Sun	2	28-11040 to 28-11300 inclusive
-72	65866-00		BLADE - Sun visor	2	28-11301 to 28-7610163 incl
	37915-02		BLADE - Sun visor, pilot	1	28-7610164 and up
	65866-00		BLADE - Sun visor, copilot	1	28-7610164 and up
-73	65865-00		RETAINER - Sun visor	2	28-11301 and up
-74	65867-00		ROD - Sun visor	2	28-11301 and up
-75	65869-00		BEARING - Sun visor	2	28-11301 and up
-76	65870-00		CLIP - Sun visor, upper left and lower right	2	28-11301 and up
-77	65871-00		CLIP - Sun visor, lower left and upper right	2	28-11301 and up
-78	66710-16		HOLDER ASSEMBLY - Armrest	1	
-79	763 003		* BOX ASSEMBLY - Ash tray (S-25-AR-C)	1	
-79a	66710-44	B	PAD - Armrest	1	28-11040 to 28-7610206 incl.
	66710-26		PAD - Armrest, white	1	28-11301 to 28-7410120 incl.
	580 731		PAD - Armrest, camel	1	28-7710001 and up
-79b	419 594		SCREW - (AN530-10R36)		
-80	489 388		ASH RECEIVER - (Complete) Chrome (2A20580)	2	28-11301 and up
-81	99141-03		PLATE - Seat attachment, forward	4	28-7110001 and up
-82	99140-00		PLATE - Seat attachment, forward	4	28-7110001 and up
-83	99139-00		PLATE - Seat attachment, aft	4	28-7110001 to 28-7510016 incl.
	79440-00		RETAINER ASSEMBLY - Seat attachment, aft	4	28-7510017 to 28-7710006 incl.
	79781-02		PLATE ASSEMBLY - Seat attachment, aft	4	28-7710007 and up
-83a	68094-03		PLATE -Trim, aft	4	28-7710007 and up
-84	99142-00		CLIP-Seat attachment, aft	6	28-7110001 to 28-7510016 incl.
-85	68551-00		SLEEVE - Trim	2	28-7110001 to 28-7110042 incl.
-86	99252-02		COVER ASSEMBLY - Exhaust vent, red	2	28-7110001 to 28-7410120 incl.
	99252-03		COVER ASSEMBLY - Exhaust vent, blue	2	28-7110001 to 28-7410120 incl.
	99252-04		COVER ASSEMBLY - Exhaust vent, tan	2	28-7110001 to 28-7410120 incl.
	99252-05		COVER ASSEMBLY - Exhaust vent, black	2	28-7110001 to 28-7410120 incl.
	99252-07		COVER ASSEMBLY - Exhaust vent, green	2	28-7110001 to 28-7410120 incl.
	99252-09		COVER ASSEMBLY - Exhaust vent, blue/green	2	28-7110001 to 28-7410120 incl.
	99252-10	B	COVER ASSEMBLY - Exhaust vent	2	28-7510001 and up
-87	99245-02		CARPET - Floor, rear, red	1	28-7110001 to 28-7410120 incl.
	99245-05		CARPET - Floor, rear, blue	1	28-7110001 to 28-7410120 incl.
	99245-06		CARPET - Floor, rear, fawn	1	28-7110001 to 28-7410120 incl.
	99245-04		CARPET - Floor rear, black	1	28-7110001 to 28-7410120 incl.
	99245-07		CARPET - Floor rear, green	1	28-7110001 to 28-7410120 incl.
	591 399		CARPET - Floor, rear, red	1	28-7510001 to 28-7610206 incl.
	591 401		CARPET - Floor, rear, blue	1	28-7510001 to 28-7610206 incl.
	591 400		CARPET - Floor, rear, black	1	28-7510001 to 28-7610206 incl.
	591 403		CARPET - Floor, rear, green	1	28-7510001 to 28-7610206 incl.
	591 579		CARPET - Floor, rear, heather brown	1	28-7710001 and up
	591 580		CARPET - Floor, rear, monaco brown	1	28-7710001 and up
-88	99116-00		PANEL - Floor	1	28-7110001 to 28-7110042 incl.
	99116-02		PANEL - Floor	1	28-7210001 to 28-7510016 incl.
	99116-03		PANEL - Floor	1	28-7610017 to 28-7710006 incl.
	79828-03		PANEL - Floor	1	28-7710007 and up

A- Used on PA-28-235 with serial numbers 28-11040 and up
 B- When ordering, specify color red, blue/green, gold, black or green.

When ordering, always specify Part Number, Description, and Serial Number of Aircraft

PIPER PARTS CATALOG

Figure and Index Number	Part Number	Code	NOMENCLATURE	No. Req.	SERIAL NUMBERS AFFECTED
27A-89	414 769	W	SCREW - (MS24693-553)	45	28-7110001and up
	603 800		TEE NUT- (Stafast 83243-zn)	45	28-7110001and up
-90	414 761	W	SCREW - (MS24693-S48)	3	28-7110001and up
	603 800		TEE NUT- (Stafast 83243-zn)	3	28-7110001and up
-91	99143-00		STRIP -Trim	1	28-7110001and up
-92	78112-02		COVER - Cowl deck	1	28-7110001to 28-7210033 incl.
	78112-03		COVER - Cowl deck	1	28-7310001to 28-7410120 incl.
	78112-05		COVER -Cowl deck	1	28-7510001and up
-93	99967-00		RETAINER - Glare shield, left	1	28-7310001and up
	99968-00		RETAINER - Glare shield, right	1	28-7310001and up
-94	76221-00		CLIP - Shoulder harness retaining	1	28-7310072 and up
-95	79125-00		CAP - Trim, left	1	28-7310001and up
	79125-01		CAP - Trim, right	1	28-7310001and up
-96	99991-00		COVER - Transponder antenna	1	28-7210004 to 28-7310001 incl.
-97	69652-11	D	COVER ASSEMBLY - Fuel selector control, lower, brown	1	28-11040 to 28-11300 inclusive
	69652-06	D	COVER ASSEMBLY - Fuel selector control, lower, red	1	28-11040 to 28-11300 inclusive
	69652-07	D	COVER ASSEMBLY - Fuel selector control, lower, blue	1	28-11040 to 28-11300 inclusive
	69652-05	D	COVER ASSEMBLY - Fuel selector control, lower, tan	1	28-11040 to 28-11300 inclusive
	69652-08	D	COVER ASSEMBLY - Fuel selector control, lower, black	1	28-11301 to 28-7310125 incl,
	69442-02	B	COVER ASSEMBLY - Fuel selector control, lower, red	1	28-11301 to 28-7310125 incl
	69442-04	B	COVER ASSEMBLY - Fuel selector control, lower, tan	1	28-11301 to 28-7310125 incl.
	69442-06	B	COVER ASSEMBLY - Fuel selector control, lower, green	1	28-11301 to 28-7310125 incl
	69442-03	C	COVER ASSEMBLY - Fuel selector control, lower, blue	1	28-11301 to 28-11393 inclusive
	69442-05	C	COVER ASSEMBLY - Fuel selector control lower, black	1	28-11301 to 28-7310125 incl.
	69442-07	B	COVER ASSEMBLY - Fuel selector control, lower, white	1	28-11301 to 28-7310125 incl.
	69442-09	B	COVER ASSEMBLY - Fuel selector control, lower, blue/green	1	28-7110001 to 28-7310125 incl.
	69652-12	E	COVER ASSEMBLY - Fuel selector control, lower	1	28-7310126 and up
	69652-04		COVER ASSEMBLY - Fuel selector control, lower, white	1	28-7310126 to 28-7410120 incl.
-98	79456-00		CAP - Assist strap	1	28-7510001 and up
-99	79404-00		COVER - Trim, radio cooling	1	28-7510001 and up
-100	415 377		SCREW - (MS51957-28)	4	
	477 696		NUT - Dome (8061-NP)	4	
-101	515 710	W	SCREW - (PS10084-44-2)	2	28-7310001 and up
	690 640	W	WASHER - (NAS1149FN632P)	2	28-7310001 and up
	404 528	W	NUT - (MS21042-06)	2	28-7310001 and up
-102	36588-04		SCREW AND POST ASSEMBLY - Retainer	1	28-11301 and up
-103	484 691		RIVET- Plastic (201-120751-00-0103)	2	28-11301 and up
			A- Used on PA-28-235 with serial numbers 28-11040 and up.		
			B- No longer available. Order Cover Assembly for serial numbers 28-7310126 and up if Fuel Selector Control Modification Kit has been installed per Service Bulletin 376. If Fuel Selector Control Modification Kit has not been installed per Service Bulletin 376 order Kit 760 683 for serial numbers 28-11040 to 28-11300 incl. or Kit 760 684 for serial numbers 28-11301 to 28-7310083 incl.		
			C- No longer available. Order Cover Assembly Part No. 69652-07 blue or 69652-08 black if Fuel Selector Control Modificaion Kit has been installed per Service Bulletin 376. If Fuel Selector Control Modification Kit has not been installed per Service Bulletin 376 order Kit 760 683 for serial numbers 28-11040 to 28-11300 incl. or Kit 760 684 for serial numbers 28-11301 to 28-7310083 incl.		
			D- Used if Fuel Selector Control Modification Kit has been installed per Service Bulletin 376.		
			E- When ordering, specify color red, blue/green, gold, black, green or bark. Specify color "bark" for serial numbers 28-7710001 to 28-7710010 inclusive. Specify color "bark" for serial numbers 28-7710011and up.		
			W- These parts must be ordered from Service Spares Department, Piper Aircraft, Vero Beach, Florida		

When ordering, always specify Part Number, Description, and Serial Number of Aircraft

2C8
INTENTIONALLY LEFT BLANK

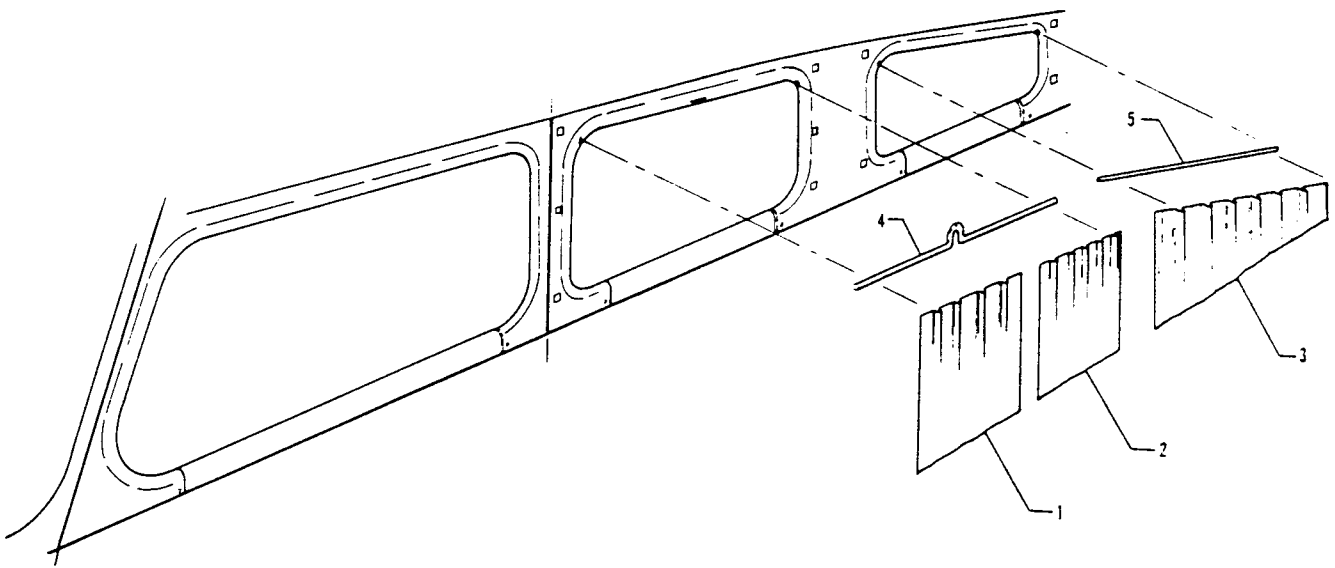


Figure 27B. Window Curtains Installation
(PA-28-235 - Serial Nos. 28-7710001 and up)
(PA-28R-200 - Serial Nos. 28R-7635504 and up)

PIPER PARTS CATALOG

Figure and Index Number	Part Number	Code	NOMENCLATURE	No. Req.	SERIAL NUMBERS AFFECTED
27B-	79721		DRAWING - Curtains and Rod Installation		
-1	79721-21		CURTAIN ASSEMBLY - Window, center front, left	1	
-2	79721-20		CURTAIN ASSEMBLY - Window, center front, right	1	
-3	79721-23		CURTAIN ASSEMBLY - Window, center rear, left	1	
-4	79721-22		CURTAIN ASSEMBLY - Window, center rear, right	1	
-5	79721-25		CURTAIN ASSEMBLY - Window, rear, left	1	
-6	79721-24		CURTAIN ASSEMBLY - Window, rear, right	1	
-7	79702-04		ROD - Window curtain, center, right	1	
-8	79702-09		ROD - Window, curtain, center, left	1	
-9	79702-07		ROD - Window curtain, rear	2	
			<p>A- Used on PA-28-235 with serial number 28-7710001 and up, and PA-28R-200 with serial numbers 28R-7635504 and up.</p>		

When ordering, always specify Part Number, Description, and Serial Number of Aircraft

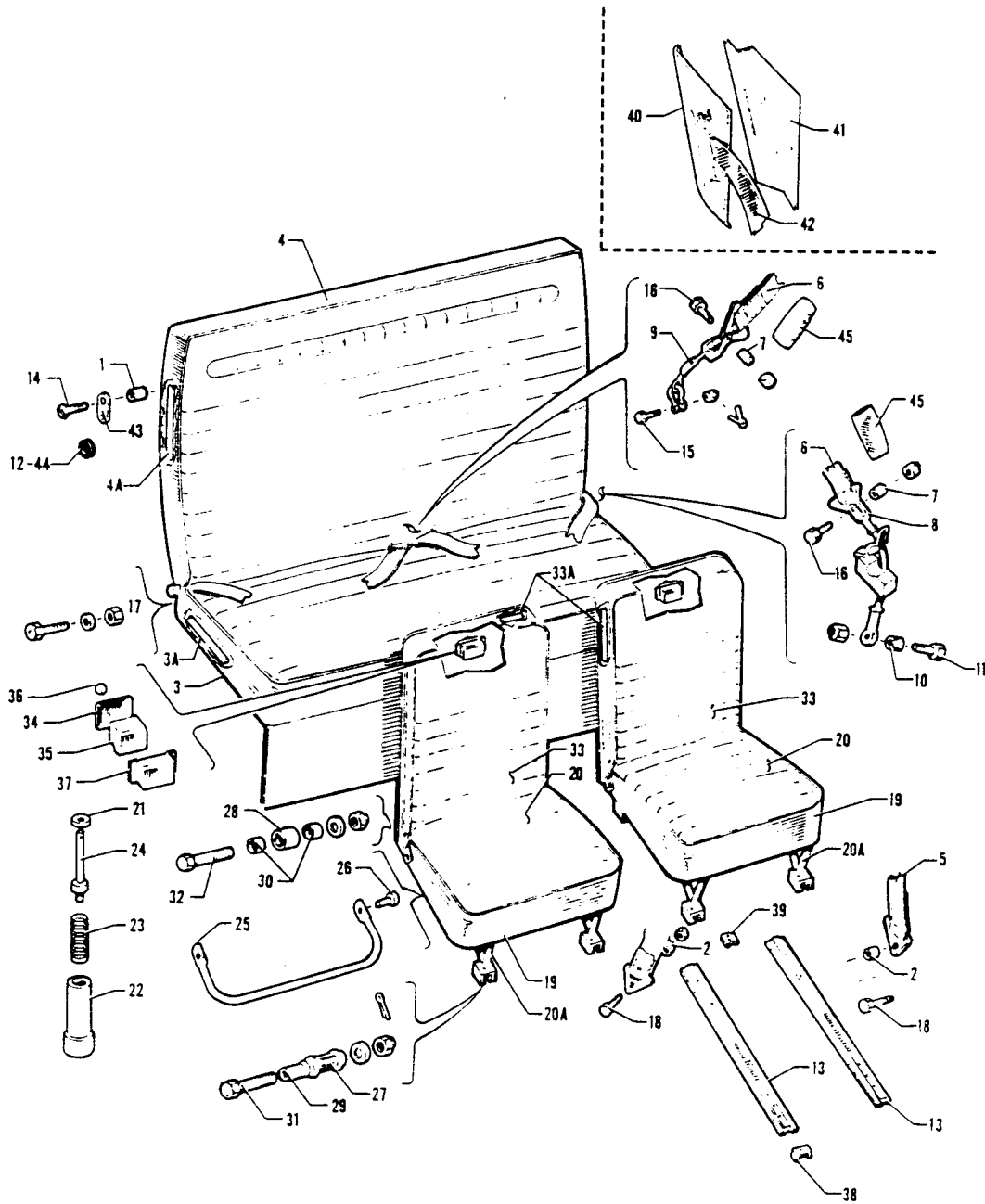


Figure 28. Seats Installation
 (PA-28-140 - Serial Nos. 28-20002 to 28-26956 inclusive)
 (PA-28-150-160-180 - Serial Nos. 28-1 to 28-5869 inclusive)
 (PA-28R-180 - Serial Nos. 28R-30005 to 28R-30481 inclusive, 28R-30483 to 28R-31279 inclusive)
 (PA-28R-200 - Serial Nos. 28R-30482, 28R-35001 to 28R-35830 inclusive)
 (PA-28-235 - Serial Nos. 28-10003 to 28-11393 inclusive)

PIPER PARTS CATALOG

Figure and Index Number	Part Number	Code	NOMENCLATURE	No. Req.	SERIAL NUMBERS AFFECTED
28-	62908 65078 65705	D E C	DRAWING - Seats Installation DRAWING - Seats Installation DRAWING - Seats Installation		28-10720 to 28-11039 inclusive
-1	63900-07		BUSHING - Rear seat, back	2	
-2	63900-53		BUSHING - Front seat safety belt attachment	4	
-3	62906-00	K	CUSHION ASSEMBLY - Rear seat bottom, brown	1	28-1 to 28-130 inclusive
	62906-03	K	CUSHION ASSEMBLY - Rear seat bottom, brown	1	28-131 to 28-670 inclusive
	63181-00	D,F	CUSHION ASSEMBLY - Rear seat bottom	1	
	65074-00	F,H	CUSHION ASSEMBLY - Rear seat bottom	1	28-1411 to 28-1760 inclusive
	65074-03	G,K	CUSHION ASSEMBLY - Rear seat bottom	1	28-1761 to 28-3109 inclusive
	65074-04	G,K	CUSHION ASSEMBLY - Rear seat bottom	1	28-3110 to 28-3442 inclusive
	65671-02	G,K	CUSHION ASSEMBLY - Rear seat bottom	1	28-3443 to 28-4379 inclusive
	65074-02	C,G	CUSHION ASSEMBLY - Rear seat bottom	1	28-10003 to 28-10719 inclusive
	65671-00	C,G	CUSHION ASSEMBLY - Rear seat bottom	1	28-10720 to 28-11039 inclusive
	65671-04	B,C	CUSHION ASSEMBLY - Rear seat bottom	1	28-11040 to 28-11300 inclusive
	67837-03	C,J	CUSHION ASSEMBLY - Rear seat bottom	1	28-11301 to 28-11393 inclusive
			A- Used on PA-28-150, PA-28-160 and PA-28-180 with serial numbers 28-1 to 28-5869 inclusive, PA-28-140 with serial numbers 28-20002 to 28-26956 inclusive, PA-28R-180 with serial numbers 28R-30005 to 28R-30481 inclusive, 28R-30483 to 28R-31279 inclusive, PA-28R-200 with serial numbers 28R-30482, 28R-35001 to 28R-35830 inclusive, and PA-28-235 with serial numbers 28-10003 to 28-11393 inclusive.		
			B- When ordering, specify color red, blue, brown or beige.		
			C- Used on PA-28-235 airplanes only.		
			D- Used on PA-28-150 and PA-28-160 with serial numbers 28-1 to 28-1760 inclusive, and PA-28-180 with serial numbers 28-671 to 28-1410 inclusive.		
			E- Used on PA-28-150, PA-28-160 and PA-28-180 with serial numbers 28-1761 to 28-5869 inclusive, PA-28-140 with serial numbers 28-20002 to 28-26956 inclusive, PA-28-235 with serial numbers 28-10003 to 28-10719 inclusive, 28-11040 to 28-11393 inclusive, PA-28R-180 with serial number 28R-30005 to 28R-31279 inclusive, and PA-28R-200 with serial numbers 28R-30482, 28R-35001 to 28R-35830 inclusive.		
			F- When ordering, specify color brown or gray.		
			G- When ordering, specify color red, blue or brown.		
			H- Used on PA-28-180 airplanes only.		
			J- When ordering, specify color red, green, blue, beige, black or white.		
			K- Used on PA-28-150, PA-28-160 and PA-28-180 only.		

When ordering, always specify Part Number, Description, and Serial Number of Aircraft

PIPER PARTS CATALOG

Figure and Index Number	Part Number	Code	NOMENCLATURE	No. Req.	SERIAL NUMBERS AFFECTED
28-3	65671-03	B,H	CUSHION ASSEMBLY - Rear seat bottom	1	28-1 to 28-670 inclusive
	67837-00	K,L	CUSHION ASSEMBLY - Rear seat bottom	1	
	67837-02	M,N	CUSHION ASSEMBLY - Rear seat bottom	1	
-3a	62900-07	D	FRAME ASSEMBLY - Rear seat bottom	1	
	62916-00	O	FRAME ASSEMBLY - Rear seat bottom	1	
	65066-00	E	FRAME ASSEMBLY - Rear seat bottom	1	
-4	62907-00	D	CUSHION ASSEMBLY - Rear seat back, brown	1	
	62907-03	D	CUSHION ASSEMBLY - Rear seat back, brown	1	
	63182-00	D,F	CUSHION ASSEMBLY - Rear seat back	1	
	63182-02	D,G	CUSHION ASSEMBLY - Rear seat back	1	
	63182-03	D,G	CUSHION ASSEMBLY - Rear seat back	1	
	65704-00	D,G	CUSHION ASSEMBLY - Rear seat back	1	
	63182-02	C,G	CUSHION ASSEMBLY - Rear seat back	1	
	65704-00	C,G	CUSHION ASSEMBLY - Rear seat back	1	
	65704-02	B,J	CUSHION ASSEMBLY - Rear seat back	1	
			A- Used on PA-28-150, PA-28-160 and PA-28-180 with serial numbers 28-1 to 28-5869 inclusive, PA-28-140 with serial numbers 28-20002 to 28-26956 inclusive, PA-28R-180 with serial numbers 28R-30005 to 28R-30481 inclusive, 28R-30483 to 28R-31279 inclusive, PA-28R-200 with serial numbers 28R-30482, 28R-35001 to 28R-35830 inclusive, and PA-28-235 with serial numbers 28-1003 to 28-11393 inclusive		
			B- When ordering, specify color red, blue, brown or beige.		
			C- Used on PA-28-235 airplanes only.		
			D- Used on PA-28-150, PA-28-160 and PA-28-180 only.		
			E- Used on PA-28-150, PA-28-160 and PA-28-180 with serial numbers 28-1411 to 28-5869 inclusive, PA-28-235 with serial number 28-10003 to 28-11393 inclusive, PA-28R-180 with serial numbers 28R-30005 to 28R-30481 inclusive, 28R-30483 to 28R-31279 inclusive, and PA-28R-200 with serial numbers 28R-30482, 28R-35001 to 28R-35830 inclusive.		
			F- When ordering, specify color brown or gray.		
			G- When ordering, specify color red, blue or brown.		
			H- Used on PA-28-180 with serial numbers 28-4380 to 28-5600 inclusive, and PA-28R-180 with serial numbers 28R-30005 to 28R-30481 inclusive, 28R-30483 to 28R-31250 inclusive.		
			J- Used on PA-28-180 with serial numbers 28-4380 to 28-5600 inclusive, PA-28R-180 with serial numbers 28R-30005 to 28R-30481 inclusive, 28R-30483 to 28R-31250 inclusive, and PA-28-235 with serial numbers 28-11040 to 28-11300 inclusive.		
			K- Used on PA-28R-200 with serial numbers 28R-30482, 28R-35001 to 28R-35600 inclusive.		
			L- When ordering, specify color red, brown, blue, beige, black or white.		
			M- Used on PA-28-180 with serial numbers 28-5601 to 28-5869 inclusive, PA-28R-180 with serial numbers 28R-31251 to 28R-31279 inclusive, and PA-28R-200 with serial numbers 28R-35601 to 28R-35830 inclusive.		
			N- When ordering, specify color red, green, blue, beige, black or white.		
			O- Used on PA-28-150 and PA-28-160 with serial numbers 28-1 to 28-1760 inclusive, and PA-28-180 with serial numbers 28-671 to 28-1410 inclusive.		

When ordering, always specify Part Number, Description, and Serial Number of Aircraft

PIPER PARTS CATALOG

Figure and Index Number	Part Number	Code	NOMENCLATURE	No. Req.	SERIAL NUMBERS AFFECTED
28-4	67838-00	B,F	CUSHION ASSEMBLY - Rear seat back	1	28-11301 to 28-11393 inclusive
	67838-02	C,E	CUSHION ASSEMBLY - Rear seat back	1	
	67838-02	E,H	CUSHION ASSEMBLY - Rear seat back	1	
-4a	62905-12	D	FRAME ASSEMBLY - Rear seat back	1	28-1 to 28-670 inclusive
	62914-00	L	FRAME ASSEMBLY - Rear seat back	1	
	65700-00	G	FRAME ASSEMBLY - Rear seat back	1	
	65700-06	B,J	FRAME ASSEMBLY - Rear seat back	1	
	65700-07	K	FRAME ASSEMBLY - Rear seat back	1	
			A- Used on PA-28-150, PA-28-160 and PA-28-180 with serial numbers 28-1 to 28-5869 inclusive, PA-28-140 with serial numbers 28-20002 to 28-26956 inclusive, PA-28R-180 with serial numbers 28R-30005 to 28R-30481 inclusive, 28R-30483 to 28R-31279 inclusive, PA-28R-200 with serial number 28R-30482, 28R-35001 to 28R-35830 inclusive, and PA-28-235 with serial numbers 28-10003 to 28-11393 inclusive.		
			B- Used on PA-28R-200 with serial numbers 28R-30482, 28R-35001 to 28R-35600 inclusive.		
			C- Used on PA-28-235 airplanes only.		
			D- Used on PA-28-150, PA-28-160 and PA-28-180 only.		
			E- When ordering, specify color red, green, blue, beige, black or white.		
			F- When ordering, specify color red, brown, blue, beige, black or white.		
			G- Used on PA-28-150, PA-28-160 and PA-28-180 with serial numbers 28-3443 to 28-4379 inclusive, and PA-28-235 with serial number 28-10720 to 28-11039 inclusive.		
			H- Used on PA-28-180 with serial numbers 28-5601 to 28-5869 inclusive, PA-28R-180 with serial number 28R-31251 to 28R-31279 inclusive, and PA-28R-200 with serial numbers 28R-35601 to 28R-35830 inclusive.		
			J- Used on PA-28-180 with serial numbers 28-4380 to 28-5600 inclusive, PA-28R-180 with serial numbers 28R 30005 to 28R-30481 inclusive, 28R-30483 to 28R-31250 inclusive, and PA-28-235 with serial numbers 28-11040 to 28-11300 inclusive.		
			K- Used on PA-28-180 with serial numbers 28-5601 to 28-5869 inclusive, PA-28-235 with serial numbers 28-11301 to 28-11393 inclusive, PA-28R-180 with serial numbers 28R-31251 to 28R-31279 inclusive, and PA-28R-200 with serial numbers 28R-35601 to 28R-35830 inclusive.		
			L- Used on PA-28-150, PA-28-160 and PA-28-180 with serial numbers 28-671 to 28-3442 inclusive, and PA-28-235 with serial numbers 28-10003 to 28-10719 inclusive.		

When ordering, always specify Part Number, Description, and Serial Number of Aircraft

PIPER PARTS CATALOG

Figure and Index Number	Part Number	Code	NOMENCLATURE	No. Req.	SERIAL NUMBERS AFFECTED
28-5	551 368	B,C	BELT ASSEMBLY - Safety, front (0108168-11), black	2	
	551 435		BELT ASSEMBLY - Safety, front (PS50039-4-26))	2	
-6	551 374	E	BELT ASSEMBLY - Safety, rear (PS50039-4-3), black	2	
-7	14843-51	W	BUSHING - Rear seat safety belt anachment	4	
-8	20868-00	W	CABLE ASSEMBLY - Safety belt attachment, rear side	2	
-9	65774-00		CABLE ASSEMBLY - Safety belt attachment, rear center	1	
-10	63900-24		BUSHING - Safety belt, rear side	2	
-11	401 269	W	BOLT - (AN3-10A)	2	
	404 526	W	NUT - (MS21042-3)	2	
-12	434 128	D,W	GROMMET - Rear seat back support (AN931-4-7)	2	
-13	62557-04		TRACK - Seat	4	
			A- Used on PA-28-150, PA-28-160 and PA-28-180 with serial numbers 28-1 to 28-5869 inclusive, PA-28-140 with serial numbers 28-20002 to 28-26956 inclusive, PA-28R-180 with serial numbers 28R-30005 to 28R-30481 inclusive, 28R-30483 to 28R-31279 indusrve, PA-28R-200 with serial numbers 28R-30482, 28R-35001 to 28R-35830 inclusive, and PA-28-235 with serial numbers 28-10003 to 28-11393 inclusive.		
			B- Used if shoulder harness has been installed.		
			C- Ascertain vendor's part number on lap belt. If 0108168-11 does not appear, also order matching Shoulder Belt Assembly, Part No 484 224.		
			D- Used on PA-28-150, PA-28-160 and PA-28-180 with serial numbers 28-1 to 28-5600 inclusive, PA-28R-180 with serial numbers 28R-30005 to 28R-30481 inclusive, 28R-30483 to 28R-31250 inclusive, PA-28R-200 with serial numbers 28R-30482, 28R-35001 to 28R-35600 inclusive, and PA-28-235 with serial numbers 28-10003 to 28-11300 inclusive.		
			E- Reference the latest revision of Service Bulletin 393 for Rear Seat Belt Attachment Modification for PA-28-140/180/235 and PA-28R-200 aircraft using Kit No. 760 794V.		
			W- These parts must be ordered from Service Spares Department, Piper Aircraft, Vero Beach, Florida		

When ordering, always specify Part Number, Description, and Serial Number of Aircraft

2C16
INTENTIONALLY LEFT BLANK

PIPER PARTS CATALOG

Figure and Index Number	Part Number	Code	NOMENCLATURE	No. Req.	SERIAL NUMBERS AFFECTED
28.14	400 903		BOLT- (AN24-13A)	2	
-15	400 009	W	BOLT- (AN4-14A)	1	
	690 611	W	WASHER - (NAS1149F0463P)	1	
	404 530	W	NUT - (MS21042-4)	1	
-16	400 440	W	BOLT- (AN3-6A)	4	
	404 526	W	NUT - (MS21042-3)	4	
-17	401 266	W	BOLT- (AN3-6A)	4	
	690 612	W	WASHER - (NAS1149F0363P)	4	
	404 156	W	NUT - (MS21083N3)	4	
-18	401 265	W	BOLT- (AN3-7A)	4	
-19	63139-05	C	CUSHION ASSEMBLY Right front seat, brown	1	28-1 to 28-130 inclusive
	63139-10	C	CUSHION ASSEMBLY - Right front seat, brown	1	28-131 to 28-470 inclusive
	63139-04	C	CUSHION ASSEMBLY - Left front seat, brown	1	28-1 to 28-130 inclusive
	63139-09	C	CUSHION ASSEMBLY - Left front seat, brown	1	28-131 to 28-670 inclusive
	63180-00	E,F	CUSHION ASSEMBLY - Front seat	2	28-671 to 28-1760 inclusive
	63068-00	B,F	CUSHION ASSEMBLY - Front seat	2	28-671 to 28-1760 inclusive
	63068-04	C,G	CUSHION ASSEMBLY - Front seat	2	28-176 to 28-3109 inclusive
	65717-00	C,G	CUSHION ASSEMBLY - Front seat	2	28-3110 to 28-3442 inclusive
	68061-00	C,G	CUSHION ASSEMBLY - Front seat	2	28-3443 to 28-4089 inclusive
	66551-00	C,G	CUSHION ASSEMBLY - Front seat	2	28-4090 to 28-4379 inclusive
	67836-00	O,H	CUSHION ASSEMBLY - Front seat	2	
	63139-09	B	CUSHION ASSEMBLY - Left front seat, brown	1	28-20002 to 28-20087 inclusive
	63139-10	B	CUSHION ASSEMBLY - Right front seat, brown	1	28-20002 to 28-20087 inclusive
	63180-00	B,F	CUSHION ASSEMBLY - Front seat	2	28-20088 to 28-20204 inclusive
	63068-08	B,F	CUSHION ASSEMBLY - Front seat	2	28-20205 to 28-20909 inclusive
	63068-11	B	CUSHION ASSEMBLY - Front seat, brown	2	28-20910 to 28-21467 inclusive
	65717-00	B,G	CUSHION ASSEMBLY - Front seat	2	28-21468 to 28-21866 inclusive
	68061-00	B,G	CUSHION ASSEMBLY - Front seat	2	28-21867 to 28-23332 inclusive
	66551-04	B,J	CUSHION ASSEMBLY - Front seat	2	28-23333 to 28-24999 inclusive
<p>Note: Refer to Figure 28B if vertically adjustable front seats are installed.</p> <p>A- Used on PA-28-150, PA-28-160 and PA-28-180 with serial numbers 28-1 to 28-5869 inclusive, PA-28-140 with serial numbers 28-20002 to 28-26956 inclusive, PA-28R-180 with serial numbers 28R-30005 to 28R-30481 inclusive, 28R-30483 to 28R-31279 inclusive, PA-28R-200 with serial numbers 28R-30482, 28R-3500 to 28R-35830 inclusive, and PA-28-235 with serial numbers 28-10003 to 28-11393 inclusive.</p> <p>B- Used on PA-28-140 airplanes only.</p> <p>C- Used on PA-28-150, PA-28-160 and PA-28-180 only.</p> <p>D- Used on PA-28R-200 with serial numbers 28R-30482, 28R-35001 to 28R-35600 inclusive.</p> <p>E- Used on PA-28-150 and PA-28-160 airplanes only.</p> <p>F- When ordering, specify color brown or gray.</p> <p>G- When ordering, specify color red, blue or brown.</p> <p>H- When ordering, specify color red, brown, blue, beige, black or white.</p> <p>J- When ordering, specify color red, blue, brown or beige.</p> <p>W- These parts must be ordered from Service Spares Department, Piper Aircraft, Vero Beach, Florida</p>					

When ordering, always specify Part Number, Description, and Serial Number of Aircraft

PIPER PARTS CATALOG

Figure and Index Number	Part Number	Code	NOMENCLATURE	No. Req.	SERIAL NUMBERS AFFECTED	
28-19	63068-04	C,G	CUSHION ASSEMBLY - Front seat	2	28-10003 to 28-10719 inclusive 28-10720 to 28-10957 inclusive 28-10958 to 28-11039 inclusive 28R-30005 to 28R-30249 incl.	
	68061-00	C,G	CUSHION ASSEMBLY - Front seat	2		
	66551-00	C,G	CUSHION ASSEMBLY - Front seat	2		
	66551-04	H,J	CUSHION ASSEMBLY - Front seat	2		
	65881-00	J,K	CUSHION ASSEMBLY - Front seat	2		
	67836-04	L,M	CUSHION ASSEMBLY - Front seat	2		
-20	63139-08	N	CUSHION ASSEMBLY - Front seat, bottom, brown	1	28-1 to 28-130 inclusive 28-131 to 28-670 incl. 28-671 to 28-1760 incl 28-671 to 28-1760 inclusive 28-1761 to 28-3109 inclusive 28-3110 to 28-3442 inclusive 28-3443 to 28-4089 inclusive 28-4090 to 28-4379 inclusive 28-20002 to 28-20087 inclusive 28-20088 to 28-20204 inclusive 28-20205 to 28-20909 inclusive 28-20910 to 28-21467 inclusive	
	63139-13	N	CUSHION ASSEMBLY - Front seat, bottom	1		
	63180-02	E,F	CUSHION ASSEMBLY - Front seat, bottom	1		
	63068-02	D,F	CUSHION ASSEMBLY - Front seat, bottom	1		
	63068-05	G,N	CUSHION ASSEMBLY - Front seat, bottom	1		
	65717-02	G,N	CUSHION ASSEMBLY - Front seat, bottom	1		
	68061-02	G,N	CUSHION ASSEMBLY - Front seat, bottom	1		
	66551-02	G,N	CUSHION ASSEMBLY - Front seat, bottom	1		
	63139-13	B	CUSHION ASSEMBLY - Front seat, bottom, brown	1		
	63180-02	B,F	CUSHION ASSEMBLY - Front seat, bottom	1		
	63068-02	B,F	CUSHION ASSEMBLY - Front seat, bottom	1		
	63068-09	B	CUSHION ASSEMBLY - Front seat, bottom, brown	1		
	<p>Note: Refer to Figure 28B if vertically adjustable front seats are installed.</p> <p>A- Used on PA-28-150, PA-28-160 and PA-28-180 with serial numbers 28-1 to 28-5869 inclusive, PA-28-140 with serial numbers 28-20002 to 28-26956 inclusive, PA-28R-180 with serial numbers 28R-30005 to 28R-30481 inclusive, 28R-30483 to 28R-31279 inclusive, PA-28R-200 with serial numbers 28R-30482, 28R-35001 to 28R-35830 inclusive, and PA-28-235 with serial numbers 28-10003 to 28-11393 inclusive.</p> <p>B- Used on PA-28-140 airplanes only.</p> <p>C- Used on PA-28-235 airplanes only.</p> <p>D- Used on PA-28-180 airplanes only.</p> <p>E- Used on PA-28-150 and PA-28-160 airplanes only.</p> <p>F- When ordering, specify color brown or gray.</p> <p>G- When ordering, specify color red, blue or brown.</p> <p>H- Used on PA-28R-180 airplanes only.</p> <p>J- When ordering, specify color red, blue, brown or beige.</p> <p>K- Used on PA-28-180 with serial numbers 28-4380 to 28-5600 inclusive, PA-28R-180 with serial numbers 28R-30250 to 28R-31250 inclusive, PA-28-235 with serial numbers 28-11040 to 28-11300 inclusive, PA-28R-200 with serial numbers 28R-30482, 28R-35001 to 28R-35600 inclusive, and PA-28-140 with serial numbers 28-25000 to 28-26956 inclusive.</p> <p>L- When ordering, specify color red, green, blue, black or white.</p> <p>M- Used on PA-28-180 with serial numbers 28-5601 to 28-5869 inclusive, PA-18R-180 with serial numbers 28R-31251 to 28R-31279 inclusive, PA-28-235 with serial number 28-11301 to 28-11393 inclusive, and PA-28R-200 with serial numbers 28R-35601 to 28R-35830 inclusive.</p> <p>N- Used on PA-28-150, PA-28-160 and PA-28-180 airplanes only.</p>					

When ordering, always specify Part Number, Description, and Serial Number of Aircraft

PIPER PARTS CATALOG

Figure and Index Number	Part Number	Code	NOMENCLATURE	No. Req.	SERIAL NUMBERS AFFECTED
28-20	65717-02	B,G	CUSHION ASSEMBLY - Front seat, bottom	1	28-21468 to 28-21866 inclusive 28-21867 to 28-23332 inclusive 28-23333 to 28-24999 inclusive 28-10003 to 28-10719 inclusive 28-10720 to 28-10957 inclusive 28-10958 to 28-11039 inclusive 28R-30005 to 28R-30249 incl.
	68061-02	B,G	CUSHION ASSEMBLY - Front seat, bottom	1	
	66551-05	B,J	CUSHION ASSEMBLY - Front seat, bottom	1	
	63068-05	C,G	CUSHION ASSEMBLY - Front seat, bottom	1	
	68061-02	C,G	CUSHION ASSEMBLY - Front seat, bottom	1	
	66551-02	C,G	CUSHION ASSEMBLY - Front seat, bottom	1	
	66551-05	H,J	CUSHION ASSEMBLY - Front seat, bottom	1	
	65881-02	J,K	CUSHION ASSEMBLY - Front seat, bottom	1	
	67836-02	D,L	CUSHION ASSEMBLY - Front seat, bottom	1	
	67836-05	E,F	CUSHION ASSEMBLY - Front seat, bottom	1	
	<p>Note: Refer to Figure 28B if vertically adjustable front seats are installed.</p> <p>A- Used on PA-28-150, PA-28-160 and PA-28-180 with serial numbers 28-1 to 28-5869 inclusive, PA-28-140 with serial numbers 28-20002 to 28-26956 inclusive, PA-28R-180 with serial number 28R-30005 to 28R-30481 inclusive, 28R-30483 to 28R-31279 inclusive, PA-28R-200 with serial number 28R-30482, 28R-35001 to 28R-35830 inclusive, and PA-28-235 with serial number 28-10003 to 28-11393 inclusive.</p> <p>B- Used on PA-28-140 airplanes only.</p> <p>C- Used on PA-28-235 airplanes only.</p> <p>D- When ordering, specify color red, brown, blue, beige, black or white.</p> <p>E- Used on PA-28-180 with serial numbers 28-5601 to 28-5869 inclusive, PA-28R-180 with serial numbers 28R-31251 to 28R-31279 inclusive, PA-28R-200 with serial numbers 28R-35601 to 28R-35830 inclusive, and PA-28-235 with serial numbers 28-11301 to 28-11393 inclusive.</p> <p>F- When ordering, specify color red, green, blue, beige, black or white.</p> <p>G- When ordering, specify color red, blue or brown.</p> <p>H- Used on PA-28R-180 airplanes only.</p> <p>J- When ordering, specify color red, blue, brown or beige.</p> <p>K- Used on PA-28-180 with serial numbers 28-4380 to 28-5600 inclusive, PA-28R-180 with serial numbers 28R-30250 to 28R-30481 inclusive, 28R-30483 to 28R-31250 inclusive, PA-28-235 with serial numbers 28-11040 to 28-11300 inclusive, and PA-28-140 with serial numbers 28-25000 to 28-26956 inclusive.</p> <p>L- Used on PA-28R-200 with serial numbers 28R-30482, 28R-35001 to 28R-35600 inclusive.</p>				

When ordering, always specify Part Number, Description, and Serial Number of Aircraft

PIPER PARTS CATALOG

Figure and Index Number	Part Number	Code	NOMENCLATURE	No. Req.	SERIAL NUMBERS AFFECTED
28-20a	18835-12	B	FRAME ASSEMBLY - Front seat, bottom	1	
	63443-00	C	FRAME ASSEMBLY - Front seat, bottom	1	
	68059-00	D	FRAME ASSEMBLY - Front seat, bottom	1	
	68059-06	E	FRAME ASSEMBLY - Front seat, bottom	1	
-21	85012-30	W	WASHER - Seat plunger	2	
-22	86102-56	W	WASHER - Seat plunger	2	
-23	50111-00	W	SPRING - Seat plunger	2	
-24	76175-02		PLUNGER - Seat	2	
-25	69501-00		HANDLE - Front seat adjustment	2	
-26	424 187	W	PIN - Flat head (AN393-37)	2	
<p>Note: Refer to Figure 28B if vertically adjustable front seats are installed.</p> <p>A- Used on PA-28-150, PA-28-160 and PA-28-180 with serial numbers 28-1 to 28-5869 inclusive, PA-28-140 with serial numbers 28-20002 to 28-26956 inclusive, PA-28R-180 with serial numbers 28R-30005 to 28R-30481 inclusive, 28R-30483 to 28R-31279 inclusive, PA-28R-200 with serial numbers 28R-30482, 28R-35001 to 28R-35830 inclusive, and PA-28-235 with serial numbers 28-10003 to 28-11393 inclusive.</p> <p>B- Used on PA-28-150, PA-28-160 and PA-28-180 with serial numbers 28-1 to 28-670 inclusive, and PA-28-140 with serial numbers 28-20002 to 28-20087 inclusive.</p> <p>C- Used on PA-28-150, PA-28-160 and PA-23-180 with serial numbers 28-671 to 28-3442 inclusive, PA-28-140 with serial numbers 28-20088 to 28-21866 inclusive, and PA-28-235 with serial numbers 28-10003 to 28-10719 inclusive.</p> <p>D- Used on PA-28-150, PA-28-160 and PA-28-180 with serial numbers 28-3443 to 28-4379 inclusive, PA-28-140 with serial numbers 28-21867 to 28-24999 inclusive, PA-28-235 with serial numbers 28-10720 to 28-11039 inclusive, and PA-28R-180 with serial number 28R-30005 to 28R-30249 inclusive.</p> <p>E- Used on PA-28-140 with serial numbers 28-25000 to 28-26956 inclusive, PA-28-180 with serial numbers 28-4380 to 28-5869 inclusive, PA-28-235 with serial numbers 28-11040 to 28-11393 inclusive, PA-28R-180 with serial numbers 28R-30250 to 28R-30481 inclusive, 28R-30483 to 28R-31279 inclusive, and PA-28R-200 with serial numbers 28R-30482, 28R-35001 to 28R-35830 inclusive.</p> <p>W- These parts must be ordered from Service Spares Department, Piper Aircraft, Lock Haven, Penna.</p>					

When ordering, always specify Part Number, Description, and Serial Number of Aircraft

PIPER PARTS CATALOG

Figure and Index Number	Part Number	Code	NOMENCLATURE	No. Req.	SERIAL NUMBERS AFFECTED
28-27	87332-02	D	ROLLER - Seat, front	2	
-28	87332-02	C,D	ROLLER - Seat, rear	2	
	452 386	B	BEARING - Seat, rear (NAS506-4)	2	
-29	65003-47		BUSHING - Seat roller, front	2	
-30	65003-47	C	BUSHING - Seat roller, rear	2	
	63900-54	B,W	BUSHING - Seat roller, rear	4	
-31	400 110	C,W	BOLT - Seat roller (AN4-15) front	2	
	401 315	B,W	BOLT - Seat roller (AN4-15A) front	2	
	404 101	C,W	NUT- (AN310-4) Front	2	
	404 888	B,W	NUT - (MS20365-428C) Front	2	
	690 611	B,W	WASHER - (NAS1149F0463P)	2	
	424 051	C,W	COTTER PIN - (AN380-2-2)	2	
-32	400 111	C,W	BOLT - Seat roller (AN4-16) rear	2	
	401 315	B,W	BOLT - Seat roller (AN4-15A) rear	2	
	404 101	C,W	NUT - (AN310-4) Rear	2	
	404 888	B,W	NUT - (MS20365-428C) Rear	2	
	690 611	B,W	WASHER - (NAS1149F0463P)	2	
	424 051	C,W	COTTER PIN - (AN380-2-2)	2	
			Note: Refer to Figure 28B if vertically adjustable front seats are installed.		
			A- Used on PA-28-150, PA-28-160 and PA-28-180 with serial number 28-1 to 28-5869 inclusive, PA-28-140 with serial numbers 28-20002 to 28-26956 inclusive, PA-28R-180 with serial number 28R-30005 to 28R-30481 inclusive, 28R-30483 to 28R-31279 inclusive, PA-28R-200 with serial number 28R-30482, 28R-35001 to 28R-35830 inclusive, and PA-28-235 with serial numbers 28-10003 to 28-11393 inclusive.		
			B- Used on PA-28-150, PA-28-160 and PA-28-180 with serial number 28-1761 to 28-5869 inclusive, PA-28-140 with serial number 28-20301 to 28-26956 inclusive, PA-28-235 with serial numbers 28-10487 to 28-11393 inclusive, PA-28R-180 with serial numbers 28R-30005 to 28R-30481 inclusive, 28R-30483 to 28R-31279 inclusive, and PA-28R-200 with serial numbers 28R-30482, 28R-35001 to 28R-35830 inclusive.		
			C- Used on PA-28-150, PA-28-160 and PA-28-180 with serial numbers 23-1 to 28-1760 inclusive, PA-28-140 with serial numbers 28-20002 to 28-20300 inclusive, and PA-28-235 with serial numbers 28-10003 to 28-10486 inclusive.		
			D- Before ordering, ascertain O.D. at center of seat roller. If O.D. of roller measures .42, (2) rollers P/N 87332-02 must be ordered. If O.D. of roller measures .62, order rollers(s) as required.		
			W- These parts must be ordered from Service Spares Department, Piper Aircraft, Lock Haven, Penna.		

When ordering, always specify Part Number, Description, and Serial Number of Aircraft

PIPER PARTS CATALOG

Figure and Index Number	Part Number	Code	NOMENCLATURE	No. Req.	SERIAL NUMBERS AFFECTED
28-33	63139-06	J	CUSHION ASSEMBLY - Front seat, back, left, brown		28-1 to 28-130 inclusive
	63139-07	J	CUSHION ASSEMBLY - Front seat, back, right, brown	1	28-1 to 28-130 inclusive
	63139-11	J	CUSHION ASSEMBLY - Front seat, back, left, brown	1	28-131 to 28-670 inclusive
	63139-12	J	CUSHION ASSEMBLY - Front seat, back, right, brown	1	28-131 to 28-670 inclusive
	63180-03	F,K	CUSHION ASSEMBLY - Front seat, bsck	1	28-671 to 28-1760 inclusive
	63068-03	B,F	CUSHION ASSEMBLY - Front seat, back	1	28-671 to 28-1760 inclusive
	63068-06	G,J	CUSHION ASSEMBLY - Front seat, back	1	28-1761 to 28-3109 inclusive
	65717-03	G,J	CUSHION ASSEMBLY - Front seat, back	1	28-3110 to 28-3442 inclusive
	68061-03	G,J	CUSHION ASSEMBLY - Front seat, back	1	28-3443 to 28-4089 inclusive
	66551-03	G,J	CUSHION ASSEMBLY - Front seat, back	1	28-4090 to 28-4379 inclusive
	63139-11	D	CUSHION ASSEMBLY - Front seat, back, left, brown	1	28-20002 to 28-20087 inclusive
	63139-12	O	CUSHION ASSEMBLY - Front seat, back, right, brown	1	28-20002 to 28-20087 inclusive
	63180-03	D,F	CUSHION ASSEMBLY - Front seat, back	1	28-20088 to 28-20204 inclusive
	63068-07	D,F	CUSHION ASSEMBLY - Front seat, back	1	28-20205 to 28-20909 inclusive
	63068-10	D	CUSHION ASSEMBLY - Front seat, back, brown	1	28-20910 to 28-21467 inclusive
	65717-03	D,G	CUSHION ASSEMBLY - Front seat, back	1	28-21468 to 28-21866 inclusive
	68061-03	D,G	CUSHION ASSEMBLY - Front seat, back	1	28-21867 to 28-23332 inclusive
	66551-06	D,H	CUSHION ASSEMBLY - Front seat, back	1	28-23333 to 28-24999 inclusive
	63068-06	C,G	CUSHION ASSEMBLY - Front seat, bsck	1	28-10003 to 28-10719 inclusive
	68061-03	C,G	CUSHION ASSEMBLY - Front seat, back	1	28-10720 to 28-10957 inclusive
	66551-03	C,G	CUSHION ASSEMBLY - Front seat, back	1	28-10958 to 28-11039 inclusive
	66551-06	E,H	CUSHION ASSEMBLY - Front seat, back	1	28R-30005 to 28R-30249 incl.
	<p>Note: Refer to Figure 28B if vertically adjustable front seats are installed.</p> <p>A- Used on PA-28-150, PA-28-160 and PA-28-180 with serial number 28-1 to 28-5869 inclusive, PA-28-140 with serial numbers 28-20002 to 28-26956 inclusive, PA-28R-180 with serial numbers 28R-30005 to 28R-30481 inclusive, 28R-30483 to 28R-31279 inclusive, PA-28R-200 with serial numbers 28R-30482, 28R-35001 to 28R-35830 inclusive, and PA-28-235 with serial numbers 28-10003 to 28-11393 inclusive.</p> <p>B- Used on PA-28-180 airplanes only.</p> <p>C- Used on PA-28-235 airplanes only.</p> <p>D- Used on PA-28-140 only.</p> <p>E- Used on PA-28R-180 airplanes only.</p> <p>F- When ordering, specify color brown or gray.</p> <p>G- When ordering, specify color red, blue or brown.</p> <p>H- When ordering, specify color red, blue, brown or beige.</p> <p>J- Used on PA-28-150, PA-28-160 and PA-28-180 only.</p> <p>K- Used on PA-28-150 and PA-28-160 airplanes only.</p>				

When ordering, always specify Part Number, Description, and Serial Number of Aircraft

PIPER PARTS CATALOG

Figure and Index Number	Part Number	Code	NOMENCLATURE	No. Req.	SERIAL NUMBERS AFFECTED
28-33	65881-03	E,H	CUSHION ASSEMBLY - Front seat, back		
	67836-03	J,K	CUSHION ASSEMBLY - Front seat, back	1	
	67836-06	G,L	CUSHION ASSEMBLY - Front seat, back	1	
-33a	18838-04	B	FRAME ASSEMBLY - Front seat, back	1	
	65273-00	C	FRAME ASSEMBLY - Front seat, back	1	
	68067-00	D	FRAME ASSEMBLY - Front seat, back	1	
	65879-00	F	FRAME ASSEMBLY - Front seat, back	1	
			Note: Refer to Figure 28B if vertically adjustable front seats are installed.		
			A- Used on PA-28-150, PA-28-160 and PA-28-180 with serial numbers 28-1 to 28-5869 inclusive, PA-28-140 with serial numbers 28-20002 to 28-26956 inclusive, PA-28R-180 with serial numbers 28R-30005 to 28R-30481 inclusive, 28R-30483 to 28R-31279 inclusive, PA-28R-200 with serial numbers 28R-30482, 28R-35001 to 28R-35830 inclusive, and PA-28-235 with serial numbers 28-10003 to 28-11393 inclusive.		
			B- Used on PA-28-150, PA-28-160 and PA-28-180 with serial numbers 28-1 to 28-1760 inclusive, and PA-28-140 with serial numbers 28-20002 to 28-21467 inclusive.		
			C- Used on PA-28-150, PA-28-160 and PA-28-180 with serial numbers 28-1761 to 28-3442 inclusive, PA-28-140 with serial numbers 28-21468 to 28-21866 inclusive, and PA-28-235 with serial number 28-10003 to 28-10719 inclusive.		
			D- Used on PA-28-150, PA-28-160 and PA-28-180 with serial numbers 28-3443 to 28-4379 inclusive, PA-28-140 with serial numbers 28-21867 to 28-24999 inclusive, PA-28-235 with serial numbers 28-10720 to 28-11039 inclusive, and PA-28R-180 with serial numbers 28R-30005 to 28R-30249 inclusive.		
			E- Used on PA-28-180 with serial numbers 28-4380 to 28-5600 inclusive, PA-28R-180 with serial numbers 28R-30250 to 28R-30481 inclusive, 28R-30483 to 28R-31250 inclusive, PA-28-235 with serial numbers 28-11040 to 28-11300 inclusive, and PA-28-140 with serial numbers 28-25000 to 28-26956 inclusive.		
			F- Used on PA-28-140 with serial numbers 28-25000 to 28-26956 inclusive, PA-28-180 with serial numbers 28-4380 to 28-5369 inclusive, PA-28-235 with serial numbers 28-11040 to 28-11393 inclusive, PA-28R-180 with serial numbers 28R-30250 to 28R-30481, 28R-30483 to 28R-31279 inclusive, and PA-28R-200 with serial numbers 28R-30482, 28R-35001 to 28R-35830 inclusive.		
			G- When ordering, specify color red, green, blue, beige, black or white.		
			H- When ordering, specify color red, blue, brown or beige.		
			J- Used on PA-28R-200 with serial numbers 28R-30482, 28R-35001 to 28R-35600 inclusive.		
			K- When ordering, specify color red, brown, blue, beige, black or white.		
			L- Used on PA-28-180 with serial numbers 28-5601 to 28-5869 inclusive, PA-28R-180 with serial numbers 28R-31251 to 28R-31279 inclusive, PA-28R-200 with serial numbers 28R-35601 to 28R-35830 inclusive, and PA-28-235 with serial numbers 28-11301 to 28-11393 inclusive.		

When ordering, always specify Part Number, Description, and Serial Number of Aircraft

PIPER PARTS CATALOG

Figure and Index Number	Part Number	Code	NOMENCLATURE	No. Req.	SERIAL NUMBERS AFFECTED
28-34	65304-00	B	PANEL - Ash box	1	
-35	453 141	B,W	BOX -Ash	1	
-36	65286-02	B	KNOB - Ash box, red	1	
	65286-03	B	KNOB - Ash box, blue	1	
	65286-04	B	KNOB - Ash box, brown	1	
-37	484 385	B,W	RETAINER - Ash box	1	
-38	62654-00		STOP - Seat, inboard, front	2	
-39	62655-00		STOP - Seat, inboard, rear	2	
-40	65761-02	C,E,F	COVER - Inertia reel, 8" x 7" left, red	1	
	67762-02	D,E	COVER - Inertia reel, 11 1/4" x 6", left, red	1	28-26401 to 28-26956 inclusive
	65761-03	C,E,F	COVER - Inertia reel, 8" x 7", right, red	1	
	67762-03	D,E	COVER - Inertia reel, 11 1/4" x 6", right, red	1	28-26401 to 28-26956 inclusive
	65761-04	C,E,F	COVER - Inertia reel, 8" x 7", left, blue	1	
	67762-04	D,E	COVER - Inertia reel, 11 1/4" x 6", left, blue	1	28-26401 to 28-26956 inclusive
	65761-05	C,E,F	COVER - Inertia reel, 8" x 7", right, blue	1	
	67762-05	D,E	COVER - Inertia reel, 11 1/4" x 6", right, blue	1	28-26401 to 28-26956 inclusive
	65761-06	C,E,F	COVER - Inertia reel, 8" x 7", left, brown	1	
	67762-08	D,E	COVER - Inertia reel, 11 1/4" x 6", left, brown	1	28-26401 to 28-26956 inclusive
	65761-07	C,E,F	COVER - Inertia reel, 8" x 7", right, brown	1	
	67762-09	D,E	COVER - Inertia reel, 11 1/4" x 6", right, brown	1	28-26401 to 28-26956 inclusive
	65761-08	C,E,F	COVER - Inertia reel, 8" x 7", left, gray	1	
	65761-09	C,E,F	COVER - Inertia reel, 8" x 7", right, gray	1	
	65761-10	C,E,F	COVER - Inertia reel, 8" x 7", left, tan	1	
	67762-06	D,E	COVER - Inertia reel, 11 1/4" x 6", left, tan	1	28-26401 to 28-26956 inclusive
	65761-11	C,E,F	COVER - Inertia reel, 8" x 7", right, tan	1	
	67762-07	D,E	COVER - Inertia reel, 11 1/4" x 6", right, tan	1	28-26401 to 28-26956 inclusive

Note: Refer to Figure 28B if vertically adjustable front seats are installed.

A - Used on PA-28-150, PA-28-160 and PA-28-180 with serial numbers 28-1 to 28-5869 inclusive, PA-28-140 with serial numbers 28-20002 to 28-26956 inclusive, PA-28R-180 with serial numbers 28R-30005 to 28R-30481 inclusive, 28R-30483 to 28R-31279 inclusive, PA-28R-200 with serial numbers 28R-30482, 28R-35001 to 28R-35830 inclusive, and PA-28-235 with serial numbers 28-10003 to 28-11393 inclusive.

B - Used on PA-28-150, PA-28-160 and PA-28-180 with serial numbers 28-1761 to 28-3443 inclusive, PA-28-140 with serial numbers 28-21468 to 28-21866 inclusive, and PA-28-235 with serial numbers 28-10003 to 28-10719 inclusive.

C - Used on PA-28-140 with serial numbers 28-20002 to 28-26400 inclusive, PA-28-150, PA-28-160 and PA-28-180 with serial numbers 28-1761 to 28-4377 inclusive.

D - Used on PA-28-140 airplanes only.

E - Used if shoulder harness has been installed.

F - If installing Shoulder Harness Kit 760 365, order reel covers for PA-28-140 with serial numbers 28-26401 to 28-26956 inclusive, PA-28-150, PA-28-160 and PA-28-180 require reel covers used on PA-28-180 with serial numbers 28-5601 to 28-26956 inclusive.

W - These parts must be ordered from Service Spares Department, Piper Aircraft, Lock Haven, Penna

When ordering, always specify Part Number, Description, and Serial Number of Aircraft

PIPER PARTS CATALOG

Figure and Index Number	Part Number	Code	NOMENCLATURE	No. Req.	SERIAL NUMBERS AFFECTED
28-40	65764-02	B,C,D	COVER - Inertia reel, 7 1/8" x 7", left, red	1	
	69439-02	C,E	COVER - Inertia reel, 12 1/2" x 6 1/8", left, red	1	
	65764-03	B,C,D	COVER - Inertia reel, 7 1/8" x 7", right, red	1	
	69439-03	C,E	COVER - Inertia reel, 12 1/2" x 6 1/8", right, red	1	
	65764-04	B,C,D	COVER - Inertia reel, 7 1/8" x 7", left, blue	1	
	69439-04	C,E	COVER - Inertia reel, 12 1/2" x 6 1/8", left, blue	1	
	65764-05	B,C,D	COVER - Inertia reel, 7 1/8" x 7", right, blue	1	
	69439-05	C,E	COVER - Inertia reel, 12 1/2" x 6 1/8", right, blue	1	
	65764-06	B,C,D	COVER - Inertia reel, 7 1/8" x 7", left, brown	1	
	65764-07	B,C,D	COVER - Inertia reel, 7 1/8" x 7", right, brown	1	
	65764-08	B,C,D	COVER - Inertia reel, 7 1/8" x 7", left, tan	1	
	69439-06	C,E	COVER - Inertia reel, 12 1/2" x 6 1/8", left, tan	1	
	65764-09	B,C,D	COVER - Inertia reel, 7 1/8" x 7", right, tan	1	
	69439-07	C,E	COVER - Inertia reel, 12 1/2" x 6 1/8", right, tan	1	
	69439-08	C,E	COVER - Inertia reel, 12 1/2" x 6 1/8", left, green	1	
	69439-09	C,E	COVER - Inertia reel, 12 1/2" x 6 1/8", right, green	1	
	69439-10	C,E	COVER - Inertia reel, 12 1/2" x 6 1/8", left, black	1	
69439-11	C,E	COVER - Inertia reel, 12 1/2" x 6 1/8", right, black	1		
69439-12	C,E	COVER - Inertia reel, 12 1/2" x 6 1/8", left, white	1		
69439-13	C,E	COVER - Inertia reel, 12 1/2" x 6 1/8", right, white	1		
			<p>A- Used on PA-28-150, PA-28-160 and PA-28-180 with serial numbers 28-1 to 28-5869 inclusive, PA-28-140 with serial numbers 28-20002 to 28-26956 inclusive, PA-28R-180 with serial numbers 28R-30005 to 28R-30481 inclusive, 28R-30483 to 28R-31279 inclusive, PA-28R-200 with serial numbers 28R-30482, 28R-35001 to 28R-35830 inclusive, and PA-28-235 with serial numbers 28-10003 to 28-11393 inclusive.</p> <p>B- Used on PA-28-180 with serial numbers 28-4378 to 28-5600 inclusive, and PA-28-235 with serial numbers 28-11040 to 28-11300 inclusive.</p> <p>C- Used if shoulder harness has been installed.</p> <p>D- If installing Shoulder Harness Kit 760 365, order reel coven for PA-28-180 with serial number 28-5601 to 28-5869 inclusive, and PA-28-235 with serial numbers 28-11301 to 28-11393 inclusive.</p> <p>E- Used on PA-28-180 with serial numbers 28-5601 to 28-5869 inclusive, PA-28R-180 with serial numbers 28R-31251 to 28R-31279 inclusive, PA-28R-200 with serial numbers 28R-35601 to 28R-35830 inclusive, and PA-28-235 with serial numbers 28-11301 to 28-11393 inclusive.</p>		

When ordering, always specify Part Number, Description, and Serial Number of Aircraft

PIPER PARTS CATALOG

Figure and Index Number	Part Number	Code	NOMENCLATURE	No. Req.	SERIAL NUMBERS AFFECTED
28-41	65763-00	B,D	BRACKET - Shoulder belt support, left	1	
	66940-00	C,D	DOUBLER - Shoulder belt support, left	1	
	65763-01	B,D	BRACKET - Shoulder belt support, right	1	
	66940-01	C,D	DOUBLER - Shoulder belt support, right	1	
-42	484 224	E	BELT ASSEMBLY - Shoulder (0107116-9)	2	
-43	62915-00	F	SUPPORT - Resr seat back	2	
	67757-00	G	SUPPORT - Rear seat back	2	
-44	434 128	G,W	GROMMET - Rear seat back support (AN931-4-7)	2	
-45	68022-14		BOOT - Seat beit attachment, black	4	
			A- Used on PA-28-150, PA-28-160 and PA-28-180 with serial numbers 28-1 to 28-5869 inclusive, PA-28-140with serial numbers 28-20002 to 28-26956 inclusive, PA-28R-180 with serial numbers 28R-30005 to 28R-30481 inclusive, 28R-30482 to 28R-31279 inclusive, PA-28R-200 with serial numbers 28R-30482, 28R-35001to 28R-35830 indusive, and PA-28-235 with serial numbers 28-10003 to 28-11393 inclusive.		
			B- Used on PA-28-140 with serial numbers 28-20002 to 28-26400 inclusive, PA-28-150, PA-28-160 and PA28-180 wrth serial numbers 28-1716 to 28-5600 inclusive, and PA-28-235 with seriel numbers 28-11040 to 28-11300 inclusive.		
			C- Used on PA-28-140 with serial numbers 28-26401to 28-26956 inclusive, PA-28-180 with serial numbers 28-5601to 28-5869 inclusive, PA-28R-180 with serial numbers 28R-31251to 28R-31279 inclusive, PA-28R-200 with serial numbers 28R-35601to 28R-35830 indusive, and PA-28-235 with serial numben 28-11301to 28-11393 inclusive.		
			D- Used if shoulder harness has been installed.		
			E- Ascertain vendor's part number on shoulder belt. If 0107116-9 does not appear, also order matching Lap belt Assembly, Part No. 551 368.		
			F- Used on PA-28-150, PA-28-160 and PA-28-180 with serial numbers 28-1 to 28-5600 inclusive, PA-28R-180 with serial numbers 28R-30005 to 28R-30481 inclusive, 28R-30483 to 28R-31250 indusive, PA-28R-200 with serial numbers 28R-30482, 28R-35001 to 28R-35600 inclusive, and PA-28-235 with serial numbers 28-10003 to 28-11300 indusive,		
			G- Used on PA-28-180 with serial numbsrs 28-5601to 28-5869 inclusive, PA-28R-180 with serial numbers 28R-31251 to 28R-31279 inclusive, PA-28R-200 with serial number 28R-35601to 28R-35830 inclusive, and PA-28-235 th serial numbers 28-11301 to 28-11393 inclusive.		
			W- These parts must be ordered from Service Spares Department, Piper Aircraft, Lock Haven, Penna.		

When ordering, always specify Part Number, Description, and Serial Number of Aircraft

PIPER PARTS CATALOG

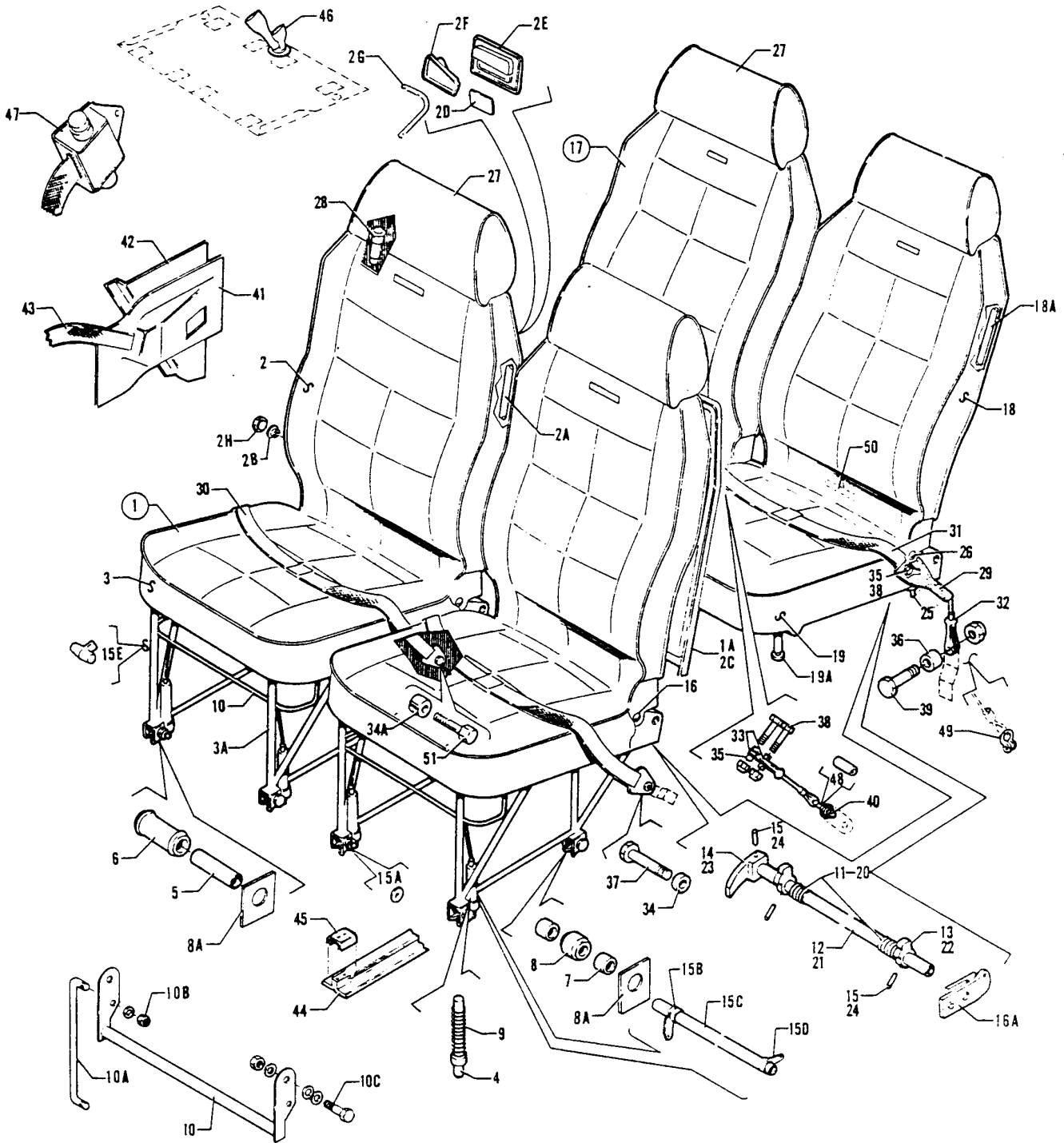


Figure 28A. Seats Installation
 (PA-28-140 - Serial Nos. 28-7125001 and up)
 (PA-28-180 - Serial Nos. 28-7105001 and up)
 (PA-28R-180 - Serial Nos. 28R-7130001 and up)
 (PA-28R-200 - Serial Nos. 28R-7135001 and up)
 (PA-28R-235 - Serial Nos. 28R-7110001 and up)

PIPER PARTS CATALOG

Figure and Index Number	Part Number	Code	NOMENCLATURE	No. Req.	SERIAL NUMBERS AFFECTED
28A-	99354	H	DRAWING - Seats Installation		
-1	76170	K,M	DRAWING - Seats Installation		
	99384-00	B,D,N	SEAT ASSEMBLY - Front, left	1	28-7125001 to 28-7125651 incl.
	99727-16	B,D,N	SEAT ASSEMBLY - Front, left	1	28-7225001 to 28-7225612 incl.
	79337-00	B,F,N	SEAT ASSEMBLY - Front, left	1	28-7325001 and up
	99384-01	B,D,N	SEAT ASSEMBLY - Front, right	1	28-7125001 to 28-7125651 incl.
	99727-01	B,D,N	SEAT ASSEMBLY - Front, right	1	28-7225001 to 28-7225612 incl.
	79337-01	B,F,N	SEAT ASSEMBLY - Front, right	1	28-7325001 and up
	99727-17	D,J,N	SEAT ASSEMBLY - Front, right	1	28-7225001 to 28-7225612 incl.
	79337-01	J,N	SEAT ASSEMBLY - Front, right, gold	1	28-7325001 and up
	99384-02	C, D,N	SEAT ASSEMBLY - Front, left	1	
	99727-21	F,G,N	SEAT ASSEMBLY - Front, left	1	
	76171-00	E,F,N	SEAT ASSEMBLY - Front, left	1	28R-7235001 to 28R-7235330 incl
	79337-02	F,L,M,N	SEAT ASSEMBLY - front, left	1	
			Note: Refer to Figure 28B or 28C if vertically adjustable front seats are installed.		
			A- Used on PA-28-140 with serial numbers 28-7125001 and up, PA-28-180 with serial numbers 28-7105001 and up, PA-28-235 with serial numbers 28-7110001 and up, PA-28R-180 with serial numbers 28R-7130001 and up, and PA-28R-200 with serial numbers 28R-7135001 and up.		
			B- Used on PA-29-140 airplanes only.		
			C- Used on PA-28-180 with serial numbers 28-7105001 to 28-7105244 inclusive, PA-28-235 with serial numbers 28-7110001 to 28-7110042 inclusive, PA-28R-180 with serial numbers 28R-7130001 to 28R-7130019 inclusive, and PA-28R-200 with serial numbers 28R-7135001 to 28R-7135238 inclusive.		
			D- When ordering, specify color red, blue, beige, black, white, green or gold.		
			E- Used on PA-28R-200 airplanes only.		
			F- When ordering, specify color red, blue/green, gold, green, black, white, blue, navajo sepia, navajo cactus or yellow/dark red. Specify trim color black or camel on 1977 and up model aircraft.		
			G- Used on PA-28-180 with serial numbers 28-7205001 to 28-7205328 inclusive, and PA-28-235 with serial numbers 28-7210001 to 28-7210033 inclusive.		
			H- Used on PA-28-140 with serial numbers 28-7125001 and up, PA-28-180 with serial numbers 28-7105001 and up, PA-28-235 with serial numbers 28-7110001 and up, PA-28R-180 with serial numbers 28R-7130001 to 28R-7130019 inclusive, and PA-28R-200 with serial numbers 28R-7135001 to 28R-7135238 inclusive.		
			J- Used on PA-28-140 Flite Liner only.		
			K- Used on PA-28R-200 with serial numbers 28R-7235001 and up.		
			L- Used on PA-28R-200 with serial numbers 28R-7335001 and up.		
			M- Used on PA-28-180 with serial numbers 28-7305001 and up and PA-28-235 with serial numbers 28-7310001 and up.		
			N- Reference latest revision to Service Letter 813 on vertically adjustable seat refinement using Kit No. 761-103.		

When ordering, always specify Part Number, Description, and Serial Number of Aircraft

PIPER PARTS CATALOG

Figure and Index Number	Part Number	Code	NOMENCLATURE	No. Req.	SERIAL NUMBERS AFFECTED	
28A- 1 -1a -2	99384-03	C,D,N	SEAT ASSEMBLY - Front, right	1	28R-7235001 to 28R-7235330 incl.	
	99727-03	F,G,N	SEAT ASSEMBLY - Front, right	1		
	76171-01	F,L,N	SEAT ASSEMBLY - Front, right	1		
	79337-03	E,F,M,N	SEAT ASSEMBLY - Front, right	1		
	78041-00	B,H	COVER - Seat back, left	1		
	78041-00	E,H,M	COVER - Seat back, left	1		
	78041-00	H,J	COVER - Seat back, right	1		
	99384-06	B,D	CUSHION ASSEMBLY - Back, left and right	1		
	99384-07	C,D	CUSHION ASSEMBLY - Back, left and right	1		
	99727-20	B,K	CUSHION ASSEMBLY - Back, left	1		
	99727-23	F,G	CUSHION ASSEMBLY - Back, left	1		
	99727-24	F,L	CUSHION ASSEMBLY - Back, left	1		
	Note: Refer to Figure 288 or 28C if vertically adjustable front seats are installed.					
	A- Used on PA-28-140 with serial numbers 28-7125001 and up, PA-28-180 with serial numbers 28-7105001 and up, PA-28-235 with serial numbers 28-7110001 and up, PA-28R-180 with serial numbers 28R-7130001 and up, and PA-28R-200 with serial numbers 28R-7135001 and up.					
B- Used on PA-28-140 airplanes only.						
C- Used on PA-28-180 with serial numbers 28-7105001 to 28-7105244 inclusive, PA-28-235 with serial numbers 28-7110001 to 28-7110042 inclusive, PA-28R-180 with serial numbers 28R-7130001 to 28R-7130019 inclusive, and PA-28R-200 with serial numbers 28R-7135001 to 28R-7135238 inclusive.						
D- When ordering, specify color red, blue, beige, black, white or green.						
E- Used on PA-28R-200 with serial numbers 28R-7335001 and up.						
F- When ordering, specify color red, blue/green, gold, green, black, white, blue, navajo sepia, navajo cactus or yellow/dark red. Specify trim color black or camel on 1977 and up model aircraft.						
G- Used on PA-28-180 with serial numbers 28-7205001 to 28-7205328 inclusive, and PA-28-235 with serial numbers 28-7210001 to 28-7210033 inclusive.						
H- When ordering, specify color red, blue/green, gold, black, white, green or bark. Specify color "Bark I" for PA-28-140 with serial numbers 28-7725001 to 28-7725174 inclusive, PA-28-235 with serial numbers 28-7710001 to 28-7710010 inclusive, and PA-28R-200 with serial numbers 28R-7635504 and up. Specify color "Bark II" for PA-28-140 with serial numbers 28-7725175 and up, and PA-28-235 with serial numbers 28-7710011 and up.						
J- Used on PA-28-140 Flite Liner only.						
K- When ordering, specify color red, blue, beige, gold or green.						
L- Used on PA-28R-200 airplanes only.						
M- Used on PA-28-180 with serial numbers 28-7305001 and up, and PA-28-235 with serial numbers 28-7310001 and up.						
N- Reference latest revision to Service Letter 813 on vertically adjustable seat refinement using Kit No. 761-103.						

When ordering, always specify Part Number, Description, and Serial Number of Aircraft

PA-28-140
PA-28-180
PA-28-235
PA-28R-180
PA-28R-200

PIPER PARTS CATALOG

Figure and Index Number	Part Number	Code	NOMENCLATURE	No. Req.	SERIAL NUMBERS AFFECTED
28A-2	96806-12	B,L	CUSHION ASSEMBLY - Back, left	1	28-7325001 to 28-7525322 incl.
	96806-12	F,H,K	CUSHION ASSEMBLY - Back, left	1	
	79337-16	C,F	CUSHION ASSEMBLY - Back, left	1	
	99727-07	B,D	CUSHION ASSEMBLY - Back, right	1	28-7225001 to 28-7225612 incl.
	99727-20	D,J	CUSHION ASSEMBLY - Back, right	1	
	99727-15	F,G	CUSHION ASSEMBLY - Back, right	1	28-7225001 to 28-7225612 incl.
	99727-25	E,F	CUSHION ASSEMBLY - Back, right	1	
	96806-24	B,D	CUSHION ASSEMBLY - Back, right	1	28R-7235001 to 28R-7235330 incl.
	96806-22	B,D	CUSHION ASSEMBLY - Back, right	1	
	96806-23	F,H,K	CUSHION ASSEMBLY - Back, right	1	28-7425280 to 28-7525322 incl.
	96806-12	D,J	CUSHION ASSEMBLY - Back, right	1	
	79337-17	C,F	CUSHION ASSEMBLY - Back, right	1	28-7325001 to 28-7525322 incl.
	Note: Refer to Figure 28B or 28C if vertically adjustable front seats are installed,				
A- Used on PA-28-140 with serial numbers 28-7125001 and up, PA-28-180 with serial numbers 28-7105001 and up, PA-28-235 with serial numbers 28-7110001 and up, PA-28R-180 with serial numbers 28R-7130001 and up, and PA-28R-200 with serial numbers 28R-7135001 and up.					
B- Used on PA-28-140 airplanes only.					
C- Used on PA-28-140 with serial numbers 28-7525323 and up, PA-28-180 with serial numbers 28-7505235 and up, PA-28-235 with serial numbers 28-7610096 and up, and PA-28R-200 with serial numbers 28R-7535299 and up.					
D- When ordering, specify color red, blue, beige gold or green.					
E- Used on PA-28R-200 airplanes only.					
F- When ordering, specify color red, blue/green, gold, green, black, white, blue, navajo sepia, navajo cactus or yellow/dark red. Specify trim color black or camel on 1977 and up model aircraft.					
G- Used on PA-28-180 with serial numbers 28-7205001 to 28-7205328 inclusive, and PA-28-235 with serial numbers 28-7210001 to 28-7210033 inclusive.					
H- Used on PA-28R-200 with serial numbers 28R-7335001 to 28R-7535298 inclusive.					
J- Used on PA-28-140 Flite Liner only.					
K- Used on PA-28-180 with serial numbers 28-7305001 to 28-7505234 inclusive, and PA-28-235 with serial numbers 28-7310001 to 28-7610095 inclusive.					
L- When ordering, specify color red, blue, gold, green.					

When ordering, always specify Part Number, Description, and Serial Number of Aircraft

PIPER PARTS CATALOG

Figure and Index Number	Part Number	Code	NOMENCLATURE	No. Req.	SERIAL NUMBERS AFFECTED
28A-2a	99093-00	B,J	** FRAME ASSEMBLY - Back, left and right	1	28R-7235001 to 28R-7235330 incl.
	99093-00	C,J	** FRAME ASSEMBLY - Back, left and right		
	99093-07	D,J	** FRAME ASSEMBLY - Back, left		
	96810-02	E,J	** FRAME ASSEMBLY - Back, left		
	79555-00	F,J	** FRAME ASSEMBLY - Back, left		
	99093-07	G,J	** FRAME ASSEMBLY - Back, right		
	99093-00	H,J	** FRAME ASSEMBLY - Back, right		
	96810-02	H,J	** FRAME ASSEMBLY - Back, right		
	96810-03	E,J	** FRAME ASSEMBLY - Back, right		
	79555-01	F,J	** FRAME ASSEMBLY - Back, right		
-2b	453 732	F,J	*** BUSHING - Seat back, right (PS10064-375-4)	1	
			<p>Note: Refer to Figure 288 or 28C if vertically adjustable front seats are installed.</p> <p>A- Used on PA-28-140 with serial numbers 28-7125001 and up, PA-28-180 with serial numbers 28-7105001 and up, PA-28-235 with serial numbers 28-7110001 and up, PA-28R-180 with serial numbers 28R-7130001 and up, and PA-28R-200 with serial numbers 28R-7135001 and up.</p> <p>B- Used on PA-28-140 with serial numbers 28-7125001 to 28-7125651 inclusive, PA-28-180 with serial numbers 28-7105001to 28-7105244 inclusive, PA-28-235 with serial numbers 28-7110001 to 28-7110042 inclusive, PA-28R-180 with serial numbers 28R-7130001 to 28R-7130019 inclusive, and PA-28R-200 with serial numbers 28R-7135001 to 28R-7135238 inclusive.</p> <p>C- Used on PA-28-140 with serial numbers 28-7225001 to 28-7225612 inclusive, PA-28-180 with serial numbers 28-7205001 to 28-7205328 inclusive, and PA-28-235 with serial numbers 28-7210001 to 28-7210033 inclusive.</p> <p>D- Used on PA-28R-200 airplanes only.</p> <p>E- Used on PA-28-140 with serial numbers 28-7325001 to 28-7525322 inclusive, PA-28-180 with serial numbers 28-7305001 to 28-7505234 inclusive, PA-28-235 with serial numbers 28-7310001 to 28-7610095 inclusive, and PA-28R-200 with serial numbers 28R-7335001 to 28R-7535298 inclusive.</p> <p>F- Used on PA-28-140 with serial numbers 28-7525323 and up, PA-28-180 with serial numbers 28-7505235 and up, PA-28-235 with serial numbers 28-7610096 and up, and PA-28R-200 with serial numbers 28R-7535299 and up.</p> <p>G- Used on PA-28-140 with serial numbers 28-7225001 to 28-7225612 inclusive, PA-28-180 with serial numbers 28-7205001 to 28-7205328 inclusive, PA-28-235 with serial numbers 28-7210001to 28-7210033 inclusive, and PA-28R-200 with serial numbers 28R-7235001 to 28R-7235330 inclusive.</p> <p>H- Used on PA-28-140 Flite Liner only.</p> <p>J- Reference latest revision to Service Letter 861 on Forward Facing Seat Back Modifications using Kit No. 763 890. Used on PA-28-140 aircraft with serial numbers 28-7325001 to 28-7725290 inclusive, PA-28-180 with serial numbers 28-7305001 to 28-7505259 inclusive, PA-28R-200 with serial numbers 28R-7235001 to 28R-7635545 inclusive and PA-28-235 with serial numbers 28-7310001 to 28-7710089 inclusive.</p>		

When ordering, always specify Part Number, Description, and Serial Number of Aircraft

PIPER PARTS CATALOG

Figure and Index Number	Part Number	Code	NOMENCLATURE	No. Req.	SERIAL NUMBERS AFFECTED	
28A-2c	78041-03	F,G,J	** COVER - Seat back, right	1	28-7325001 to 28-7425279 incl	
	78041-03	E,F,G	** COVER - Seat back, right	1		
	78041-08	F,J	** COVER - Seat back, right	1	28-7425280 to 28-7525322 incl.	
	78041-08	F,H	** COVER - Seat back, right	1		
-2d	69669-13		*** PLACARD - Seat back release, left	1		
	69669-14		*** PLACARD - Seat track release, right	1		
-2e	99678-00	B,C,D	**COVER - Seat release, inboard, red	1		
	99678-02	B,D	**COVER - Seat release, inboard, blue/green	1		
	99678-04	B,C,D	**COVER - Seat release, inboard, tan	1		
	99678-06	B,D	**COVER - Seat release, inboard, black	1		
	99678-08	B,D	**COVER - Seat release, inboard, white	1		
	99678-10	B,C,D	**COVER - Seat release, inboard, green	1		
	99678-12	C	**COVER - Seat release, inboard, blue	1		
	99678-01	B,C,D	**COVER - Seat release, outboard, red	1		
	99678-03	B,D	**COVER - Seat release, outboard, blue/green	1		
	99678-05	B,C,D	**COVER - Seat release, outboard, tan	1		
	99678-07	B,D	**COVER - Seat release, outboard, black	1		
	99678-09	B,D	**COVER - Seat release, outboard, white	1		
	99678- 11	B,C,D	**COVER - Seat release, outboard, green	1		
	99678-13	C	**COVER - Seat release, outboard, blue	1		
	<p>Note: Refer to Figure 28B or 28C if vertically adjustable front seats are installed.</p> <p>A- Used on PA-28-140 with serial numbers 28-7125001 and up, PA-28-180 with serial numbers 28-7105001 and up, PA-28-235 with serial numbers 28-7110001 and up, PA-28R-180 with serial numbers 28R-713000 and up, and PA-28R-200 with serial numbers 28R-7135001 and up.</p> <p>B- Used on PA-28-180 with serial numbers 28-7205001 to 28-7205328 inclusive, and PA-28-235 with serial numbers 28-7210001 to 28-7210033 inclusive.</p> <p>C- Used on PA-28-140 with serial numbers 28-7225001 to 28-7225612 inclusive.</p> <p>D- Used on PA-28R-200 with serial numbers 28R-7235001 to 28R-7235330 inclusive.</p> <p>E- Used on PA-28-180 with serial numbers 28-7305001 to 28-7405139 inclusive, PA-28-235 with serial numbers 28-7310001 to 28-7410066 inclusive, and PA-28R-200 with serial numbers 28R-7335001 to 28R-7435214 inclusive.</p> <p>F- When ordering, specify color red, blue/green, gold, green, black or white.</p> <p>G- If vertically installed seat back and track handles with left and right release movement are installed, order part for PA-28-140 with serial numbers 28-7425280 to 28-7525322 inclusive, PA-28-180 with serial numbers 28-7405140 to 28-7505234 inclusive, PA-28-235 with serial numbers 28-7410067 to 28-7610095 inclusive, and PA-28R-200 with serial numbers 28R-7435215 to 28R-7535298 inclusive</p> <p>H- Used on PA-28-180 with serial numbers 28-7405140 to 28-7505234 inclusive, PA-28-235 with serial numbers 28-7410067 to 28-7610095 inclusive, and PA-28R-200 with serial numbers 28R-7435215 to 28R-7535298 inclusive.</p> <p>J- Used on PA-28-140 airplanes only.</p>					

When ordering, always specify Part Number, Description, and Serial Number of Aircraft

PIPER PARTS CATALOG

Figure and Index Number	Part Number	Code	NOMENCLATURE	No. Req.	SERIAL NUMBERS AFFECTED
28A-2f	99681-00	B,C,D	** HANDLE - Seat release, inboard, red	1	
	99681-02	B,D	** HANDLE - Seat release, inboard, blue/green	1	
	99681-04	B,C,D	** HANDLE - Seat release, inboard, tan	1	
	99681-06	B,D	** HANDLE - Seat release, inboard, black	1	
	99681-08	B,D	** HANDLE - Seat release, inboard, white	1	
	99681-10	B,C D	** HANDLE - Seat release, inboard, green	1	
	99681-12	C	** HANDLE - Seat release, inboard, blue	1	
	99681-01	B,C,D	** HANDLE - Seat release, outboard, red	1	
	99681-03	B,D	** HANDLE - Seat release, outboard, blue/green	1	
	99681-05	B,C,D	** HANDLE - Seat release, outboard, tan	1	
	99681-07	B,D	** HANDLE - Seat release, outboard, black	1	
	99681-09	B,D	** HANDLE - Seat release, outboard, white	1	
	99681-11	B,C,D	** HANDLE - Seat release, outboard, green	1	
-2g	99681-13	C	** HANDLE - Seat release, outboard, blue	1	
	99721-02	B,C,D	** HANDLE - Seat release, inboard	1	
	99721-03	B,C,D	** HANDLE - Seat release, outboard	1	
-2h	96815 -00	E	** HANDLE - Seat release	1	
	79228-00	F	** HANDLE - Seat release	1	
	79554-02	G	** KNOB - Seat back release, right	1	
<p>Note: Refer to Figure 28B or 28C if vertically adjustable front seats are installed.</p> <p>A- Used on PA-28-140 with serial numbers 28-7125001 and up, PA-28-180 with serial numbers 28-7105001 and up, PA-28-235 with serial numbers 28-7110001 and up, PA-28R-180 with serial numbers 28R-7130001 and up, and PA-28R-200 with serial numbers 28R -7 135001 and up.</p> <p>B- Used on PA-28-180 with serial numbers 28-7205001 to 28-7205328 inclusive, and PA-28-235 with serial numbers 28-7210001 to 28-7210033 inclusive.</p> <p>C- Used on PA-28-140 with serial numbers 28-7225001 to 28-7225612 inclusive.</p> <p>D- Used on PA-28R-200 with serial numbers 28R-7235001 to 28R-7235330 inclusive.</p> <p>E- Used on PA-28-140 with serial numbers 28-7325001 to 28-7425279 inclusive, PA-28-180 with serial numbers 28-7305001 to 28-7405139 inclusive, PA-28-235 with serial numbers 28-7130001 to 28-7410066 inclusive, and PA-28R-200 with serial numbers 28R-7335001 to 28R-7435214 inclusive.</p> <p>F- Used on PA-28-140 with serial numbers 28-7425280 to 28-7525322 inclusive, PA-28-180 with serial numbers 28-7405140 to 28-7505234 inclusive, PA-28-235 with serial numbers 28-7410067 to 28-7610095 inclusive, and PA-28R-200 with serial numbers 28R-7435215 to 28R-7535298 inclusive.</p> <p>G- Used on PA-28-140 with serial numbers 28-7525323 and up, PA-28-180 with serial numbers 28-7505235 and up, PA-28-235 with serial numbers 28-7610096 and up, and PA-28R-200 with serial numbers 28R-7535299 and up.</p>					

When ordering, always specify Part Number, Description, and Serial Number of Aircraft

PIPER PARTS CATALOG

Figure and Index Number	Part Number	Code	NOMENCLATURE	No. Req.	SERIAL NUMBERS AFFECTED	
28A -3	99384-08	B,D	CUSHION ASSEMBLY - Bottom, left	1	28-7125001 to 28-7125651incl	
	99727-08	B,H	CUSHION ASSEMBLY - Bottom, left	1	28-7225001 to 28-7225612 incl.	
	96806-06	B,K	CUSHION ASSEMBLY - Bottom, left	1	28-7325001 to 28-7525322 incl.	
	99384-10	C,E	CUSHION ASSEMBLY - Bottom, left	1		
	99727-10	F,G	CUSHION ASSEMBLY - Bottom, left	1		
	76171-02	F,L	CUSHION ASSEMBLY - Bottom, left	1	28R-7235001 to 28R-7235330	
	96806-08	F,J	CUSHION-ASSEMBLY - Bottom, left	1		
	79337-06	B,F	CUSHION ASSEMBLY - Bottom, left	1	28-7525323 and up	
	79337-08	F,M	CUSHION ASSEMBLY - Bottom, left	1		
	99384-09	B,D	CUSHION ASSEMBLY - Bottom, right	1	28-7125001 to 28-7125651incl.	
	99727-09	B,H	CUSHION ASSEMBLY - Bottom, right	1	28-7225001 to 28-7225612 incl.	
	96806-07	B,K	CUSHION ASSEMBLY - Bottom, right	1	28-7325001 to 28-7525322 incl.	
	99384-11	C,E	CUSHION ASSEMBLY - Bottom, right	1		
	99727-11	F,G	CUSHION ASSEMBLY - Bottom, right	1		
	76171-03	F,L	CUSHION ASSEMBLY - Bottom, right	1	28R-7235001 to 28R-7235330 inc.	
	96806-09	F,J	CUSHION ASSEMBLY - Bottom, right	1		
	79337-07	B,F	CUSHION ASSEMBLY - Bottom, right	1	28-7525323 and up	
	79337-09	F,M	CUSHION ASSEMBLY - Bottom, right	1		
				<p>Note: Refer to Figure 28B or 28C if vertically adjustable front seats are installed.</p> <p>A- Used on PA-28-140 with Serial numbers 28-7125001 and up, PA-28-180 with serial numbers 28-7105001 and up, PA-28-235 with serial numbers 28-7110001 and up, PA-28R-180 with serial numbers 28R-7130001 and up, and PA-28R-200 with serial numbers 28R-7135001 and up.</p> <p>B- Used on PA-28-140 airplanes only.</p> <p>C- Used on PA-28-180 with serial numbers 28-7105001 to 28-7105244 inclusive, PA-28-235 with serial numbers 28-7110001 to 28-7110042 inclusive, PA-28R-180 with serial numbers 28R-7130001 to 28R-7130019 inclusive, and PA-28R-200 with serial numbers 28R-7135001 to 28R-7135238 inclusive.</p> <p>D- When ordering, specify color red, blue, beige or green.</p> <p>E- When ordering, specify color red, blue, beige, black, white or green.</p> <p>F- When ordering, specify color red, blue/green, gold, green, black, white, blue, navajo sepia, navajo cactus or yellow/dark red, specify trim color black or camel on 1977 and up model aircraft.</p> <p>G- Used on PA-28-180 with serial numbers 28-7205001 to 28-7205328 inclusive, and PA-28-235 with serial numbers 28-7210001 to 28-7210033 inclusive.</p> <p>H- When ordering, specify color red, blue, beige, gold or green.</p> <p>J- Used on PA-28-180 with serial numbers 28-7305001to 28-7505234 inclusive, PA-28-235 with serial numbers 28-7310001to 28-7610095 inclusive, and PA-28R-200 with serial numbers 28R-7335001to 28R-7535298 inclusive.</p> <p>K- When ordering, specify color red. blue, gold or green.</p> <p>L- Used on PA-28R-200 airplanes only.</p> <p>M- Used on PA-28-180 with serial numbers 28-7505235 and up, PA-28-235 with serial numbers 28-7610096 and up, and PA-28R-200 with serial numbers 28R-7535299 and up.</p>		

When ordering, always specify Part Number, Description, and Serial Number of Aircraft

PA-28-140
PA-28-180
PA-28-235
PA-28R-180
PA-28R-200

PIPER PARTS CATALOG

Figure and Index Number	Part Number	Code	NOMENCLATURE	No. Req.	SERIAL NUMBERS AFFECTED
28A-3	99077-06	C	FRAME ASSEMBLY - Bottom, left		
	99077-10	D	FRAME ASSEMBLY - Bottom, left	1	
	96814-00	B	FRAME ASSEMBLY - Bottom, left	1	28-7325001 to 28-7525322 incl
	76173-00	E	FRAME ASSEMBLY - Bottom, left	1	
	79536-00	B	FRAME ASSEMBLY - Bottom, left	1	28-7525323 and up
	79535-00	F	FRAME ASSEMBLY - Bottom, left	1	
	99077-07	C	FRAME ASSEMBLY - Bottom, right	1	
	99077-11	D	FRAME ASSEMBLY - Bottom, right	1	
	96814-01	B	FRAME ASSEMBLY - Bottom, right	1	28-7325001 to 28-7525322 incl.
	76173-01	E	FRAME ASSEMBLY - Bottom, right	1	
	79536-01	B	FRAME ASSEMBLY - Bottom, right	1	28-7525323 and up
	79535-01	F	FRAME ASSEMBLY - Bottom, right	1	
	<p>Note: Refer to Figure 28B or 28C if vertically adjustable front seats are installed.</p> <p>A- Used on PA-28-140 with serial numbers 28-7125001 and up, PA-28-180 with serial numbers 28-7105001 and up, PA-28-235 with serial numbers 28-7110001 and up, PA-28R-180 with serial numbers 28R-7130001 and up, and PA-28R-200 with serial numbers 28R-7135001 and up.</p> <p>B- Used on PA-28-140 airplanes only.</p> <p>C- Used on PA-28-140 with serial numbers 28-7125001 to 28-7125651 inclusive, PA-28-180 with serial numbers 28-7105001 to 28-7105244 inclusive, PA-28-235 with serial numbers 28-7110001 to 28-7110042 inclusive, PA-28R-180 with serial numbers 28R-7130001 to 28R-7130019 inclusive, and PA-28R-200 with serial numbers 28R-7135001 to 28R-7135238 inclusive.</p> <p>D- Used on PA-28-140 with serial numbers 28-7225001 to 28-7225612 inclusive, PA-28-180 with serial numbers 28-7205001 to 28-7205328 inclusive, and PA-28-235 with serial numbers 28-7210001 to 28-7210033 inclusive.</p> <p>E- Used on PA-28-180 with serial numbers 28-7305001 to 28-7505234 inclusive, PA-28-235 with serial numbers 28-7310001 to 28-7610095 inclusive, and PA-28R-200 with serial numbers 28R-7235001 to 28R-7535298 inclusive.</p> <p>F- Used on PA-28-180 with serial numbers 28-7505235 and up, PA-28-235 with serial numbers 28-7610096 and up, and PA-28R-200 with serial numbers 28R-7535299 and up.</p>				

When ordering, always specify Part Number, Description, and Serial Number of Aircraft

PA-28-140
PA-28-180
PA-28-235
PA-28R-180
PA-28R-200

PIPER PARTS CATALOG

Figure and Index Number	Part Number	Code	NOMENCLATURE	No. Req.	SERIAL NUMBERS AFFECTED	
28A-4	76175-02	D,J	*** PLUNGER	2	28-7325001 and up	
	76175-00	H	*** PLUNGER	2		
	76175-03	B,G	*** PLUNGER	2		
-5	65003-47		*** BUSHING - Seat roller	AR		
	95061-106	E	*** BUSHING - Seat roller	AR		
-6	87332-02		*** ROLLER - Seat legs	AR		
-7	63900-54	W	*** BUSHING - Seat roller, aft legs (.240 L)	AR		
	79252-00	E	*** BUSHING - Seat roller, aft legs (.254 L)	AR		
	95061-161	C	*** BUSHING - Seat roller, aft legs (.248 L)	AR		
-8	452 386		*** ROLLER - Aft legs (NAS506-4)	AR		
-8a	79251-00	F	*** WASHER - Teflon	AR		
<p>Note: Refer to Figure 28B or 28C if vertically adjustable front seats are installed.</p> <p>A- Used on PA-28-140 with serial numbers 28-7125001 and up, PA-28-180 with serial numbers 28-7105001 and up, PA-28-235 with serial numbers 28-7110001 and up, PA-28R-180 with serial numbers 28R-7130001 and up, and PA-28R-200 with serial numbers 28R-7135001 and up.</p> <p>B- Used on PA-28-140 airplanes only.</p> <p>C- Used if two pieces of tape are installed on seat frame.</p> <p>D- Used on PA-28-140 with serial numbers 28-7125001 to 28-7225612 inclusive.</p> <p>E - Used if rectangular teflon washer is installed.</p> <p>F- Used on PA-28- 140 with serial numbers 28-7125001 to 28-7625235 inclusive, PA-28-180 with serial numbers 28-7105001 and up, PA-28-235 with serial numbers 28-7110001 to 28-7610138 inclusive, PA-28R-180 with serial numbers 28R-7130001 and up, and PA-28R-200 with serial numbers 28R-7135001 to 28R-7635328 inclusive.</p> <p>G- Used on PA-28-180 with serial numbers 28-7505235 and up, PA-28-235 with serial numbers 28-7610096 and up, and PA-28R-200 with serial numbers 28R-7535299 and up.</p> <p>H- Used on PA-28-180 with serial numbers 28-7305001 to 28-7505234 inclusive, PA-28-235 with serial numbers 28-7310001 to 28-7610095 inclusive, and PA-28R-200 with serial numbers 28R-7235001 to 28R-7535298 inclusive.</p> <p>J- Used on PA-28-180 with serial numbers 28-7105001 to 28-7205328 inclusive, PA-28-235 with serial numbers 28 -7110001 to 28-7210033 inclusive, PA-28R- 180 with serial numbers 28R-7130001 to 28R-7130019 inclusive, and PA-28R-200 with serial numbers 28R-7135001 to 28R-7135238 inclusive.</p> <p>K- Before ordering, ascertain O.D. at center of seat roller. If O.D. of roller measures .42, (2) rollers P/N 87332-02 must be ordered. If O.D. of roller measures .62, order roller(s) as required.</p> <p>W- These parts must be ordered from Service Spares Department, Piper Aircraft, Lock Haven, Penna.</p>						

When ordering, always specify Part Number, Description, and Serial Number of Aircraft

PA-28-140
PA-28-180
PA-28-235
PA-28R-180
PA-28R-200

PIPER PARTS CATALOG

Figure and Index Number	Part Number	Code	NOMENCLATURE	No. Req.	SERIAL NUMBERS AFFECTED
28A-9	50111-00	B,C,W	SPRING - Seat plunger	2	28-7325001 and up
	99724-00	D,E	SPRING - Seat plunger	2	
	587 299	G	SPRING - Seat plunger (LC-038F-6SS)	2	
	587 299	F	SPRING - Seat plunger (LC-038F-6SS)	2	
-10	69501-00	B,C	HANDLE - Front seat adjustment	1	
	69501-02	D,E	HANDLE - Front seat adjustment, left	1	
	69501-03	D,E	HANDLE - Front seat adjustment, right	1	
	79207-00	H	HANDLE ASSEMBLY - Seat release	1	
-10a	79322-03	H	ROD	2	
-10b	690 668	H,W	WASHER - (NAS1149FN432P)	4	
	406 369	H	NUT - (A1037-012-3)	4	
-10c	400 002	H,W	BOLT - (AN4-5A)	2	
	494 040	H	WASHER - (PS10011-12)	6	
	404 836	H,W	NUT - (MS20365-428C)	2	
-11	19336-00	W	SPRING - Seat back adjustment, inboard	1	
	19336-01	W	SPRING - Seat back adjustment, outboard	1	
<p>Note: Refer to Figure 288 or 28C if vertically adjustable front seats are installed.</p> <p>A- Used on PA-28-140 with serial numbers 28-7125001 and up, PA-28-180 with serial numbers 28-7125001 and up, PA-28-235 with serial numbers 28-7110001 and up, PA-28R-200 with serial numbers 28R-7130001 and up, and PA-28R-200 with serial numbers 28R-7135001 and up.</p> <p>B- Used on PA-28-140 with serial number 28-7125001 to 28-7125651 inclusive.</p> <p>C- Used on PA-28-180 with serial numbers 28-7105001 to 28-7105244 inclusive, PA-28-235 with serial numbers 28-7110001 to 28-7110042 inclusive. PA-28R-180 with serial numbers 28R-7130001 to 28R-7130019 inclusive, and PA-28R-200 with serial numbers 28R-7135001 to 28R-7135238 inclusive.</p> <p>D- Used on PA-28-180 with serial numbers 28-7205001 to 28-7205328 inclusive, and PA-28-235 with serial numbers 28-7210001 to 28-7210033 inclusive.</p> <p>E- Used on PA-28-140 with serial numbers 28-7225001 to 28-7225612 inclusive.</p> <p>F- Used on PA-28-140 airplanes only.</p> <p>G- Used on PA-28-180 with serial numbers 28-7305001 and up, PA-28-235 with serial numbers 28-7310001 and up, and PA-28R-200 with serial numbers 28R-7235001 and up.</p> <p>H- Used on PA-28-140 with serial numbers 28-7525323 and up, PA-28-180 with serial numbers 28-7505235 and up, PA-28-235 with serial numbers 28-7610096 and up, and PA-28R-200 with serial numbers 28R-7535299 and up.</p> <p>W- These parts must be ordered from Service Soares Department, Piper Aircraft, Lock Haven, Penna.</p>					

When ordering, always specify Part Number, Description, and Serial Number of Aircraft

PIPER PARTS CATALOG

Figure and Index Number	Part Number	Code	NOMENCLATURE	No. Req.	SERIAL NUMBERS AFFECTED
28A-12	19392-15	B,W	TUBE - Reclining mechanism		
	19392-15	C,W	TUBE - Reclining mechanism, left	1	
	79230-00	C	TUBE - Reclining mechanism, right	1	
	79230-00	E	TUBE - Reclining mechanism	1	
-13	19365-02	W	CAM - Reclining seat	2	
-14	32380-00	W	HANDLE - Seat back adjustment, cadmium plated	1	
	79442-00		HANDLE - Seat back adjustment, black	1	
-15	480 701	W	PIN - Roll (59-028-125-0625)	4	
- 15a	62833-78	D	WASHER	8	
<p>Note: Refer to Figure 28B or 28C if vertically adjustable front seats are installed.</p> <p>A- Used on PA-28-140 with serial numbers 28-7125001 and up, PA-28-180 with serial numbers 28-7105001 and up, PA-28-235 with serial numbers 28-7110001 and up, PA-28R-180 with serial numbers 28R-7130001 and up, and PA-28R-200 with serial numbers 28R-7135001 and up.</p> <p>B- Used on PA-28-140 with serial numbers 28-7125001 to 28-7525322 inclusive, PA-28-180 with serial numbers, 28-7105001 to 28-7405 139 inclusive, PA-28-235 with serial numbers 28-7110001 to 28-7410068 inclusive, PA-28R-180 with serial numbers 28R-7130001 to 28R-71300019 inclusive, and PA-28R-200 with serial numbers 28R-7135001 to 28R-7435214 inclusive.</p> <p>C- Used on PA-28-180 with serial numbers 28-7405140 to 28-7505234 inclusive, PA-28-235 with serial numbers 28-7410067 to 28-7610095 inclusive, and PA-28R-200 with serial numbers 28R-7435215 to 28R-7535298 inclusive.</p> <p>D- Used on PA-28-140 with serial numbers 28-7225001 and up, PA-28-180 with serial numbers 28-7205001 and up, PA-28-235 with serial numbers 28-7210001 and up, and PA-28R-200 with serial numbers 28R-7235001 and up.</p> <p>E- Used on PA-28-140 with serial numbers 28-7525323 and up, PA-28-180 with serial numbers 28-7505235 and up, PA-28-235 with serial numbers 28-7610096 and up, and PA-28R-200 with serial numbers 28R-7535299 and up.</p> <p>W- These parts must be ordered from Service Spares Department, Piper Aircraft, Lock Haven, Penna.</p>					

When ordering, always specify Part Number, Description, and Serial Number of Aircraft

PIPER PARTS CATALOG

Figure and Index Number	Part Number	Code	NOMENCLATURE	No. Req.	SERIAL NUMBERS AFFECTED
28A-15b	76178-00		ARM ASSEMBLY	1	
	-15c	76172-00 96611-00	E D	BELLCRANK ASSEMBLY - Seat latch BELLCRANK ASSEMBLY - Seat latch	1 1
-15d	76187-00		ARM ASSEMBLY - Seat release	1	
-15e	571 149	F	KNOB - (PS10067-1-1)	1	
-16	400 916	W	BOLT - (AN24-26A)	2	
	690 611	W	WASHER - (NAS1149F0463P)	2	
	477 709	W	NUT - (26C-048)	2	
	-16a	99718-01 99718-05 760 740	B D G	STOP ASSEMBLY - Seat latch STOP ASSEMBLY - Seat latch KIT - Seat back stop modification	1 1
<p>Note: Refer to Figure 28B or 28C if vertically adjustable front seats are installed.</p> <p>A- Used on PA-28-140 with serial numbers 28-7125001 and up, PA-28-180 with serial numbers 28-7105001 and up, PA-28-235 with serial numbers 28-7110001 and up, PA-28R-180 with serial numbers 28R-7130001 and up, and PA-28R-200 with serial numbers 28R-7135001 and up.</p> <p>B- Used on PA-28-140 with serial numbers 28-7225001 to 28-7425279 inclusive, PA-28-180 with serial numbers 28-7205001 to 28-7505234 inclusive. PA-28-235 with serial numbers 28-7210001 to 28-7610095 inclusive, and PA-28R-200 with serial numbers 28R-7235001 to 28R-7535298 inclusive.</p> <p>C- Used on PA-28-140 with serial numbers 28-7325001 and up, PA-28-180 with serial numbers 28-7305001 and up, PA-28-235 with serial numbers 28-7310001 and up, and PA-28R-200 with serial numbers 28R-7235001 and up.</p> <p>D- Used on PA-28-140 airplanes only.</p> <p>E- Used on PA-28-140 with serial numbers 28-7525323 and up, PA-28-180 with serial numbers 28-7305001 and up, PA-28-235 with serial numbers 28-7310001 and up, and PA-28R-200 with serial numbers 28R-7235001 and up.</p> <p>F- Used on PA-28-140 with serial numbers 28-7325001 to 28-7525322 inclusive, PA-28-180 with serial numbers 28-7305001 to 28-7505234 inclusive, PA-28-235 with serial numbers 28-7310001 to 28-7610095 inclusive, and PA-28R-200 with serial numbers 28R-7235001 to 28R-7535298 inclusive.</p> <p>G- Used on PA-28-140 aircraft with serial numbers 28-7325001 to 28-7325198 inclusive, PA-28-180 with serial numbers 28-7305001 to 28-7305197 inclusive and PA-28-235 with serial numbers 28-7310001 to 28-7310077 inclusive.</p> <p>W - These parts must be ordered from Service Spares Department, Piper Aircraft, Lock Haven, Penna.</p>					

When ordering, always specify Part Number, Description, and Serial Number of Aircraft

PIPER PARTS CATALOG

Figure and Index Number	Part Number	Code	NOMENCLATURE	No. Req.	SERIAL NUMBERS AFFECTED
28A-17	99385-00	E,F	SEAT ASSEMBLY - Rear, left	1	
	99730-00	C,G,H	SEAT ASSEMBLY - Rear, left	1	
	96827-00	H,J	SEAT ASSEMBLY - Rear, left	1	
	96827-11	B,H	SEAT ASSEMBLY - Rear, left	1	
	96827-22	D,H	SEAT ASSEMBLY - Rear, left	1	
	99385-01	E,F	SEAT ASSEMBLY - Rear, right	1	
	99730-01	C,G,H	SEAT ASSEMBLY - Rear, right	1	
	96827-01	H,J	SEAT ASSEMBLY - Rear, right	1	
	96827-12	B,H	SEAT ASSEMBLY - Rear, right	1	
	96827-23	D,H	SEAT ASSEMBLY - Rear, right	1	
			<p>A- Used on PA-28-140 with serial numbers 28-7125001 and up, PA-28-180 with serial numbers 28-7105001 and up, PA-28-235 with serial numbers 28-7110001 and up, PA-28R-180 with serial numbers 28R-7130001 and up, and PA-28R-200 with serial numbers 28R-7135001 and up.</p> <p>B- Used on PA-28-180 with serial numbers 28-7505047 to 28-7505261 inclusive, PA-28-235 with serial numbers 28-7510017 to 28-7710006 inclusive, and PA-28R-200 with serial numbers 28R-7535042 to 28R-7635508 inclusive.</p> <p>C- Used on PA-28-180 with serial numbers 28-7205001 to 28-7205328 inclusive, and PA-28-235 with serial numbers 28-7210001 to 28-7210033 inclusive.</p> <p>D- Used on PA-28-235 with serial numbers 28-7710007 and up, and PA-28R-200 with serial numbers 28R-7635509 and up.</p> <p>E- When ordering, specify color red, blue, beige, black, white or green.</p> <p>F- Used on PA-28-180 with serial numbers 28-7105001 to 28-7105244 inclusive, PA-28-235 with serial numbers 28-7110001 to 28-7110042 inclusive, PA-28R-180 with serial numbers 28R-7130001 to 28R-7130019 inclusive, and PA-28R-200 with serial numbers 28R-7135001 to 28R-7135238 inclusive.</p> <p>G- Used on PA-28R-200 with serial numbers 28R-7235001 to 28R-7235330 inclusive.</p> <p>H- When ordering specify color red, blue/green, gold, black, white, green, blue, navajo sepia, navajo cactus or yellow/dark red. Specify trim color black or camel on 1977 and up model aircraft.</p> <p>J- Used on PA-28-180 with serial numbers 28-7305001 to 28-7505046 inclusive, PA-28-235 with serial numbers 28-7310001 to 28-7510016 inclusive, and PA-28R-200 with serial numbers 28R-7335001 to 28R-7535041 inclusive.</p>		

When ordering, always specify Part Number, Description, and Serial Number of Aircraft

PIPER PARTS CATALOG

Figure and Index Number	Part Number	Code	NOMENCLATURE	No. Req.	SERIAL NUMBERS AFFECTED
28A-18	99385-04	E,F	CUSHION ASSEMBLY - Back	1	
	99730-04	C,G,H	CUSHION ASSEMBLY - Back	1	
	79337-16	D,H	CUSHION ASSEMBLY - Back	1	
-18a	99093-00	L	FRAME ASSEMBLY - Seat back	1	
	79555-00	D	FRAME ASSEMBLY - Seat back	1	
-19	99385-07	E,F	CUSHION ASSEMBLY - Bottom, left	1	
	99730-07	C,G,H	CUSHION ASSEMBLY - Bottom, left	1	
	96827-06	H,J	CUSHION ASSEMBLY - Bottom, left	1	
	96827-17	B,H	CUSHION ASSEMBLY - Bottom, left	1	
	96827-26	H,K	CUSHION ASSEMBLY - Bottom, left	1	
			A- Used on PA-28-140 with serial numbers 28-7125001 and up, PA-28-180 with serial numbers 28-7105001 and up, PA-28-235 with serial numbers 28-7110001 and up, PA-28R- 180 with serial numbers 28R-7713001 and up, and PA-28R-200 with serial numbers 28R-7135001 and up.		
			B- Used on PA-28-180 with serial numbers 28-7505047 to 28-7505261 inclusive, PA-28-235 with serial numbers 28-7510017 to 28-7710006 inclusive, and PA-28R-200 with serial numbers 28R-7535042 to 28R-7635508 inclusive.		
			C- Used on PA-28-180 with serial numbers 28-7205001 to 28-7205328 inclusive, and PA-28-235 with serial numbers 28-7210001 to 28-7210033 inclusive.		
			D- Used on PA-28-180 with serial numbers 28-7305001 and up, PA-28-235 with serial numbers 28-7310001 and up, and PA-28R-200 with serial numbers 28R-7335001 and up.		
			E- When ordering, specify color red, blue, beige, black, white or green.		
			F- Used on PA-28-180 with serial numbers 28-7105001 to 28-7105244 inclusive, PA-28-235 with serial numbers 28-7110001 to 28-7110042 inclusive, PA-28R-180 with serial numbers 28R-7130001 to 28R-7130019 inclusive, and PA-28R-200 with serial numbers 28R-7135001 to 28R-7135238 inclusive.		
			G - Used on PA-28R-200 with serial numbers 28R-7235001 to 28R-7235330 inclusive.		
			H - When ordering, specify color red, blue/green, gold, black, white, green, blue, navajo sepia, navajo cactus or yellow /dark red. Specify trim color black or camel on 1977 and up model aircraft.		
			J- Used on PA-28-180 with serial numbers 28-7305001 to 28-7505046 inclusive, PA-28-235 with serial numbers 28-7310001 to 28-7510016 inclusive, and PA-28R-200 with serial numbers 28R-7335001 to 28R-7535041 inclusive.		
			K- Used on PA-28-235 with serial numbers 28-7710007 and up, and PA-28R-200 with serial numbers 28R-7635509 and up.		
			L- Used on PA-28-180 with serial numbers 28-7105001 to 28-7205328 inclusive, PA-28-235 with serial numbers 28-7110001 to 28-7210033 inclusive. PA-28R-180 with serial numbers 28R-7130001 to 28R-7130019 inclusive, and PA-28R-200 with serial numbers 28R-7135001 to 28R-7235330 inclusive.		

When ordering, always specify Part Number, Description, and Serial Number of Aircraft

PIPER PARTS CATALOG

Figure and Index Number	Part Number	Code	NOMENCLATURE	No. Req.	SERIAL NUMBERS AFFECTED	
28A-19	99385-08	E,F	CUSHION ASSEMBLY - Bottom, right	1		
	99730-08	C,G,H	CUSHION ASSEMBLY - Bottom, right	1		
	96827-07	H,J	CUSHION ASSEMBLY - Bottom, right	1		
	96827-18	B,H	CUSHION ASSEMBLY - Bottom, right	1		
	96827-27	H,K	CUSHION ASSEMBLY - Bottom, right	1		
	-19a	99077-00	D	FRAME ASSEMBLY - Seat bottom, left	1	
		99077-16	K	FRAME ASSEMBLY - Seat bottom, left	1	
		99077-01	D	FRAME ASSEMBLY - Seat bottom, right	1	
99077-17		K	FRAME ASSEMBLY - Seat bottom, right	1		
		A	Used on PA-28-140 with serial numbers 28-7125001 and up, PA-28-180 with serial numbers 28-7105001 and up, PA-28-235 with serial numbers 28-7110001 and up, PA-28R-180 with serial numbers 28R-7130001 and up, and PA-28R-200 with serial numbers 28R-7135001 and up.			
		B-	Used on PA-28-180 with serial numbers 28-7505047 to 28-7505261 inclusive, PA-28-235 with serial numbers 28-7510017 to 28-7710006 inclusive, and PA-28R-200 with serial numbers 28R-7535042 to 28R-7635508 inclusive.			
		C-	Used on PA-28-180 with serial numbers 28-7205001 to 28-7205328 inclusive and PA-28-235 with serial numbers 28-7210001 to 28-7210033 inclusive.			
		D-	Used on PA-28-180 with serial numbers 28-7105001 to 28-7505261 inclusive, PA-28-235 with serial numbers 28-7110001 to 28-7710006 inclusive, PA-28R-180 with serial numbers 28R-7130001 to 28R-7130019 inclusive, and PA-28R-200 with serial numbers 28R-7135001 to 28R-7635508 inclusive.			
		E-	When ordering, specify color red, blue, beige, black, white or green.			
		F-	Used on PA-28-180 with serial numbers 28-7105001 to 28-7105244 inclusive, PA-28-235 with serial numbers 28-7110001 to 28-7110042 inclusive. PA-28R-180 with serial numbers 28R-7130001 to 28R-7130019 inclusive, and PA-28R-200 with serial numbers 28R-7135001 to 28R-7135238 inclusive.			
		G-	Used on PA-28R-200 with serial numbers 28R-7235001 to 28R-7235330 inclusive.			
		H-	When ordering, specify color red, blue/green, gold, black, white, green, blue, navajo sepia, navajo cactus or yellow/dark red, Specify trim color black or camel on 1977 and up model aircraft.			
		J-	Used on PA-28-180 with serial numbers 28-7305001 to 28-7505046 inclusive, PA-28-235 with serial numbers 28-7310001 to 28-7510016 inclusive, and PA-28R-200 with serial numbers 28R-7335001 to 28R-7535041 inclusive.			
		K-	Used on PA-28-235 with serial numbers 28-7710007 and up, and PA-28R-200 with serial numbers 28R-7635509 and up.			

When ordering, always specify Part Number, Description, and Serial Number of Aircraft

PA-28-140
PA-28-180
PA-28-235
PA-28R-180
PA-28R-200

PIPER PARTS CATALOG

Figure and Index Number	Part Number	Code	NOMENCLATURE	No. Req.	SERIAL NUMBERS AFFECTED
28A-20	19336-00	B,W	SPRING - Seat back adjustment, inboard	1	
	19336-01	B,W	SPRING - Seat back adjustment, outboard	1	
-21	19392-15	W	TUBE - Reclining mechanism	1	
-22	19365-02	B,W	CAM - Reclining seat	2	
-23	32380-00	B,W	HANDLE - Seat back adjustment, cadmium plated	1	
	79442-00	C	HANDLE - Seat back adjustment, black	1	
-24	406 706	B,W	PIN - Roll (PS10062-3-6)	3	
-25	68068-00	D	FOOT - Seat attachment, rear legs	2	
	79436-00	E	FOOT - Seat attachment, rear legs	2	
-26	400 916	B,W	BOLT - (AN24-26A)	2	
	690 611	B,W	WASHER - (NAS1149F0463P)	2	
	477 709	B,W	NUT - (26C-048)	2	
-27	99255-00	F,G	HEADREST ASSEMBLY	4	
	99255-03	H,J,K	HEADREST ASSEMBLY	4	
			A- Used on PA-28-140 with serial numbers 28-7125001 and up, PA-28-180 with serial numbers 28-7105001 and up, PA-28-235 with serial numbers 28-7110001 and up, PA-28R-180 with serial numbers 28R-7130001 and up, and PA-28R-200 with serial numbers 28R-7135001 and up.		
			B- Used on PA-28-180, PA-28-235, PA-28R-180 and PA-28R-200 airplanes only.		
			C- Used on PA-28-180, PA-28-235 and PA-28R-200 airplanes only.		
			D- Used on PA-28-180 with serial numbers 28-7105001 to 28-7505046 inclusive, PA-28-235 with serial numbers 28-7110001 to 28-7510016 inclusive, PA-28R-180 with serial numbers 28R-7130001 to 28R-7130019 inclusive, and PA-28R-200 with serial numbers 28R-7135001 to 28R-7535041 inclusive.		
			E- Used on PA-28-180 with serial numbers 28-7505047 to 28-7505261 inclusive, PA-28-235 with serial numbers 28-7510017 to 28-7710006 inclusive, and PA-28R-200 with serial numbers 28R-7535042 to 28R-7635508 inclusive.		
			F- Used on PA-28-180 with serial numbers 28-7105001 to 28-7105244 inclusive, PA-28-235 with serial numbers 28-7110001 to 28-7110042 inclusive, PA-28R-180 with serial numbers 28R-7130001 to 28R-7130019 inclusive, and PA-28R-200 with serial numbers 28R-7135001 to 28R-7135238 inclusive.		
			G- When ordering, specify color red, blue, beige, black, white or green.		
			H- When ordering, specify color red, blue/green, gold, black, white, green, blue, navajo sepia, navajo cactus or yellow/dark red. Specify trim color black or camel on 1977 and up model aircraft.		
			J- Used on PA-28R-200 with serial numbers 28R-7235001 to 28R-7235330 inclusive.		
			K- Used on PA-28-180 with serial numbers 28-7205001 to 28-7205328 inclusive, and PA-28-235 with serial numbers 28-7210001 to 28-7210033 inclusive.		
			W - These parts must be ordered from Service Spares Department, Piper Aircraft, Vero Beach, Florida.		

When ordering, always specify Part Number, Description, and Serial Number of Aircraft

PIPER PARTS CATALOG

Figure and Index Number	Part Number	Code	NOMENCLATURE	No. Req.	SERIAL NUMBERS AFFECTED	
28A-27	99255-02	C,G	HEADREST ASSEMBLY	2	28-7125001 to 28-7225612 incl.	
	96806-17	E,F,J	HEADREST ASSEMBLY	33		
	96806-26	E,F,J	HEADREST ASSEMBLY - Copilot seat	1		
	79337-18	D,F,J	HEADREST ASSEMBLY - Seat (8" high)	4		
	79764-02	B,F	HEADREST ASSEMBLY - Seat (10" high)	4		
	96806-17	E,G,H	HEADREST ASSEMBLY	1		28-7325001and up
	96806-26	E,G,H	HEADREST ASSEMBLY - Copilot seat	1		28-7325001and up
	79337-18	D,F,G	HEADREST ASSEMBLY - Seat (8" high)	2		28-7325001and up
-28	99361-00	W	RECEPTACLE - Headrest (1.00 dia.)	8		
	78044-00		RECEPTACLE - Headrest (1.88 L x .62 W)	8		
-29	68022-14		BOOT - Seat belt attachment, black	2		
<p>A- Used on PA-28-140 with serial numbers 28-7125001and up, PA-28-180 with serial numbers 28-7105001and up, PA-28-235 with serial numbers 28-7110001and up, PA-28R- 180 with serial numbers 28R-7 130001and up, and PA-28R-200 with serial numbers 28R-7 135001and up.</p> <p>B- Used on PA-28-235 with serial numbers 28-7710001and up, and PA-28R-200 with serial numbers 28R-7635504 and up.</p> <p>C- When ordering, specify color red, blue, beige, gold or green.</p> <p>D- Headrest assembly incorporates two round tubes (7," L) in headrest for attachment to seat back.</p> <p>E- Headrest assembly incorporates a flat steel plate (8" L) in center of headrest for anachment to seat back.</p> <p>F- When ordering, Specify color red, blue/green, gold, black, white. green, blue. navajo sepia, navajo cactus or yellow/dark red, Specify trim color black or camel on 1977 and up model aircraft.</p> <p>G- Used on PA-28-140 airplanes only.</p> <p>H- When ordering, specify color red, blue, gold or green.</p> <p>J- Used on PA-28-180 with serial numbers 28-7305001and up, PA-28-235 with serial numbers 28-7310001and up, and PA-28R-200 with serial numbers 28R-7335001and up.</p> <p>W- These parts must be ordered from Service Spares Department, Piper Aircraft, Lock Haven, Penna.</p>						

When ordering, always specify Part Number, Description, and Serial Number of Aircraft

PA-28-140
PA-28-180
PA-28-235
PA-28R-180
PA-28R-200

PIPER PARTS CATALOG

Figure and Index Number	Part Number	Code	NOMENCLATURE	No. Req.	SERIAL NUMBERS AFFECTED
28A-30	551 368	B,E,F,G	BELT ASSEMBLY - Safety, front (PS50039-1), black	2	
	551 435	C,D	BELT ASSEMBLY - Safety, front (PS50039-4-26), black	2	
-31	551 374		BELT ASSEMBLY - Safety, rear (PS50039-4-3), black	2	
-32	20868-00	E,W	CABLE ASSEMBLY - Safety belt attachment, rear side	2	
	96908-00	D	CABLE ASSEMBLY - Safety belt attachment, rear side	2	
-33	65774-00	E	CABLE ASSEMBLY - Safety belt attachment, rear center	1	
	96908-00	D	CABLE ASSEMBLY - Safety belt attachment, rear center	2	
-34	63900-53	B,E	BUSHING - Front seat safety belt attachment	4	
	63900-145	C,D	BUSHING - Front seat safety belt attachment (1.76"L)	2	
-34a	95061-180	C,D	BUSHING - Front seat safety belt attachment (.34" L), right	1	
	95061-186	C,D	BUSHING - Front seat safety belt attachment (.25" L), left	1	
-35	14843-51	E,W	BUSHING - Rear seat safety belt attachment	4	
	63900-149	D	BUSHING - Rear seat safety belt attachment	4	
-36	63900-24	E	BUSHING - Safety belt, rear side	2	
-37	401 265	B,E,W	BOLT - (AN3-7A)	2	
	401 269	C,D,W	BOLT - (AN3-10A) Outboard	2	
-38	400 440	E,W	BOLT - (AN3-6A)	4	
	401 187	D,W	BOLT - (AN5-7A)	4	
	407 566	D,W	WASHER - (AN960-516)	4	
	404 526	E,W	NUT - (MS21042-3)	4	
	404 531	D,W	NUT - (MS21042-5)	4	
			A- Used on PA-28-140 with serial numbers 28-7125001 and up, PA-28-180 with serial numbers 28-7105001 and up, PA-28-235 with serial numbers 28-7110001 and up, PA-28R-180 with serial numbers 28R-7130001 and up, and PA-28R-200 with serial numbers 28R-7135001 and up.		
			B- Used on PA-28-140 with serial numbers 28-7125001 to 28-7125651 inclusive.		
			C- Used on PA-28-140 with serial numbers 28-7225001 and up.		
			D- Used on PA-28-180 with serial numbers 28-7205001 and up, PA-28-235 with serial numbers 28-7210001 and up, and PA-28R-200 with serial numbers 28R-7235001 and up.		
			E- Used on PA-28-180 with serial numbers 28-7105001 to 28-7105244 inclusive, PA-28-235 with serial numbers 28-7110001 to 28-7110042 inclusive, PA-28R-180 with serial numbers 28R-7130001 to 28R-7130019 inclusive, and PA-28R-200 with serial numbers 28R-7135001 to 28R-7135238 inclusive.		
			F- Used if shoulder harness has been installed.		
			G- As certain vendors part number on lap belt. If 0108168-11 does not appear, also order matching Shoulder Belt Assembly, P/N 484 224.		
			W- These parts must be ordered from Service Spares Department, Piper Aircraft, Vero Beach, Florida.		

When ordering, always specify Part Number, Description, and Serial Number of Aircraft

PIPER PARTS CATALOG

Figure and Index Number	Part Number	Code	NOMENCLATURE	No. Req.	SERIAL NUMBERS AFFECTED	
28A-39	401 269	E,W	BOLT - (AN3-10A)	2		
	400 004	D,W	BOLT - (AN4-7A)	2		
	690 611	D,W	WASHER - (NAS1149F0463P)	2		
	404 526	E,W	NUT - (MS21042-3)	2		
	404 530	D,W	NUT - (MS21042-4)	2		
-40	400 009	E,W	BOLT - (AN4-14A)	1		
	401 355	D,W	BOLT - (AN5-14A)	1		
	690 611	E,W	WASHER - (NAS1149F0463P)	1		
	690 628	D,W	WASHER - (NAS1149F0563P)	1		
	404 530	E,W	NUT - (MS21042-4)	1		
-41	404 531	D,W	NUT - (MS21042-5)	1		
	67762-02	B,C	COVER - Inertia reel, left, red	1	28-7125001 to 28-7125651 incl.	
	67762-04	B,C	COVER - Inertia reel, left, blue	1	28-7125001 to 28-7125651 incl.	
	67762-06	B,C	COVER - Inertia reel, left, tan	1	28-7125001 to 28-7125651 incl.	
	67762-10	B,C	COVER - Inertia reel, left, green	1	28-7125001 to 28-7125651 incl.	
	67762-03	B,C	COVER - Inertia reel, right, red	1	28-7125001 to 28-7125651 incl.	
	67762-05	B,C	COVER - Inertia reel, right, blue	1	28-7125001 to 28-7125651 incl.	
	67762-07	B,C	COVER - Inertia reel, right, tan	1	28-7125001 to 28-7125651 incl.	
	67762-11	B,C	COVER - Inertia reel, right green	1	28-7125001 to 28-7125651 incl.	
	69439-02	B,E	COVER - Inertia reel, left, red	1		
	69439-14	B,E	COVER - Inertia reel, left, blue/green	1		
	69439-06	B,E	COVER - Inertia reel, left, tan	1		
	69439-08	B,E	COVER - Inertia reel, left, green	1		
	69439-10	B,E	COVER - Inertia reel, left, black	1		
	69439-12	B,E	COVER - Inertia reel, left, white	1		
	69439-03	B,E	COVER - Inertia reel, right, red	1		
	69439-15	B,E	COVER - Inertia reel, right, blue/green	1		
	69439-07	B,E	COVER - Inertia reel, right, tan	1		
	69439-09	B,E	COVER - Inertia reel, right, green	1		
	69439-11	B,E	COVER - Inertia reel, right, black	1		
	69439-13	B,E	COVER - Inertia reel, right, white	1		
				<p>A- Used on PA-28-140 with serial numbers 28-7125001 and up, PA-28-180 with serial numbers 28-7105001 and up, PA-28-235 with serial numbers 28-7110001 and up, PA-28R-180 with serial numbers 28R-7130001 and up, and PA-28R-200 with serial numbers 28R-7135001 and up.</p> <p>B- Used if shoulder harness has been installed.</p> <p>C- Used on PA-28-140 airplanes only.</p> <p>D- Used on PA-28-180 with serial numbers 28-7205001 and up, PA-28-235 with serial numbers 28-7210001 and up, and PA-28R-200 with serial numbers 28R-7235001 and up.</p> <p>E- Used on PA-28-180 with serial numbers 28-7105001 to 28-7105244 inclusive, PA-28-235 with serial numbers 28-7110001 to 28-7110042 inclusive, PA-28R-180 with serial numbers 28R-7130001 to 28R-7130019 inclusive, and PA-28R-200 with serial numbers 28R-7135001 to 28R-7135238 inclusive.</p> <p>W- These parts must be ordered from Service Spares Department, Piper Aircraft, Vero Beach, Florida.</p>		

When ordering, always specify Part Number, Description, and Serial Number of Aircraft

PIPER PARTS CATALOG

Figure and Index Number	Part Number	Code	NOMENCLATURE	No. Req.	SERIAL NUMBERS AFFECTED
28A-42	66940-00	D,E	DOUBLER - Shoulder belt support, left	1	
	66940-01	D,E	DOUBLER - Shoulder belt support, right	1	
-43	484 224	D,F	BELT ASSEMBLY - Shoulder (PS50039-2)	2	
-44	62557-04		TRACK - Seat	4	
-45	62654-00		STOP - Seat	8	
	62654-02	H	STOP - Seat forward (2.45" L)	2	
-46	99242-02	B	BOOT ASSEMBLY - Seat belt attachment, red	1	
	99242-03	B	BOOT ASSEMBLY - Seat belt attachment, blue	1	
	99242-04	B	BOOT ASSEMBLY - Seat belt attachment, beige	1	
	99242-13	G	BOOT ASSEMBLY - Seat belt attachment, black	1	
	99242-07	B	BOOT ASSEMBLY - Seat belt attachment, green	1	
	99242-06	C	BOOT ASSEMBLY - Seat belt attachment, white	1	
			A- Used on PA-28-140 with serial numbers 28-7125001 and up, PA-28-180 with serial numbers 28-7105001 and up, PA-28-235 with serial numbers 28-7110001 and up, PA-28R-180 with serial numbers 28R-7130001 and up, and PA-28R-200 with serial numbers 28R-7135001 and up.		
			B- Used on PA-28-180 with serial numbers 28-7105001 to 28-7105244 inclusive, PA-28-235 with serial numbers 28-7110001 to 28-7110042 inclusive, PA-28R-180 with serial numbers 28R-7130001 to 28R-7130019 inclusive, and PA-28R-200 with serial numbers 28R-7135001 to 28R-7135238 inclusive.		
			C- Used on PA-28-180 with serial numbers 28-7105001 to 28-7405290 inclusive. PA-28-235 with serial numbers 28-7110001 to 28-7410120 inclusive. PA-28R-180 with serial numbers 28R-7130001 and up and PA-28R-200 with serial numbers 28R-7135001 to 28R-7435331 inclusive.		
			D- Used on PA-28-148 with serial numbers 28-7125001 to 28-7125651 inclusive, PA-28-180 with serial numbers 28-7105001 to 28-7105244 inclusive, PA-28-235 with serial numbers 28-7110001 to 28-7110042 inclusive, PA-28R-180 with serial numbers 28R-7130001 to 28R-7130019 inclusive, and PA-28R-200 with serial numbers 28R-7135001 to 28R-7135238 inclusive.		
			E- Used if shoulder harness has been installed.		
			F- Ascertain vendor's part number on shoulder belt. If 0107116-9 does not appear, also order matching Lap Belt Assembly, P/N 551 368.		
			G- Used on PA-28-180 with serial numbers 28-7105001 and up, PA-28-235 with serial numbers 28-7110001 and up, PA-28R-180 with serial numbers 28R-7130001 and up. and PA-28R-200 with serial numbers 28R-7135001 and up.		
			H- Used on PA-28-140 with serial numbers 28-7405061 and up if vertically adjustable pilot seat is installed.		

When ordering, always specify Part Number, Description, and Serial Number of Aircraft

PIPER PARTS CATALOG

Figure and Index Number	Part Number	Code	NOMENCLATURE	No. Req.	SERIAL NUMBERS AFFECTED
28A-47	452 692	G	BELT ASSEMBLY - Shoulder, front (PS50039-4-21)	2	
	452 680	E	BELT ASSEMBLY - Shoulder, front (PS500394-20)	2	
	452 679	D	BELT ASSEMBLY - Shoulder, rear (PS50039-4-19)	2	
-48	95061-91	E	BUSHING - Rear belt cable attachment	1	
-49	486 560	E	SHACKLE - (MS20115F5)	2	
-50	69669-110	F	PLACARD - Seat leg release	2	
-51	401 265	B,W	BOLT - (AN3-7A)	2	
	400 863	C	BOLT - (AN23-11A) Left	1	
	401 269	C,W	BOLT - (AN3-10A) Right	1	
			A- Used on PA-28-140 with serial numbers 28-7125001 and up, PA-28-180 with serial numbers 28-7105001 and up, PA-28-235 with serial numbers 28-7110001 and up, PA-28R-180 with serial numbers 28R-7130001 and up, and PA-28R-200 with serial numbers 28R-7135001 and up.		
			B- Used on PA-28-140 with serial numbers 28-7125001 to 28-7125651 inclusive, PA-28-180 with serial numbers 28-7105001 to 28-7105244 inclusive, PA-28-235 with serial numbers 28-7110001 to 28-7110042 inclusive, PA-28R-180 with serial number 28R-7130001 to 28R-7130019 inclusive, and PA-28R-200 with serial numbers 28R-7135001 to 28R-7135238 inclusive.		
			C- Used on PA-28-140 with serial numbers 28-7225001 and up, PA-28-180 with serial numbers 28-7205001 and up, PA-28-235 with serial numbers 28-7210001 and up, and PA-28R-200 with serial numbers 28R-7235001 and up.		
			D- Used on PA-28-140 with serial numbers 28-7225001 and up, PA-28-180 with serial numbers 28-7205001 to 28-7505259 inclusive, PA-28-235 with serial numbers 28-7210001 and up, and PA-28R-200 with serial numbers 28R-7235001 and up.		
			E- Used on PA-28-180 with serial numbers 28-7205001 and up, PA-28-235 with serial numbers 28-7210001 and up, and PA-28R-200 with serial numbers 28R-7235001 and up.		
			F- Used on PA-28-180 with serial numbers 28-7105001 to 28-7505261 inclusive, PA-28-235 with serial numbers 28-7110001 to 28-7710006 inclusive, PA-28R-180 with serial numbers 28R-7130001 to 28R-7130019 inclusive, and PA-28R-200 with serial numbers 28R-7135001 to 28R-7635509 inclusive.		
			G- Used on PA-28-140 airplanes only.		
			W- These parts must be ordered from Service Spares Department, Piper Aircraft, Lock Haven, Penna.		

When ordering, always specify Part Number, Description, and Serial Number of Aircraft

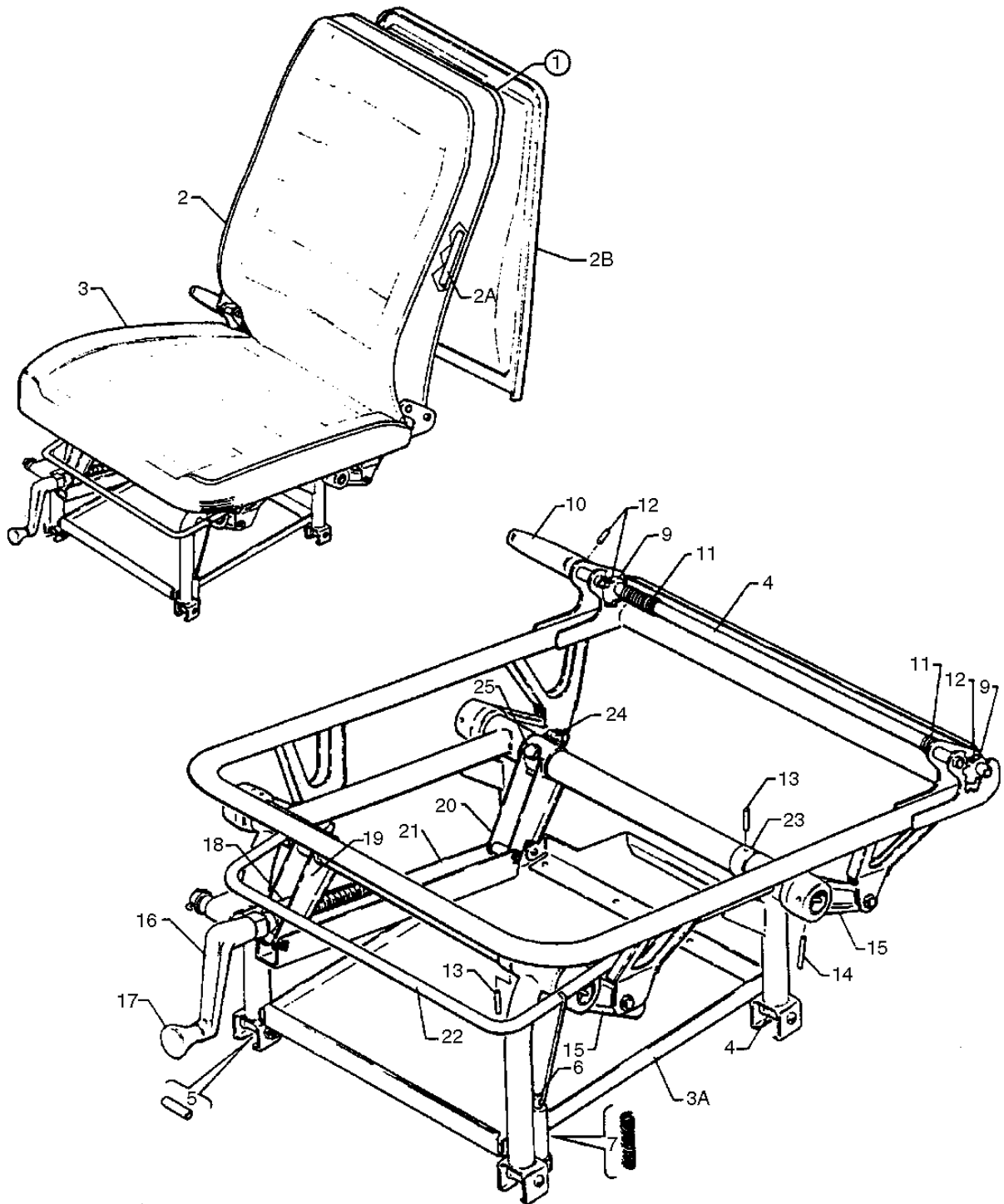


Figure 28B. Vertically Adjustable Front Seat Assembly
 (PA-28-140 - Serial Nos. 28-26401 to 28-7325684 inclusive)
 (PA-28-180 - Serial Nos. 28-5601 to 28-7305611 inclusive)
 (PA-28R-180 - Serial Nos. 28R-31251 to 28R-7130019 inclusive)
 (PA-28R-200 - Serial Nos. 28R-35601 to 28R-7335455 inclusive)
 (PA-28-235 - Serial Nos. 28-11301 to 28-7310187 inclusive)

PIPER PARTS CATALOG

Figure and Index Number	Part Number	Code	NOMENCLATURE	No. Req.	SERIAL NUMBERS AFFECTED	
28B-1	66984-00	C,E	SEAT ASSEMBLY - Adjustable front, left			
	99353-02	E,F	SEAT ASSEMBLY - Adjustable front, left			
	99353-14	H,J	SEAT ASSEMBLY - Adjustable front, left			
	66984-01	C,E	SEAT ASSEMBLY - Adjustable front, right	1		
	99353-03	E,F	SEAT ASSEMBLY - Adjustable front, right	1		
	99353-15	H,J	SEAT ASSEMBLY - Adjustable front, right	1		
	66984-02	B,D	SEAT ASSEMBLY - Adjustable front, left	1	28-26401 to 28-26956 inclusive	
	99353-00	B,G	SEAT ASSEMBLY - Adjustable front, left	1	28-7125001 to 28-7225612 incl.	
	69568-00	B,K	SEAT ASSEMBLY - Adjustable front, left	1	28-7325001 to 28-7325684 incl.	
	66984-03	B,D	SEAT ASSEMBLY - Adjustable front, right	1	28-26401 to 28-26956 inclusive	
	99353-01	B,G	SEAT ASSEMBLY - Adjustable front, right	1	28-7125001 to 28-7225612 incl.	
	69568-01	B,K	SEAT ASSEMBLY - Adjustable front, right	1	28-7325001 to 28-7325684 incl.	
	-2	6698404	C,E	CUSHION ASSEMBLY- Back	1	
		99353-07	E,F	CUSHION ASSEMBLY- Back	1	
		99353-18	H,J	CUSHION ASSEMBLY- Back	1	
		66984-05	B,D	CUSHION ASSEMBLY - Back	1	28-26401 to 28-26956 inclusive
		99353-06	B,G	CUSHION ASSEMBLY - Back	1	28-7125001 to 28-7225612 incl.
96806-12		B,K	CUSHION ASSEMBLY- Back	1	28-7325001 to 28-7325684 incl.	
<p>A- Used on PA-28-140 with serial numbers 28-26401 to 28-7325684 inclusive, PA-28R-180 with serial numbers 28-5601 to 28-7205611 inclusive, PA-28R-180 with serial numbers 28R-31251 to 28R-7130019 inclusive, PA-28R-200 with serial numbers 28R-35601 to 28R-735455 inclusive, and PA-28-235 with serial numbers 28-11301 to 28-7310187 inclusive.</p> <p>B- Used on PA-28-140 airplanes only.</p> <p>C- Used on PA-28-180 with serial numbers 28-601to 28-5569 inclusive, PA-28-235 with serial numbers 28-11301to 28-11393 inclusive, PA-28R-180 with serial numbers 28R-31251 to 28R-31279 inclusive, and PA-28R-200 with serial numbers 28R-35601to 28R-35830 inclusive.</p> <p>D- When ordering, specify color red, brown, blue or beige.</p> <p>E- When ordering, specify color red, blue, beige, black, green or white.</p> <p>F- Used on PA-28-180 with serial numbers 23-7105001to 28-7105244 inclusive, PA-28-235 with serial numbers 28-7110001 to 28-7110042 inclusive, PA-28R-180 with serial numbers 28R-7130001 to 28R-7130019 inclusive, and PA-28R-200 with serial numbers 28R-7135001 to 28R-735455 inclusive.</p> <p>G- When ordering, specify color red, blue, beige or green.</p> <p>H- When ordering, specify color red, blue/green, gold, green, black or white.</p> <p>J- Used on PA-28-180 with serial numbers 28-7205001to 287305611 inclusive, and PA-28-235 with serial numbers 28-7210001 to 28-7310187 inclusive.</p> <p>K- When ordering, specify color red, blue, gold or green.</p>						

When ordering, always specify Part Number, Description, and Serial Number of Aircraft

PIPER PARTS CATALOG

Figure and Index Number	Part Number	Code	NOMENCLATURE	No. Req.	SERIAL NUMBERS AFFECTED
28B-2a	66992-00	L	FRAME ASSEMBLY - Seat, back		
	99093-00	M	FRAME ASSEMBLY - Seat, back		
	96810-02	B	FRAME ASSEMBLY - Seat, back	1	28-7325001 to 28 7325684 incl.
-2b	78041-00	B,K	COVER - Seat back	1	28-7325001 to 28-7325684 incl.
-3	66984-06	C,E	CUSHION ASSEMBLY - Bottom, left	1	
	99353-10	E,F	CUSHION ASSEMBLY - Bottom, left	1	
	99353-19	H,J	CUSHION ASSEMBLY - Bottom, left	1	
	66984-07	C,E	CUSHION ASSEMBLY - Bottom, right	1	
	99353-11	E,F	CUSHION ASSEMBLY - Bottom, right	1	
	99353-20	H,J	CUSHION ASSEMBLY - Bottom, right	1	
	66984-08	B,D	CUSHION ASSEMBLY - Bottom, left	1	28-26401 to 28-26956 inclusive
	99353-08	B,G	CUSHION ASSEMBLY - Bottom, left	1	28-7125001 to 28-7225612 incl.
	69568-04	B,K	CUSHION ASSEMBLY - Bottom, left	1	28-7325001 to 28-7325684 incl.
	66984-09	B,D	CUSHION ASSEMBLY - Bottom, right	1	28-26401 to 28-26956 inclusive
	99353-09	B,G	CUSHION ASSEMBLY - Bottom, right	1	28-7125001 to 28-7225612 incl.
	69568-05	3,K	CUSHION ASSEMBLY - Bottom, right	1	28-7325001 to 28-7325684 incl.
			A- Used on PA-28-140 with serial numbers 28-26401 to 28-7325684 inclusive, PA-28-180 with serial numbers 28-5601 to 28-7305611 inclusive, PA-28R-180 with serial numbers 28R-31251 to 28R-7335455 inclusive PA-28R-200 with serial numbers 28R-35601 to 28R-7135238 inclusive and PA-28-235 with serial numbers 28-11301 to 28-7310187 inclusive.		
			B- Used on PA-28-140 airplanes only.		
			C- Used on PA-28-180 with serial numbers 28-5601to 28-5869 inclusive, PA-28-235 with serial numbers 28-11301 to 28-11393 inclusive, PA-28R-180 with serial numbers 28R-31251 to 28R-31279 inclusive, and PA-28R-200 with serial numbers 28R-35601 to 28R-35830 inclusive.		
			D- When ordering, specify color red, brown, blue or beige.		
			E- When ordering, specify color red, blue, beige, black, green or white.		
			F- Used on PA-28-180 with serial numbers 28-7105001 to 28-7105244 inclusive, PA-28-235 with serial number 28-7110001 to 28-7110042 inclusive, PA-28R-180 with serial numbers 28R-7130001to 28R-7130019 inclusive, and PA-28R-200 with serial numbers 28R-7135001 to 28R-7335455 inclusive		
			G- When ordering, specify color red, blue, beige or green.		
			H- When ordering, specify color red, blue/green, gold, green, black or white.		
			J- Used on PA-28-180 with serial numbers 28-7205001 to 28-7305611 inclusive, and PA-28-235 with serial numbers 28-7210001 to 28-7310187 inclusive.		
			K- When ordering, specify color red, blue, gold or green.		
			L- Used on PA-28-140 with serial numbers 28-26401to 28-26956 inclusive, PA-28-180 with serial numbers 28-5601 to 28-5869 inclusive, PA-28-235 with serial numbers 28-11301 to 28-11393 inclusive, PA-28R-180 with serial numbers 28R-31251to 28R-31279 inclusive, and PA-28R-200 with serial numbers 28R-35601to 28R-35830 inclusive.		
			M- Used on PA-28-140 with serial numbers 28-7125001 to 28-7225612 inclusive, PA-28-180 with serial numbers 28-7105001 to 28-7305611 inclusive, PA-28-235 with serial numbers 28-7110001 to 28-7310187 inclusive, PA-28R-180 with serial numbers 28R-7130001 to 28R-7130019 inclusive, and PA-28R-200 with serial numbers 28R-7135001 to 28R-7335433 inclusive.		

When ordering, always specify Part Number, Description, and Serial Number of Aircraft

PIPER PARTS CATALOG

Figure and Index Number	Part Number	Code	NOMENCLATURE	No. Req.	SERIAL NUMBERS AFFECTED
28B-3a	26824 00	E	FRAME ASSEMBLY - Seat bottom, left	1	
	26824-01	B,E	FRAME ASSEMBLY - Seat bottom, right	1	
	99305-08	C,E	FRAME ASSEMBLY - Seat bottom, left	1	
	99305-09	C,E	FRAME ASSEMBLY - Seat bottom, right	1	
-4	87332-02		ROLLER - Seat	4	
-5	65003-47		BUSHING - Seat roller	4	
-6	76175-02		PLUNGER - Seat	2	
-7	50111-00	W	SPRING - Seat plunger	2	
	19392-15	W	TUBE - Reclining mechanism	1	
-9	19365-02	W	CAM - Reclining seat	2	
-10	32380-00	W	HANDLE - Seat back adjustment	1	
-11	19336-00	W	SPRING - Seat back adjustment, inboard	1	
	19336-01	W	SPRING - Seat back adjustment, outboard	1	
-12	406 706	W	PIN - Roll (PS10062-3-6)	3	
-13	480 727		PIN - Roll (52-028-125-1000)	2	
-14	480 030		PIN - Roll (52-040-187-1250)	10	
-15	27018-00		ARM - Seat adjusting	4	
-16	26653-00		HANDLE ASSEMBLY - Seat vertical adjustment	1	
-17	571 131		KNOB - (KN678-1)	1	
-18	26952-00		BLOCK - Seat adjustment	1	
-19	26965-00		ANGLE ASSEMBLY - Seat adjustment, front	1	
-20	26965-02		ANGLE ASSEMBLY - Seat adjustment, rear	1	
-21	26961-00		CHANNEL - Seat adjustment	1	
-22	26966-00		TUBE - Seat catch release	1	
-23	26953-00		BUSHING - Seat	2	
-24	27244-00		BOLT - Special	1	
	690 611	W	WASHER - (NAS1149F0463P)	2	
	404 530	W	NUT - (MS21042-4)	1	
-25	401 315	W	BOLT - (AN4-15A)	1	
	27245-00		WASHER - Special	4	
	404 530	W	NUT - (MS21042-4)	1	
			A- Used on PA-28-140 with serial numbers 28-26401to 28-7325684 inclusive, PA-28-180 with serial numbers 28-5601to 28-7305611 inclusive, PA-28R-180 with serial numbers 28R-31251 to 28R-7130019 inclusive, PA-28R-200 with serial numbers 28R-35601 to 28R-7335455 inclusive, and PA-28-235 with serial numbers 28-11301 to 28-7310187 inclusive.		
			B- Used on PA-28-140 with serial numbers 28-26401 to 28-25956 inclusive, PA-28-180 with serial numbers 28-5601 to 28-5869 inclusive, PA-28-235 with serial numbers 28-11301 to 28-11393 inclusive, PA-28R-180 with serial numbers 28R-31251 to 28R-31279 inclusive, and PA-28R-200 with serial numbers 28R-35601 to 28R-35530 inclusive .		
			C- Used on PA-28-140 with serial numbers 28-7125001 to 28-7325684 inclusive, PA-28-180 with serial numbers 28-7105001 to 28-7305611 inclusive, PA-28-235 with serial numbers 28-7110001 to 28-7310187 inclusive, PA-28R-180 with serial numbers 28R-7130001 to 28R-7130019 inclusive, and PA-28R-200 with serial numbers 28R-7135001 to 28R -7310187 inclusive.		
			D- Before ordering, ascertain O.D. at center of seat roller If O.D. of roller measures .42, (2) rollers P/N 87332-02 must be ordered If O.D. of roller measures 62 order roller(s) as required.		
			E- Refer to latest revision of Service Bulletin No. 337 for Vertically Adjustable Seat Frame Tube Replacement Kit No. 760 532V.		
			W- These parts must be ordered from Service Spares Department. Piper Aircraft, Vero Beach, Florida.		

When ordering, always specify Part Number, Description, and Serial Number of Aircraft

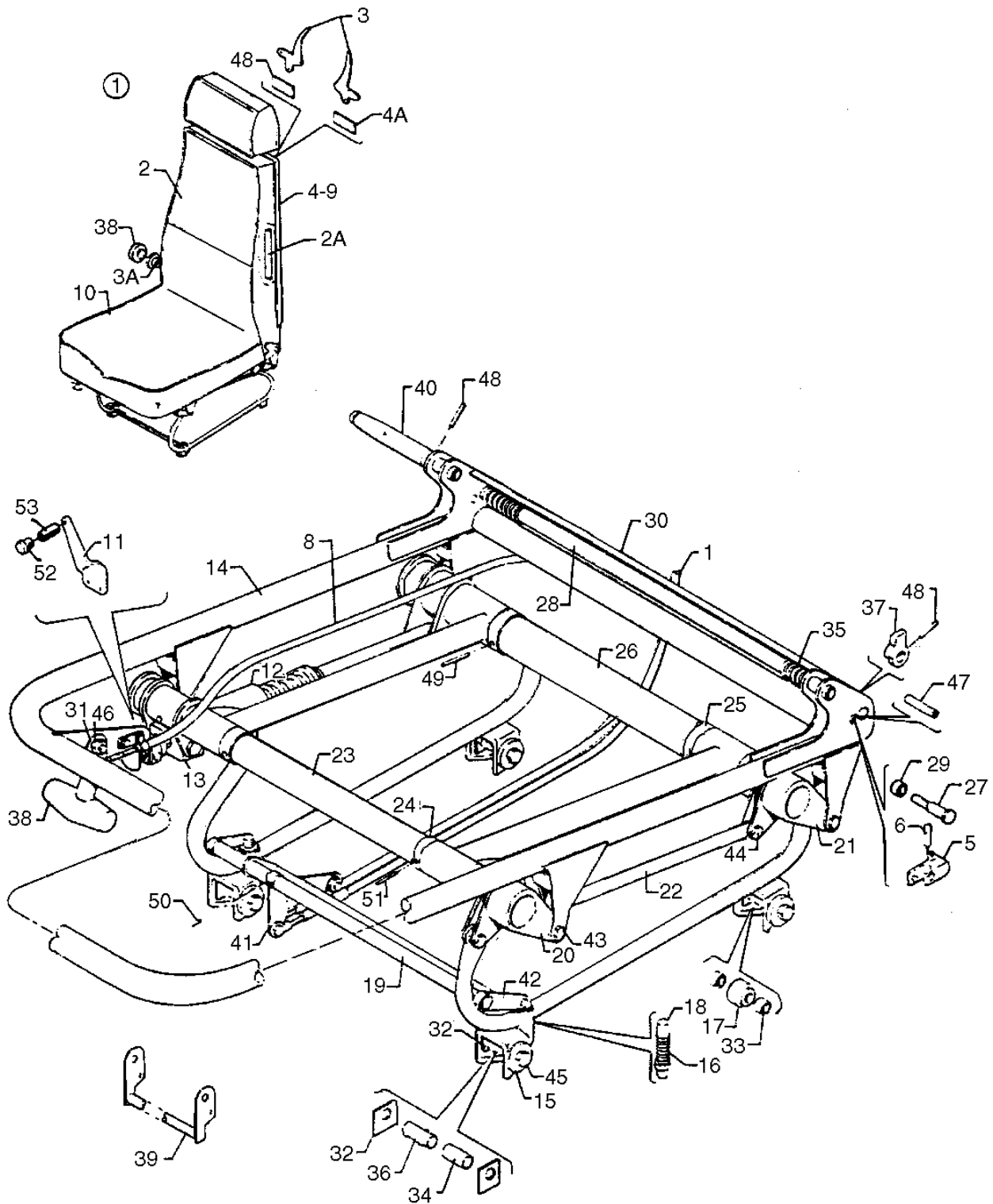


Figure 28C Vertically Adjustable Front Seat Assembly
 (PA-23-140 - Serial Nos. 28-7425061 and up)
 (PA-28-180 - Serial Nos. 28-7405035 and up)
 (PA-28-235 - Serial Nos. 28-7410027 and up)
 (PA-23R 200 - Serial Nos. 28R-7435035 and up)

PIPER PARTS CATALOG

Figure and Index Number	Part Number	Code	NOMENCLATURE	No. Req.	SERIAL NUMBERS AFFECTED
28C-1	79591-02	B,D	SEAT ASSEMBLY - Adjustable front, left		
	79590-02	C,D	SEAT ASSEMBLY - Adjustable front, left	1	
	79591-03	B,D	SEAT ASSEMBLY - Adjustable front, right	1	
-2	79590-03	C,D	SEAT ASSEMBLY - Adjustable front, right	1	
	96806-12	D,E,G	CUSHION ASSEMBLY - Back, left	1	
	79337-16	D,F	CUSHION ASSEMBLY - Back, left	1	
	96806-23	D,H,G	CUSHION ASSEMBLY - Back, right	1	
	96806-22	C,D,G	CUSHION ASSEMBLY - Back, right	1	28-7425061 to 28-7525322 incl.
-2a	79337-17	D,F	CUSHION ASSEMBLY - Back, right	1	
	96810-02	E,G	FRAME ASSEMBLY - Seat back, left	1	
	96810-03	E,G	FRAME ASSEMBLY - Seat back, right	1	
	79555-00	F	FRAME ASSEMBLY - Seat back, right	1	
-3	79555-01	F	FRAME ASSEMBLY - Seat back, right	1	
	79228-00		HANDLE - Seat release, right	2	
-3a	453 732	W	BUSHING - Seat back, right (PS10064-375-4)	1	
-3b	79554-02		KNOB - Seat back release, right	1	
			A- Used on PA-28-140 with serial numbers 28-7425001 and up, PA-28-180 with serial numbers 28-7405001 and up, PA-28-235 with serial numbers 28-7410001 and up, and PA-28R-200 with serial numbers 28R-7435001 and up.		
			B- Used on PA-28-180, PA-28-235 and PA-28R-200 airplanes only.		
			C- Used on PA-28-140 airplanes only.		
			D- When ordering, specify color red, blue/green, gold, black, white, green, blue, navajo sepia, navajo cactus or yellow/dark red. Specify trim color black or camel on 1977 and up model aircraft.		
			E- Used on PA-28-140 with serial numbers 28-7425001 to 28-7525322 inclusive, PA-28-180 with serial numbers 28-7405001 to 28-7505234 inclusive, PA-28-235 with serial numbers 28-7410001 to 28-7610095 inclusive, and PA-28R-200 with serial numbers 28R-7435001 to 28R-7535298 inclusive.		
			F- Used on PA-28-140 with serial numbers 28-7525323 and up, PA-28-180 with serial numbers 28-7505235 and up, PA-28-235 with serial numbers 28-7610096 and up. and PA-28R-200 with serial numbers 28R-7535299 and up.		
			G- If seat assembly incorporates a "U" shaped handle for the seat track releasing mechanism, order part for later serial numbers.		
			H- Used on PA-28- 180 with serial numbers 28-7405001 to 28-7505234 inclusive, PA-28-235 with serial numbers 28-7410001 to 28-7610095 inclusive, and PA-28R-200 with serial numbers 28R-7435001 to 28R-7535295 inclusive.		

When ordering, always specify Part Number, Description, and Serial Number of Aircraft

PIPER PARTS CATALOG

Figure and Index Number	Part Number	Code	NOMENCLATURE	No. Req.	SERIAL NUMBERS AFFECTED
28C-4	78041-08	D,E,F	COVER ASSEMBLY - Seat back, right		
	78041-00	F,H	COVER ASSEMBLY - Seat back, right	1	
-4a	69669-13	J	PLACARD - Seat back release	1	
-4b	69669-14	J	PLACARD - Seat track release	1	
-5	99718-01	B,E	STOP ASSEMBLY - Seat latch, right	1	
	99718-06	G	STOP ASSEMBLY - Seat latch, right	1	
	99718-05	C	STOP ASSEMBLY - Seat latch, right	1	
-6	99719-03	D	CABLE ASSEMBLY - Seat back release (passenger operated, length 27")	1	
-7	99719-16	C	CABLE ASSEMBLY - Seat track release (passenger operated, length 40")	1	28-7425061 to 28-7825322 incl.
	99719-19	B	CABLE ASSEMBLY - Seat track release (passenger operated, length 37")	1	
-8	554 422		CABLE ASSEMBLY -Seat track release (crew operated, length 27") (PS50146-8-1)	1	
-9	78041-00	F	COVER ASSEMBLY - Seat back, left	1	
			A- Used on PA-28-140 with serial numbers 28-7425001 and up, PA-28-180 with serial numbers 28-7405001 and up, PA-28-235 with serial numbers 28-7410001 and up, and PA-28R-200 with serial numbers 28R-7435001 and up.		
			B- Used on PA-28-180 with serial numbers 28-7405001 to 28-7505234 inclusive, PA-28-235 with serial numbers 28-7410001 to 28-7610095 inclusive, and PA-28R-200 with serial numbers 28R-7435001 to 28R-7535295 inclusive.		
			C- Used on PA-28-140 airplanes only.		
			D- Used on PA-28-140 with serial numbers 28-7425001 to 28-7525322 inclusive, PA-28-180 with serial numbers 28-7405001 to 28-7505234 inclusive, PA-28-235 with serial numbers 28-7410001 to 28-7610095 inclusive, and PA-28R-200 with serial numbers 28R-7435001 to 28R-7535298 inclusive.		
			E- If seat assembly incorporates a "U" shaped handle for the seat track releasing mechanism, order part for later serial numbers.		
			F- When ordering, specify color red, blue/green, gold, black, white, green or bark. Specify color "Bark 1" for PA-28-140 with serial numbers 28-7725001 to 28-7725 174 inclusive, PA-28-235 with serial numbers 28-7710001to 28-7710010 inclusive, and PA-28R-200 with serial numbers 28R-7635504 and up. Specify color "Bark 11" for PA-28-140 with serial numbers 28-7715175 and up, and PA-28-235 with serial numbers 28-7710011 and up.		
			G- Used on PA-28-180 with serial numbers 28-7505235 and up, PA-28-235 with serial numbers 28-7610096 and up, and PA-28R-200 with serial numbers 28R-7535299 and up.		
			H- Used on PA-28-140 with serial numbers 28-7525323 and up, PA-28-180 with serial numbers 28-7505235 and up, PA-28-235 with serial numbers 28-7610096 and up. and PA-28R-200 with serial numbers 28R-7535299 and up.		
			J- Used if seat back assembly incorporates handles for seat back and seat back release.		

When ordering, always specify Part Number, Description, and Serial Number of Aircraft

PIPER PARTS CATALOG

Figure and Index Number	Part Number	Code	NOMENCLATURE	No. Req.	SERIAL NUMBERS AFFECTED
28C-10	555 563	C	COVER ASSEMBLY - Seat bottom, red	1	
	555 564	C	COVER ASSEMBLY - Seat bottom, blue/green	1	
	555 565	C	COVER ASSEMBLY - Seat bottom, gold	1	
	555 568	C	COVER ASSEMBLY - Seat bottom, green	1	
	555 566	C	COVER ASSEMBLY - Seat bottom, black	1	
	555 567	B	COVER ASSEMBLY - Seat bottom, white	1	
	555 953	D	COVER ASSEMBLY - Seat bottom, red (with black trim)	1	
	558 954	D	COVER ASSEMBLY - Seat bottom, blue (with black trim)	1	
	555 955	D	COVER ASSEMBLY - Seat bottom, gold (with black trim)	1	
	555 956	D	COVER ASSEMBLY - Seat bottom, green (with black trim)	1	
	555 957	D	COVER ASSEMBLY - Seat bottom, black (with black trim)	1	
	555 884	D	COVER ASSEMBLY - Seat bottom, navajo sepia (with camel trim)	1	
	555 885	D	COVER ASSEMBLY - Seat bottom, navajo cactus (with camel trim)	1	
	555 886	D	COVER ASSEMBLY - Seat bottom, orange (with camel trim)	1	
	555 887	D	COVER ASSEMBLY - Seat bottom, blue/green (with camel trim)	1	
	555 888	D	COVER ASSEMBLY - Seat bottom, navajo sepia (with black trim)	1	
	555 889	D	COVER ASSEMBLY - Seat bottom, navajo cactus (with black trim)	1	
	555 890	D	COVER ASSEMBLY - Seat bottom, orange (with black trim)	1	
	555 891	D	COVER ASSEMBLY - Seat bottom, blue/green (with black trim)	1	
	-11	37902-08		CONTROL ASSEMBLY - Actuator	1
-12	76445-00		CONTROL ASSEMBLY - Seat adjustment (P. L. Porter Co. P/N SL10100, Rev. B)	1	
	587 404		CONTROL ASSEMBLY - Seat adjustment (Gas Spring Corp. P/N 06-10-080-310-025)	1	
			A- Used on PA-28-140 with serial numbers 28-7425001 and up, PA-28-180 with serial numbers 28-7405001 and up, PA-28-235 with serial numbers 28-7410001 and up, and PA-28R-200 with serial numbers 28R-7435001 and up.		
			B- Used on PA-28-140 with serial numbers 28-7425001 to 28-7425454 inclusive, PA-28-180 with serial numbers 28-7405035 to 28-7405290 inclusive, PA-28-201 with serial numbers 28-7410001 to 28-7410120 inclusive, and PA-28R-200 with serial numbers 28R-7435001 to 28R-7435331 inclusive.		
			C- Used on PA-28-140 with serial numbers 28-7425001 to 28-7625234 inclusive, PA-28-180 with serial numbers 28-7405001 and up, PA-28-235 with serial numbers 28-7410001 to 28-7610206 inclusive, and PA-28R-200 with serial numbers 28R-7435001 to 28R-7635503 inclusive.		
			D- Used on PA-28-140 with serial numbers 28-7725001 and up, PA-28R-200 with serial numbers 28R-7635504 and up, and PA-28-235 with serial numbers 28-7710001 and up.		

When ordering, always specify Part Number, Description, and Serial Number of Aircraft

PIPER PARTS CATALOG

Figure and Index Number	Part Number	Code	NOMENCLATURE	No. Req.	SERIAL NUMBERS AFFECTED
28C-13	37902-02	E	ADAPTER - Seat control	1	
	37902-06	F	ADAPTER - Seat control	1	
-14	79538-00	B,E	FRAME ASSEMBLY - Seat bottom, left	1	
	79538-01	B,E	FRAME ASSEMBLY - Seat bottom, right	1	
	79538-02	B,F	FRAME ASSEMBLY - Seat bottom, left	1	
	79538-03	B,F	FRAME ASSEMBLY - Seat bottom, right	1	
	79539-00	C,E	FRAME ASSEMBLY - Seat bottom, left	1	
	79539-01	C,E	FRAME ASSEMBLY - Seat bottom, right	1	
	79539-02	C,F	FRAME ASSEMBLY - Seat bottom, left	1	
	79539-03	C F	FRAME ASSEMBLY - Seat bottom, right	1	
-15	62833-78		WASHER	8	
-16	587 299		SPRING - Seat plunger (LC-038F-6SS)	2	
-17	452 386		ROLLER - (NAS506-4)	2	
-18	76175-00		PLUNGER	2	
-19	76172-03		TUBE - Bellcrank	1	
-20	36856-02		BELLCRANK ASSEMBLY - Forward (forged)	1	
-21	36857-02		BELLCRANK ASSEMBLY - Aft (forged)	1	
-22	76342-00		LINK ASSEMBLY - Seat	1	
-23	76343-00		TUBE ASSEMBLY - Forward	1	
-24	76351-02		BUSHING - Seat	2	
-25	76351-03		BUSHING - Seat	1	
-26	76345-00	E	TUBE ASSEMBLY - Aft	1	
	37848-02	F	TUBE ASSEMBLY - Aft	1	
-27	79229-00		BEARING SHAFT- Seat release, right	1	
-28	79230-00		TUBE - Seat reclining	1	
-29	79235-00		BUSHING - Seat back release, right	1	
-30	76176-00		COVER - Reclining seat	1	
-31	76169-02	G	LEVER - Seat	1	
-32	79251-00	D	WASHER - Teflon	8	
			A- Used on PA-28-140 with serial numbers 28-7425001 and up, PA-28-180 with serial numbers 28-7405001 and up, PA-28-235 with serial numbers 28-7410001 and up, and PA-28R-200 with serial numbers 28R-7435001 and up.		
			B- Used on PA-28-180 airplanes only.		
			C- Used on PA-28-180, PA-28-235 and PA-28R-200 airplanes only.		
			D- Used on PA-28-140 with serial numbers 28-7425001 to 28-7625235 inclusive, PA-28-180 with serial numbers 28-7405001 and up, PA-28-235 with serial numbers 28-7410001 to 28-7610138 inclusive, and PA-28R-200 with serial numbers 28R-7435001 to 28-7635328 inclusive.		
			E- Used if Seat Adjustment Control Assembly 76445-00 (P. L. Porter Co. P/N SL10100, Rev. B) is installed.		
			F- Used if Seat Adjustment Control Assembly 587 404 (Gas Spring Corp. P/N06-10-080-310-025) is installed.		
			G- Used on PA-28-140 with serial numbers 28-7425001 to 28-7525322 inclusive, PA-28-180 with serial numbers 28-7405001 to 28-7505234 inclusive, PA-28-235 with serial numbers 28-7410001 to 28-7610095 inclusive, and PA-28R-200 with serial numbers 28R-7435001 to 28R-7535298 inclusive.		

When ordering, always specify Part Number, Description, and Serial Number of Aircraft

PIPER PARTS CATALOG

Figure and Index Number	Part Number	Code	NOMENCLATURE	No. Req.	SERIAL NUMBERS AFFECTED
28C-33	79252-00	E	** SPACER - Seal (.254 L)	4	
	95061-161	D	** SPACER - Seat (.248 L)	4	
-34	95061-106		** SPACER	2	
-35	19336-00	W	** SPRING - Seat back adjustment, left	1	
	19336-01	W	** SPRING - Seat back adjustment, right	1	
-36	87332-02	H	** ROLLER - Seat	2	
-37	19365-02	W	** CAM - Reclining seat	1	
-38	571 149		** KNOB - (PS10067-1-1)	1	
-39	79207-00	I	** HANDLE ASSEMBLY - Seat release	1	
-40	32380-00	W	** HANDLE - Seat back adjustment, cadmium plated	1	
	79442-00		** HANDLE - Seat back adjustment, black	1	
-41	76187-00		** ARM ASSEMBLY - Seat release	1	
-42	36858-02		** ARM ASSEMBLY - Seat latch (forged)	2	
-43	424 142	B.W	** PIN - (MS20392-1C11)	4	
	424 172	C	** PIN - (MS20392-2C11)	4	
	690 668	B.W	** WASHER - (NAS1149FN432P)	4	
	690 612	C.W	** WASHER - (NAS1149F0363P)	4	
	424 051	W	** COTTER PIN - (MS24665-132)	4	
-44	424 205	F	** PIN - (MS20392-3C17)	2	
	424 204	G	** PIN - (MS20392-3C15)	2	
	690 611	F,W	** WASHER - Nylon - (NAS1149F0463P)	2	
	690 613	G,W	** WASHER - (NAS1149F0432P)	2	
	424 051	W	** COTTER PIN - (MS 24665-132)	2	
-45	401 318	W	** BOLT - (AN4-20A)	4	
	477 708		** NUT - (28C-048)	4	
-46	400 002	W	** BOLT - (AN4-5A)	1	
	494 133		** WASHER - Nylon (1/4 I.D)	1	
	690 613	W	** WASHER - (NAS1149F0432P)	1	
	404 530	W	** NUT - (MS21042-4)	1	
-47	480 732	W	** PIN - Roll (59-040-187-0937)	2	
-48	406 706	W	** PIN - Roll (PS10062-3-6)	3	
-49	480 790	B	** PIN - (MS9048-172) (1.25 L)	4	
	480 801	C	** PIN - (MS9048-173) (1.37 L)	4	
-50	480 426		** PIN - (MS171526) .50 long	3	
	480 592		** PIN - (MS9048-101) .56 long	3	
-51	480 789		** PIN - (MS9048-170)	4	
-52	471 084		* KNOB - Actuator (233)	1	
-53	37902-05		* BUSHING - Actuator	1	
		A-	Used on PA-28-140 w/lt serial numbers 28-7425001 and up. PA-28-180 with serial numbers 28-7405001 and up. PA-28-235 with serial numbers 28-7410001 and up. and PA-28R-200 with serial numbers 28R-7435001 and up.		
		B-	Used if seat assembly incorporates a "T" knob for the seat rack releasing mechanism.		
		C-	Used if seat assembly incorporates a "U" shaped handle for the seat rack releasing mechanism.		
		D-	Used if two pieces of tape are installed on seat frame		
		E-	Used if Teflon washers are installed.		
		F-	Used if a welded bell crank assembly is installed.		
		G-	Used if a forged bellcrank assembly is installed.		
		H-	Before ordering, ascertain O.D. at center of seat roller If O.D. of roller measures 42, (2) rollers P/N 87332-02 must be ordered. If O.D. of roller measures 62, order roller(s) as required.		
		W-	These parts must be ordered from Service Spares Department. Piper Aircraft, Vero Beach, Florida.		

When ordering, always specify Part Number, Description, and Serial Number of Aircraft

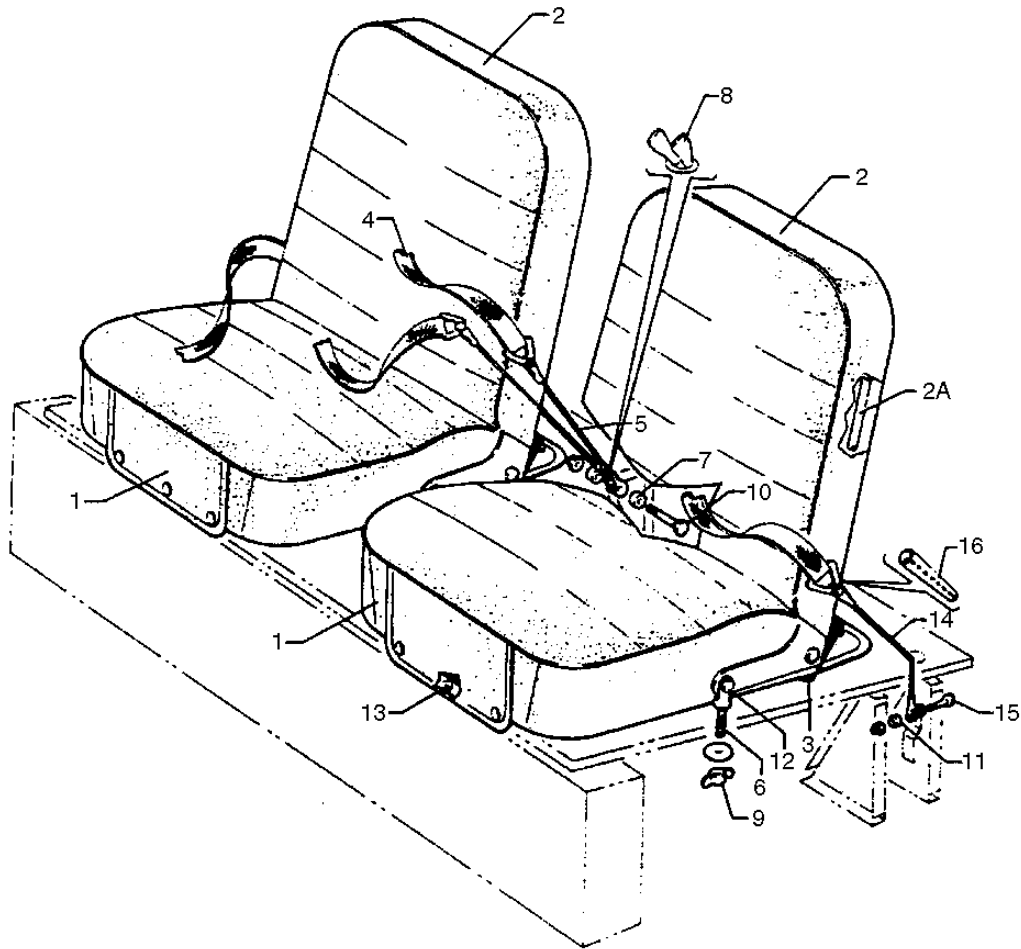


Figure 29. Rear Seat Installation

PIPER PARTS CATALOG

Figure and Index Number	Part Number	Code	NOMENCLATURE	No. Req.	SERIAL NUMBERS AFFECTED
29-	65599 65500 66664 99360		DRAWING - Rear Seat Installation DRAWING - Rear Seat Installation DRAWING - Rear Seat Installation DRAWING - Rear Seat Installation		28-20002 to 28-20909 inclusive 28-20910 to 28-24999 inclusive 28-25000 to 28-26956 inclusive 28-7125001 and up
-1	65501-03 65501-00 65501-04 65501-02 65501-05 99359-00 99949-00	A B C D	BOTTOM ASSEMBLY - Rear seat. tan (vinyl insert) BOTTOM ASSEMBLY - Rear seat. tan (cloth, insert) BOTTOM ASSEMBLY - Rear seat. gray BOTTOM ASSEMBLY - Rear seat BOTTOM ASSEMBLY - Rear seat BOTTOM ASSEMBLY - Rear seat BOTTOM ASSEMBLY - Rear seat	2 2 2 2 2 2 2	28-20002 to 28-20909 inclusive 28-20910 to 28-21467 inclusive 28-20002 to 28-20909 inclusive 28-21468 to 28-21866 inclusive 28-21867 to 28-26956 inclusive 28-7125001to 28-722612 incl. 28-7325001and up
-2	65515-03 65515-00 65515-04 65515-02 65515-05 99358-00 99948-00	A B C D	BACK ASSEMBLY - Rear seat, tan (vinyl insert) BACK ASSEMBLY - Rear seat, tan (cloth insert) BACK ASSEMBLY - Rear seat, gray BACK ASSEMBLY - Rear seat BACK ASSEMBLY - Rear seat BACK ASSEMBLY - Rear seat BACK ASSEMBLY - Rear seat	2 2 2 2 2 2 2	28-20002 to 28-20909 inclusive 28-20910 to 28-21457 inclusive 28-20002 to 28-20909 inclusive 28-21468 to 28-21866 inclusive 28-21867 to 28-26956 inclusive 28-7125001 to 28-7226012 incl. 28-7325001 and up
-2a	65518-00		* FRAME ASSEMBLY - Rear seat, back	1	
-3	453 706		* BUMPER - Rubber (9102J)	2	
-4	551 374		BELT ASSEMBLY - Safely, black (PS50039-4-3)	2	
-5	65519-00 96908-00		CABLE ASSEMBLY - Seat belt attachment CABLE ASSEMBLY - Seat belt attachment	1 2	28-20002 to 28-7125651incl. 28-7225001 and up
-6	65505-00		EYE BOLT - Seat attachment	4	
-7	80012 -17 95061-92	W	BUSHING - Cable attachment BUSHING - Cable attachment	2 1	28- 20002 to 28-7125051 incl. 28-7225001 and up
-8	99242-13		BOOT ASSEMBLY - Seat belt attachment, black	1	28-7225001 and up
-9	477 657 407 801	W W	WING NUT - (WC-040) WASHER - (AN970-4)	4 4	
-10	401 315 400 159 690 611 690 628 404 530 404 531	W W W W W W	BOLT - (AN4-15A) BOLT - (AN5-14) WASHER - (NAS1149F0463P) WASHER - (NAS1149F0563P) NUT - (MS21042-4) NUT - (MS21042-5)	1 1 2 2 1 1	28-20002 to 28-7125651incl. 28-7225001 and up 28-20002 to 28-7125651incl. 28-7225001 and up 28-20002 to 28-7125651incl. 28-7225001 and up
<p>A- When ordering, specify color red, brown or blue. B- When ordering. specify color red, brown, blue or beige. C- When ordering. specify color red, blue. beige or green. D- When ordering, specify color red. blue, gold, green or black. W- These parts must be ordered from Service Spares Department, Piper Aircraft, Lock Haven, Penna.</p>					

When ordering, always specify Part Number, Description, and Serial Number of Aircraft

PIPER PARTS CATALOG

Figure and Index Number	Part Number	Code	NOMENCLATURE	No. Req.	SERIAL NUMBERS AFFECTED
29-11	63900-24		BUSHING	2	
-12	400 004	W	BOLT - (AN4-7A)	4	
	690 611	W	WASHER - (NAS1149F0463P)	4	
	404 530	W	NUT - (MS21042-4)	4	
-13	487 695		STUD - (XX10367 x 5/8")	10	
-14	65520-00		CABLE ASSEMBLY . Seat belt attachment	2	28-20002 to 28-26956 incl.
	20868-00	W	CABLE ASSEMBLY - Seat belt attachment	2	28-7125001 and up
-15	401 269	W	BOLT - (AN3-10A)	2	
	690 609	W	WASHER - (NAS1149F0332P)	2	
	404 526	W	NUT - (MS21042-3)	2	
-16	68022-14		BOOT- Seat belt attachment		
			W- These parts must be ordered from Service Spares Department, Piper Aircraft, Lock Haven, Penna.		

When ordering, always specify Part Number, Description, and Serial Number of Aircraft

PIPER PARTS CATALOG

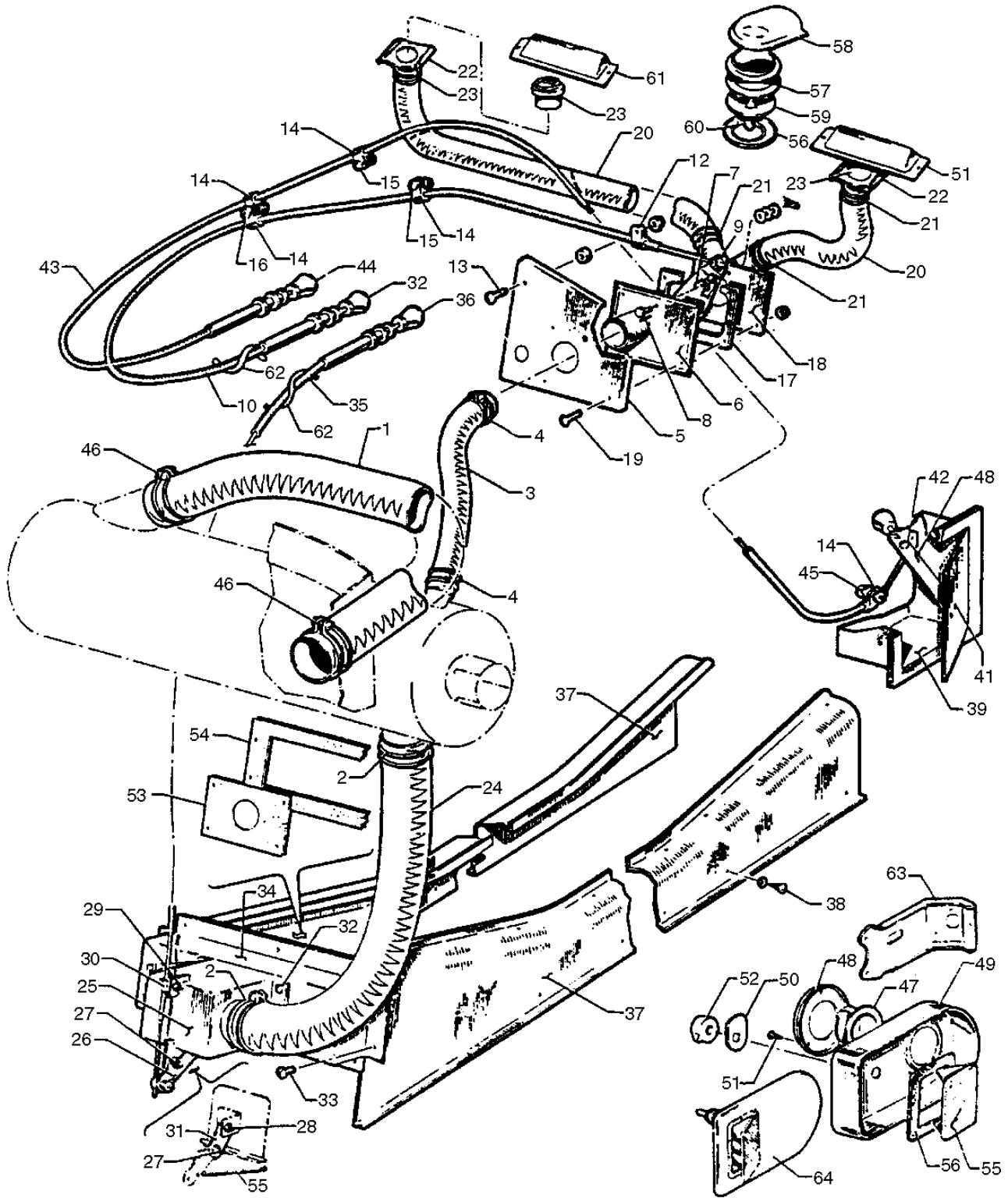


Figure 30. Cabin Heat, Defroster and Fresh Air System
 (PA-28-140 -Serial Nos. 28-20002 to 28-24999 inclusive)
 (PA-28-150-160-180 - Serial Nos. 28-1 to 258-1760 inclusive)

PIPER PARTS CATALOG

Figure and Index Number	Part Number	Code	NOMENCLATURE	No. Req.	SERIAL NUMBERS AFFECTED
30-	62958	A	DRAWING - Cabin Heat Installation		
	62957	A	DRAWING - Cabin Fresh Air Installation		
	62950	A	DRAWING - Defroster System Installation		28-1 to 28-1410 inclusive
	65321	C	DRAWING - Defroster System Installation		28-1411 to 28-1760 inclusive
	65321	D	DRAWING - Defroster System Installation		28-20002 to 28-21095 inclusive
	65553	D	DRAWING - Defroster System Installation		28-21096 to 28-24999 inclusive
-1	63633-10	B	HOSE - Air inlet	1	28-1 to 28-1520 inclusive
	63633-07		HOSE - Air Inlet	1	28-1521 and up
-2	451 994		CLAMP - Hose (#H2-1160)	2	
-3	63633-09		HOSE - Defroster air inlet	1	
-4	454 997	W	CLAMP - Hose (#H-1-1160)	2	
-5	62959-00		PLATE - Defroster	1	
-6	21572-00	W	PLATE ASSEMBLY - Defroster air inlet	1	
-7	21573-00	W	VALVE - Defroster	1	
-8	424 140	W	PIN - Flat head (AN392-7)	1	
	408 813	W	WASHER - (#3535-10-02)	1	
	690 651	W	WASHER - (NAS1149CN832R)	3	
	424 051	W	COTTER PIN - (AN380-2-2)	1	
-9	70371-00	W	FITTING ASSEMBLY - Swivel	2	
-10	63902-06	E	CONTROL ASSEMBLY - Defroster	1	
	63902-18	D	CONTROL ASSEMBLY - Defroster	1	28-21096 to 28-24999 inclusive
-11	63914-05	E	KNOB - Defroster cable	1	
	65617-00	D	KNOB - Defroster cable	1	28-21096 to 28-24999 inclusive
-12	80032-34	W	CLAMP	1	
-13	416 942		SCREW - (AN515-10R12)	1	
	63900-28		BUSHING	1	
	404 526	W	NUT - (MS21042-3)	1	
-14	454 887	W	CLAMP - (A4886S-3-1)	5	
-15	416 990		SCREW - (AN526-1032R7)	2	
	404 526	W	NUT - (MS21042-3)	2	
-16	417 775	W	SCREW - (AN520-10R8)	2	
	404 526	W	NUT - (MS21042-3)	2	
-17	21574-00	W	SPACER - Defroster air valve	1	
-18	62952-00	E	OUTLET ASSEMBLY - Defroster air	1	
	65525-00	D	OUTLET ASSEMBLY - Defroster air	1	28-21096 to 28-74999 inclusive
-19	415 150	W	SCREW - (AN526-632R10)	4	
	404 528		NUT - (MS21042-06)	4	
			A- Used on PA-28-150, PA-28-160 and PA-28-180 with serial numbers 28-1 to 28-1760 inclusive, and PA-28-140 with serial numbers 28-20002 to 28-24999 inclusive .		
			B- If Fuel Cooling Kit 756 807, 756 808 or 756 809 and has been installed, order part for serial numbers 28-1521and up.		
			C- Used on PA -28-150, PA-28-160 and PA-29-180 airplanes only.		
			D- Used on PA-28-140 airplanes only.		
			E- Used on PA-28-150, PA-28-160 and PA-28-180 with serial numbers 28-1 to 28-1760 inclusive, and PA-28-140 with serial numbers 28-20002 to 28-21095.		
			W- These parts <u>must</u> be ordered from Service Spares Department, Piper, Aircraft, Vero Beach, Florida.		

When ordering, always specify Part Number, Description, and Serial Number of Aircraft

PIPER PARTS CATALOG

Figure and Index Number	Part Number	Code	NOMENCLATURE	No. Req.	SERIAL NUMBERS AFFECTED
30 - 20	63633-02		HOSE - Defroster air outlet, left		
	63633-03	A	HOSE - Defroster air outlet, right 1		28-1 to 728-1760 inclusive
	63633-03	B	HOSE - Defroster air outlet, right	1	28-20002 to 28-21114 inclusive
	63633-39	B	HOSE - Defroster air outlet, right	1	28-21115 to 28-24999 inclusive
-21	454 835		CLAMP - (C3122-20-1)	4	
-22	755 619		NUT - (C13555-017)	2	
-23	62965-00		OUTLET ASSEMBLY - Defroster air	2	28-1 to 28 -1410 inclusive
	62965-04		OUTLET ASSEMBLY - Defroster air	2	28-1411 and up
-24	63633-08		HOSE - Cabin heat inlet	1	
-25	62183-00		BOX ASSEMBLY - Cabin heat	1	
-26	62964-00		LINK - Cabin air box	1	
-27	415 739	W	SCREW - (AN515-6R6)	2	
	404 528		NUT - (MS21042-06)	2	
-28	415 736	W	SCREW - (AN515-6R5)	1	
	404 528		NUT - (MS21042-06)	1	
-29	417 775	W	SCREW - (AN520-10R8)	1	
	404 526	W	NUT - (MS21042-6)	1	
-30	454 887	W	CLAMP - (A4886S-3-1)	1	
-31	63935-02		LINK - Cabin heat box	1	28-1 to 28-1410 inclusive
	62178-00		LINK - Flanged, cabin heat box	1	28-1411 and up
-32	415 739	W	SCREW - (AN515-6R6)	4	
-33	415 736	W	SCREW - (AN55-6R5)	10	
-34	62962-00		BOX ASSEMBLY - Distributor, cabin heat	1	
-35	63902-05	C	CONTROL ASSEMBLY - Cabin heat	1	
	63902-18	B	CONTROL ASSEMBLY - Cabin heat	1	28-21096 to 28-24999 inclusive
-36	63914-04	C	KNOB - Cabin heat cable	1	
	65617-00	B	KNOB - Cabin heat cable	1	28-21096 to 28-24999 inclusive
-37	62960-00		DUCT ASSEMBLY - Cabin heat, left	1	
	62960-01		DUCT ASSEMBLY - Cabin heat, right	1	
-38	419 682	W	SCREW - #4 O.H. Sheet metal	24	
	494 001	W	WASHER - #4 Finishing	24	
-39	13476-00	W	BOX ASSEMBLY - Cabin air	1	28-1 to 28-1520 inclusive
	62276-00		BOX ASSEMBLY - Cabin air	1	28-1521 and up
-40	13483-00	W	ARM ASSEMBLY - Air box valve control	1	
-41	13478-00	W	VALVE ASSEMBLY - Cabin air	1	
-42	415 148	W	SCREW - (AN526-632R6)	1	
	404 528	W	NUT - (MS21042-06)	2	
-43	63902-07	C	CONTROL ASSEMBLY - Cabin fresh air	1	
	63902-19	B	CONTROL ASSEMBLY - Cabin fresh air	1	28-21096 to 28-24999 inclusive
-44	63914-06	C	KNOB - Cabin fresh air cable	1	
	65617-00	B	KNOB - Cabin fresh air cable	1	28-21096 to 28-24999 inclusive

A- Used on PA-28-150, PA-28-160 and PA-28-180 with serial numbers 28-1 to 28-1760 inclusive, and PA-28-140 with serial numbers 28-20002 to 28-24999 inclusive.

B- Used on PA-28-140 airplanes only.

C- Used on PA-28-150, PA-28-160 and PA-28-180 with serial numbers 28-1 to 28-1760 inclusive, and PA-28-140 with serial numbers 28-20002 to 28-21095 inclusive.

W- These parts must be ordered from Service Spares Department, Piper Aircraft, Vero Beach, Florida.

When ordering, always specify Part Number, Description, and Serial Number of Aircraft

PIPER PARTS CATALOG

Figure and Index Number	Part Number	Code	NOMENCLATURE	No. Req.	SERIAL NUMBERS AFFECTED
30-45	415 737		SCREW - (AN515-6-6)	1	
	690 640	W	WASHER - (NAS1149FN632P)	1	
	404 528	W	NUT - (MS21042-06)	1	
-46	454 994	F	CLAMP - Hose (H2-1160)	2	28-1to 28-1520 inclusive
	454 993		CLAMP - Hose (H3-1160)	2	28-1521 and up
-47	21154-03	W	DEFLECTOR - Ventilator box, brown	3	28-1to 28-1198 inclusive
	21154-04	W	DEFLECTOR - Ventilator box, gray	3	28-671 to 28-1198 inclusive
	63994-00	E	DEFLECTOR - Ventilator box, brown	3	
	63994-02	E	DEFLECTOR - Ventilator box, gray	3	
	63994-05	D	DEFLECTOR - Ventilator box, red	1	28-21468 to 28-24999 inclusive
	63994-06	D	DEFLECTOR - Ventilator box, blue	1	28-21468 to 28-24999 inclusive
	63994-07	D	DEFLECTOR - Ventilator box, brown	1	28-21468 to 28-24999 inclusive
	63994-08	D	DEFLECTOR - Ventilator box, tan	1	
-48	63152-00		PLATE - Ventilator air deflector	3	28-1 to 28-670 inclusive
	21156-00	W	PLATE - Ventilator air deflector	3	28 671 and up
-49	21162-00	W	BOX - Ventilator, black	3	
-50	21257-04	W	PLACARD - Ventilator control knob, brown	3	
	21257-03	W	PLACARD - Ventilator control knob, gray	3	28 671 and up
-51	419 746	W	SCREW - (4 x1/2)	9	
-52	471 088	E	KNOB - Ventilator box, brown	3	28-1 to 28-1198 inclusive
	471 096	E,W	KNOB - Ventilator box, gray	3	28-671 to 28-1198 inclusive
	65439-02	D	KNOB - Ventilator box, red	1	28-21468 to 28-24999 inclusive
	65439-03	D	KNOB - Ventilator box, brown	1	28-21468 to 28-24999 inclusive
	65439-04	D	KNOB - Ventilator box, blue	1	28-21468 to 28-24999 inclusive
	65439-05	D	KNOB - Ventilator box, gold	1	
-53	62968-00		GASKET - Cabin heat box	1	28-118 to 28-1410 inclusive
-54	62969-00		GASKET - Distributor box	1	28-118 and up
-55	42891-00	W	SPRING - Box control return	1	28-118 to 28-1410 inclusive
-56	62976-00		RETAINER - Cabin exhaust vent, brown	1	28-1 to 28-1410 inclusive
	62976-02		RETAINER - Cabin exhaust vent, gray	1	28-671 to 28-1410 inclusive
	62976-03	B	RETAINER - Cabin exhaust vent, brown	1	
	62976-04	B	RETAINER - Cabin exhaust vent, gray	1	
	62976-05	C	RETAINER - Cabin exhaust vent, sand	1	
-57	62975-00		WELD ASSEMBLY - Cabin exhaust vent	1	
-58	62974-00		SCOOP - Cabin exhaust vent	1	
			A- Used on PA-28-150, PA-28-160 and PA-28-180 with serial numbers 28-1 to 28-1760 inclusive, and PA-28-140 with serial numbers 28-20002 to 28-24999 inclusive.		
			B- Used on PA-28-150, PA-28-160 and PA-28-180 with serial numbers 28-1411 to 28-1760 inclusive, and PA-28-140 with serial numbers 28-20002 to 28-21045 inclusive.		
			C- Used on PA-28-140 with serial numbers 28-21046 to 28-24999 incl.		
			D- Used on PA-28-140 airplanes only.		
			E- Used on PA-28-150, PA-28-160 and PA-28-180 with serial numbers 28-1199 to 28-1760 inclusive, and PA-28-140 with serial numbers 28-20002 to 28-21467 inclusive .		
			F- If Fuel Cooling Kit 756 707, 756 708 or 756 709 has been installed, order part for serial numbers 28-1521 and up.		
			W- These parts must be ordered from Service Spares Department, Piper Aircraft, Vero Beach, Florida.		

When ordering, always specify Part Number, Description, and Serial Number of Aircraft

PA-28-140
PA-28-150
PA-28-160
PA-28-180

PIPER PARTS CATALOG

Figure and Index Number	Part Number	Code	NOMENCLATURE	No. Req.	SERIAL NUMBERS AFFECTED
30-59	62973-00		DISC ASSEMBLY - Cabin exhaust vent, brown	1	28-1 to 78-1410 inclusive
	62973-02		DISC ASSEMBLY - Cabin exhaust vent, gray	1	28-671 to 28-1410 Inclusive
	62973-03	B	DISC ASSEMBLY - Cabin exhaust vent, brown	1	
	62973-04	B	DISC ASSEMBLY - Cabin exhaust vent, gray	1	
	62973-05	C	DISC ASSEMBLY - Cabin exhaust vent, sand	1	
-60	471 059	W	KNOB - (#3001) Black	1	
-61	65318-00		OUTLET - Defroster air	2	
-62	62171-00		CLIP - Cable tension	2	
-63	21409-00		BRACKET - Ventilator control I mounting	3	
-64	63025-00		DOOR AND ACTUATOR ASSEMBLY - Ventilator	3	
-65	65799-00		DOOR ASSEMBLY - Ventilator	1	
-66	21407-00	W	SEAL - Ventilator door	1	
<p>A- Used on PA-28-150, PA-28-160 and PA-28-180 with serial numbers 28-1 to 28-1760 inclusive, and PA-28-140 with serial numbers 28-20002 to 28-24999 inclusive .</p> <p>B- Used on PA-28-150, PA-28-160 and PA-28-180 with serial numbers 28-1411 to 28-1760 inclusive, and PA-28-140 with serial numbers 28-20002 to 28-21045 inclusive.</p> <p>C- Used on PA-28-140 with serial numbers 28-21046 to 28-24999 inclusive.</p> <p>W- These parts must be ordered from Service Spares Department, Piper Aircraft, Lock Haven, Penna.</p>					

When ordering, always specify Part Number, Description, and Serial Number of Aircraft

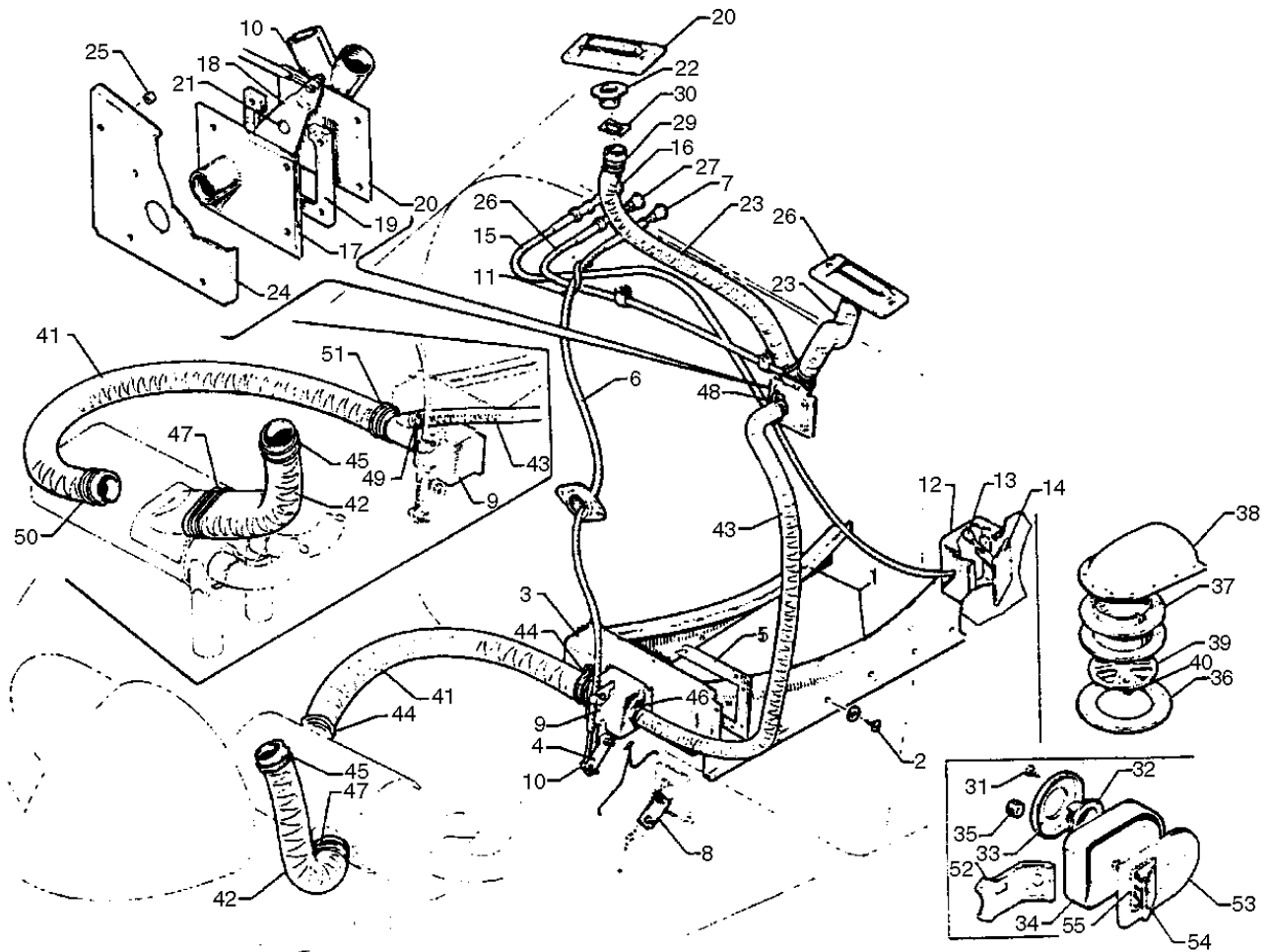


Figure 31. Cabin Heat, Defroster and Fresh Air System
 (PA- 28-235 - Serial Nos. 28-10003 to 28-11039 inclusive)
 (PA- 28-150-160-180 - Serial Nos. 28-1761 to 28-4377 inclusive)

PIPER PARTS CATALOG

Figure and Index Number	Part Number	Code	NOMENCLATURE	No. Req.	SERIAL NUMBERS AFFECTED
-31	65051	A	DRAWING - Cabin Heat Installation		
	62957	C	DRAWING - Cabin Fresh Air Installation		
	63095	B	DRAWING - Cabin Fresh Air Installation		
	65321	C	DRAWING - Defroster System Installation		
	63098	F	DRAWING - Defroster System Installation		
	62960-00		DUCT ASSEMBLY - Cabin heat, left	1	
	62960-01		DUCT ASSEMBLY - Cabin heat, right	1	
	419 653	W	SCREW - (4 x1/2)	24	
	494 001	W	WASHER - (4)	24	
-3	62962-00		BOX ASSEMBLY - Distributor, cabin heat	1	
-4	63964-00		LINK - Cabin hot air box	1	
-5	62969-00		GASKET - Distributor box	1	
-6	63902-05	D	CONTROL ASSEMBLY - Cabin heat	1	28-10003 to 28-10675 inclusive
	63902-05	E	CONTROL ASSEMBLY - Cabin heat	1	28-1761 to 28-2627 inclusive
	63902-18	D	CONTROL ASSEMBLY - Cabin heat	1	28-10676 to 28-11039 inclusive
	63902-18	E	CONTROL ASSEMBLY - Cabin heat	1	28-2628 to 28-4377 inclusive
-7	63914-04	D	KNOB - Cabin heat box	1	28-10003 to 28-10675 inclusive
	63914-04	E	KNOB - Cabin heat box	1	28-1761 to 28-2627 inclusive
	65617-00	D	KNOB - Cabin heat box	1	28-10676 to 28-11039 inclusive
	65617-00	E	KNOB - Cabin heat box	1	28-2628 to 28-4377 inclusive
	62178-00		LINK - Cabin heat box	1	
-9	65422-00	D	BOX ASSEMBLY -Cabin heat	1	28-10003 to 28-11039 inclusive
	65422-00	E	BOX ASSEMBLY -Cabin heat	1	28-1761 to 28-3077 inclusive
	65545-00	E	BOX ASSEMBLY - Cabin heat	1	28-3078 to 281377 inclusive
-10	70371-00	W	FITTING ASSEMBLY - Swivel	2	
-11	62171-00		CLIP - Cable tension	2	
			A- Used on PA-28-150, PA-28-160 and PA-28-180 with serial numbers 28-1761 to 28-4377 inclusive, and PA-28-235 with serial numbers 28-10003 to 28-11039 inclusive.		
			B- Used on PA-28-150, PA-28-160 and PA-28-180 with serial numbers 28-1761to 28-2477 inclusive, and PA-28-235 with serial numbers 28-10487 to 28-10675 inclusive.		
			C- Used on PA-28-235 with serial numbers 28- 10003 to 28-10486 inclusive.		
			D- Used on PA-28-235 airplanes only.		
			E- Used on PA-28-150, PA-28-160 and PA-28-180 airplanes only .		
			F- Used on PA-28-150, PA-28-160 and PA-28-180 with serial numbers 28-1761 to 28-4377 inclusive, and PA-28-235 with serial numbers 28-10487 to 28-11039 inclusive.		
			W- These parts must be ordered from Service Spares Department, Piper Aircraft, Lock Haven, Penna.		

When ordering, always specify Part Number, Description, and Serial Number of Aircraft

PIPER PARTS CATALOG

Figure and Index Number	Part Number	Code	NOMENCLATURE	No. Req.	SERIAL NUMBERS AFFECTED
31-12	13476-00		BOX ASSEMBLY -Cabin air	1	28-10003 to 28-10232 inclusive
	62276-00	E	BOX ASSEMBLY - Cabin air	1	28-10233 to 28-10675 inclusive
	62276-00	F	BOX ASSEMBLY -Cabin air	1	28-1761 to 28-2477 inclusive
-13	13483-00	W	ARM ASSEMBLY -Air box valve control	1	
-14	13478-00	W	VALVE ASSEMBLY - Cabin air	1	
-15	63902-07	C	CONTROL ASSEMBLY - Cabin fresh air	1	
	63902-11	D	CONTROL ASSEMBLY - Cabin fresh air	1	
-16	63914-06		KNOB - Cabin fresh air	1	
-17	21572-00	W	PLATE ASSEMBLY - Defroster air inlet	1	
-18	67343-00		VALVE - Defroster	1	
-19	21574-00	W	SPACER - Defroster air valve	1	
-20	62952-00	E	OUTLET ASSEMBLY - Defroster air (with dual outlets)	1	28-10003 to 28-10675 inclusive
	65525-00	E	OUTLET ASSEMBLY - Defroster air (with dual outlets)	1	28-10676 to 28-11039 inclusive
	62952-00	F	OUTLET ASSEMBLY - Defroster air (with dual outlets)	1	28-1761 to 28-2777 inclusive
	65525-00	F	OUTLET ASSEMBLY - Defroster air (with dual outlets)	1	28-2778 to 28-4377 inclusive
-21	424 140	W	PIN - Flat head (MS20392-1C7)	1	
	408 813	W	WASHER - (3502-10-79-0511)	1	
	690 651	W	WASHER- (NAS1149CN832R)	3	
	424 051	W	PIN - Cotter (AN380-2-2)	1	
-22	62965-04		OUTLET ASSEMBLY - Defroster air	2	
-23	63633-02		HOSE - Defroster air outlet, left	1	
	63633-03	C	HOSE - Defroster air outlet, right	1	
	63633-29	B	HOSE - Defroster air outlet, right	1	
-24	62959-00		PLATE - Defroster	1	
-25	63900-28		BUSHING		
<p>A- Used on PA-28-150, PA-28-160 and PA-28-180 with serial numbers 28-1761 to 28-4377 inclusive, and PA-28-235 with serial numbers 28-10003 to 28-11039 inclusive.</p> <p>B- Used on PA-28-150, PA-28-160 and PA-28-180 with serial numbers 28-1761 to 28-4377 inclusive and PA-28-235 with serial numbers 28-10487 to 28-11039 inclusive .</p> <p>C- Used on PA-28-235 with serial numbers 28-10003 to 28-10486 inclusive.</p> <p>D- Used on PA-28-150, PA-28-160 and PA-28-180 with serial numbers 28-1761 to 28-2477 inclusive, and PA-28-235 with serial numbers 28-10487 to 28-10675 inclusive.</p> <p>E- Used on PA-28-235 airplanes only.</p> <p>F- Used on PA-28-150, PA-28-160 and PA-28-180 airplanes only .</p> <p>W- These parts must be ordered from Service Spares Department,Piper Aircraft, Lock Haven, Penna.</p>					

When ordering, always specify Part Number, Description, and Serial Number of Aircraft

PIPER PARTS CATALOG

Figure and Index Number	Part Number	Code	NOMENCLATURE	No. Req.	SERIAL NUMBERS AFFECTED
31-26	63902-06	C	CONTROL ASSEMBLY - Defroster	1	
	63902-10	E	CONTROL ASSEMBLY - Defroster	1	28-10487 to 28-10675 inclusive
	63902-10	F	CONTROL ASSEMBLY - Defroster	1	28-1761 to 28-2627 inclusive
	63902-20	E	CONTROL ASSEMBLY - Defroster	1	28-10676 to 28-11039 inclusive
	63902-20	F	CONTROL ASSEMBLY - Defroster	1	28-2628 to 28-4377 inclusive
-27	63914-05	E	KNOB - Defroster	1	28-10003 to 28-10675 inclusive
	63914-05	F	KNOB - Defroster	1	28-1761 to 28-2627 inclusive
	65617-00	E	KNOB - Defroster	1	28-10676 to 23-11039 inclusive
	65617-00	F	KNOB - Defroster	1	28-2628 to 28-4377 inclusive
-28	65318-00		OUTLET - Defroster air	2	
-29	454 950	W	CLAMP - (A3122-18-1)	4	
-30	406 389	C	NUT - (C1465-017-01)	2	
-31	419 746	CDW	SCREW -(#4x1/2)	9	
-32	63994-00	C	DEFLECTOR - Ventilator box, brown	3	
	63994-03	C	DEFLECTOR - Ventilator box, red	3	
	63994-04	C	DEFLECTOR - Ventilator box, blue	3	
	63994-05	D	DEFLECTOR - Ventilator box, red	3	
	63994-06	D	DEFLECTOR - Ventilator box, blue	3	
	63994-07	D	DEFLECTOR - Ventilator box, brown	3	
-33	21156-00	BW	PLATE - Ventilator box deflector	3	
-34	21162-00	BW	BOX - Ventilator, black	3	
-35	65287-02		KNOB - Ventilator box, red	3	28-10003 to 28-10152 inclusive
	65287-03		KNOB - Ventilator box, brown	3	28-10003 to 28-10152 inclusive
	65287-04		KNOB - Ventilator box, blue	3	28-10003 to 28-10152 inclusive
	65439-02	G	KNOB - Ventilator box red	3	
	65439-03	G	KNOB - Ventilator box, brown	3	
	65439-04	G	KNOB - Ventilator box, blue	3	
<p>A- Used on PA-28-150, PA-28-160 and PA-28-180 with serial numbers 28-1761 to 28-4377 inclusive, and PA-2S-235 with serial numbers 28-10003 to 28-11039 inclusive.</p> <p>B- Used on PA-28-150, PA-28-160 and PA-28-180 with serial numbers 28-1761 to 23-2477 inclusive, and PA-28-235 with serial numbers 28-10003 to 28-1067 a inclusive.</p> <p>C- Used on PA-28-235 with serial numbers 28-10003 to 283-10486 inclusive.</p> <p>D- Used on PA-28-150, PA-28-160 and PA-28-180 with serial numbers 28-1761 to 28-2477, inclusive, and PA-28-235 with serial numbers 28-10487 to 28-10675 inclusive.</p> <p>E- Used on PA-28-235 airplane only.</p> <p>F- Used on PA-28-150, PA-28-160 and PA-28-180 airplanes only.</p> <p>C- Used on PA-28-150, PA-28-160 and PA-28-180 with serial numbers 28-1761 to 28-2477 inclusive, and PA-23-235 with serial numbers 28-10153 to 28-10675 inclusive</p> <p>W- These parts must be ordered from Service Spares Department, Piper Aircraft, Lock Haven, Penna</p>					

When ordering, always specify Part Number, Description, and Serial Number of Aircraft

PIPER PARTS CATALOG

Figure and Index Number	Part Number	Code	NOMENCLATURE	No. Req.	SERIAL NUMBERS AFFECTED
31-36	62976-05		RETAINER - Cabin exhaust vent, sand	1	
-37	62975-00		WELD ASSEMBLY - Cabin exhaust vent	1	
-38	62974-00		SCOOP - Cabin exhaust vent	1	
-39	62973-05		DISC ASSEMBLY - Cabin exhaust vent, sand	1	
-40	471 059	W	KNOB - (3001) Black	1	
-41	63633-19	B	HOSE - Cabin heat inlet	1	
	63033-27	C	HOSE - Cabin heat inlet	1	28-1761 to 28-3077 inclusive
	63633-38	C	HOSE - Cabin heat inlet	1	28-3078 to 28-4377 inclusive
-42	63633-18	B	HOSE - Air inlet	1	28-10003 to 28-10062 inclusive
	63633-24	B	HOSE - Air inlet	1	28-10063 to 28-10486 inclusive
	63633-07	B	HOSE - Air inlet	1	28-10487 to 28-11039 inclusive
	63633-26	C	HOSE - Air inlet	1	28-1761 to 28-3077 inclusive
	63633 07	C	HOSE - Air inlet	1	28-3078 to 284377 inclusive
-43	63633-21	B	HOSE - Defroster air inlet	1	
	63633-21	C	HOSE - Defroster air inlet	1	28-1761 to 28-3077 inclusive
	63633-37	C	HOSE - Defroster air inlet	1	28-3078 to 284377 inclusive
-44	454 994	B	CLAMP - Hose (H2-1160)	2	
-45	454 993		CLAMP - Hose (H-3-1160)	1	
-46	454 997	B,W	CLAMP - Hose (H-1-1160)	2	
-47	454 993	B	CLAMP - Hose (H-3-1160)	1	
	554 826	C	CLAMP - Hose (GS50)	1	28-1761 to 28-3077 inclusive
	554 772	C	CLAMP - Hose (H30000)	1	28-3078 to 28-4377 inclusive
-48	454 997	C,W	CLAMP - Hose (H-1-1160)	1	
-49	454 997	C,W	CLAMP - Hose (H-1-1160)	1	28-1761 to 28-3077 inclusive
	554 865	C	CLAMP - Hose (H-1-9160)	1	28-3078 to 28-4377 inclusive
-50	454 994	C	CLAMP - Hose (H-2-1160)	1	28-1761 to 28-3077 inclusive
	554 772	C	CLAMP - Hose (H3-0000)	1	28-3078 to 28-4377 inclusive
-51	454 994	C	CLAMP - Hose (H-2-1160)	1	28-1761 to 28-3077 inclusive
	454 993	C	CLAMP - Hose (H-3-1160)	1	28-3078 to 28-4377 inclusive

A- Used on PA-28-150, PA-28-160 and PA-28-180 with serial numbers 28-1761 to 28-4377 inclusive, and PA-28-235 with serial numbers 28-10003 to 28-11039 inclusive
 B- Used on PA-28-235 airplanes only.
 C- Used on PA-28-150, PA-28-160 and PA-28-180 airplanes only .
 W- These parts must be ordered from Service Spares Department, Piper Aircraft, Lock Haven, Penna.

When ordering, always specify Part Number, Description, and Serial Number of Aircraft

PIPER PARTS CATALOG

Figure and Index Number	Part Number	Code	NOMENCLATURE	No. Req.	SERIAL NUMBERS AFFECTED
31-52 -53 -54 -55	21409-00 63025-00 65799-00 21407-00	B B B B,W	BRACKET - Ventilator control mounting DOOR AND ACTUATOR ASSEMBLY - Ventilator DOOR ASSEMBLY - Ventilator SEAL- Ventilator door	3 3 1 1	
<p>A- Used on PA-28-150, PA-28-160and PA-28-180 with serial numbers 28-1761 to 28-4377 inclusive, and PA-28-235 with serial numbers 28-10003 to 28-11039 inclusive</p> <p>B- Used on PA-28-150, PA-28-160 and PA-28-180 with serial numbers 28-1761 to 28-2477 inclusive, and PA-28-235 with serial numbers 28-10003 to 28-10675 inclusive.</p> <p>W- These parts must be ordered from Service Spares Department, Piper Aircraft, Lock Haven, Penna.</p>					

When ordering, always specify Part Number, Description, and Serial Number of Aircraft

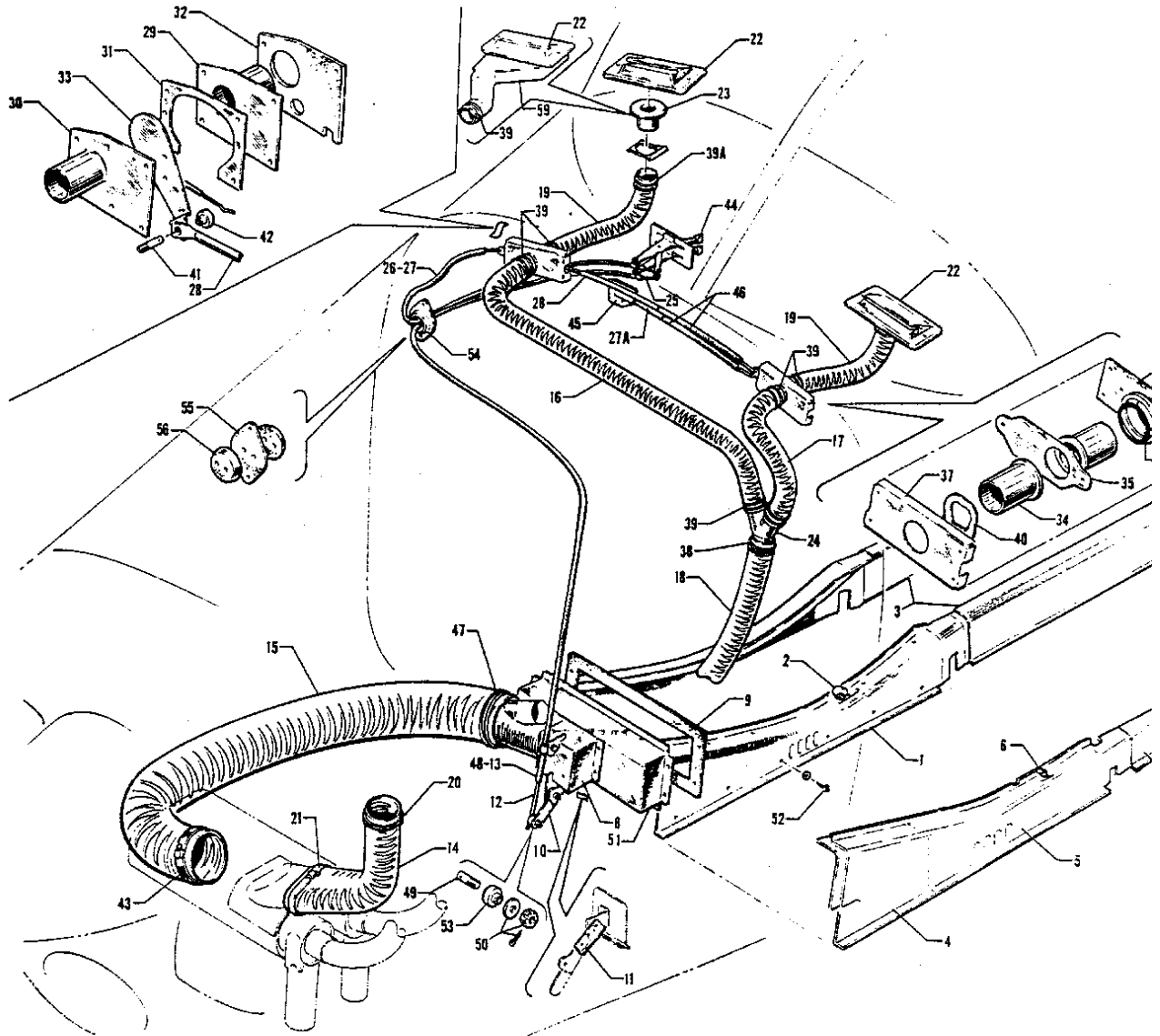


Figure 31A. Cabin Heat and Defroster Installation
 (PA-28-180 - Serial Nos. 28-4378 and up)
 (PA-28-235 - Serial Nos. 28-11040 and up)

PIPER PARTS CATALOG

Figure and Index Number	Part Number	Code	NOMENCLATURE	No. Req.	SERIAL NUMBERS AFFECTED
31A-	65838	E	DRAWING - Cabin Heat Installation		
	99023	F	DRAWING - Cabin Heat Installation		
	99933	D	DRAWING - Cabin Heat Installation		
	65843	C	DRAWING - Defroster System Installation		28-7310001 and up
	69215	C	DRAWING - Defroster System Installation		28-4378 to 28-4379 inclusive
	69277	G	DRAWING - Defroster System Installation		28-4380 to 28-4877 inclusive
	99024	F	DRAWING - Defroster System Installation		
	78100	D	DRAWING - Defroster System Installation		28-7310001 and up
-1	62960-00	E	DUCT ASSEMBLY - Cabin heat, left	1	
	99416-00	H	DUCT ASSEMBLY - Cabin heat, left	1	
	62960-01	E	DUCT ASSEMBLY - Cabin heat, right	1	
	99416-01		DUCT ASSEMBLY - Cabin heat, right	1	
-2	66980-00	H	KNOB - Heat Duct	1	
-3	99105-02	H	DUCT - Cabin heat, aft, left	1	
	99105-03	H	DUCT - Cabin heat, aft, right	1	
-4	76219-00	B	DUCT ASSEMBLY - Cabin heat, front, left	1	
	76219-01	B	DUCT ASSEMBLY - Cabin heat, front, right	1	
-5	36511 -02	B,J	DUCT ASSEMBLY - Cabin heat, center, left	1	
	36511-03	B,J	DUCT ASSEMBLY - Cabin heat, center, right	1	
-6	66980-00	B	KNOB - Heat duct	1	
-7	76129-02	B	DUCT - Cabin heat, rear, left	1	
	76129-01	B	DUCT - Cabin heat, rear, right	1	
-8	65545-00	C	BOX ASSEMBLY - Cabin heat	1	
	65422-00	D	BOX ASSEMBLY - Cabin heat	1	28-11040 to 28-7210033 Incl..
	99934-00	D	BOX ASSEMBLY - Cabin heat	1	28-7310001 and up
-9	62969-00		GASKET - Distributor box		
			A- Used on PA-28-180 with serial numbers 28-4378 and up, and PA-28-235 with serial numbers 28-11040 and up.		
			B- Used on PA-28-180 with serial numbers 28-7305001 and up, and PA-28-235 with serial numbers 28-7310001 and up.		
			C- Used on PA-28-180 airplanes only.		
			D- Used on PA-28-235 airplanes only		
			E- Used on PA-28-180 with serial numbers 28-4378 to 28-5869 inclusive. and PA-28-235 with serial numbers 28-11040 to 28-11393 inclusive		
			F- Used on PA-28-180 with serial numbers 28-7105001 and up. and PA-28-235 with serial numbers 28-7110001 to 28-7210033 inclusive.		
			G- Used on PA-28-180 with serial numbers 28-4878 to 28-5869 inclusive, and PA-28-235 with serial numbers 28-11040 to 28-11393 inclusive.		
			H- Used on PA-28-180 with serial numbers 28-7105001 to 28-7205328 inclusive, and PA-28-235 with serial numbers 28-7110001 to 28-7210033 inclusive.		
			J- When ordering, specify color "bark11" or black.		

When ordering, always specify Part Number, Description, and Serial Number of Aircraft

PIPER PARTS CATALOG

Figure and Index Number	Part Number	Code	NOMENCLATURE	No. Req.	SERIAL NUMBERS AFFECTED
31 A-10	36558-07	H	LINK ASSEMBLY - Cabin heat box	1	
	36558-06	D	LINK ASSEMBLY - Cabin heat box	1	28-7310001 and up
-11	62178-00	C	LINK - Cabin heat box	1	
	62178-00	D	LINK - Cabin heat box	1	28-11040 to 28-7210033 incl.
	78049-00	D	LINK - Cabin heat box	1	28-7310001 and up
-12	67657-05	C	WIRE - Cabin heat control	1	28-4378 to 28-5869 inclusive
	67657-06	D	WIRE - Cabin heat control	1	28-11040 to 28-11393 inclusive
-13	67658-05	C	HOUSING - Cabin heat control wire	1	28-4378 to 28-5869 inclusive
	67658-07	D	HOUSING - Cabin heat control wire	1	28-11040 to 28-11393 inclusive
-14	63633-07	E	HOSE - Air inlet	1	
	63633-89	C	HOSE - Air inlet	1	28-7205092 and up
-15	63633-38	C	HOSE - Cabin heat	1	
	63633-19	D	HOSE - Cabin heat	1	28-11040 to 28-7210033 Incl..
	63633-33	D	HOSE - Cabin heat	1	28-7310001 and up
	63633-14	C	HOSE - Defroster	1	28-4378 to 28-4877 inclusive
	63633-60	B	HOSE - Defroster	1	
-17	63633-15		HOSE - Defroster	1	
-18	63633-59	C	HOSE - Defroster	1	28-4378 to 28-4527 inclusive
	63633-55	C	HOSE - Defroster	1	28-4528 and up
	63633-59	D	HOSE - Defroster	1	28-11040 to 28-7210033 incl.
	63633-40	D	HOSE - Defroster	1	28-7310001 and up
-19	63633-56	F	HOSE - Defroster	2	
-20	454 993	E	CLAMP - Hose (SAE TY A-31/16)	1	
	554 882	C	CLAMP - Hose (SAE TY A-2 9/1 6)	1	28-7205092 and up
-21	452 772	C	CLAMP - Hose (SAE1' (A-3)	1	28-4378 to 28-7205091Incl.
	554 882	C	CLAMP - Hose (SAE TY A-2 9/16)	1	28-7205092 and up
	454 993	D	CLAMP - Hose (SAE TY A-31/16)	1	
-22	65318-00		OUTLET - Defroster air	2	
-23	62965-04	C	OUTLET ASSEMBLY - Defroster air	2	28-4378 to 28-4379 inclusive
	67712-00	C	OUTLET ASSEMBLY - Defroster air	2	28-4380 to 28-4877 inclusive
	69278-00	G	OUTLET ASSEMBLY - Defroster air	2	
-24	65832-00	C	TAKE-OFF ASSEMBLY - Defroster air	1	28-4378 to 28-4527 inclusive
	69229-00	C	TAKE-OFF ASSEMBLY - Defroster air	1	28-4528 and up
	65832-00	D	TAKE-OFF ASSEMBLY - Defroster air	1	28-11040 to 28-7210033 incl.
	99753-00	D	TAKE-OFF ASSEMBLY - Defroster air	1	28-7310001 and up

- A- Used on PA-28-180 with serial numbers 28-4378 and up, and PA-28-235 with serial numbers 28-11040 and up.
- B- Used on PA-28-180 with serial numbers 28-4878 and up and PA-28-235 with serial numbers 28-11040 and up.
- C- Used on PA-28-180 airplanes only.
- D- Used on PA-28-235 airplanes only.
- E- Used on PA-28-180 with serial numbers 28-4378 to 28-7205091 inclusive and PA-28-235 with serial numbers 28-11040 and up.
- F- Used on PA-28-180 with serial numbers 28-4378 and up and PA-28-235 with serial numbers 28-11040 to 28-7610063 inclusive.
- G- Used on PA-28-180 with serial numbers 28-4878 and up. and PA-28-235 with serial numbers 28-11040 to 28-7610063 inclusive.
- H- Used on PA-28-180 with serial numbers 28-4378 and up and PA-28-235 with serial numbers 28-11040 to 28-7210033 Inclusive.

When ordering, always specify Part Number, Description, and Serial Number of Aircraft

PIPER PARTS CATALOG

Figure and Index Number	Part Number	Code	NOMENCLATURE	No. Req.	SERIAL NUMBERS AFFECTED
31A-25	67657-03		WIRE - Defroster control (37 1/2")	1	28-4378 to 28-4379 inclusive
-26	67658-03		HOUSING - Defroster control wire	1	28-4378 to 28-4379 inclusive
-27	67708-00	C	CABLE ASSEMBLY - Defroster control (46 1/4")	1	28-4380 to 28-4877 inclusive
-27a	554 143	B	CABLE ASSEMBLY - Defroster control (40") (PS50146-6-2)	1	
-28	67345-00		ROD - Defroster valve	1	28-4378 to 28-4379 Inclusive
	554 144		CABLE ASSEMBLY - Defroster valve (PS50146-6-1)	1	28-4380 and up
-29	67608-00		PLATE ASSEMBLY - Defroster air outlet	2	28-4378 to 28-4379 inclusive
-30	67608-01		PLATE ASSEMBLY - Defroster air inlet	2	28-4378 to 28-4379 inclusive
-31	67610-00		SPACER - Defroster air plate assembly	2	28-4378 to 28-4379 inclusive
-32	67395-00		GASKET - Defroster valve	2	28-4378 to 28-4379 inclusive
-33	67343-00		VALVE - Defroster air output	2	28-4378 to 28-4379 inclusive
-34	67704-00	C	TUBE - Defroster valve	4	28-4380 to 28-4877 inclusive
	64279-00	B	TUBE - Defroster valve	4	
-35	67705-00		GATE - Defroster valve	2	28-4380 and up
-36	67706-00	C	PLATE - Defroster valve	2	28-4380 to 28-4877 inclusive
	69274-00	B	PLATE - Defroster valve	2	
-37	67707-00	C	HOUSING - Defroster valve	2	28-4380 to 28-4877 inclusive
	69273-00	3	HOUSING - Defroster valve	2	
-38	454 985	C,W	CLAMP - Hose (SAE TY A-1)	1	28-4378 to 28-4527 inclusive
	554 896	C	CLAMP - Hose (SAE TY A-11/2)	1	28-4528 and up
	454 985	D W	CLAMP - Hose (SAE TY A-1)	1	28-11040 to 28-7210033 incl.
	554 837	D,W	CLAMP - Hose (SAE TY A-2)	1	28-7310001 and up
-39	454 985	W	CLAMP - Hose (SAE TY A-1)	6	
-39a	454 985	G,W	CLAMP - Hose (SAE TY A-1)	2	
-40	494 123		WASHER - Spring (35)	4	28-4380 and up
-41	70371-03	W	STUD - Swivel fitting	1	28-4378 to 28-4379 inclusive
-42	91193-00	W	FITTING - Swivel	1	28-4378 to 28-4379 inclusive
-43	554 772	C	CLAMP - Hose (H3-0000)		
	454 994	D	CLAMP - Hose (H2-1160)	1	28-11040 to 28-7210033 incl.
	554 866	D	CLAMP - Hose (GS-TY F-48SS)	1	28-7310001 and up
-44	22287-00	E,W	KNOB - Cabin heat and defroster	1	
	66980-00	F	KNOB - Cabin heat and defroster	1	
			A- Used on PA-28-180 with serial numbers 28-4378 and up, and PA-28-235 with serial numbers 28-11040 and up.		
			B- Used on PA-28-180 with serial numbers 28-4878 and up, and PA-28-235 with serial numbers 28-11040 and up.		
			C- Used on PA-28-180 airplanes only.		
			D- Used on PA-28-235 airplanes only.		
			E- Used on PA-28-180 with serial numbers 28-4378 to 28-5600 inclusive, and PA-28-235 with serial numbers 28-11040 to 28-11300 inclusive.		
			F- Used on PA-28-180 with serial numbers 28-5601 and up and PA-28-235 with serial numbers 28-11301 and up.		
			G- Used on PA-28-180 with serial numbers 28-4378 and up and PA-28-235 with serial numbers 28-11040 to 28-7610063 inclusive.		
			W- These pans must be ordered from Service Spares Department, Piper Aircraft Lock Haven Penna.		

When ordering, always specify Part Number, Description, and Serial Number of Aircraft

PIPER PARTS CATALOG

Figure and Index Number	Part Number	Code	NOMENCLATURE	No. Req.	SERIAL NUMBERS AFFECTED
31A-45	69275-00	B	CLAMP - Defroster cable	1	
-46	63882-31	B	SLEEVE - Defroster cable	2	
-47	454 993	C	CLAMP - Hose (H-3-1160)	1	
	454 994	D	CLAMP - Hose (H-2-1160)	1	28-11040 to 28-7210033 inclusive
	554 866	D	CLAMP - Hose (GS-TY F-48SS)	1	28-7310001 and up
-48	554 142	E	CABLE ASSEMBLY - Cabin heat control complete (PS501464-3)	1	
-49	70371-03	W	STUD - Swivel fitting	1	
-50	404 100	W	NUT - (AN310-3)	1	
	690 612	W	WASHER - (NAS1149F0336P)	1	
	424 051	W	COTTER PIN - (MS24665-132)	1	
-51	62962-00	C	BOX ASSEMBLY - Distributor, cabin heat	1	
	62962-00	D	BOX ASSEMBLY - Distributor cabin heat	1	28-11000 to 28-7210033 incl.
	62962-03	D	BOX ASSEMBLY - Distributor, cabin heat	1	28-7310001 and up
-52	419 683	W	SCREW - Heat duct (4 x1 /2 L , Oval Hd.)	38	
	494 001	W	WASHER - Heat duct (4)	38	
-53	70371-02	W	FITTING - Swivel	2	
-54	66789-00		PLATE - Firewall seal	2	
-55	68771-02	C	GASKET - Firewall seal	1	28-4378 to 28-4877 inclusive
	22105-03	B W	GASKET - Firewall seal	1	
-56	68770-09	C	GROMMET - Firewall seal	2	28-4378 to 28-4877 inclusive
	68770-14	B	GROMMET - Firewall seal	2	
-57	62833-104	B	WASHER	2	
-58	484 841	B.W	"O" RING - (NAS1593-213)	2	
-59	79615-02	D	DUCT ASSEMBLY - Defroster, left	1	28-7610064 and up
	79615-03	D	DUCT ASSEMBLY - Defroster right	1	28-7610064 and up

- A- Used on PA-28-180 with serial numbers 28-4378 and up, and PA-28-235 with serial numbers 28-11040 and up.
- B- Used on PA-28-180 with serial numbers 28-4878 and up, and PA-28-235 with serial numbers 28-11040 and up.
- C- Used on PA-28-180 airplanes only.
- D- Used on PA-28-235 airplanes only.
- E- Used on PA-28-180 with serial numbers 28-7105001 and up. and PA-28-235 with serial numbers 28-7110001 and up.
- W- These parts must be ordered from Service Spares Department, Piper Aircraft, Lock Haven, Penna.

When ordering, always specify Part Number, Description, and Serial Number of Aircraft

2F6
INTENTIONALLY LEFT BLANK

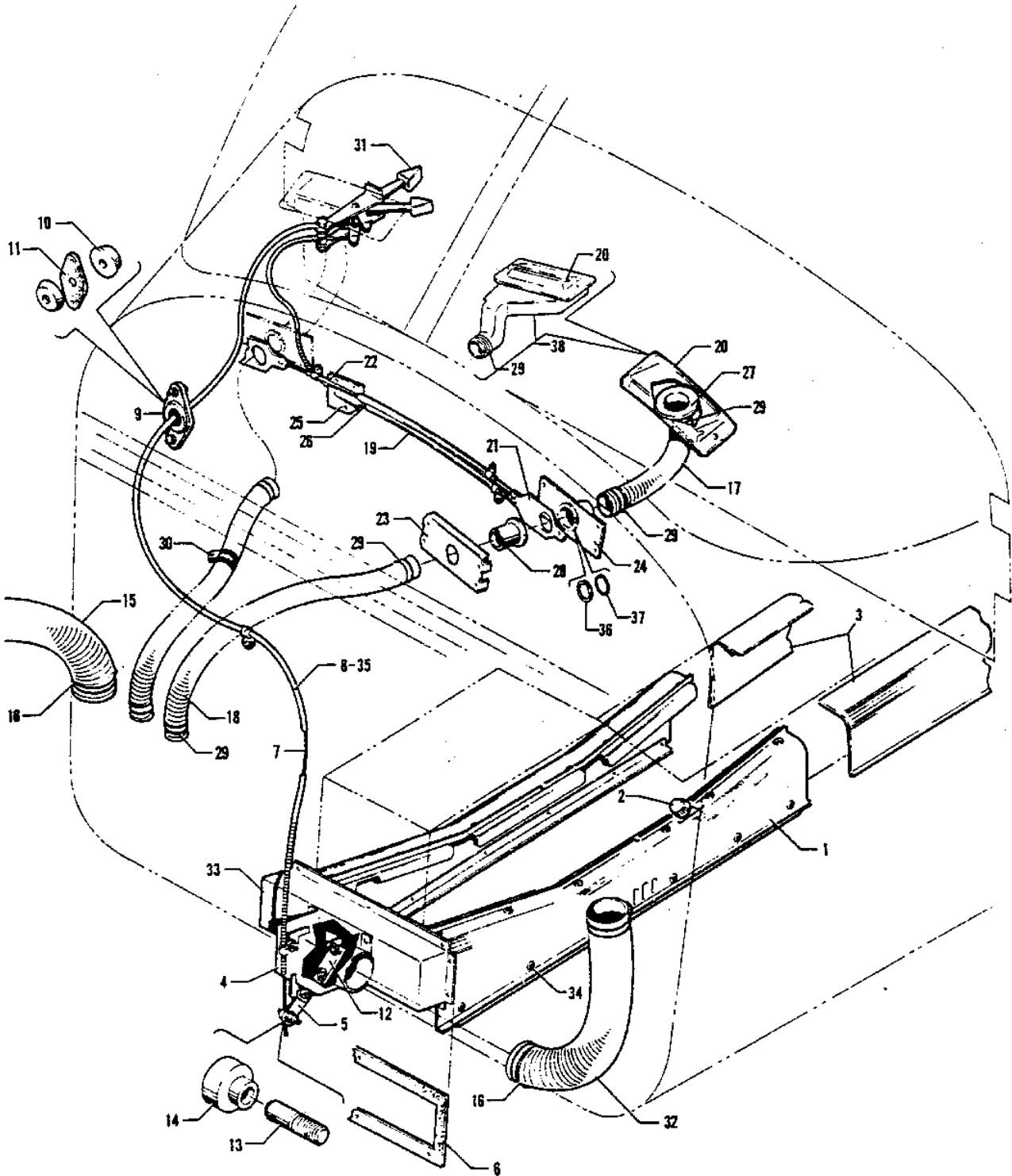


Figure 31B Cabin Heat and Defroster Installation
(PA-28-140 - Serial Nos. 28-25000 and up)

PIPER PARTS CATALOG

Figure and Index Number	Part Number	Code	NOMENCLATURE	No. Req.	SERIAL NUMBERS AFFECTED
31 B-	66692 99020 66663 99025		DRAWING - Cabin Heat Installation DRAWING -Cabin Heat Installation DRAWING - Defroster System Installation DRAWING - Defroster System Installation		28-25000 to 28-26956 inclusive 28-7125001 and up 28-25000 to 28-26956 inclusive 28-7125001 and up
-1	62960-00 99416-00 62960-01 99416-01		DUCT ASSEMBLY - Cabin heat, left DUCT ASSEMBLY - Cabin heat, left DUCT ASSEMBLY - Cabin heat, right DUCT ASSEMBLY - Cabin heat, right	1 1 1 1	28-25000 to 28-26956 inclusive 28-7125001 and up 28-25000 to 28-26956 inclusive 28-7125001 and up
-2	66980-00		KNOB - Heat duct	1	23-7125001 and up
-3	99105-04 99105-03		DUCT - Cabin heat, aft, left DUCT - Cabin heat, aft, right	1 1	28-7125001 and up 28-7125001 and up
-4	62183-00		BOX ASSEMBLY - Cabin heat	1	
-5	36558-07		LINK ASSEMBLY - Cabin air box	1	
-6	62969-01		GASKET - Distributor box	1	
-7	67657-05 67658-05		WIRE - Cabin heat control HOUSING - Cabin heat control wire	1 1	28-25000 to 28-26956 inclusive 28-25000 to 28-26956 inclusive
-9	66789-00		PLATE - Firewall seal	2	
-10	68770-14		GROMMET - Firewall seal	2	
-11	22105-03	W	GASKET - Firewall seal	1	
-12	62178-00		LINK - Cabin heat box	1	
-13	70371-03	W	STUD-Swivel fitting	1	
-14	70371-02	W	FITTING - Swivel	1	
-15	63633-07		HOSE - Air inlet	1	
-16	454 994		CLAMP - Hose (H2-1160)	4	
-17	63633-56		HOSE - Defroster	2	28-25000 to 28-7625837 Incl.
-18	63633-61		HOSE- Defroster	2	
-19	63882-31		SLEEVE - Defroster cable	2	
-20	65318-00		OUTLET - Defroster air	2	
-21	67705-00		GATE - Defroster valve	2	
-22	67709-00 554 144		CABLE ASSEMBLY - Defroster CABLE ASSEMBLY - Defroster (PS50146-6-1)	1 1	28-25000 to 28-26956 inclusive 28-7125001 and up
-23	69273-00		HOUSING - Defroster valve	2	
-24	69274-00		PLATE - Defroster valve	2	
-25	69275-00		CLAMP - Cable	1	
-26	69276-00 554 143		CABLE ASSEMBLY - Defroster control CABLE ASSEMBLY - Defroster control (PS50146-6-2)	1 1	28-25000 to 28-26956 inclusive 28-7125001 and up
-27	69278-00		OUTLET ASSEMBLY - Defroster air	2	28-25000 to 283-7625087
-28	69279-00		TUBE - Defroster valve	4	
-29	454 985	W	CLAMP - (SAE TY A-1)	6	
-29a	454 985	W	CLAMP - (SAE TY A-1)	2	28-25000 to 28-7625087 incl.
-30	454 852	W	CLAMP - (A3046S-18-91)	1	
-31	22287-00 66980-00	W	KNOB - Cabin heat and defroster KNOB - Cabin heat and defroster	2 2	28-25000 to 28-26400 inclusive 28-26401 and up
-32	63633 08		HOSE - Cabin heat inlet	1	
-33	62962-00		BOX ASSEMBLY - Distributor, cabin heat	1	
-34	419 682 494 001	W W	SCREW - 4 O H. Sheet metal WASHER - 4 Finishing	36 36	
-35	66856-19		CABLE ASSEMBLY - Cabin heat control	1	28-71 25001 and up
-36	62833-104		WASHER	2	
-37	484 841	W	"O" RING - (NAS1593213)	2	
-38	79615-02 79615-03		DUCT ASSEMBLY - Defroster air, left DUCT ASSEMBLY - Defroster air, right	1 1	28-7625088 and up 28-7625088 and up

W- These parts must be ordered from Service Spares Department, Piper Aircraft, Lock Haven, Penna.

When ordering, always specify Part Number, Description, and Serial Number of Aircraft

2 F9
INTENTIONALLY LEFT BLANK

PIPER PARTS CATALOG

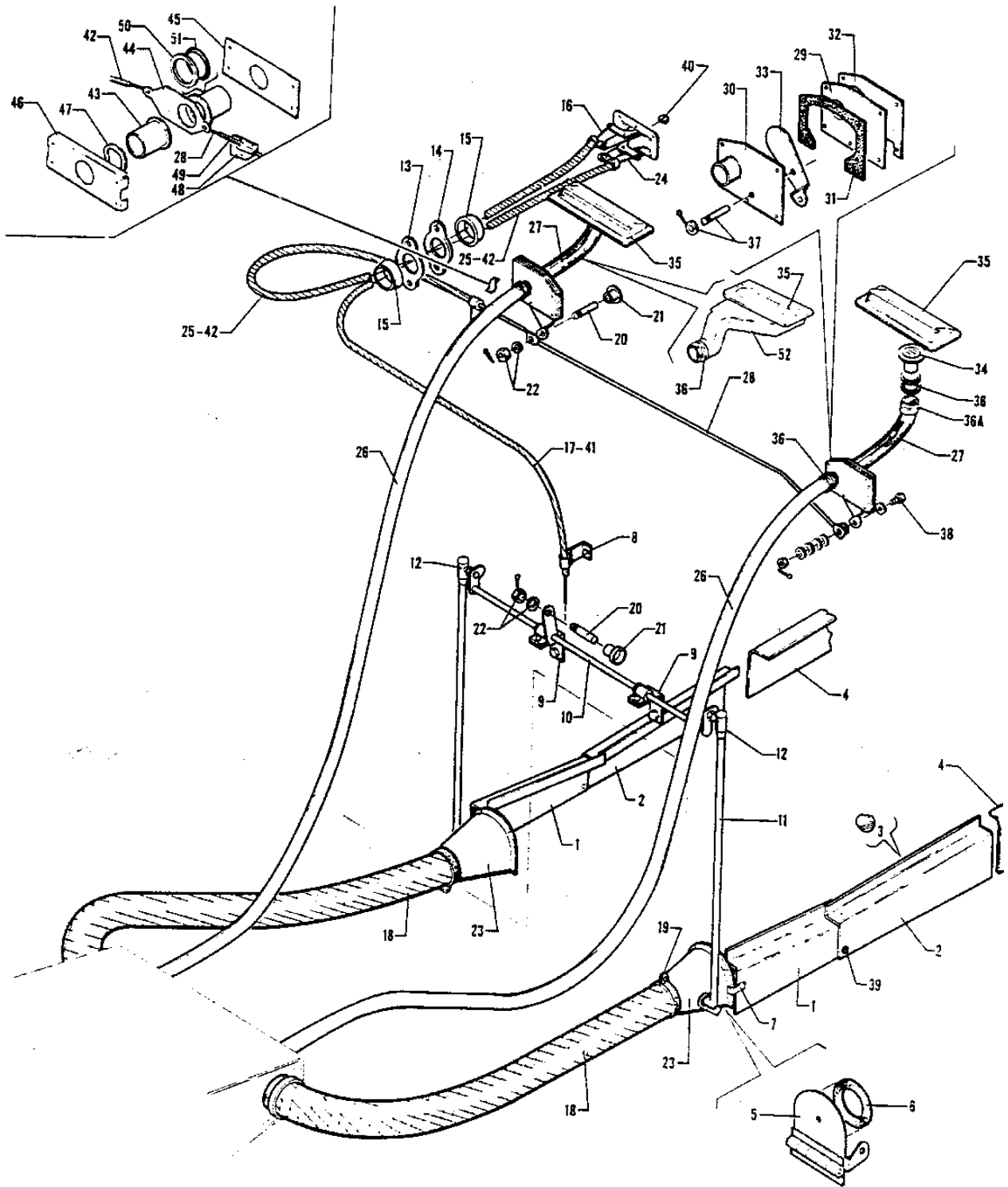


Figure 32. Cabin Heat and Defroster Installation

PIPER PARTS CATALOG

Figure and Index Number	Part Number	Code	NOMENCLATURE	No. Req.	SERIAL NUMBERS AFFECTED
32-	67393 99028 67346 67710 67740 99029	A B D C B	DRAWING - Cabin Heat System Installation DRAWING - Cabin Heat System Installation DRAWING - Defroster System Installation DRAWING - Defroster System Installation DRAWING - Defroster System Installation DRAWING - Defroster System Installation		28R-30005 to 28R-30253 incl.
-1	67205-00 67205-02 67205-01 67205-03 67205-05	A B A B F G	DUCT - Cabin heat, left front DUCT - Cabin heat, left front DUCT - Cabin heat, right front DUCT - Cabin heat, right front DUCT - Cabin heat, right front	1 1 1 1 1	28R-7235001 and up
-2	67295-00 99416-02 36511-02 67295-01 99416-03 36511-03	A E F H A E F H	DUCT ASSEMBLY - Cabin heat, left rear DUCT ASSEMBLY - Cabin heat, left center DUCT ASSEMBLY - Cabin heat, left center DUCT ASSEMBLY - Cabin heat, right rear DUCT ASSEMBLY - Cabin heat, right center DUCT ASSEMBLY - Cabin heat, right center	1 1 1 1 1 1	28R-7235001 and up 28R-7235001 and up
-3	66980-00	B	KNOB - Heat duct	1	
-4	99105-00 76129-00 99105-01 76129-01	E F E F	DUCT - Cabin heat, left rear DUCT - Cabin heat, left rear DUCT - Cabin heat, left rear DUCT - Cabin heat, left rear	1 1 1 1	28R-7235001 and up 28R-7235001-and up
-5	67386-00		DOOR ASSEMBLY - Cabin heat valve	2	
-6	62833-35		SEAL - Cabin heat valve door	1	
-7	67387-00		CLIP - Cabin heat valve	2	
-8	6734400		BRACKET - Heater cable	1	
-9	67347-00		BRACKET - Cabin heat valve torque tube	2	
-10	67389-00		TUBE ASSEMBLY - Cabin heat valve torque	1	
-11	67391-00		ROD ASSEMBLY - Cabin heat valve	2	
-12	31747-00	W	JOINT ASSEMBLY - Ball	1	
			A- Used on PA-28R-180 with serial numbers 23R-30005 to 28R-30481 inclusive, 28R-30483 to 28R-31279 inclusive, and PA-28R-200 with serial numbers 28R-30482, 28R-35001 to 23R-35830 inclusive. B- Used on PA-28R-180 with serial numbers 28R-7130001 and up, and PA-28R-200 with serial numbers 28R-7135001 and up. C- Used on PA-28R-180 with serial numbers 28R-30679 to 28R-31279 inclusive, and PA-28R-200 with serial numbers 28R-30482, 28R-35001 to 28R-35830 inclusive. D- Used on PA-28R-180 with serial numbers 28R-30254 to 28R-30481 inclusive 28R-30483 to 28R-30678 inclusive. E- Used on PA-28R-180 with serial numbers 28R-7130001 to 28R-7130019 inclusive, and PA-28R-200 with serial numbers 28R-7135001 to 28R-7135238 inclusive. F- Used on PA-28R-200 airplanes only. G- Used if air conditioning is installed. H- When ordering specify color "bark II" or black. W- These parts must be ordered from Service Spares Department Piper Aircraft Lock Haven Penna.		

When ordering, always specify Part Number, Description, and Serial Number of Aircraft

PIPER PARTS CATALOG

Figure and Index Number	Part Number	Code	NOMENCLATURE	No. Req.	SERIAL NUMBERS AFFECTED
32-1 3	66789-00		PLATE - Firewall seal	2	
-14	68771-02	D	GASKET- Firewall seal	1	
	22105-03	C,W	GASKET - Firewall seal	1	
-15	68770-09	D	GROMMET - Firewall seal	2	
	68770-14	C	GROMMET - Firewall seal	2	
-16	67657-04	A	WIRE - Cabin heat control	1	
-17	67658-04	A	HOUSING - Cabin heat control wire	1	
-18	63633-45		HOSE - Cabin heat	2	
-19	454 800		CLAMP-Cabin heat hose (32SSType "F")	4	
-20	70371-03	W	STU D - Swivel fitting	2	
-21	91193-00	W	FITTING - Swivel	2	
-22	690 611	W	WASHER - (NAS1149F0463P)	4	
	404 392	W	NUT - (AN320-3)	2	
	424 051	W	COTTER PIN - (AN380-2-2)	2	
-23	67401-00		SHROUD - Cabin heat valve, left	1	
	67401-03		SHROUD - Cabin heat valve, right	1	
-24	67657-03		WIRE - Defroster control (27 1/2")	1	28R-30005 to 28R-30253 incl.
-25	67658-03		HOUSING - Defroster control wire	1	28R-30005 to 28R-30253 incl.
-26	63633-51		HOSE - Defroster	2	
-27	63633-56	E	HOSE- Defroster	2	
-28	67345-00		ROD - Defroster	1	28R-30005 to 28R-30253 incl.
	554144		CABLE ASSEMBLY - Defroster (PS501 46-6-1)	1	28R-30254 and up
-29	67608-00		PLATE ASSEMBLY - Defroster air outlet	2	28R-30005 to 28R-30253 ind.
-30	67608-01		PLATE ASSEMBLY - Defroster air inlet	2	28R-30005 to 28R-30253 incl.
-31	67610-00		SPACER - Defroster air plate assembly	2	28R-30005 to 28R-30253 incl.
-32	67395 00		GASKET - Defroster valve	2	28R-30005 to 28R-30253 incl.
-33	67343 00		VALVE - Defroster air output	2	28R-30005 to 28R-30253
-34	62965 04		OUTLET ASSEMBLY - Defroster air	2	28R-30005 to 28R-30253
	67712-00	B	OUTLET ASSEMBLY - Defroster air	2	
	69278-00	F	OUTLET ASSEMBLY - Defroster air	2	
-35	65318-00		OUTLET - Defroster air	2	
-36	454 950	D,W	CLAMP - Defroster hose (A3122-18-1)	6	
	454 935	C,W	C LAMP - Defroster hose (SAE TY A-1)	6	
-36a	454 950	D,W	CLAMP - (A3122-18-1)	2	
	454 985	F,W	CLAMP - (SAE TY A-1)	2	
			A- Used on PA-28R-180 with serial numbers 28R-30005 to 28R-30481 inclusive, 28R-30483 to 28R-31279 inclusive, and PA-28R-200 with serial numbers 28R-30482, 28R-35001 to 28R-35830 inclusive.		
			B- Used on PA-28R-180 with serial numbers 28R-30254 to 28R-30481 inclusive, 28R-30483 to 28R-30678 inclusive.		
			C- Used on PA-28R-180 with serial numbers 28R30679 and up, and PA-28R-200 with serial numbers 28R-30482, 28R-35001 and up.		
			D- Used on PA-28R-180 with serial numbers 28R-30005 to 28R-30481 inclusive, 28R-30483 to 28R-30678 inclusive.		
			E- Used on PA-28R-180 with serial numbers 28R-30005 to 28R-7130019 inclusive, and PA-28R-200 with serial numbers 28R-30482, 28R-35001 to 28R-7635122 inclusive.		
			F- Used on PA-28R-180 with serial numbers 28R-30679 to 28R-71 30019 inclusive, and PA-28R-200 with serial numbers 28R-30482, 28R-35001 to 28R-7635122 inclusive.		
			W- These parts must be ordered from Service Spares Department, Piper Aircraft, Lock Haven, Penna.		

When ordering, always specify Part Number, Description, and Serial Number of Aircraft

PIPER PARTS CATALOG

Figure and Index Number	Part Number	Code	NOMENCLATURE	No. Req.	SERIAL NUMBERS AFFECTED
32-37	424 140		PIN - Flat head (AN392-7)	2	28R-30005 to 28R-30253 incl.
	690 651	W	WASHER - (AN950-8)	2	28R-30005 to 28R-30253 incl.
	424 095	W	COTTER PIN - (NAS1149CN832R)	2	28R-30005 to 29R-30253 incl.
-38	400 102	W	BOLT - (AN4-5)	1	28R-30005 to 28R-30253 incl.
	690 613	W	WASHER - (NAS1149F0432P)	5	28R 30005 to 28R-30253 incl.
	404 393	W	NUT - (AN3204)	1	28R-30005 to 28R-30253 incl.
	424 051	W	COTTER PIN - (AN380-2-2)	1	28R-30005 to 28R-30853 incl.
-39	419 683	W	SCREW - Heat duct (4 x1/2 L. Oval hd.)	34	
	494 001	W	WASHER - Heat duct (4)	34	
-40	22287-00	A,W	KNOB - Cabin heat and defroster,	2	
	66980-00	B	KNOB - Cabin heat and defroster	2	
-41	554 150	C	CABLE ASSEMBLY - Cabin heat control (PS50146-4-1)	1	
-42	67708-00	D	CABLE ASSEMBLY - Defroster control (46 1/4,)	1	
	554 143	E	CABLE ASSEMBLY - Defroster control (40") (PS50146-6-2)	1	
-43	67704-00	D	TUBE - Defroster valve	4	
	69279-00	E	TUBE - Defroster valve	4	
-44	67705-00		GATE - Defroster valve	2	28R-30254 and up
-45	6T706 00	D	PLATE - Defroster valve	2	
	69274-00	E	PLATE - Defroster valve	2	
-46	67707-00	D	HOUSING - Defroster valve	2	
	69273-00	E	HOUSING - Defroster valve	2	
-47	494 123		WASHER - Spring (35)	4	28R-30254 and up
-48	69275-00	E	CLAMP - Defroster cable	1	
-49	63882-31	E	SLEEVE - Defroster cable	2	
-50	62933-104	E	WASHER	2	
-51	484 841	E,W	"O" RING - (NAS1593-213)	2	
-52	79615-02	F	DUCT ASSEMBLY - Defroster air, left	1	28R-7635123 and up
	79615-03	F	DUCT ASSEMBLY - Defroster air, right	1	28R-7635123 and up

- A- Used on PA-28R-180 with serial numbers 28R30005 to 28R-30481 inclusive, 28R-30483 to 28R-31250 inclusive, and PA-28R-200 with serial numbers 28R-30482, 28R-35001 to 28R-35600 inclusive.
- B- Used on PA-28R-180 with serial numbers 28R-31251 and up, and PA-28R-200 with serial numbers 28R-35601 and up.
- C- Used on PA-28R-180 with serial numbers 28R-7130001 and up and PA-28R-200 with serial numbers 28R-7135001 and up
- D- Used on PA-28R-180 with serial numbers 28R-30254 to 28R-30481 inclusive, 28R-30483 to 28R-30678 inclusive.
- E- Used on PA-28R-180 with serial numbers 28R-30679 and up, and PA-28R-200 with serial numbers 28R-30482, 28R-35001 and up.
- F- Used on PA-28R-200 airplanes only.
- W- These parts must be ordered from Service Spares Department, Piper Aircraft, Lock Haven, Penna.

When ordering, always specify Part Number, Description, and Serial Number of Aircraft

2 F14
INTENTIONALLY LEFT BLANK

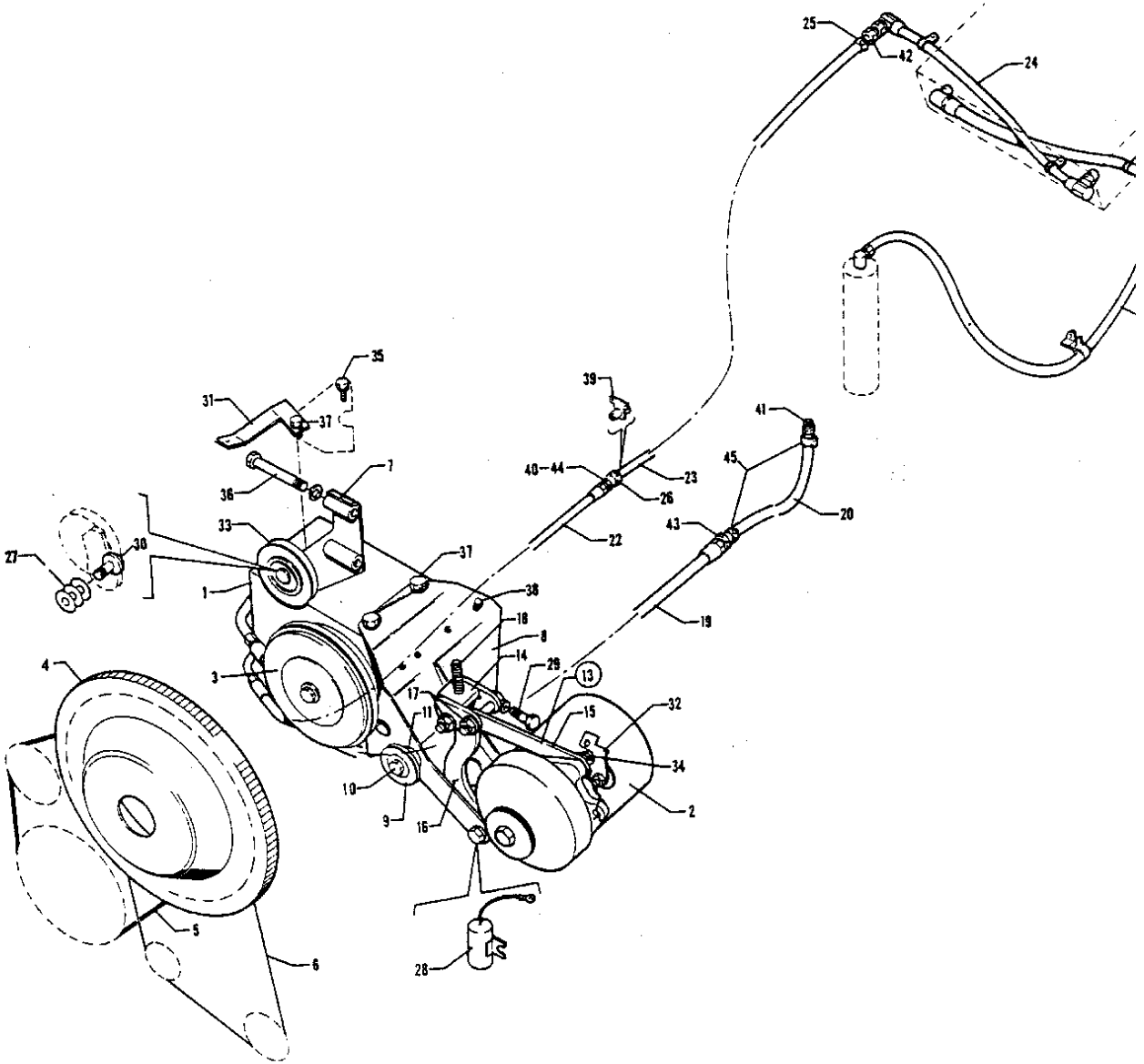


Figure 32A. Air Conditioning Compressor Refrigerant Lines and Alternator Installation
 (PA-28-140 - Serial Nos. 28-250001 28-7125472 and up)
 (PA-28-180 - Serial Nos. 28-5653 28-7205092 and up)
 (PA-28R-200 - Serial Nos. 28R-7235001 and up)

PIPER PARTS CATALOG

Figure and Index Number	Part Number	Code	NOMENCLATURE	No. Req.	SERIAL NUMBERS AFFECTED
32A-	99109		DRAWING - Air Conditioning Compressor and Alternator Installation		
	99290	D	DRAWING - Air Conditioning Refrigerant Lines Installation		
	99576	E	DRAWING - Air Conditioning Refrigerant Lines Installation		
	99602	F	DRAWING - Air Conditioning Refrigerant Lines Installation		
-1	555 412		COMPRESSOR ASSEMBLY - (F209-16754)	1	
-2	551 983	H	ALTERNATOR ASSEMBLY - Prestolite (ALY-6422)	1	
-3	554 761		CLUTCH ASSEMBLY - (10616)	1	
-4	462 110	B D	RING GEAR ASSEMBLY - (LW11380)	1	
	462 111	C.D	RING GEAR ASSEMBLY - (LW11572)	1	
	462 112	E F	RING GEAR ASSEMBLY - (LW16581)	1	
-5	452 824		BELT - (PS10069-1-4)	1	
-6	452 823		BELT - (PS10069-1-3)	1	
-7	99624-00		BRACKET ASSEMBLY - Compressor, upper	1	
-8	79584-08		BRACKET ASSEMBLY - Compressor, lower	1	
-9	99072-00	K	PULLEY ASSEMBLY - Alternator drive	1	
-10	553 230		BOLT - (NAS2906-20)	1	
	62833-82		WASHER - Alternator pulley	2	
	79558-02		NUT - Alternator pulley	1	
-11	95061-151		BUSHING - Alternator idler pulley	1	
-12	401 394	W	BOLT- (AN6-13A)	2	
	690 629	W	WASHER - (NAS1149F0663P)	2	
	404 532	W	NUT - (MS21042-6)	2	
-13	79886-11	J	BRACKET ASSEMBLY COMPLETE - Alternator support	1	
-14	79886-03		CHANNEL ASSEMBLY - Alternator support	1	
-15	79886-04		ARM ASSEMBLY - Alternator support	1	
-16	79886-07		ARM ASSEMBLY - Alternator support	1	
-17	400 009	W	BOLT - (AN4-14A)	2	
	690 613	W	WASHER - (NAS1149F0432P)	2	
	404 530	W	NUT - (MS21042-4)	2	
-18	486 126		BOLT - (MS16997-81)	1	
-19	99592-02	D	HOSE ASSEMBLY- Suction	1	
	99592-05	E	HOSE ASSEMBLY - Suction	1	
	99592-07	F	HOSE ASSEMBLY - Suction	1	
-20	63904-56	D	HOSE - Suction	1	
	63904-60	E	HOSE - Suction	1	28-5653, 28-7205092 to 28-720328 inclusive
	63904-72	G	HOSE - Suction	1	
		A-	Used on PA-28-140 with serial numbers 28-25001, 28-7125472 and up, PA-28-180 with serial numbers 28-5653, 28-7205092 and up, and PA-28R-200 with serial numbers 28R-7235001 and up.		
		B-	Used with direct drive starter		
		C-	Used with geared starter.		
		D-	Used on PA-28-140 airplanes only.		
		E-	Used on PA-28-180 airplanes only		
		F-	Used on PA-28R-200 airplanes only.		
		G-	Used on PA-28-180 with serial numbers 28-7305001 and up, and PA-28R-200 with serial numbers 28R-7235001 and up.		
		H-	See Figure 71A for component pans.		
		J-	If original one piece twisted brace has been replaced with a three piece bracket assembly, order individual parts as desired.		
		K-	Reference latest revision to Service Letter 1040 on Alternator Drive Belt Conversion Kit No. 767 310 for aircraft equipped with optional factory-installed air conditioning. Used on PA28-180 and PA-28R-200 aircraft with serial numbers 28-7205092 and up and 28-7690001-2890205.		
		W-	These parts must be ordered from Service Spares Department. Piper Aircraft, Lock Haven, Penna.		

When ordering, always specify Part Number, Description, and Serial Number of Aircraft

PIPER PARTS CATALOG

Figure and Index Number	Part Number	Code	NOMENCLATURE	No. Req.	SERIAL NUMBERS AFFECTED
32A-21	565 415	G	HOSE ASSEMBLY- Receiver dehydrator to condenser	1	28-25001, 28-7125472 to 28-7625109 inclusive
	565 879	G	HOSE ASSEMBLY- Receiver dehydrator to condenser	1	28-7625110 and up
	565 441	K	HOSE ASSEMBLY - Receiver dehydrator to condenser	1	
	565 878	F	HOSE ASSEMBLY - Receiver dehydrator to condenser	1	28R-7635113 and up
-22	99592-03	G	HOSE ASSEMBLY - Discharge	1	
	99592-04	E	HOSE ASSEMBLY - Discharge	1	
	99592-06	F	HOSE ASSEMBLY- Discharge	1	
-23	63904-71	H	HOSE- Discharge	1	
	63904-80	G	HOSE - Discharge	1	28-7625110 and up
	565 582	F	HOSE- Discharge (length125 ')	1	28R-7235001to 28R-7635112 incl
	565 864	F	HOSE - Discharge (length117")	1	28R-7635113 and up
-24	755 272	J	HOSE ASSEMBLY-Discharge (length19")	1	
	565 576	C	HOSE ASSEMBLY- Discharge (length 25 ')	1	
-25	554 678	L	CLAMP - (H-6)	1	
-26	554 678	B.L	CLAMP - (H-6)	1	
<p>A- Used on PA-28-140 with serial numbers 28-25001, 28-7125472 and up, PA-28-180 with serial numbers 28-5653, 28-7205092 and up, and PA-28R-200 with serial numbers 28R-7235001 and up.</p> <p>B- Used on PA-28-140 with serial numbers 28-250010, 28-7125472 and up, and PA-28-180 with serial numbers 28-5653, 28-7205092 and up.</p> <p>C- Used on PA-28-140 with serial numbers 28-762511 O and up, and PA-28R-200 with serial numbers 28R-7635113 and up.</p> <p>D- Used on PA-28R-200 with serial numbers 28R-7235001 and up.</p> <p>E- Used on PA-28-180 airplanes only.</p> <p>F- Used on PA-28R-200 airplanes only.</p> <p>G- Used on PA-28-140 airplanes only.</p> <p>H- Used on PA-28-140 with serial numbers 28-25001, 28-7125472 to 28-7625109 inclusive and PA-28-180 with serial numbers 28-5653, 28-7205092 to 28-7505261 inclusive.</p> <p>J- Used on PA-28-140 with serial numbers 28-25001 28-7125472 to 28-7625109 inclusive, PA-28-180 with serial numbers 28-5653, 28-7205092 to 28-7505261 inclusive, and PA-28R-200 with serial numbers 28R-7235001 to 28R-7635112 inclusive.</p> <p>K- Used on PA-28-180 with serial numbers 28-5653 28-7205092 to 28-7505261 inclusive, and PA-28R-200 with serial numbers 28R-7235001 to 28R-7635112 Inclusive.</p> <p>L- Used if Refrigerant Line Fitting Replacement Kit 764 244 or 764 248 has not been installed.</p>					

When ordering, always specify Part Number, Description, and Serial Number of Aircraft

PIPER PARTS CATALOG

Figure and Index Number	Part Number	Code	NOMENCLATURE	No. Req.	SERIAL NUMBERS AFFECTED
32A-27	62833-83		WASHER	3	
-28	63897-06		CAPACITOR ASSEMBLY	3	
-28A	488-389		TERMINAL - (PS10025-2-8)	1	
-28B	690-076		CAPACITOR - (17D201-105)	1	
-29	401 988		BOLT - (MS20074-06-11)	2	
	690 620	W	WASHER - (NAS1149F0632P)	2	
-30	400 616		BOLT- (AN8H7A)	1	
	690 631	W	WASHER - (NAS1149F0863P)	1	
-31	99526-00	B	BAFFLE SUPPORT - Right front	1	
-32	99580-00	C D	CLIP ASSEMBLY - Left front baffle	1	
-33	99080-00		IDLER PULLEY ASSEMBLY - Compressor drive	1	
-34	401 971		BOLT - (MS20C74-05-06)	1	
	690 628	W	WASHER - (NAS1149F0563P)	2	
-35	401 987		BOLT - (MS20074-06- 06)	1	
	690 620	W	WASHER - (NAS1149F0632P)	1	
-36	401 461		BOLT - (AN6H-22A)	2	
	690 629	W	WASHER - (NAS1149F0663P)	4	
	690 620	W	WASHER - (NAS1149F0632P)	2	
	407 726		WASHER - (AN960-D616L)	2	
-37	401 986		BOLT - (MS20074-06-05)	3	
	690 620	W	WASHER - (NAS1149F0632P)	3	
-38	401 970		BOLT- (MS20074-05-05)	4	
	690 619	W	WASHER - (NAS1149F0532P)	4	
-39	79437-00	B	BRACKET ASSEMBLY - Support fitting	1	
-40	477 691	C	NUT - (AN924-8)	2	
-41	451 906	E	ADAPTER - (PS10022-6-4)	1	
	561 012	F	FITTING - (FC9158-08085)	1	
	584 258	F	REDUCER - (661 FHD-8-10)	1	
-42	451 907	E	ADAPTER - (PS10022-6-13)	1	
	561 013	F	FITTING - (FC9158-06065)	1	
	584 256	F	REDUCER - (42F-8-6)	1	
-43	451 908	E	ADAPTER - (PS10022-6-14)	1	
	561 012	F	FITTING - (FC9158-0808S)	1	
	584 257	F	REDUCER - (42F-10-8)	1	
-44	451 907	B,D,E	ADAPTER - (PS10022-6-13)	1	
	67982-02	C	ELBOW- Special	1	
	561 013	F	FITTING - (FC9158-0606S)	1	
	584 256	F	REDUCER - (42F-8-6)	1	
-45	554 679	B,E	CLAMP - (H-10)	2	
	554 678	C,D,E	CLAMP - (H-6)	2	

- A- Used on PA-28-140 with serial numbers 28-25001, 28-7125472 and up PA-28-180 with serial numbers 28-5653, 28-7205092 and up and PA-28R-200 with serial numbers 28R-7235001 and up.
- B- Used on PA-28-140 airplanes only.
- C- Used on PA-28R-200 airplanes only.
- D- Used on PA-28-180 airplanes only.
- E- Used if Refrigerant Line Fitting Replacement Kit 764 244 or 764 248 has not been installed.
- F- Used if Refrigerant Line Fitting Replacement Kit 764 244 or 764 248 has been installed per Service Spares Letter 387.
- W- These parts must be ordered from Service Spares Department Piper Aircraft, Lock Haven Penna

When ordering, always specify Part Number, Description, and Serial Number of Aircraft

2F19
I NTENTIONALLY LEFT BLANK

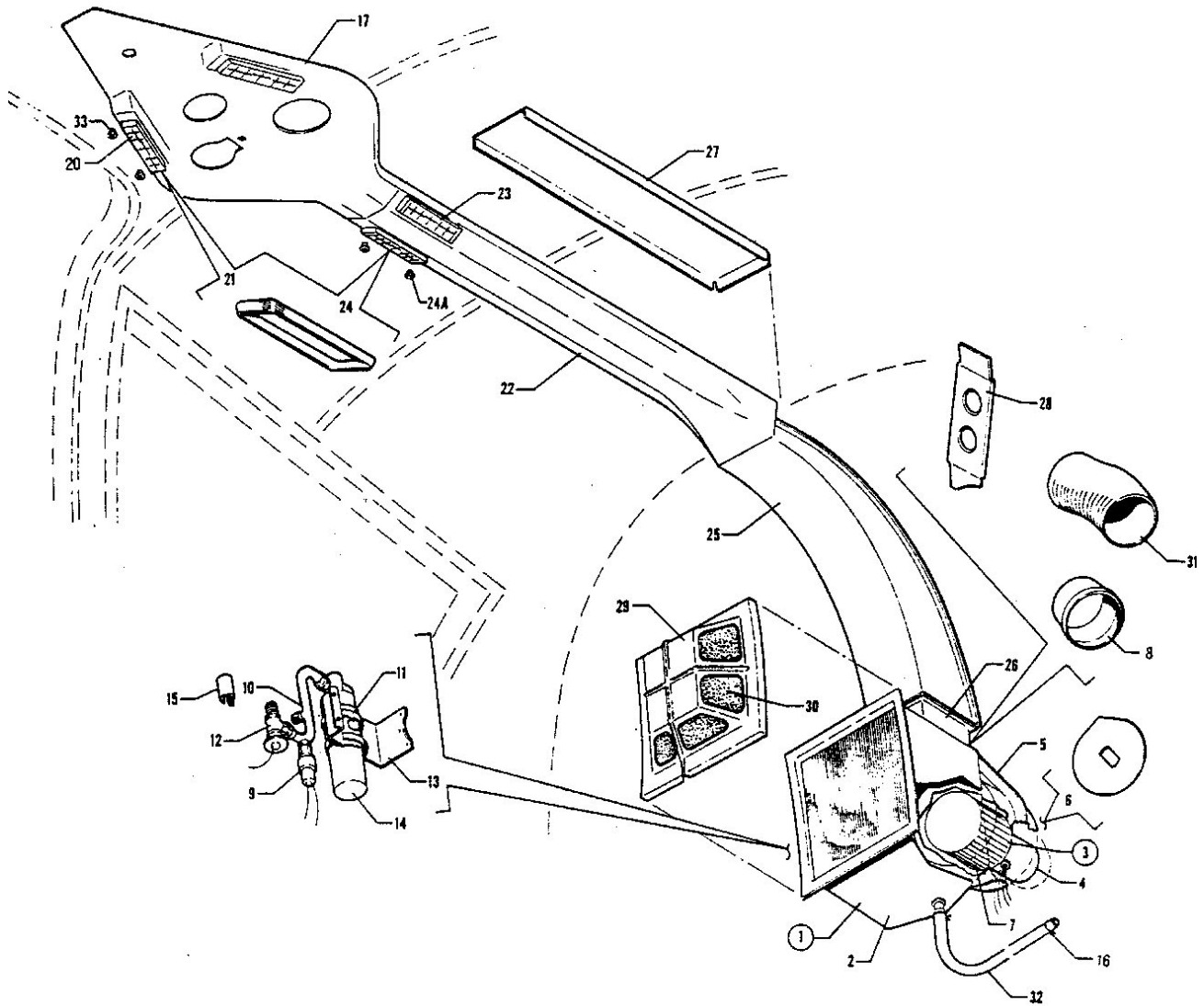


Figure 32B Air Conditioning Duct and Evaporator Installation
 (PA-28-140 - Serial Nos. 28-25001, 28-7125147 and up)
 (PA-28-180 - Serial Nos. 28-5653, 28-7205092 and up)
 (PA-28R-200 - Serial Nos. 28R-7235001 and up)

PIPER PARTS CATALOG

Figure and Index Number	Part Number	Code	NOMENCLATURE	No. Req.	SERIAL NUMBERS AFFECTED
32B-	99502	E	DRAWING - Air Conditioning Duct Installation		28-25001 28-7125472 to 28-7325684 inclusive 28-7425001 and up
	78185	E	DRAWING - Air Conditioning Duct Installation		
	99501	F	DRAWING - Air Conditioning Duct Installation		
	76306	G	DRAWING - Air Conditioning Duct Installation		
	99292		DRAWING - Evaporator Bulkhead Assembly		
-1	99640-00	B	EVAPORATOR ASSEMBLY - Air conditioning	1	
	99640-02	C	EVAPORATOR ASSEMBLY - Air conditioning	1	
-2	99640-03	B	EVAPORATOR AND HOUSING ASSEMBLY Air conditioning	1	
	99640-04	C	EVAPORATOR AND HOUSING ASSEMBLY Air conditioning	1	
-3	761 150		BLOWER ASSEMBLY KIT - Evaporator	1	
-4	475 210	D	MOTOR ASSEMBLY - Evaporator blower (UN-YY1S062)	1	
-5	37997-02		COVER - Evaporator blower	1	
-6	99641-00		PLATE ASSEMBLY - Motor mounting	1	
-7	452 935		BLOWER - (AE424-316-1)	1	
-8	99633-00		DUCT - Hose connect	1	
-9	99646-02		SWITCH ASSEMBLY - Pressure	1	
-10	589 688		LINE ASSEMBLY - Evaporator inlet (37245-6-6S)	1	
-11	554 926	W	CLAMP - (SAE TY F-44)	2	
-12	99648-00		VALVE ASSEMBLY - Evaporator expansion	1	
-13	99650-00		BRACKET - Receiver dehydrator	1	
-14	456 615		RECEIVER DEHYDRATOR - (1106)	1	
-15	99661-00		CLAMP - Bulb, expansion valve	1	
-16	454 983	W	CLAMP - (SAE TY F-8)	2	
			A- Used on PA-28-140 with serial numbers 28-25001, 28-7125472 and up, PA-28-180 with serial numbers 28-5653, 28-7205092 and up, and PA-28R-200 with serial numbers 28R-7235001 and up.		
			B- Used on PA-28-140 with serial numbers 28-25001, 28-7125472 and up and PA-28-180 with serial numbers 28-5653, 28-7205092 and up.		
			C- Used on PA-28R-200 with serial numbers 28R-7235001 and up.		
			D- Used on PA-28-140 with serial numbers 28-25001, 28-7125472 and up, PA-28-180 with serial numbers 28.5653 28-7205092 and up, and PA-28R-200 with serial numbers 28R-7235001 and up if Blower Assembly Kit 761 150 has previously been installed.		
			E- Used on PA-28-140 airplanes only.		
			F- Used on PA-28-180 with serial numbers 28-5653, 28-7205092 to 28-7205611 inclusive and PA-28R-200 with serial numbers 28R-7235001 to 28R-7335455 inclusive.		
			G- Used on PA-28-180 with serial numbers 28-7405001 and up, and PA-28R-200 with serial numbers 28R-7435001 and up.		
			W- These parts must be ordered from Service Spares Department, Piper Aircraft, Lock Haven, Penna.		

When ordering, always specify Part Number, Description, and Serial Number of Aircraft

PIPER PARTS CATALOG

Figure and Index Number	Part Number	Code	NOMENCLATURE	No. Req.	SERIAL NUMBERS AFFECTED
32B-17	63428-13	G	PANEL ASSEMBLY - Cabin light and air conditioning duct (with speaker cutout)	1	
	63428-17	G	PANEL ASSEMBLY - Cabin light and air conditioning duct (less speaker cutout)	1	
-20	99500-00	J	PANEL ASSEMBLY - Cabin light and air conditioning duct	1	
	99500-04	K	PANEL ASSEMBLY - Cabin light and air conditioning duct	1	
	99500-06	H	PANEL ASSEMBLY - Cabin light and air conditioning duct	1	
	473187		LOUVER ASSEMBLY - Forward (136-1M)	2	
	461 386		FRAME - Forward louver (173-M)	1	
	99522-02	B	DUCT ASSEMBLY - Air conditioning	1	
	99541-00	E	DUCT ASSEMBLY - Air conditioning	1	
	99541-02	F	DUCT ASSEMBLY - Air conditioning	2	
	473187		* LOUVER ASSEMBLY - Rear (136-1M)	2	
	461 386		* FRAME - Rear louver (173-M)	8	
-21	406 424		* NUT - (C2733-040-1)	1	
-22	99503-02	B,L	DUCT ASSEMBLY - Aft cabin bulkhead	1	
	99506-00	C L	DUCT ASSEMBLY - Aft cabin bulkhead	1	
	99507-00	D,L	DUCT ASSEMBLY - Aft cabin bulkhead	1	
	79839-03	M	DUCT ASSEMBLY - Aft cabin bulkhead	1	
-23	99634-00	L	DUCT ASSEMBLY - Interconnect	1	
	79840-04	M	DUCT ASSEMBLY - Interconnect	1	
			A- Used on PA-28-140 with serial numbers 28-25001, 28-7125472 and up, PA-28-180 with serial numbers 28-5653 28-7205092 and up, and PA-28R-200 with serial numbers 28R-7235001 and up.		
		B- Used on PA-28-140 with serial numbers 28-25001 28-7125472 and up.			
		C- Used on PA-28R-200 with serial numbers 28R-7235001 and up.			
		D- Used on PA-28-180 with serial numbers 28-5653, 28-7205092 and up.			
		E- Used on PA-28-180 with serial numbers 28-565 28-7205092 to 28-7205328 inclusive			
		F- Used on PA-28-180 with serial numbers 28-7305001 and up. and PA-28R-200 with serial numbers 28R-7235001 and up.			
		G- Used on PA-28-140 with serial numbers 28-25001. 28-7125472 to 28-7225612 inclusive.			
		H- Used on PA-28-140 with serial numbers 28-7425001 and up. PA-28-180 with serial numbers 28-7405001 and up. and PA-28R-200 with serial numbers 28R-7435001 and up.			
		J- Used on PA-28-140 with serial numbers 28-7325001 to 28-7325684 inclusive PA-28-180 with serial numbers 28-5653 28-7205092 to 28-7205328 inclusive 28-7305066 to 28-7305611 inclusive, and PA-28R-200 with serial numbers 28R-7335102 to 28R-7335455 inclusive			
		K- Used on PA-28-180 with serial numbers 28-7305001 to 28-7305065 inclusive. and PA-28R-200 with serial numbers 28R-7235001 to 28R-7335101 inclusive			
		L- Used if duct assembly is riveted to aft cabin bulkhead.			
		M - Used if duct assembly is bonded to aft cabin bulkhead.			

When ordering, always specify Part Number, Description, and Serial Number of Aircraft

PIPER PARTS CATALOG

Figure and Index Number	Part Number	Code	NOMENCLATURE	No. Req.	SERIAL NUMBERS AFFECTED
32B- 27	99505-00	B	CHANNEL - Air conditioning	1	28-25001 , 28-7125472 to 28-7325684 inclusive 28-7425001 and up
	99505-02	B	CHANNEL - Air conditioning	1	
	99510-00	E	CHANNEL - Air conditioning	1	
	99510-02	G	CHANNEL - Air conditioning	1	
	76309-00	F	CHANNEL - Air conditioning	1	
-28	99539-02	H	SUPPORT ASSEMBLY - Evaporator box	1	
	99539-00	C D	SUPPORT ASSEMBLY - Evaporator box	1	
-29	99550-03	H	COVER - Evaporator filter	1	
	99550-02	C D	COVER - Evaporator filter	1	
-30	99644-00		FILTEP. - Evaporator	1	
-31	63633-100		HOSE - Air conditioning	1	
-32	63904-63	H	HOSE - Evaporator drain	1	
	63904-64	C D	HOSE - Evaporator drain	1	
-33	406 424		NUT - (C2733-040-1)	8	
			A- Used on PA-28-140 with serial numbers 28-25001, 28-7125472 and up, PA-28-180 with serial numbers 28-5653, 28-7205092 and up, and PA-28R-200 with serial numbers 28R-7235001 and up.		
			B- Used on PA-28-140 airplanes only.		
			C- Used on PA-28R-200 with serial numbers 28R-7235001 and up.		
			D- Used on PA-28-180 with serial numbers 28-5653, 28-7205092 and up.		
			E- Used on PA-28-180 with serial numbers 28-5653, 28-7205092 to 28-7205328 inclusive.		
			F- Used on PA-28-180 with serial numbers 28-7405001 and up, and PA-28R-200 with serial numbers 28R-7435001 and up.		
			G- Used on PA-28-1 80 with serial numbers 28-7305001 to 28-7305611 inclusive, and PA-28R-200 with serial numbers 28R-7235001 to 28R-7335455 inclusive.		
			H- Used on PA-28-140 with serial numbers 28-25001, 28-7125472 and up.		

When ordering, always specify Part Number, Description, and Serial Number of Aircraft

2F24
INTENTIONALLY LEFT BLANK

PIPER PARTS CATALOG

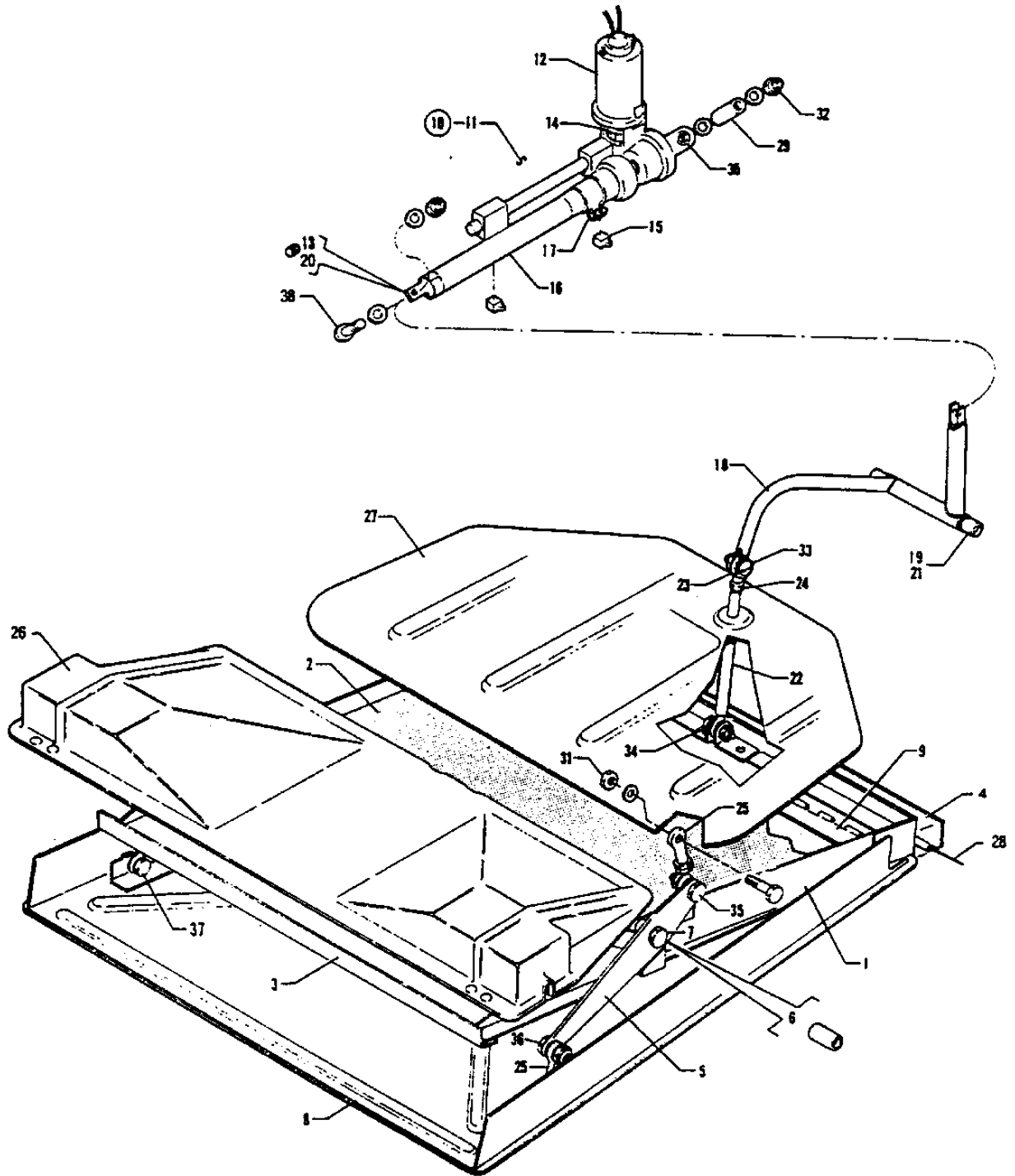


Figure 32C. Air Conditioning Condenser Installation
 (PA-28-140 - Serial Nos. 28-25001, 28-7125472 and up)
 (PA-28-180 - Serial Nos. 28-5653, 28-7205092 and up)
 (PA-28R-200 - Serial Nos. 28R-7235001 and up)

PIPER PARTS CATALOG

Figure and Index Number	Part Number	Code	NOMENCLATURE	No. Req.	SERIAL NUMBERS AFFECTED
32C-	99288	B	DRAWING - Air Conditioning Condenser Installation		
	99855	C	DRAWING - Air Conditioning Condenser Installation		
-1	99387-00		CONDENSER ASSEMBLY - Air conditioning (complete)	1	
-2	555 457		CONDENSER - (1E-1415C)	1	
-3	99263-00		HINGE ASSEMBLY - Condenser door	1	
-4	99275-02		HINGE - Half	1	
-5	99495-00		BELLCRANK ASSEMBLY - Condenser door mechanism	2	
-6	65003-56		BUSHING	2	
-7	401 273	W	BOLT - (AN3-14A)	2	
	690 612	W	WASHER - (NAS1149F0363P)	4	
	404 526	W	NUT - (MS21042-3)	2	
-8	99271-00		DOOR ASSEMBLY - Louver	1	
-9	99275-02		HINGE - Half	1	
-10	760 706	B	KIT - Transmission replacement	1	
-11	99854-00	C	TRANSMISSION ASSEMBLY - Condenser door actuating (complete)	1	
-12	761 519	C	MOTOR ASSEMBLY - Transmission (C145-200)	1	
-13	452 571	C	BEARING - (AA225-1)	1	
-14	753 085	C	UNIVERSAL ASSEMBLY - (B100-06)	1	
-15	757 718	C	SWITCH - Limit (V3L-3-D9)	2	
-16	99853-00	C	TUBE ASSEMBLY - Actuator	1	
-17	554 714	C	CLAMP - (AN741-8P)	1	
-18	99867-00		BELLCRANK ASSEMBLY - Condenser	1	
-19	452 570		BUSHING - Bronze (FF565-2)	2	
-20	452 558	B	BEARING - Rod end (PS10020-5-1R)	1	
-21	453 884	D	BUSHING - Nylon (PS10065-28)	2	
-22	99557-00		ROD ASSEMBLY - Condenser push	1	
-23	452 558		BEARING - Rod end (PS10020-5-1R)	2	
-24	400 224	W	NUT - (AN315-3R)	1	
			A- Used on PA-28-140 with serial numbers 28-25001, 28-7125472 and up, PA-28-180 with serial numbers 28-5653, 28-7205092 and up, and PA-28R-200 with serial numbers 28R-7235001 and up.		
			B- Used on PA-28-140 with serial numbers 28-25001, 28-7125472 to 28-7225185 inclusive, and PA-28-180 with serial numbers 28-5653, 28-7205092 to 28-7205179 inclusive if existing transmission does not include a switch mounting rod with two limit switches.		
			C- Used on PA-28-140 with serial numbers 28-7225186 and up, PA-28-180 with serial numbers 28-7205180 and up, and PA-28R-200 with serial numbers 28R-7235001 and up. Also used on PA-28-140 with serial numbers 28-25001, 28-7125472 to 28-7225185 inclusive, and PA-28-180 with serial numbers 28-5653, 28-7205092 to 28-7205179 inclusive if existing transmission includes a switch mounting rod with two limit switches.		
			D- Used on PA-28-140 with serial numbers 28-25001, 28-7125472 to 28-7225185 inclusive, and PA-28-180 with serial numbers 28-5653, 28-7205092 to 28-7205179 inclusive.		
			W- These parts must be ordered from Service Spares Department, Piper Aircraft, Vero Beach, Florida.		

When ordering, always specify Part Number, Description, and Serial Number of Aircraft

PIPER PARTS CATALOG

Figure and Index Number	Part Number	Code	NOMENCLATURE	No. Req.	SERIAL NUMBERS AFFECTED
32C-25	99561-00		BEARING ASSEMBLY - Condenser door actuating	4	
-26	99572-00	B	COVER ASSEMBLY - Forward	1	
	99572-04	C	COVER ASSEMBLY - Forward	1	
-27	99569-00		COVER ASSEMBLY - Aft	1	
-28	99275-04		PIN - Hinge	1	
-29	65165-87		TUBE	2	
-30	452 561		BEARING - (AA304-20)	1	
-31	400 441	W	BOLT - (AN3-7A)	2	
	690 612	W	WASHER - (NAS1149F0363P)	6	
	404 526	W	NUT - (MS21042-3)	2	
-32	401 334	W	BOLT - (AN4-36A)	1	
	690 611	W	WASHER - (NAS1149F0463P)	3	
	404 530	W	NUT - (MS21042-4)	1	
-33	400 861		BOLT - (AN23-13A)	1	
	690 612	W	WASHER - (NAS1149F0363P)	1	
	404 526	W	NUT - (MS21042-3)	1	
-34	401 269	W	BOLT - (AN3-10A)	1	
	690 612	W	WASHER - (NAS1149F0363P)	3	
	404 526	W	NUT - (MS21042-3)	1	
-35	400 440	W	BOLT - (AN3-6A)	2	
	690 612	W	WASHER - (NAS1149F0363P)	4	
	404 156	W	NUT - (MS21083N3)	2	
-36	400 861		BOLT - (AN23-13A)	2	
	690 612	W	WASHER - (NAS1149F0363P)	2	
	62833-101		WASHER - (.56 O.D.)	2	
	404 526	W	NUT - (MS21042-3)	2	
-37	400 861		BOLT - (AN23-13A)	2	
	690 612	W	WASHER - (NAS1149F0363P)	4	
	62833-101		WASHER - (.56 O.D.)	2	
	404 526	W	NUT - (MS21042-3)	2	
-38	400 861		BOLT - (AN23-13A)	1	
	690 612	W	WASHER - (NAS1149F0363P)	1	
	404 526	W	NUT - (MS21042-3)	1	
			A- Used on PA-28-140 with serial numbers 28-25001, 28-7125472 and up. PA-28-180 with serial numbers 28-5653, 28-7205092 and up, and PA-28R-200 with serial numbers 28R-7235001 and up.		
			B- Used on PA-28-140 with serial numbers 28-25001, 28-7125472 to 28-7625109 inclusive, PA-28-180 with serial numbers 28-5653, 28-7205092 to 28-7205261 inclusive, and PA-28R-200 with serial numbers 28R-7235001 to 28R-7635112 inclusive.		
			C- Used on PA-28-140 with serial numbers 28-7625110 and up, and PA-28R-200 with serial numbers 28R-7635113 and up.		
			W- These parts must be ordered from Service Spares Department, Piper Aircraft, Vero Beach, Florida.		

When ordering, always specify Part Number, Description, and Serial Number of Aircraft

2G4
INTENTIONALLY LEFT BLANK

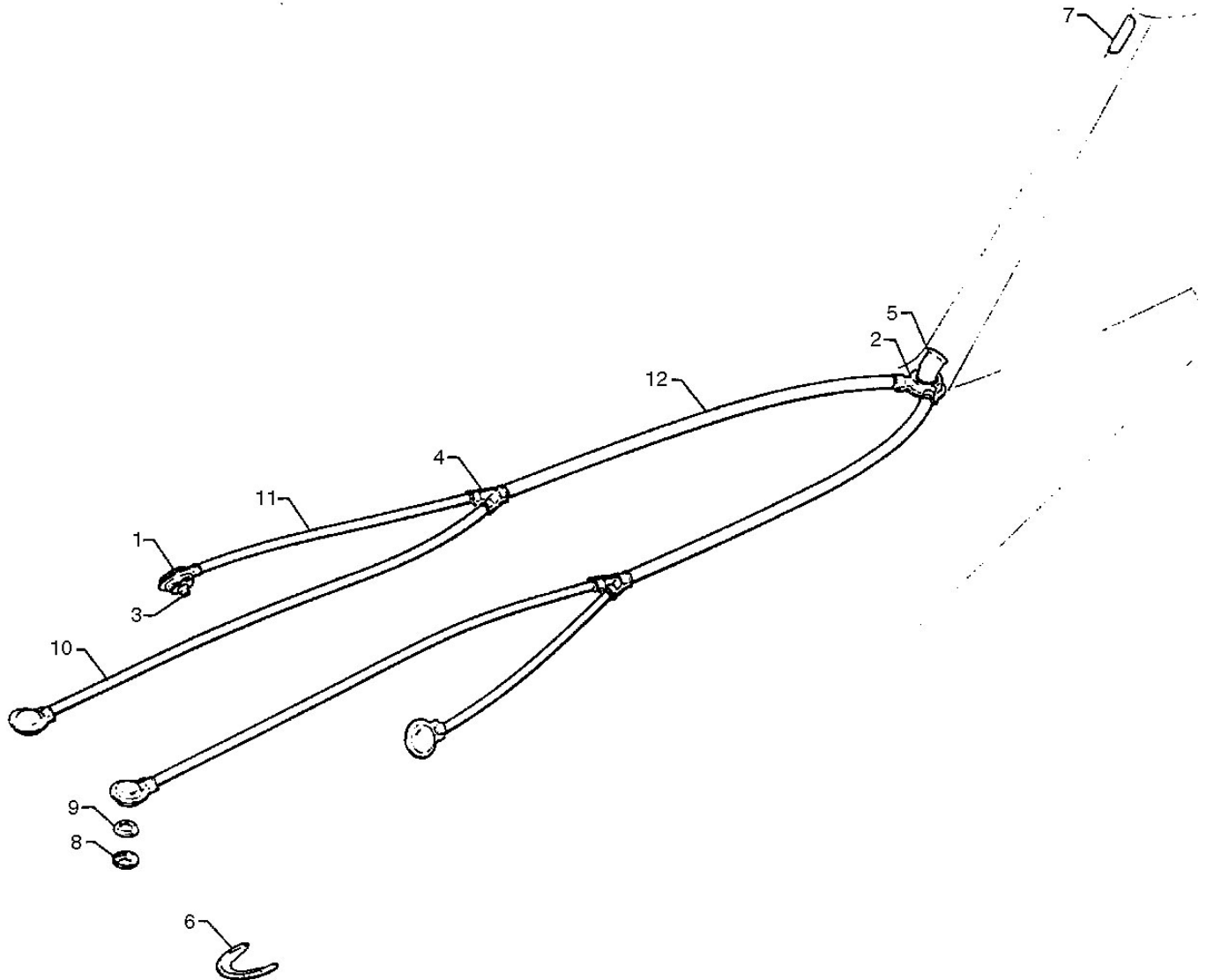


Figure 32D. Cabin Overhead Air Vent Installation
(PA-28-140 - Serial Nos. 28-26401 to 28-7325684 inclusive)
(PA-28-180 - Serial Nos. 28-5601 to 28-7305611 inclusive)
(PA -28 R-180 - Serial Nos. 28R -31251 to 28R -7130019 inclusive)
(PA-28R-200 -Serial Nos. 28R-35601 to 28R-7335455 inclusive)
(PA-28-235 - Serial Nos. 28-11301 to 28-7310187 inclusive)

PIPER PARTS CATALOG

Figure and Index Number	Part Number	Code	NOMENCLATURE	No. Req.	SERIAL NUMBERS AFFECTED
32D-	66963		DRAWING - Cabin Overhead Air Vent Installation		
	760 900V	F	KIT - Fresh air vent modification		
	760 901	F	KIT - Fresh air vent modification		
	760 902	F	KIT - Fresh air vent modification		
-1	66950 00		BOX ASSEMBLY - Air vent, front, left	1	
	66950-01		BOX ASSEMBLY - Air vent, front, right	1	
	66950-02	B	BOX ASSEMBLY - Air vent, rear, left	1	
	99748-00	C	BOX ASSEMBLY - Air vent, rear, left	1	
	66950-03	B	BOX ASSEMBLY - Air vent, rear, right	1	
	99748-01	C	BOX ASSEMBLY - Air vent, rear, right	1	
-2	66962-00		BOX ASSEMBLY - Air	1	
-3	492 162		VALVE ASSEMBLY - Air (2215)	4	
-4	66959-00		TUBE ASSEMBLY - Air separator	2	
-5	66978-00		TUBE ASSEMBLY - Air vent	1	
-6	66965-00		SCOOP - Cabin air outlet 1		
-7	66964-02		COVER - Cabin air inlet 1		
-8	66957-00		COVER - Air vent	4	
-9	66956-00		RING - Air vent attachment	4	
-10	63904-25	D	HOSE - Plastic	2	
	63904-70	E	HOSE - Plastic	2	
-11	63904-26	B	HOSE - Plastic	2	
	63904-66	C	HOSE - Plastic	2	
-12	63904-27		HOSE - Plastic	2	
		A-	Used on PA-28-140 with serial numbers 28-26401 to 28-7325684 inclusive, PA-28-180 with serial numbers 28-5601 to 28-7305611 inclusive, PA-28R-180 with serial numbers 28R-31251 to 28R-7130019 inclusive, PA-28R-200 with serial numbers 28R-35601 to 28R-7335455 inclusive, and PA-28-235 with serial numbers 28-11301 to 28-7310187 inclusive.		
		B-	Used on PA-28-140 with serial numbers 28-26401 to 28-7125651 inclusive, PA-28-180 with serial numbers 28-5601 to 28-7105244 inclusive, PA-28-235 with serial numbers 28-11301 to 28-7110042 inclusive, PA-28R-180 with serial numbers 28R-31251 to 28R-7130019 inclusive, and PA-28R-200 with serial numbers 28R-35601 to 28R-7135238 inclusive.		
		C-	Used on PA-28-140 with serial numbers 23-7225001 to 28-7325684 inclusive, PA-28-180 with serial numbers 28-7205001 to 28-7305611 inclusive, PA-28-235 with serial numbers 28-7210001 to 28-7310187 inclusive, and PA-28R-200 with serial numbers 28R-7235001 to 28R-7335455 inclusive.		
		D-	Used on PA-28-140 with serial numbers 28-26401 to 28-7325684 inclusive, PA-28-180 with serial numbers 28-5601 to 28-7205328 inclusive, PA-28R-180 with serial numbers 28R-31251 to 28R-7130019 inclusive, PA-28R-200 with serial numbers 28R-35601 to 28R-7135238 inclusive, and PA-28-235 with serial numbers 28-11301 to 28-7210033 inclusive.		
		E-	Used on PA-28-180 with serial numbers 28-7305001 to 28-7305611 inclusive, PA-28-235 with serial numbers 28-7310001 to 28-7310187 inclusive, and PA-28R-200 with serial numbers 28R-7235001 to 28R-7335455 inclusive		
		F-	Reference latest revision to Service Letter 738A. Used in PA-28-140 Cherokee Cruiser with serial numbers 28-7425001 to 28-7425444 inclusive, 28-7535001 to 28-7525118 inclusive, PA-28-180 Cherokee Archer with serial numbers 28-7405001 to 28-7405280 inclusive, 28-7505001 to 28-7505097 inclusive, PA-28-235 Cherokee Pathfinder with serial numbers 28-7410001 to 28-7410110 inclusive, 28-751001 to 28-7510031 inclusive, and PA-28R-200 Cherokee Arrow II with serial numbers 28-7435001 to 28-7435323 inclusive and 28-7535001 to 28-7535094 inclusive.		

When ordering, always specify Part Number, Description, and Serial Number of Aircraft

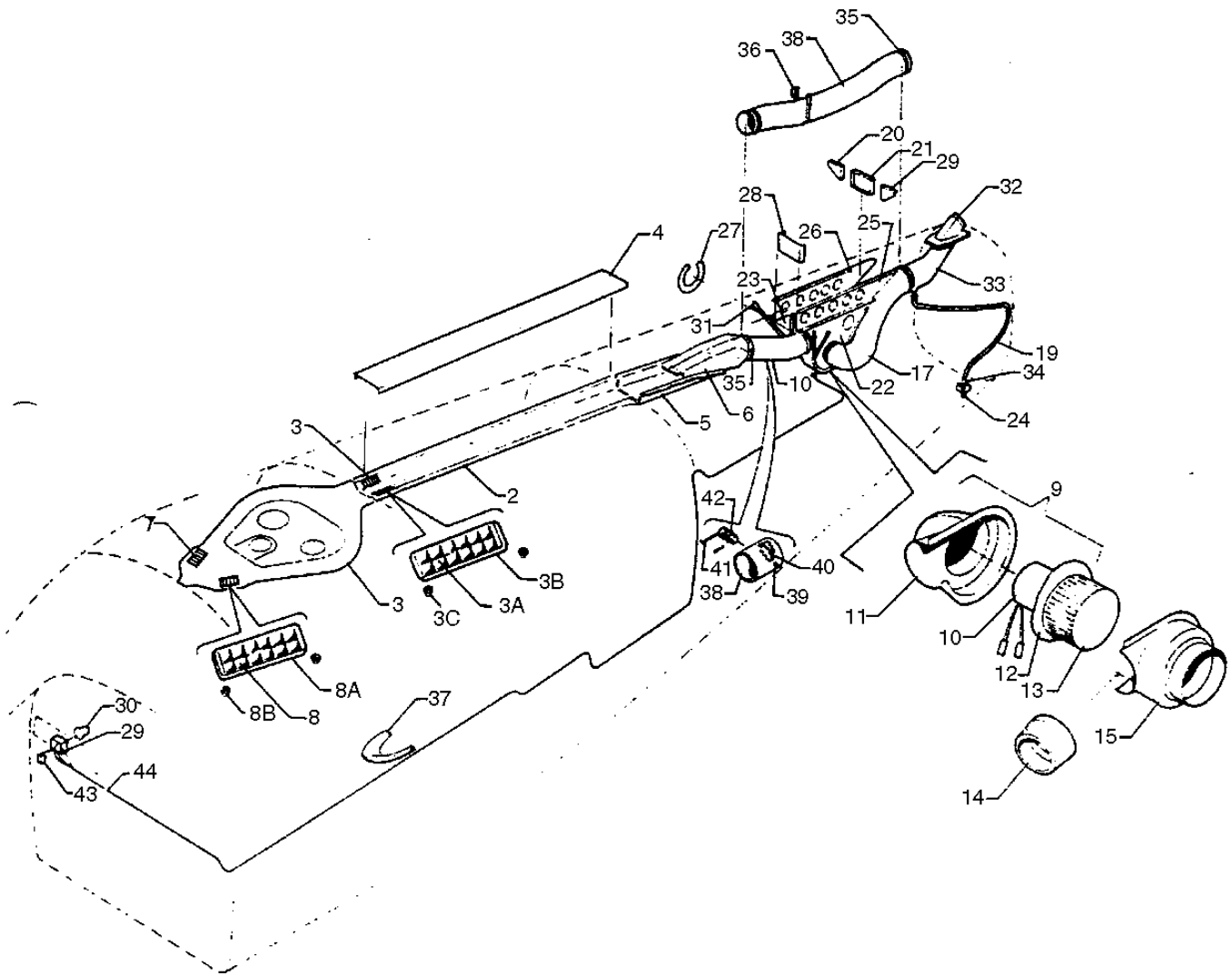


Figure 32E. Fresh Air Ventilation Installation
 PA-28-140 - Serial Nos. 28-7425001 and up)
 PA-28-180 - Serial Nos. 28-7405001 and up)
 (PA-28R-200 - Serial Nos. 28R-7435001 and up)
 (PA-28-235 Serial Nos.28-741001 and up)

PIPER PARTS CATALOG

Figure and Index Number	Part Number	Code	NOMENCLATURE	No. Req.	SERIAL NUMBERS AFFECTED
32E-	79278 79273		DRAWING - Ram Air Ventilation Installation DRAWING - Blower Ventilation Installation		
-1	79187-00 99500 08 99500-06	F C C	PANEL ASSEMBLY - Ventilation PANEL ASSEMBLY - Ventilation (less speaker hole) PANEL ASSEMBLY - Ventilation (with speaker hole)	1 1 1	
-2	79186-00 79186-04 79186-08 76307-00 76307-04 76307-00 76307-04 76307-07	B,G B B H,G J D,G D E	DUCT ASSEMBLY - Center, ventilation DUCT ASSEMBLY - Center, ventilation DUCT ASSEMBLY - Center, ventilation DUCT ASSEMBLY - Center, ventilation DUCT ASSEMBLY - Center, ventilation DUCT ASSEMBLY - Center, ventilation DUCT ASSEMBLY - Center, ventilation DUCT ASSEMBLY - Center, ventilation	1 1 1 1 1 1 1 1	28-7425001 to 28-7525118 incl. 28-7525119 to 28-7625284 incl. 28-7725001 and up
-3	462 080 492 338	K L	VENT ASSEMBLY - (10-0549-1C-C) VENT ASSEMBLY - (PS10023-16)	2 2	28R- 7435001 to 28R-7535094 incl. 28R-7535095 to 28R-7635503 incl.
			A- Used on PA-28-140 with serial numbers 28-7425001 and up, PA-28-180 with serial numbers 28-7405001 and up, PA-28-235 with serial numbers 28-7410001 and up, and PA-28R-200 with serial numbers 28R-7435001 and up. B- Used on PA-28-140 airplanes only. C- Used on PA-28-140 with serial numbers 28-7725001 and up, PA-28-235 with serial numbers 28-7710001 and up, and PA-28R-200 with serial numbers 28R-7635504 and up. D- Used on PA-28R-200 airplanes only. E- Used on PA-28-235 with serial numbers 28-7710001 and up, and PA-28R-200 with serial numbers 28R-7635503 and up. F- Used on PA-28-140 with serial numbers 28-7425001 to 28-7625284 inclusive, PA-28-180 with serial numbers 28-7405001 and up, PA-28-235 with serial numbers 28-7410001 to 28-7610206 inclusive, and PA-28R-200 with serial numbers 28R-7435001 to 28R-7635503 inclusive. G- Order part for next higher serial numbers if Fresh Air Flapper Valve Kit 760 900 or 760 901 has been installed per Service Letter 738A. H- Used on PA-28-180 with serial numbers 28-7405001 to 28-7505097 inclusive, and PA-28-235 with serial numbers 28-7410001 to 28-7510031 inclusive. J- Used on PA-28-180 with serial numbers 28-7505098 and up, and PA-28-235 with serial numbers 28-7510032 to 28-7610206 inclusive. K- Used on PA-28-140 with serial numbers 28-7425001 to 28-7525015 inclusive, PA-28-180 with serial numbers 28-7405001 to 28-7505020 inclusive, PA-28-235 with serial numbers 28-7410001 to 28-7510008 inclusive, and PA-28R-200 with serial numbers 28R-7435001 to 28R-7535017 inclusive. L- Used on PA-28-140 with serial numbers 28-7525016 to 28-7625284 inclusive, PA-28-180 with serial numbers 28-7505021 and up, PA-28-235 with serial numbers 28-7535018 to 28-7610206 inclusive, and PA-28R-200 with serial numbers 28R-7525018 to 28R-7635503 inclusive.		

When ordering, always specify Part Number, Description, and Serial Number of Aircraft

PIPER PARTS CATALOG

Figure and Index Number	Part Number	Code	NOMENCLATURE	No. Req.	SERIAL NUMBERS AFFECTED
32E-3a	473 187	G	* LOUVER - (136-1M)	2	
-3b	461 386	G	* FRAME - (173-M)	2	
-3c	406 424	G	* NUT - (C2733-040-4)	8	
-4	99505 02	B	CHANNEL - Ventilation	1	
	76309-00	C,D	CHANNEL - Ventilation	1	
-5	79189-00	B	DUCT - Ventilation bulkhead	1	
	76308-00	C	DUCT - Ventilation bulkhead	1	
	76305-00	D	DUCT - Ventilation bulkhead	1	
-6	79192-00		INTERCONNECT - Ventilation bulkhead	1	
-7	462 080	E	VENT ASSEMBLY - (10-0549-1C-C)	2	
	492 339	F	VENT ASSEMBLY - (PS10023-17)	2	
-8	473 187	G	LOUVER - (136-1M)	2	
-8a	461 386	G	FRAME - (173-M)	2	
-8b	406 424	G	NUT - (C2733-040-1)	8	
-9	751 150	H	BLOWER ASSEMBLY KIT - Fresh air	1	
	99642-03	J	BLOWER ASSEMBLY - Fresh air	1	
-10	475 210	K	* MOTOR ASSEMBLY - Fresh air blower (UN-YY1S062)	1	
			A- Used on PA-28-140 with serial numbers 28-7425001 and up. PA-28-180 with serial numbers 28-7405001 and up. PA-28-235 with serial numbers 28-7410001 and up, and PA-28R-200 with serial numbers 28R-7435001 and up.		
			B- Used on PA-28-140 airplanes only.		
			C- Used on PA-28-180 and PA-28-235 airplanes only.		
			D- Used on PA-28R-200 airplanes only.		
			E- Used on PA-28-140 with serial numbers 28-7425001 to 28-7525015 inclusive, PA-28-180 with serial numbers 28-7405001 to 28-7505020 inclusive, PA-28-235 with serial numbers 28-7410001 to 28-7510008 inclusive, and PA-28R-200 with serial numbers 28R-7435001 to 28R-7535017 inclusive.		
			F- Used on PA-28-140 with serial numbers 28-7525016 to 28-7625284 inclusive, PA-28-180 with serial numbers 28-7505021 and up, PA-28-235 with serial numbers 28-7535018 to 28-7610206 inclusive, and PA-28R-200 with serial numbers 28R-7525018 to 28R-7635503 inclusive.		
			G- Used on PA-28-140 with serial numbers 28-7725001 and up, PA-28-235 with serial numbers 28-7710001 and up, and PA-28R-200 with serial numbers 28R-7635504 and up.		
			H- Used on PA-28-140 with serial numbers 28-7425001 and up, PA-28-180 with serial numbers 28-7405001 and up. PA-28-235 with serial numbers 28-7410001 to 28-7710064 inclusive, and PA-28R-200 with serial numbers 28R-7435001 and up.		
			J- Used on PA-28-235 with serial numbers 28-7710065 and up.		
			K- Used on PA-28-235 with serial numbers 28-7710065 and up. Also used on PA-28-140 with serial numbers 28-7405001 and up. PA-28-235 with serial numbers 28-7410001 to 28-7710064 inclusive. and PA-28R-200 with serial numbers 28R-7135001 and up if Blower Assembly Kit 761 150 has previously been installed.		

When ordering, always specify Part Number, Description, and Serial Number of Aircraft

PIPER PARTS CATALOG

Figure and Index Number	Part Number	Code	NOMENCLATURE	No. Req.	SERIAL NUMBERS AFFECTED
32E-11	37997-02		COVER - Fresh air blower	1	
-12	99641-00		PLATE ASSEMBLY - Motor mounting	1	
-13	452 935		BLOWER - (AE424-316-1)	1	
-14	99633-00		DUCT - Hose connect	1	
-15	79264-00		COVER ASSEMBLY - Fresh air blower	1	
-16	63633-123	B,F	HOSE	1	28-7425001 to 28-7525118 incl.
	63633-150	B	HOSE	1	28-7525119 and up
	63633-124	D,F	HOSE	1	
	63633-148	E	HOSE	1	
	63633-125	C,F	HOSE	1	28R-7435001 to 28R-7535094 incl.
	63633-148	C	HOSE	1	28R-7535095 and up
-17	63633-126		HOSE	1	
-18	63633-128	B,F	HOSE	1	28-7425001 to 28-7525118 incl.
	63633-151	B	HOSE	1	28-7525119 and up
	63693-129	D,F	HOSE	1	
	63633-154	E	HOSE	1	
	63633-130	C,F	HOSE	1	28R-7435001 to 28R-7535094 incl.
	63633-154	C	HOSE	1	28R-7535095 and up
-19	63904-89		TUBE - Drain	1	
-20	79035-00		GUSSET ASSEMBLY - Intercostal	2	
-21	79286-00		BRACKET - Intercostal, aft	1	
-22	79281-00		HANGER ASSEMBLY - Blower, left	1	
-23	79282-00		HANGER ASSEMBLY- Blower, right	1	
-24	79290-00		TUBE ASSEMBLY - Drain	1	
-25	79280-00		INTERCOSTAL - Blower bracket support, left	1	
-26	79287-00		INTERCOSTAL - Blower bracket support, right	1	
-27	79284-00		RETAINER - Housing	1	
-28	79285-00		BRACKET- Intercostal, forward	1	
-29	763 814		SWITCH REPLACEMENT KIT - Fan (4 position)	1	
-30	571 162	G	KNOB - (RB-67-1-SB-M)	1	
-31	79303-00		BRACE - Hanger	2	
-32	79270-00		FITTING ASSEMBLY - Air duct, upper	1	
-33	79271-00		FITTING ASSEMBLY - Air duct, lower	1	
			A- Used on PA-28-140 with serial numbers 28-7425001 and up, PA-28-180 with serial numbers 28-7405001 and up, PA-28-235 with serial numbers 28-7410001 and up, and PA-28R-200 with serial numbers 28R-7435001 and up.		
			B- Used on PA-28-140 airplanes only.		
			C- Used on PA-28R-200 airplanes only.		
			D- Used on PA-28-180 with serial numbers 28-7405001 to 28-7505097 inclusive, and PA-28-235 with serial numbers 28-7410001 to 28-7510031 inclusive.		
			E- Used on PA-28-180 with serial numbers 28-7505098 and up, and PA-28-235 with serial numbers 28-7510032 and up.		
			F- Order part for next higher serial numbers if Fresh Air Flapper Valve Kit 760 900 or 760 901 has been installed per Service Letter 738A.		
			G- Used with the four position fan switch only		

When ordering, always specify Part Number, Description, and Serial Number of Aircraft

PIPER PARTS CATALOG

Figure and Index Number	Part Number	Code	NOMENCLATURE	No. Req.	SERIAL NUMBERS AFFECTED
32E-34	554 861	W	CLAMP - (SAE TY F-4)	2	
-35	554 640		CLAMP - (SAE TY A-4 5/8)	4	
-36	79292-00		STRAP - Fresh air hose support	1	
-37	66965-00		SCOOP - Cabin air outlet	1	
-38	69885-00	B,F	FLAPPER VALVE ASSEMBLY - Fresh air intake	1	
-39	69885-02	B,F	* SHAFT ASSEMBLY	1	
-40	69885-03	B,F	* FLAPPER ASSEMBLY	1	
-41	63902-25	C,F	CABLE ASSEMBLY - Fresh air flapper	1	
	63902-26	D,F	CABLE ASSEMBLY - Fresh air flapper	1	28-7525119 and up
	554 365	E,F	CABLE ASSEMBLY - Fresh air flapper (PS50146-2-3)	1	28R-7535095 and up
-42	70371-02	B,F,W	FITTING - Swivel	1	
	70371-03	B,F,W	STUD - Swivel fitting	1	
	690 612	B,F,W	WASHER - (NAS1149F0363P)	1	
	404 392	B,F,W	NUT - (AN320-2)	1	
	424 051	B,F,W	PIN - Cotter (MS24665-132)	1	
-43	454 709		CIRCUIT BREAKER - (1600-041-02008) (20 amp)	1	
-44	79293-04		CABLE - Blower	1	
			A- Used on PA-28-140 with serial numbers 28-7425001 and up, PA-28-180 with serial numbers 28-7405001 and up. PA-28-235 with serial numbers 28-7410001 and up, and PA-28R-200 with serial numbers 28R-7435001 and up.		
			B- Used on PA-28-140 with serial numbers 28-7525119 and up, PA-28-180 with serial numbers 28-7505098 and up, PA-28-235 with serial numbers 28-7510032 and up. and PA-28R-200 with serial numbers 28R-7535095 and up.		
			C- Used on PA-28-180 with serial numbers 28-7505098 and up, and PA-28-235 with serial numbers 28-7510032 and up.		
			D- Used on PA-28-140 airplanes only.		
			E- Used on PA-28R-200 airplanes only.		
			F- Also used on earlier serial numbers if Fresh Air Flapper Valve Kit 760 900 or 760 901 has been installed per Service Letter 738A.		
			W- These parts must be ordered from Service Spares Department, Piper Aircraft, Lock Haven. Penna.		

When ordering, always specify Part Number, Description, and Serial Number of Aircraft

PIPER PARTS CATALOG

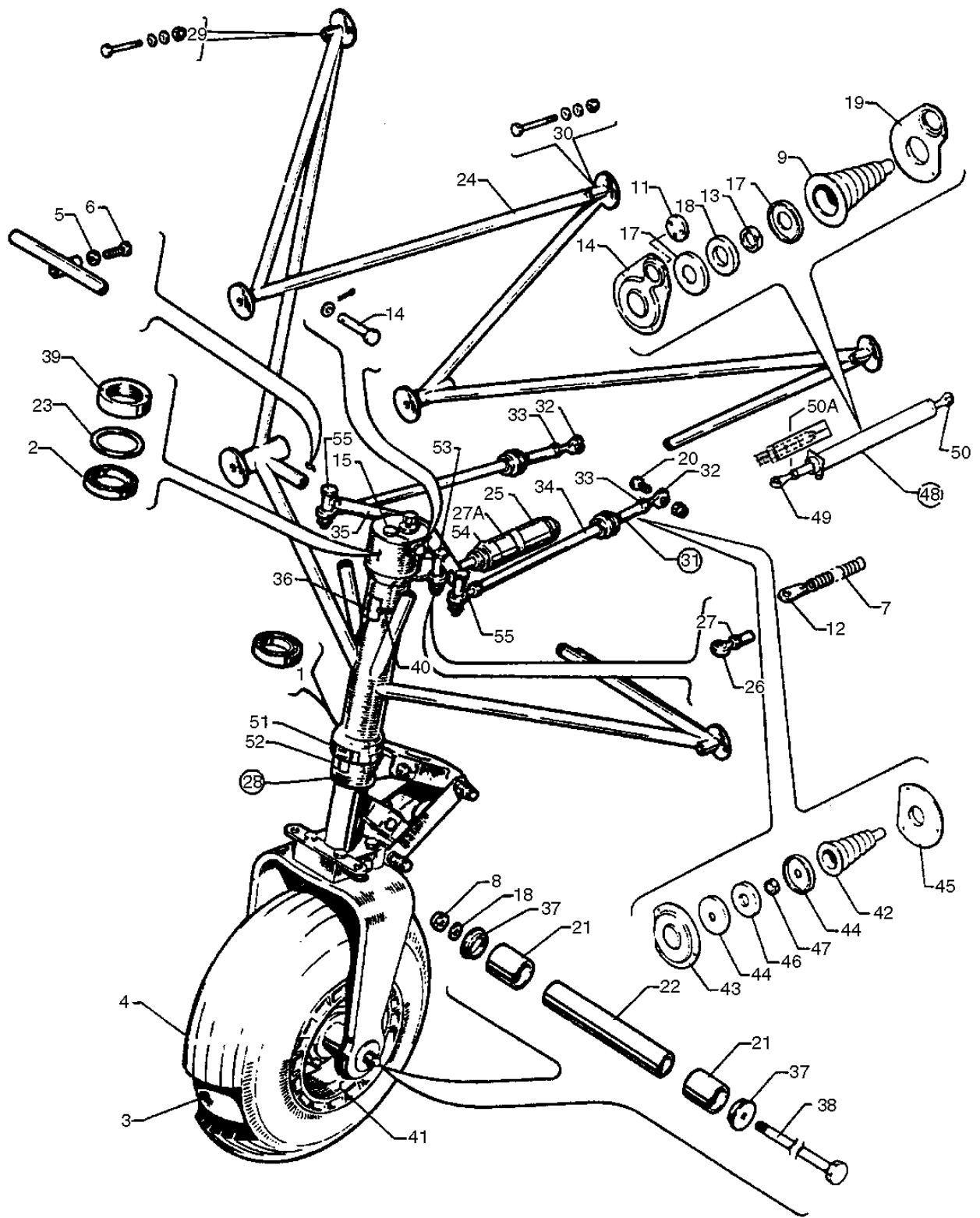


Figure 33. Nose Gear Installation

PIPER PARTS CATALOG

Figure and Index Number	Part Number	Code	NOMENCLATURE	No. Req.	SERIAL NUMBERS AFFECTED
33-	63319 63368 62172 79108 65011 76412	K E A A	DRAWING - Nose Landing Gear Installation DRAWING - Nose Landing Gear Installation DRAWING - Nose Landing Gear Installation DRAWING - Nose Landing Gear Installation DRAWING - Nose Landing Gear Installation DRAWING - Nose Landing Gear Installation		28-1 to 28-220 incl. 28-221 to 28-507 inclusive 28-10003 to 28-7310187 incl. 28-7410001 and up
-1	452 332	W	BEARING - Main (KP33B)	1	
-2	452 333	D,W	BEARING - Main (B545)	1	
	452 333	A,W	BEARING - Main (B545)	1	28-10003 to 28-10719 incl.
	452 419	A,W	BEARING - Main (15266-00)	1	28-10720 and up
-3	451 735	W	TUBE - Tire (6.00 x 6)	1	
-4	761 970	W	TIRE - (6.00 x 6. 4 ply) B. F Goodrich	1	
	761 994	W	TIRE - (6.00 x 6. 4 ply) McCreary Airhawk	1	
-5	405 580	F,W	NUT - (1/4-20)	2	
	404 322	A,E,W	NUT - (AN316-4R)	2	
-6	85061-00	F,W	CAP SCREW	2	
	402 775	A,E	BOLT - (NAS428-4-12)	2	
-7	67203-00	A	SPRING - Rudder centering	2	28-7310001 to 28-7310187 incl.
-8	404 531	B	NUT - (MS21042-5)	2	
	404 532	C,W	NUT - (MS21042-6)	1	
-9	35270-00	G	BOOT - Nose wheel bungee	2	
-10	690 628	B,W	WASHER - (NAS1149F0563P)	2	
	690 629	C,W	WASHER - (NAS1149F0663P)	2	
-11	63915-17	J	DISC - Firewall seal	2	28-7405001 and up.
-12	76324-00	A	LINK - Rudder centering	2	28-7310001 to 28-7310187 incl.
-13	-----		DELETED		
-14	35284-02	G	HOUSING - Bungee seal, left	1	
	35284-02	H	HOUSING - Bungee seal, right	1	
	35433-00	J	HOUSING - Bungee seal, right	1	28-7405001 and up
-15	401 918	W	BOLT - (AN74A-3)	1	

- A- Used on PA-28-235 airplanes only.
- B- Used with 5/16" x 9 3/8" axle.
- C- Used with 3/8 axle bolt.
- D- Used on PA-28-150, PA-28-160, PA-28-180 and PA-28-140 airplanes only.
- E- Used on PA-28-140 with serial numbers 28-7425001 and up, and PA-28-180 with serial numbers 28-7405001 and up.
- F- Used on PA-28-140 with serial numbers 28-20002 to 28-7325684 inclusive, PA-28-150, PA-28-160 and PA-28-180 with serial numbers 28-1 to 28-7305611 inclusive.
- G- Used on PA-28-140 with serial numbers 28-7425001 and up. PA-28-180 with serial numbers 28-7405001 and up, and PA-28-235 with serial numbers 28-7410001 and up.
- H- Used on PA-28-140 with serial numbers 28-7425001 and up, and PA-28-235 with serial numbers 28-7410001 and up.
- J- Used on PA-28-180 airplanes only.
- K- Used on PA-28-150, PA-28-160 and PA-28-180 with serial numbers 28-508 to 28-7305611 inclusive, and PA-28-140 with serial numbers 28-20002 to 28-7325684 inclusive.
- W- These parts must be ordered from Service Spares Department, Piper Aircraft, Vero Beach, Florida.

When ordering, always specify Part Number, Description, and Serial Number of Aircraft

PIPER PARTS CATALOG

Figure and Index Number	Part Number	Code	NOMENCLATURE	No. Req.	SERIAL NUMBERS AFFECTED	
33-16	424 230	A	PIN - Flat head (MS20392-3C73)	1	28-7405001 and up	
	402 324	H	BOLT - (AN174-25A)	1		
	407 588	A,W	WASHER - (NAS1149D0416J)	1		
	690 613	H ,W	WAS H ER - (NAS1149F0432P)	1		
	424 095	A,W	COTTER PIN - (MS24665-151)	1		
	404 530	H,W	NUT - (MS21042-4)	1		
-17	35283-00	D	HOUSING - Bungee seal	4		
-18	35282-04	D	RING - Bungee seal	2		
-19	35281-00	D	PLATE - Bungee seal, left	1		
	35281-00	L	PLATE - Bungee seal, right	1		
	35432-00	J	PLATE - Bungee seal, right	1		
-20	400 441	E,W	BOLT - (AN3-7A)	2		
	400 440	B,C,D	BOLT - (AN3-6A)	2		
	404 526	W	NUT - (MS21042-3)	2		
-21	66618-00	G	TUBE - Spacer, nose wheel (on axle tube)	2		
	66618-02	F	TUBE - Spacer, nose wheel (on axle tube)	2		
	66618-03	K	TUBE - Spacer, nose wheel (on axle tube)	2		
-22	86062-56	W	TUBE - Axle, nose wheel	1		
-23	85012-72	W	WASHER	1		
			A - Used on PA-28-140 with serial numbers 28-20002 to 28-7525244 inclusive, PA-28-150, PA-28-160 and PA-28-180 with serial numbers 28-1 to 28-7505177 inclusive, and PA-28-235 airplanes.			
			B - Used on PA-28-140 with serial numbers 28-7425001 and up, and PA-28-180 with serial numbers 28-7405001 and up.			
			C - Used on PA-28-235 with serial numbers 28-7410001 and up.			
			D - Used on PA-28-140 with serial numbers 28-7425001 and up, PA-28-180 with serial numbers 28-7405001 and up, and PA-28-235 with serial numbers 28-7410001 and up.			
			E - Used on PA-28-140 with serial numbers 28-20002 to 28-7325684 inclusive, PA-28-150, PA-28-160 and PA-28-180 with serial numbers 28-1 to 28-7305611 inclusive, and PA-28-235 with serial numbers 28-10003 to 28-7310187 inclusive.			
			F - Used with McCauley Model D-30625 Wheel Assembly only.			
			G - Used with Cleveland Model 38501 Wheel Assembly only.			
			H - Used on PA-28-140 with serial numbers 28-7525245 and up, and PA-28-180 with serial numbers 28-7505178 and up.			
			J - Used on PA-28-180 airplanes only.			
			K - Used with Cleveland Models 40-76B or 40-76F and McCauley Model D-30625 Wheel Assemblies only.			
			L - Used on PA-28-140 with serial numbers 28-7425001 and up, and PA-28-235 with serial numbers 28-7410001 and up.			
			W - These parts must be ordered from Service Spares Department, Piper Aircraft, Vero Beach, Florida.			

When ordering, always specify Part Number, Description, and Serial Number of Aircraft

PA-28-140
PA-28-150
PA-28-160
PA-28-180
PA-28-235

PIPER PARTS CATALOG

Figure and Index Number	Part Number	Code	NOMENCLATURE	No. Req.	SERIAL NUMBERS AFFECTED
33-24	63600-24	L	MOUNT ASSEMBLY - Engine and nose gear strut	1	28-1 to 28-220 inclusive
	63600-28		MOUNT ASSEMBLY - Engine and nose gear strut	1	28-221 to 28-507 inclusive
	63694-00	B	MOUNT ASSEMBLY - Engine and nose gear strut	1	
	65000-23	J	MOUNT ASSEMBLY - Engine and nose gear strut	1	28-10001 and up
	62297-00	C	MOUNT ASSEMBLY - Engine and nose gear strut	1	28-1761 to 28-5149 inclusive
	66662-14	H	MOUNT ASSEMBLY - Engine and nose gear strut	1	
-25	87358-04	P	DAMPENER ASSEMBLY - Shimmy	1	28-7305001 to 28-7305601
	456 015	N	DAMPENER ASSEMBLY - Shimmy (PS 50152 - 5)	1	
	456 017		DAMPENER ASSEMBLY - Shimmy (PS 50152-7)	1	
-26	452 334		* BEARING - Rod end (PS10020-1-6RX)	1	
-27	404 225	W	* NUT - (AN315-4R)	1	
	407 136	W	* WASHER - (AN936-A416)	1	
-27a	66750-00	M	CLAMP ASSEMBLY - Shimmy dampener	1	
-28	63329-04	A,D	STRUT ASSEMBLY - Nose wheel	1	
	79110-04	A,E	STRUT ASSEMBLY - Nose wheel	1	28-7425001 and up
	63329-08	A,K	STRUT ASSEMBLY - Nose wheel	1	28-7305001 to 28-7305611 incl.
	79110-05	A,K	STRUT ASSEMBLY - Nose wheel	1	28-7405001 and up
	65010-03	A,J	STRUT ASSEMBLY - Nose wheel	1	28-10003 to 28-7210033 inclusive
	65010-06	A,J	STRUT ASSEMBLY - Nose wheel	1	28-7310001 to 28-7310187 incl.
	65010-08	A,J	STRUT ASSEMBLY - Nose wheel	1	28-7410001 and up
	401 405	W	BOLT - (AN6-25A) Mount attachment, side	4	
	690 629	W	WASHER - (NAS1149F0663P) Mount attachment, side	AR	
	404 532	W	NUT - (MS21042-6) Mount attachment, side	4	
-30	401 415	G	BOLT - (AN6-35A) Mount attachment, top center	1	
	401 410	J	BOLT - (AN6-31A) Mount attachment, top center	1	
	690 629	W	WASHER - (NAS1149F0663P) Mount attachment, top center	AR	
	404 532	W	NUT - (MS21042-6) Mount attachment, top center	1	
-31	63327-00	F	ROD ASSEMBLY - Nose wheel control	2	
	63327-04	J	ROD ASSEMBLY - Nose wheel control	2	28-10003 to 28-11046 inclusive
	63327-10	J	ROD ASSEMBLY - Nose wheel control	2	28-11047 to 28-7310187 inclusive
-32	452 334		* BEARING - Rod end (PS10020-1-6RX)	2	
-33	404 225	W	* NUT - (AN315-4R)	2	
-34	63327-02	F	* TUBE - Rod assembly	1	
	63327-03	J	* TUBE - Rod assembly	1	28-10003 to 28-11046 inclusive
	63327-11	J	* TUBE - Rod assembly	1	28-11047 to 28-7310187 inclusive
			A- See Figure 33A for component parts.		
			B- Used on PA-28-150, PA-28-160 and PA-28-180 with serial numbers 28-508 to 28-1760 inclusive, and PA-28-140 with serial numbers 28-20002 to 28-24999 inclusive.		
			C- Used on PA-28-150, PA-28-160 and PA-28-180 airplanes only.		
			D- Used on PA-28-150, PA-28-160 and PA-28-180 with serial numbers 28-1 to 28-7205328 inclusive, and PA-28-140 with serial numbers 28-20002 to 28-7325684 inclusive.		
			E- Used on PA-28-140 airplanes only.		
			F- Used on PA-28-150, PA-28-160 and PA-28-180 with serial numbers 28-1 to 28-7305611 inclusive, and PA-28-140 with serial numbers 28-20002 to 28-7325684 inclusive.		
			G- Used on PA-28-150, PA-28-160, PA-28-180 and PA-28-140 airplanes only.		
			H- Used on PA-28-140 with serial numbers 28-25000 and up and PA-28-180 with serial numbers 28-5150 and up.		
			J- Used on PA-28-235 airplanes only.		
			K- Used on PA-28-180 airplanes only.		
			L- If Kit 754 428 has been installed, order part for serial numbers 28-221 to 28-507 inclusive.		
			M- Used if shock absorber is stamped with Monroe P/N18756.		
			N- Used on PA-28-150, PA-28-160, and PA-28-180 with serial numbers 28-508 to 28-7305611 inclusive, PA-28-140 with serial numbers 28-2002 and up, and PA-28-180 with serial numbers 28-7305001 and up.		
			P- Used on PA-28-150 and PA-28-160 with serial numbers 28-1 to 28-507 inclusive.		
			W- These parts must be ordered from Service Spares Department, Piper Aircraft, Vero Beach, Florida.		

When ordering, always specify Part Number, Description, and Serial Number of Aircraft

PIPER PARTS CATALOG

Figure and Index Number	Part Number	Code	NOMENCLATURE	No. Req.	SERIAL NUMBERS AFFECTED
33-35	63300-08	L	HORN ASSEMBLY - Nose wheel steering	1	
	65047-00	J	HORN ASSEMBLY - Nose wheel steering	1	28-10003 to 28-11039 inclusive
	69247-00	J	HORN ASSEMBLY - Nose wheel steering	1	28-11040 to 28-7310187 incl.
	76411-05	J	HORN ASSEMBLY - Nose wheel steering	1	28-7410001 and up
-36	13291-00	H,L	PLACARD - Oleo service instruction	1	
	580 881	L	PLACARD - Oleo service instruction (decal)	1	
	65368-00	J	PLACARD - Oleo service instruction (decal)	1	
-37	13090-00	B,W	CAP ASSEMBLY - Axle	2	
	35158-02	K,W	PLUG - Axle	2	
-38	13089-00	W	ROD - Axle (5/16" x 9 3/8")	1	
	401 456		BOLT - Axle (AN 6-76A)	1	
-39	13071-00	W	NUT	1	
-40	11473-40	W	PLATE	1	
-41	451 755	C,D,W	WHEEL ASSEMBLY - Nose (318501) Cleveland	1	
	551 766	C,E	WHEEL ASSEMBLY - Nose (40-76F) Cleveland	1	
	551 773	F,G	WHEEL ASSEMBLY - Nose (D-30625) McCauley	1	
-42	453 158	A,W	BOOT - (F-2131)	2	
			A- Used on PA-28-140 with serial numbers 28-20002 to 28-7325684 inclusive, PA-28-150, PA-28-160 and PA-28-180 with serial numbers 28-1 to 28-7305611 inclusive, and PA-28-235 with serial numbers 28-10003 to 28-7310187 inclusive.		
			B- Used with 5/16" x 9 3/8" axle.		
			C- Refer to Figure 36 for component parts.		
			D- Used on PA-28-150 and PA-28-160 with serial numbers 28-1 and up, PA-28-140 with serial numbers 28-20002 to 28-7225334 inclusive, PA-28-180 with serial numbers 28-671 to 28-7205243 inclusive, and PA-28-235 with serial numbers 28-10003 to 28-7210019 inclusive. Part is no longer available. Order Wheel Assembly, P/N 551 766, and two Spacer Bushings, P/N 66618-02, when replacing Model No. 38501 Wheel. Order P/N 551 766 Wheel only if Model No. 40-76B or 40-76F has been previously installed.		
			E- Used on PA-28-140 with serial numbers 28-7225335 and up, PA-28-180 with serial numbers 28-7205244 and up, and PA-28-235 with serial numbers 28-7210020 and up.		
			F- See Figure 36A for component parts.		
			G- Used on PA-28-150, PA-28-160 and PA-28-180 with serial numbers 28-1 and up), PA-28-140 with serial numbers 28-20002 and up and PA-28-235 with serial numbers 28-10003 and up.		
			H- Used when placard is attached with strap.		
			J- Used on PA-28-235 airplanes only.		
			K- Used with 3/8" x 8.20 axle.		
			L- Used on PA-28-150, PA-28-160, PA-28-180 and PA-28-140 airplanes only.		
			W- These parts must be ordered from Service Spares Department, Piper Aircraft, Lock Haven, Penna.		

When ordering, always specify Part Number, Description, and Serial Number of Aircraft

PIPER PARTS CATALOG

Figure and Index Number	Part Number	Code	NOMENCLATURE	No. Req.	SERIAL NUMBERS AFFECTED
33-43	63910-00	C	HOUSING - Seal ring retainer	2	
-44	63911-00	C	HOUSING - Seal ring	4	
-45	63912-00	C	PLATE - Trim	2	
-46	63925-00	C	RING - Spacer	2	
-47	63656-00	C	PACKING - Seal	2	
-48	35262-02	D	BUNGEE ASSEMBLY - Nose wheel	2	
-49	452 335	W	* BEARING - (PS10020-2-1RX) (1/4" female threads)	1	
	452 605		* BEARING - (NAS659-3-5) (5/16" male threads)	1	
-50	452 341		* BEARING - (PS10020-9-3)	1	
-50a	35538-00	J	SCREW - Bungee adjusting	2	
-51	35669-04	A	PLACARD - Turn limit	1	
	35669-10	B	PLACARD - Turn limit	1	
-52	35669-05		PLACARD - Turn limit pointer	1	
-53	400 450	E,W	BOLT - (AN3-17A)	1	
	401 269	F,W	BOLT - (AN3-10A)	1	28-10003 to 28-7310187 incl.
	400 452	F,W	BOLT - (AN3-11A)	1	28-7410001 and up
	690 612	W	WASHER - (NAS1149F0363P)	AR	
	690 609	F,W	WASHER - (NAS1149F0332P)	1	
	62833-101	F	WASHER - (.562 O.D.)	1	28-7410001 and up
	404 526	W	NUT - (MS21042-3)	1	
-54	400 058	W	BOLT - (AN3 -13)	1	
	690 609	W	WASHER - (NAS1149F0332P)	2	
	63900-41		BUSHING	1	
	404 100	W	NUT - (AN310-3)	1	
	424 051	W	COTTER PIN - (MS24665-132)	1	
-55	400 453	G	BOLT - (AN3-21A)	2	
	400 448	H,W	BOLT - (AN3-22A)	2	
	400 450	F,W	BOLT - (AN3-17A)	2	
	690 609	W	WASHER - (NAS1149F0332P)	2	
	690 612	F,W	WASHER - (NAS1149F0363P)	4	
	62833-101	F	WASHER - (.562 O.D.)	2	
	404 526	W	NUT - (MS21042-3)	2	
			A- Used on PA-28-150, PA-28-160 and PA-28-180 with serial numbers 28-1 to 28-3377 inclusive, PA-28-140 with serial numbers 28-20002 to 28-21845 inclusive, 28-21847, 28-21929, 28-21931, 28-21939 and 28-7425001 and up, and PA-28-235 with serial numbers 28-7410001 and up.		
			B- Used on PA-28-150, PA-28-160 and PA-28-180 with serial numbers 28-3378 to 28-7305611 inclusive, PA-28-140 with serial numbers 28-21846, 28-21930. 28-21935, 28-7325684 and up, and PA-28-235 with serial numbers 28-10001 to 28-7310187 inclusive.		
			C- Used on PA-28-140 with serial numbers 28-20002 to 28-7325684 inclusive, PA-28-150, PA-28-160 and PA-28-180 with serial numbers 28-1 to 28-7305611 inclusive, and PA-28-235 with serial numbers 28-10003 to 28-7310187 inclusive.		
			D- Used on PA-28-140 with serial numbers 28-7425001 and up, PA-28-180 with serial numbers 28-7405001 and up, and PA-28-235 with serial numbers 28-7410001 and up.		
			E- Used on PA-28-140, PA-28-150, PA-28-160 and PA-28-180 only.		
			F- Used on PA-28-235 only.		
			G- Used on PA-28-140 with serial numbers 28-20002 to 28 - 7325684 incl., and PA-28-150, PA- 28-160 and PA-28-180 with serial numbers 28-1 to 28-7305611 incl.		
			H- Used on PA-28-140 with serial numbers 28-7425001 and up, and PA-28-180 with serial numbers 28-7405001 and up).		
			J- Used with 1/4" female threaded rod end bearing.		
			W- These parts must be ordered from Service Spares Department, Piper Aircraft, Lock Haven. Penna.		

When ordering, always specify Part Number, Description, and Serial Number of Aircraft

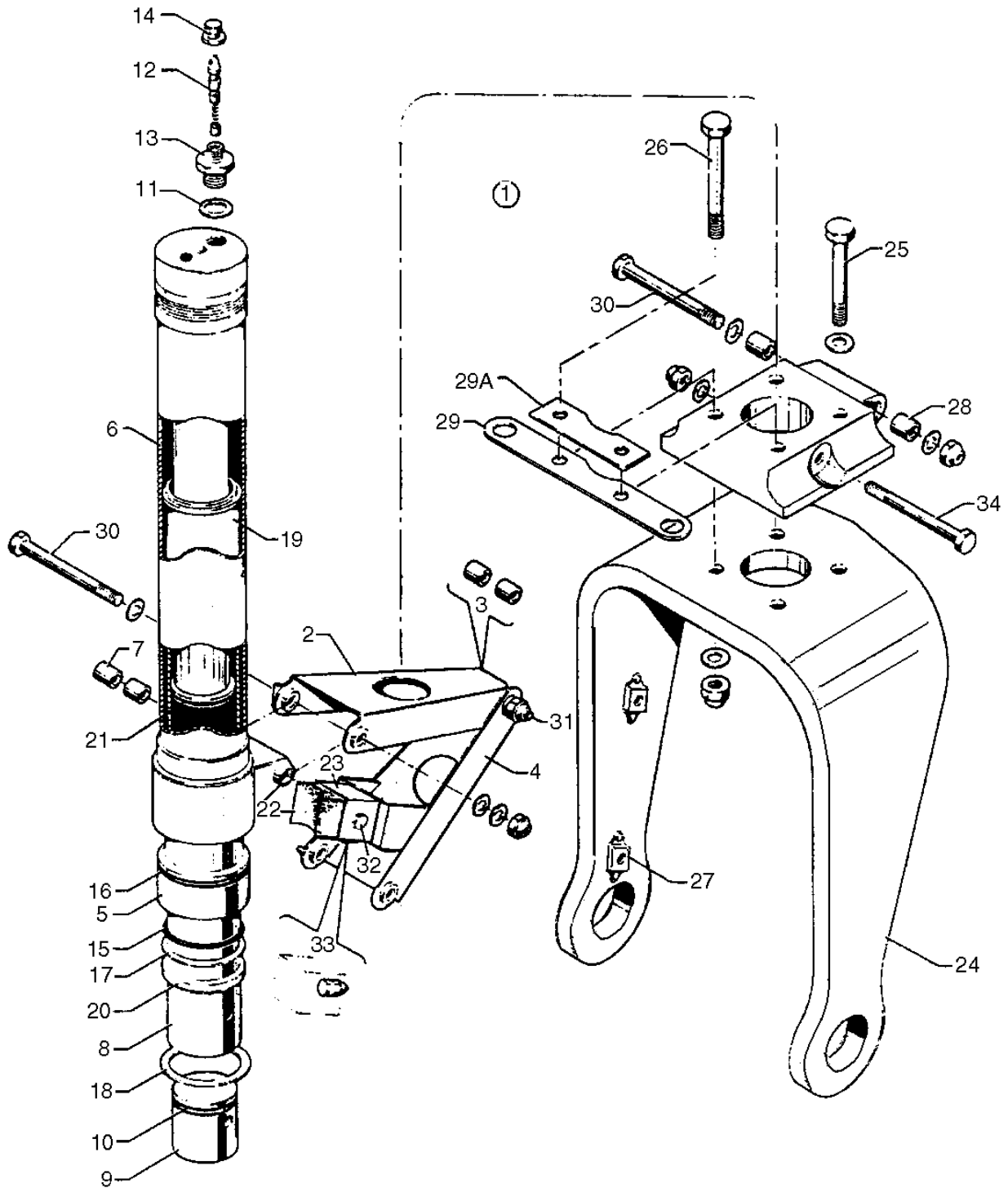


Figure 33A. Nose Gear Strut Assembly

PIPER PARTS CATALOG

Figure and Index Number	Part Number	Code	NOMENCLATURE	No. Req.	SERIAL NUMBERS AFFECTED
33A-1	63329-04	A	STRUT ASSEMBLY - Nose wheel (63330-00)	1	
	79110-04	B	STRUT ASSEMBLY - Nose wheel	1	28-7425001 and up
	63329-08	C	STRUT ASSEMBLY - Nose wheel	1	28-7305001 to 28-7305611 incl.
	79110-05	C	STRUT ASSEMBLY - Nose wheel	1	28-7405001 and up
	65010-03	D	STRUT ASSEMBLY - Nose wheel	1	28-10003 to 28-72110033 inclusive
	65010-06	O	STRUT ASSEMBLY - Nose wheel	1	28-7310001 to 28-7310187 incl.
	65010-08	D	STRUT ASSEMBLY - Nose wheel	1	28-7410001 and up
-2	13074-02	W	LINK ASSEMBLY - Nose wheel, upper	1	
-3	452 766		BUSHING - Insert (P32-4)	2	
-4	13074-03	E,W	LINK ASSEMBLY - Nose wheel, lower	1	
	63383-00	J	LINK ASSEMBLY - Nose wheel, lower	1	28-1681 to 28-2904 inclusive.
	63383-00	B	LINK ASSEMBLY - Nose wheel, lower	1	28-3032 and up 28-20081 to 28-21265 inclusive.
	65413-00	F	LINK ASSEMBLY - Nose wheel, lower	1	28-21393 and up 28-2905 to 28-3031 inclusive
	65413-00	B	LINK ASSEMBLY - Nose wheel, lower	1	28-21266 to 28-21392 inclusive
	65413-00	D	LINK ASSEMBLY - Nose wheel, lower	1	28-10353 and up
-5	66843-02		BEARING - Sleeve	1	
-6	65888-02	K	TUBE ASSEMBLY - Outer, upper	1	
	65007-03	K	TUBE ASSEMBLY - Outer, upper	1	28-10003 to 28-72110033 inclusive
	65007-03	K	TUBE ASSEMBLY - Outer, upper	1	28-7310001 and up
	65007-04	K	TUBE ASSEMBLY - Outer, upper	1	28-7305001 and up
	65828-06		TUBE ASSEMBLY	1	
-7	452 766		BEARING (P32-4)	2	
	67026-07		BUSHING - Shoulder	1	
-8	65280-00	H	TUBE - Inner, lower	1	
-9	15206-02		PLUG - Nose wheel oleo piston tube	1	
-10	484 733	W	RING - "O" piston tube (15207-00)	1	
-11	462 024	W	GASKET - Air valve (AN901 -5A)	1	
-12	455124	W	CORE - Air valve (AN809-1)	1	
-13	453124	W	VALVE - Air valve (AN812-1)	1	
-14	454 053	W	CAP - Air valve (AN813-1B)	1	
		A-	Used on PA-28-150, PA-28-160 and PA-28-180 with serial numbers 28-1 to 28-7205328 inclusive, and PA-28-140 with serial numbers 28-20002 to 28-7325684 inclusive.		
		B-	Used on PA-28-140 airplanes only.		
		C-	Used on PA-28-180 airplanes only.		
		D-	Used on PA-28-235 airplanes only.		
		E-	Used on PA-28-150, PA-28-160 and PA-28-180 with serial numbers 28-1 to 28-1680 inclusive, and PA-28-235 with serial numbers 28-10003 to 28-10352 inclusive.		
		F-	Used on PA-28-150, PA-28-160 and PA-28-180 airplanes only.		
		G-	Used on PA-28-150, PA-28-160 and PA-28-180 with serial numbers 28-1 to 28-7205328 inclusive, and PA-28-140 with serial numbers 28-20002 and up.		
		H-	If existing tube incorporates a welded plug, it will be necessary to order one each of Plug 15206-00 and "O" Ring 484 733 in addition to Tube 65280-00.		
		J-	Used on PA-28-150, PA-28-160 and PA-28-180 with serial numbers 28-1681 to 28-2904 inclusive, and 28-3032 and up.		
		K-	Before ordering tube assembly, ascertain if the top of the sleeve bearing (item No. 5) incorporates a .20 inch long by .028 inch deep chamfer in the outer diameter. If the chamfer does not exist, also order a new sleeve bearing P/N 66843-02.		
		W-	These parts must be ordered from Service Spares Department, Piper Aircraft, Lock Haven, Penna.		

When ordering, always specify Part Number, Description, and Serial Number of Aircraft

PIPER PARTS CATALOG

Figure and Index Number	Part Number	Code	NOMENCLATURE	No. Req.	SERIAL NUMBERS AFFECTED
33A-15	484 698	A,W	PACKING - "O" Ring (AN6227-27)	1	
	484 770	B	PACKING - Quad ring (4222)	1	
-16	462 050	W	PACKING - "O" Ring (AN6230-2)	1	
-17	494 025	W	WAS HER - Back-up (AN6246-27)	1	
-18	484 705	W	RING - Retaining (5000-200)	1	
-19	484 720	W	SNAP RING - (3478)	1	
-20	187 625	W	STRIP - Wiper (10V70) 51/4" L	1	
-21	484 683	C	RING - Piston (R1 9046)	1	
-22	79072-00		BLOCK - Nose wheel bumper	1	
-23	79071-00		BRACKET ASSEMBLY - Nose wheel bumper block	1	
-24	63329-06	D	FORK ASSEMBLY - Nose wheel (with block assembly)	1	
	65010-04	E	FORK ASSEMBLY - Nose wheel (with block assembly)	1	
	79110-03	F	FORK ASSEMBLY - Nose wheel (with block assembly)	1	
	76410-00	G	FORK ASSEMBLY - Nose wheel (with block assembly)	1	28-7410001 to 28-7510014 incl
	69770-03	G	FORK ASSEMBLY - Nose wheel (with block assembly)	1	28-7510015 to 28-7510077 incl.
	76410-00	G	FORK ASSEMBLY - Nose wheel (with block assembly)	1	28-7510078 and up
		A-	Used on PA-28-140 with serial numbers 28-20002 to 28-21639 inclusive, PA-28-150, PA-28-160 and PA-28-180 with serial numbers 28-1 to 28-3281 inclusive, and PA-28-235 with serial numbers 28-10003 to 28-10719 inclusive.		
		B-	Used on PA-28-140 with serial numbers 28-21640 and up, PA-28-150, PA-28-160 and PA-28-180 with serial numbers 28-3282 and up, and PA-28-235 with serial numbers 28-10720 and up.		
		C-	Used on PA-28-180 with serial numbers 28-7305001 and up, and PA-28-235 with serial numbers 28-7310001 and up.		
		D-	Used on PA-28-140 with serial numbers 28-20002 to 28-21265 inclusive, 28-21393 to 28-7325684 inclusive, PA-28-150, PA-28-160 and PA-28-180 with serial numbers 28-1 to 28-2904 inclusive, 28-3032 to 28-7305611 inclusive.		
		E-	Used on PA-28-140 with serial numbers 28-21266 to 28-21392 inclusive, PA-28-150, PA-28-160 and PA-28-180 with serial numbers 28-2905 to 28-3031 inclusive, and PA-28-235 with serial numbers 28-10003 to 28-7310187 inclusive.		
		F-	Used on PA-28-140 with serial numbers 28-7425001 and up, and PA-28-180 with serial numbers 28-7405001 and up.		
		G-	Used on PA-28-235 airplanes only.		
		W-	These parts must be ordered from Service Spares Department, Piper Aircraft, Lock Haven, Penna.		

When ordering, always specify Part Number, Description, and Serial Number of Aircraft

PIPER PARTS CATALOG

Figure and Index Number	Part Number	Code	NOMENCLATURE	No. Req.	SERIAL NUMBERS AFFECTED	
33A-25	401 195	A,W	BOLT - (AN5-17A)	2		
	401 400	B,W	BOLT - (AN6-20A)	2		
	690 619	A,W	WASHER - (NAS1149F0532P)	4		
	690 620	B,W	WASHER - (NAS1149F0632P)	4		
	405 421	A,W	NUT - (MS20145-5)	2		
-26	404 532	B,W	NUT - (MS21042-6)	2		
	401 359	F,W	BOLT - (AN5-20A)	2		
	401 361	C	BOLT - (AN5-22A)	2		
	401 403	B,W	BOLT - (AN6-23A)	2		
	690 619	A,W	WASHER - (NAS1149F0532P)	2		
	690 620	B,W	WASHER - (NAS1149F0632P)	2		
	404 421	A,W	NUT - (MS20145-5)	2		
	404 532	B,W	NUT - (MS21042-6)	2		
	-27	506 550	W	NUT - (Anchor (MS21059L4)	4	
	-28	80022-47	W	BUSHING - Insert	2	
-29	65276-00	D	LINK - Tow bar	1		
	65276-02	E	LINK - Tow bar	1		
-29a	65432-00	C	SPACER - Tow bar link	1		
-30	691 314	W	BOLT - (NAS6605-44)	2		
	690 628	W	WASHER - (NAS1149F0563P)	2		
	405 421	W	NUT - (MS20145-5)	2		
-31	401 359	W	BOLT - (AN5-20A)	1		
	690 628	W	WASHER - (NAS1149F0563P)	1		
	405 421	W	NUT - (MS20145-5)	1		
-32	401 273	W	BOLT - (AN3-14A)	1		
	690 612	W	WASHER - (NAS1149F0363P)	2		
	404 526	W	NUT - (MS21042-3)	1		
-33	400 438	W	BOLT - (AN3-4A)	1		
	690 612	W	WASHER - (NAS1149F0363P)	1		
	404 526	W	NUT - (MS21042-3)	1		
			A- Used on PA-28-140 with serial numbers 28-20002 to 28-21 265 inclusive, 28-21393 and up, PA-28-150, PA-28-1 60 and PA-28-180 with serial numbers 28-1 to 28-2904 inclusive, 28-3032 and up.			
			B- Used on PA-28-140 with serial numbers 28-21266 to 28-21392 inclusive, PA-28-150, PA-28-160 and PA-28-180 with serial numbers 28-2905 to 28-3031 inclusive, and PA-28-235 airplanes.			
			C- Used on PA-28-140 with serial numbers 28-7425001 and up, and PA-28-180 with serial numbers 28-7405001 and up.			
			D- Used on PA-28-235 airplanes only.			
			E- Used on PA-28-140, PA-28-150, PA-28-160 and PA-28-180 airplanes only.			
			F- Used on PA-28-140 with serial numbers 28-20002 to 28-21265 inclusive, 28-21393 to 28-7325684 inclusive, PA-28-150, PA-28-160 and PA-28-180 with serial numbers 28-1 to 28-2904 inclusive. 28-3032 to 28-7305611 inclusive.			
			W- These parts must be ordered from Service Spares Department, Piper Aircraft, Vero Beach, Florida.			

When ordering, always specify Part Number, Description, and Serial Number of Aircraft

PIPER PARTS CATALOG

Figure and Index Number	Part Number	Code	NOMENCLATURE	No. Req.	SERIAL NUMBERS AFFECTED
33A-34	401 330	A,W	BOLT - (AN4-32A)	1	
	401 371	B	BOLT - (AN5-32A)	1	28-7510015 to 28-7510077 Incl.
	690 611	A,W	WASHER - (NAS1149F0463P)	1	
	690 628	B,W	WASHER - (NAS1149F0563P)	1	28-7510015 to 28-7510077 incl.
	404 530	A,W	NUT - (MS21042-4)	1	
	405 421	B,W	NUT - (MS21045-5)	1	28-7510015 to 28-7510077 incl.
			A- Used on PA-28-140 with serial numbers 28-20002 and up, PA-28-150, PA-28-160 and PA-28-180 with serial numbers 28-1 and up, and PA-28-235 with serial numbers 28-10003 to 28-7510014 inclusive, 28-7510078 and up.		
			B- Used on PA-28-235 airplanes only.		
			W- These parts must be ordered from Service Spares Department, Piper Aircraft, Vero Beach, Florida.		

When ordering, always specify Part Number, Description, and Serial Number of Aircraft

PA-28-140
PA-28-150
PA-28-160
PA-28-180
PA-28-235

**2G23 THRU 2G24
INTENTIONALLY LEFT BLANK**

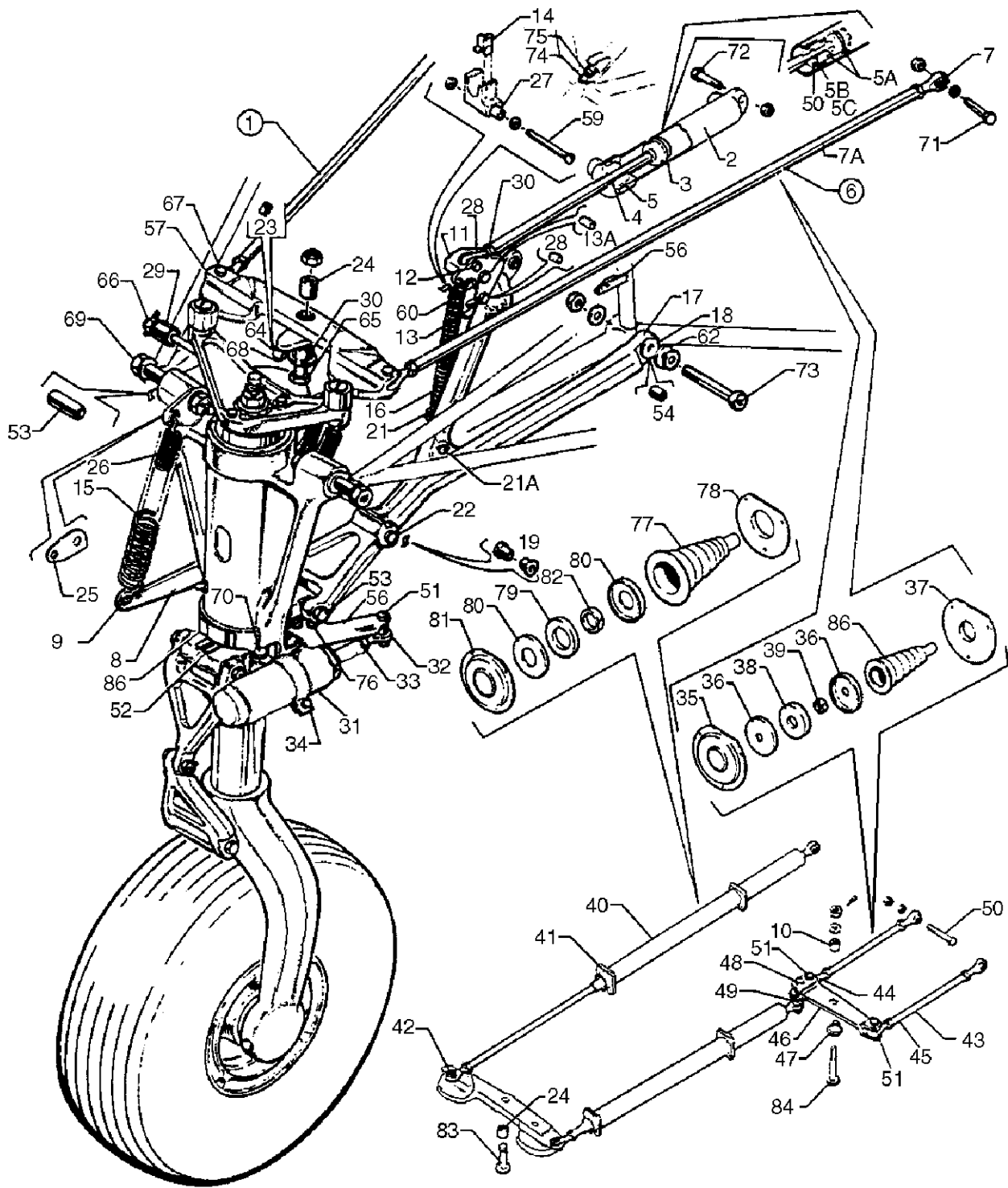


Figure 34. Nose Gear Installation

PIPER PARTS CATALOG

Figure and Index Number	Part Number	Code	NOMENCLATURE	No. Req.	SERIAL NUMBERS AFFECTED
34-	67147	D	DRAWING - Nose Landing Gear Installation		28R-7435001 and up
	76426	E	DRAWING - Nose Landing Gear Installation		
-1	67100-10	A	GEAR ASSEMBLY - Nose (less tire, tube and wheel assembly)	1	
-2	35797-03		CYLINDER - Hydraulic, nose gear (Gar-Kenyon P/N 94951)	1	
-3	752 595	G	"O" RING - (MS2B775-120)	1	
-4	752 585	G	"O" RING - (MS28775-110)	1	
-5	752 596	G	"O" RING - (MS28775-122)	1	
-5a	755 996	F	"O" RING - (AN6227-18)	2	
-5b	484 748	F	"O" RING - (AN6227-8)	1	
-5c	756 053	F	RING - Back-up (MS28782-8)	1	
-5d	755 998	F	RETAINER - Nose gear cylinder (MS16625-1118)	1	
-6	63327-08	D	ROD ASSEMBLY - Nose wheel control	2	
-7	452 334		BEARING - (PS10020-1-6RX)	2	
-7a	63327-09		TUBE - Rod assembly	1	
-8	67109-00		ARM ASSEMBLY - Nose gear spring	1	
-9	82732-99	W	BUSHING - Nose gear arm assembly	1	
-10	65003-15	E	BUSHING	1	28R-7435001 and up
-11	67150-03	H	DOWNLOCK ASSEMBLY - Nose gear	1	
-12	400 873		BOLT - (AN23-21A)	1	
	65003-30		SLEEVE	1	
	690 612	W	WASHER - (NAS1149F0363P)	1	
	404 526	W	NUT - (MS21042-3)	1	
-13	400 871		BOLT- (AN23-19A)	1	
	404 156	W	NUT - (MS21083N3)	1	
-13a	65003-37		SLEEVE	1	
-14	67752-02		CLIP - Switch actuator	1	
-15	67169-00		SPRING - Nose gear arm assembly, outer	1	
-16	67189 00		SPRING - Nose gear downlock	1	
-17	76426-03		LINK AND BRACE ASSEMBLY - Gear downlock	1	
-18	87319-03	C	BEARING - (F632-1)	2	
-19	87319-02		BEARING - (FF310-5)	2	
-20	63900-120		BUSHING - Upper drag brace assembly	1	
-21	61402-93		BUSHING - Upper drag brace assembly	1	
-21a	67598-00		BUSHING - Special	1	
		A-	See Figure 35 for component parts.		
		B-	Used on PA-28R-180 with serial numbers 28R-30005 to 28R-30481 inclusive, 28R-30483 to 28R-30878 inclusive.		
		C-	Used on PA-28R-180 with serial numbers 28R-30879 and up, and PA-28R-200 with serial numbers 28R-30482, 28R-35001 and up.		
		D-	Used on PA-28R-180 with serial numbers 28R-30005 to 28R-7130019 inclusive, and PA-28R-200 with serial numbers 28R-30482, 28R-35001 to 28R-7335455 inclusive.		
		E-	Used on PA-28R-200 airplanes only.		
		F-	Used with Syncro Devices Inc. Hydraulic Cylinder P/N SFA231-2 and SFA231-3 only.		
		G-	Used if Hydraulic Cylinder bears a nameplate with P/N 94951.		
		H-	Reference latest revision of Service Bulletin No. 866 on Back Up Landing Gear Extender Removal for PA-28R-180 with serial numbers 28R-30004 to 28R-7130013 inclusive and and PA-28R-200 with serial numbers 28R-35001 to 28R-7635545 inclusive. Also reference latest revision of SB No. 292, Landing Gear Modifications.		
		W-	These parts must be ordered from Service Spares Department, Piper Aircraft, Vero Beach, Florida.		

When ordering, always specify Part Number, Description, and Serial Number of Aircraft

PIPER PARTS CATALOG

Figure and Index Number	Part Number	Code	NOMENCLATURE	No. Req.	SERIAL NUMBERS AFFECTED
34-22	402 940	F	* BOLT - (NAS464P4-27)	2	
	690 611	W	* WASHER - (NAS1149F0463P)	5	
	404 393	W	* NUT - (AN320-4)	1	
	424 052	W	* COTTER PIN - (MS24665-134)	1	
-23	14976-16	W	BUSHING - Steering cam assembly, inner	1	
-24	65003-15		BUSHING - Steering cam assembly	1	
-25	38261-02	D	PLATE - Nose gear trunnion, downlock	1	
-26	67168-00		SPRING - Nose gear arm assembly, inner	1	
-27	67510-00		BEARING	1	
-28	452 729		BEARING - (PS10020-1-7RX)	1	
-29	452 386		BEARING - (NAS506-4)	1	
-30	67192-00		NUT - Cylinder rod end (Special)	1	
-31	456 016		DAMPENER ASSEMBLY - Nose wheel shimmy (Ps 50152-6)	1	
-32	452 860		* BEARING - Rod end (PS 10020-1-2RX)	1	
	404 322	W	* NUT - Shimmy dampener (AN316-4R)	1	
-33	408 051		* WASHER - (MS35333-40)	1	
-34	67244-00	E	CLAMP ASSEMBLY - Shimmy dampener	1	
-35	63910-02		HOUSING - Seal ring retainer	2	
-36	63911-00		HOUSING - Seal ring	4	
-37	63912-00		PLATE - Trim	2	
-38	63925-00		RING - Spacer	2	
-39	63656-00		PACKING - Seal	2	
-40	76425-00	A	BUNGEE ASSEMBLY - Nose wheel, left	1	28R-7435001 and up
	76425-02	A	BUNGEE ASSEMBLY - Nose wheel, right	1	28R-7435001 and up
-41	62832-02	A	* CLIP - Bungee	1	28R-7435001 and up
-42	452 334		BEARING - (PS10020-1-6RX)	2	
-43	63327-23	A	ROD ASSEMBLY - Nose wheel control	2	28R-7435001 and up
-44	452 334		* BEARING - (PS10020-1-6RX)	2	
-45	63327-22	A	* TUBE - Rod assembly,	1	28R-7435001 and up
-46	76407-03	A	BELLCRANK ASSEMBLY - Nose wheel steering	1	28R-7435001 and up
-47	452 445	A	* BEARING - (FF600-5)	1	28R-7435001 and up
-48	401 274	A,W	* BOLT - (AN3-15A)	1	28R-7435001 and up
	407 584	A,W	* WASHER - (AN960-10L)	AR	28R-7435001 and up
	404 526	A,W	* NUT - (MS21042-3)	1	28R-7435001 and up
-49	63900-41		* BUSHING - Bellcrank	1	28R-7435001 and up
-50	401 274	A,W	BOLT - (AN3-15A)	3	28R-7435001 and up
	690 609	A,W	WASHER - (NAS1149F0332P)	3	28R-7435001 and up
	404 526	A,W	NUT - (MS21042-3)	3	28R-7435001 and up
-51	401 269	A,W	BOLT - (AN3-10A)	2	28R-7435001 and up
	690 609	A,W	WASHER - (NAS1149F0332P)	2	28R-7435001 and up
	404 526	A,W	NUT - (MS21042-3)	2	28R-7435001 and up
-52	35669-05		PLACARD - Turn limit pointer	1	
-53	65003-46	C	BUSHING	2	
-54	65003-45		BUSHING	2	
-55	67751-00	B	BRACKET - Switch mounting	1	
-56	67114-00		BRACKET ASSEMBLY - Shimmy dampener	1	

- A- Used on PA-28R-200 airplanes only.
 B- Used on PA-28R-180 with serial numbers 28R-30005 to 28R-31124 inclusive, and PA-28R-200 with serial numbers 28R-35001 to 28R-35356 inclusive.
 C- Used on PA-28R-180 with serial numbers 28R-30005 to 28R-7130019 inclusive, and PA-28R-200 with serial numbers 28R-30482, 28R-35001 to 28R-7635489 inclusive.
 D- Used if Nose Gear Trunnion Modification Kit 761 074 has been installed per Service Bulletin 510.
 E- Used if shock absorber is stamped with Monroe P/N18737.
 F- Reference latest revision to Service Bulletin 1156.
 W- These parts must be ordered from Service Spares Department. Piper Aircraft. Lock Haven, Penna.

When ordering, always specify Part Number, Description, and Serial Number of Aircraft

PIPER PARTS CATALOG

Figure and Index Number	Part Number	Code	NOMENCLATURE	No. Req.	SERIAL NUMBERS AFFECTED
34-57	67155-00	A	CAM ASSEMBLY - Steering	1	
	76409-00	D	CAM ASSEMBLY - Steering	1	28R-7435001 and up
-58	452 445		BEARING - (FF600-5)	1	
-59	400 886		BOLT- (AN23-34A)	1	28R-30005 to 28R-30342 incl.
	400 885		BOLT- (AN23-36A)	1	28R-30343 and up
	690 612	W	WASHER - (NAS1149F0363P)	1	
	404 526	W	NUT - (MS21042-3)	1	
-60	691 308		BOLT- (NAS6604D17)	1	
	690 611	W	WASHER - (NAS1149F0463P)	AR	
	404 101	W	NUT - (AN310-4)	1	
	424 052	W	COTTER PIN - (AN380-2-3)	1	
-61	400 108	W	BOLT- (AN4-13)	1	
	690 613	W	WASHER - (NAS1149F0432P)	1	
	404 101	W	NUT - (AN310-4)	1	
	424 051	W	COTTERPIN - (AN380-2-2)	1	
-62	62833-87		WASHER - (Teflon)	2	
-63	400 191		BOLT- (AN5-51)	1	
	690 619	W	WASHER - (NAS1149F0532P)	2	
	690 619	W	WASHER - (NAS1149F0532P)	1	
	404 102	W	NUT - (AN310-5)	1	
	424 052	W	COTTER PIN - (AN380-2-3)	1	
-64	14976-15	W	BUSHING - Sleering cam assembly, outer	1	
-65	400 761	A,W	BOLT- (AN26-251)	1	
	404 395	A,W	NUT - (AN320-6)	1	
	424 060	A,W	COTTERPIN - (AN380-3-4)	1	
-66	400 723		BOLT- (AN24-42)	1	
	80122-20	W	WASHER - (.75 O.D.)	2	
	404 101	W	NUT- (AN310-4)	1	
	424 052	W	COTTER PIN - (AN380-2-3)	1	
-67	401 269	W	BOLT- (AN3-10A)	2	
	404 526	W	NUT - (MS21042-3)	2	
-68	411 551		SCREW - (MS35207-282)	1	
-69	691 339	C	BOLT - (NAS6608D40)	2	
	400 272	B	BOLT - (AN7-32)	2	
	690 627	C,W	WASHER - (NAS1149F0832P)	2	
	407 56B	B,W	WASHER - (AN960-716)	2	
	404 105	C,W	NUT - (AN310-8)	2	
	404 124	B,W	NUT- (AN310-C7)	2	
	424 060	C	COTTER PIN - (MS24665-285)	2	
	424 061	B,W	COTTER PIN - (MS24665-287)	2	
-70	400 112	W	BOLT - (AN4-17)	1	
	690 613	W	WASHER - (NAS1149F0432P)	3	
	404 393	W	NUT - (AN320-4)	1	
	424 051	W	COTTER PIN - (AN380-2-2)	1	

- A- Used on PA-28R-180 with serial numbers 28R-30005 to 28R-7130019 inclusive, and PA-28R-200 with serial numbers 28R-30482, 28R-35001 to 28R-7335455 inclusive.
- B- Used on PA-28R-180 with serial numbers 28R-30879 and up, and PA-28R-200 with serial numbers 28R-30482, 28R-35001 and up.
- C- Used on PA-28R-180 with serial numbers 28R-30005 to 28R-30481 inclusive, 28R-30483 to 28R-30878 inclusive.
- D- Used on PA-28R-200 airplanes only.
- W- These parts must be ordered from Service Spares Department, Piper Aircraft, Vero Beach, Florida.

When ordering, always specify Part Number, Description, and Serial Number of Aircraft

PIPER PARTS CATALOG

Figure and Index Number	Part Number	Code	NOMENCLATURE	No. Req.	SERIAL NUMBERS AFFECTED
34-71	401 274	A,W	BOLT - (AN3-15A)	2	
	690 609	A,W	WASHER - (NAS1149F0332P)	2	
	404 526	A,W	NUT - (MS21042-3)	2	
-72	400 443	W	BOLT - (AN3-12A)	1	
	690 612	W	WASHER - (NAS1149F0363P)	2	
	404 526	W	NUT - (MS21042-3)	1	
-73	400 218	W	BOLT - (AN6-25)	2	
	62833-43	C,B	WASHER	2	
	62833-87	B	WASHER - (Teflon)	2	
	690 620	W	WASHER - (NAS1149F0632P)	2	
	404 103	C,W	NUT - (AN310-6)	2	
	404 123	B	NUT - (AN310-C6)	2	
	424 060	W	COTTER PIN - (M524665-285)	2	
-74	554 005	F	CAP - Bolt (519) nose gear stop	1	28R-30215 and up
-75	453 199		BOLT - (1/4 - 20 x1) Nose gear stop	1	
	37970-02		STOP ASSEMBLY - (5/16 -18 x1.95)	1	
	407 044	F,W	WASHER - Lock (MS35338-44)	1	
	407 045	G,W	WASHER - Lock (MS35338-45)	1	
	690 628	G,W	WASHER - (NAS1149F0563P)	1	
	405 454	F,W	NUT - (MS35649-2252)	1	
	404 451	G	NUT - (MS35649-2312)	1	
-76	400 440	W	BOLT - (AN3-6A)	2	
	407 564	W	WASHER - (AN960-10)	2	
	404 526	W	NUT- (MS21042-3)	2	
-77	35270-00	D	BOOT- Nose wheel bungee	1	28R-7435001 and up
-78	35281-00	D	PLATE - Bungee seal	1	28R-7435001 and up
-79	35282-00	D	RING - Bungee seal	1	28R-7435001 and up
-80	35283-00	D	HOUSING - Bungee seal	2	28R-7435001 and up
-81	35284-02	D	HOUSING - Bungee seal	1	28R-7435001 and up
-82	63656-02	D	PACKING - Seal	1	28R-7435001 and up
-83	400 762	D	BOLT - (AN26-24A)	1	28R-7435001 and up
	404 532	D,W	NUT - (MS21042-6)	1	28R-7435001 and up
-84	400 774	D	BOLT - (AN26-40)	1	28R-7435001 and up
	690 620	D,W	WASHER - (NAS1149F0632P)	1	28R-7435001 and up
	404 395	D W	NUT - (AN320-6)	1	28R-7435001 and up
	424 060	D W	COTTER PIN - (AN380-3-4)	1	28R-7435001 and up
-85	35669-08		PLACARD - Turn limit	1	
-86	453 158	W	BOOT - (F2131)	2	
			A- Used on PA-28-180 with serial numbers 2BR-30005 to 28R-7130019 inclusive, and PA-28R-200 with serial numbers 28R-30482 28R-35001 to 28R-7335455 inclusive.		
			B- Used on PA-28R-180 with serial numbers 28R-30879 and up, and PA-28R-200 with serial numbers 28R-30482, 28R-35001 and up.		
			C- Used on PA-28R-180 with serial numbers 28R-30005 to 28R-30481 inclusive, 28R-30483 to 28R-30878 inclusive.		
			D- Used on PA-28R-200 airplanes only.		
			E- Used if Nose Gear Trunnion Modification Kit 761 074 has been installed per Service Bulletin 510.		
			F- Used with 1/4 - 20 x1 nose gear stop bolt only.		
			G- Used with 5/16 -18 x1.95 nose gear stop assembly only.		
			W- These parts must be ordered from Service Spares Department, Piper Aircraft, Vero Beach, Florida.		

When ordering, always specify Part Number, Description, and Serial Number of Aircraft

PIPER PARTS CATALOG

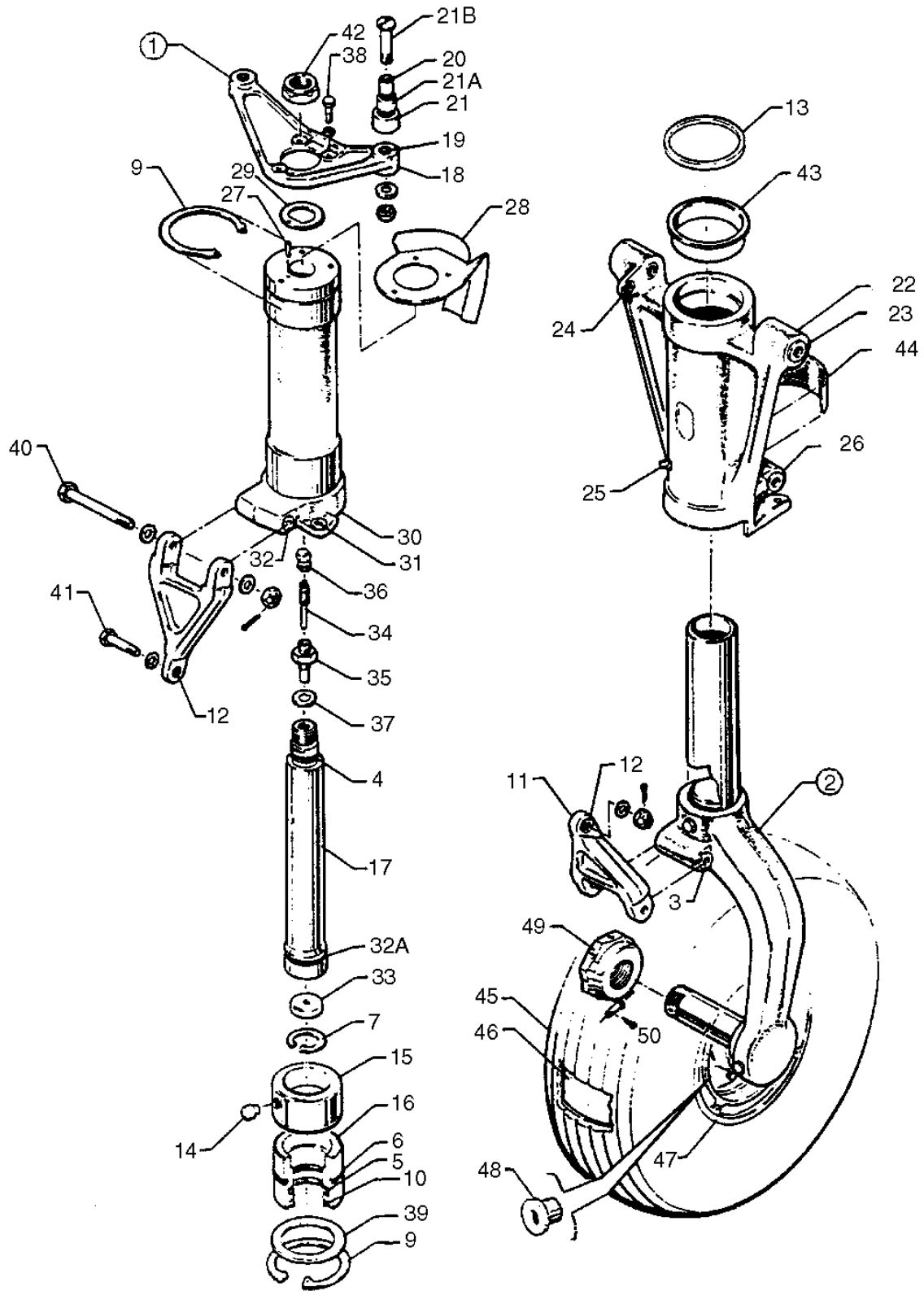


Figure 35. Nose Gear Assembly

PIPER PARTS CATALOG

Figure and Index Number	Part Number	Code	NOMENCLATURE	No. Req.	SERIAL NUMBERS AFFECTED
35-	67147		DRAWING - Nose Landing Gear Installation		
-1	67100-10		GEAR ASSEMBLY - Nose (less tire, tube and wheel assembly)	1	
-2	67050-07		STRUT ASSEMBLY - Nose gear, lower	1	
-3	452 448	C	BEARING - (FF-411-4)	2	
	67026-07	D	BEARING	2	
-4	484 790		"O" RING - (MS28775-210)	1	
-5	484 799		"O" RING - (MS28775-327)	1	
-6	462 034	W	"O" RING - (AN6230-5)	1	
-7	484 684		RING - Snap (N5000-118MD)	1	
-8	484 685		RING - Snap (N5000-250MD)	1	
-9	484 723	W	RING - Snap (5100-268)	1	
-10	187 630		STRIP - Wiper (PAH4615SHDI750)	1	
-11	106680-02		LINK ASSEMBLY - Nose gear torque	2	
	105041-02		LINK ASSEMBLY - Nose gear torque	2	
-12	452 366		BEARING - (F-310-5)	1	
-13	62833-45		SPACER - Trunnion	AR	
-14	20784-00	W	PIN - Bearing retaining	2	
-15	67909-00		BEARING - Strut tube, upper	1	
-16	67755-00		BEARING - Strut tube, lower	1	
-17	21712-02	W	TUBE - Nose gear orifice	1	
-18	44386-03		ARM ASSEMBLY - Nose wheel steering	1	
-19	14976-11	W	BUSHING - Arm assembly	2	
-20	63900-109		BUSHING - Nose gear, inner (.789 long)	2	
-21	63900-122		BUSHING - Nose gear, outer (.750 long)	2	
-21a	452 477		BEARING - Sleeve, center (.750 long)	2	
-21b	400 744		BOLT - (AN25-30A)	2	
	407 586	W	WASHER - (AN960-516L)	2	
	404 531	W	NUT - (MS21042-5)	2	
-22	67054-03	E	TRUNNION ASSEMBLY - Nose gear	1	
-23	452 447	A	BEARING - (FF602-5)	2	
	67026-11	A	BEARING	4	28R-7635489 and up
-24	95061-144	W	BUSHING - Trunnion assembly	1	
-25	460 823	W	FITTING - Grease (AS15001-1-P)	1	
-26	452 448	C	BEARING - (FF411-4)	2	
	67026-07	D	BEARING	2	
-27	480 700	W	PIN - Roll (59-022-094-0375)	1	
-28	67107-00		BRACKETT - Nose gear aligner guide	1	
-29	21710-00	W	WASHER - Nose gear lock	1	
		A-	If 4 bushings are installed, order four each of part number 67026-011. If 2 bushings are installed, order 2 each of part number 452-447.		
		C-	Used on PA-28R-180 with serial numbers 28R-30005 to 28R-30481 inclusive, 28R-30483 to 28R-31279 inclusive, and PA-28R-200 with serial numbers 28R-30482, 28R-35001 to 28R-7135062 inclusive.		
		D-	Used on PA-28R-180 with serial numbers 28R-7130001 and up, and PA-28R-200 with serial numbers 28R-7135063 and up.		
		E-	Reference latest revision to Service Bulletin 510b on Nose Landing Gear Trunnion Modification using Kit No. 761 074V. The kit is used on PA28R-200 aircraft with serial numbers 28R-76850001 to 28R-7635432.		
		W-	These parts must be ordered from Service Spares Department, Piper Aircraft, Vero Beach, Florida.		

When ordering, always specify Part Number, Description, and Serial Number of Aircraft

PIPER PARTS CATALOG

Figure and Index Number	Part Number	Code	NOMENCLATURE	No. Req.	SERIAL NUMBERS AFFECTED
35-30	67148-00		TUBE ASSEMBLY - Nose gear strut, upper	1	
-31	21831-04	W	** BEARING - Tube assembly, nose gear strut	1	
-32	452 448	E	** BEARING - (FF-411-4)	2	
	67026-07	D	** BEARING	2	
-32a	484 828	W	* RING - Compression (R1 9047)	1	
-33	67245-00		* PLATE - Orifice	1	
-34	455 124	W	* CORE - Air valve (AN809-1)	1	
-35	453 124	W	* BODY - Air valve (AN812-1)	1	
-36	454 053	W	* CAP - Air valve (AN813-1B)	1	
-37	462 024	W	* GASKET - Air valve (AN901-5A)	1	
-38	401 265	W	* BOLT- (AN3-H7A)	3	
	690 612	W	* WASHER - (NAS1149F0363P)	3	
-39	80122-88	W	* WASHER - Nose gear	1	
-40	691 315	W	* BOLT - (NAS6605D46)	1	
	690 619	W	* WASHER - (NAS1149F0532P)	2	
	404 102	W	* NUT - (AN310-5)	2	
	424 052	W	* PIN - Cotter (AN380-2-3)	2	
-41	691 334	W	* BOLT - (NAS6604D15)	1	
	690 613	W	* WASHER - (NAS1149F0432P)	1	
	690 611	W	* WASHER - (NAS1149F0463P)	2	
	404 101	W	* NUT- (AN310-4)	1	
	424 052	W	* PIN - Cotter (AN380-2-3)	1	
-42	404 840	W	* NUT - (MS20364-1414C)	1	
-43	67758-00	F	BUSHING - Trunnion assembly	2	
-44	20781-00	W	PLACARD - Oleo service instructions	1	
-45	451 728		TIRE - (5.00 x 5, 4 ply) McCreary	1	
	761 974	W	TIRE - (5.00 x 5, 4 ply) B. F. Goodrich	1	
-46	451 739		TUBE - (5,00 x 5)	1	
-47	551 792	A	WHEEL ASSEMBLY - (40-788) Cleveland	1	
	551 772	C	WHEEL ASSEMBLY - (D-30500) McCauley	1	
-48	758 397	B	BUSHING - Valve stem (A-30653)	1	
-49	67106-00		NUT - Nose gear axle	1	
-50	424 146		PIN - (MS20392-1C19)	1	
	690 668		WASHER - (NAS1149FN432P)	1	
	424 052	W	COTTER PIN - (MS24665-134)	1	
			A- See Figure 36 for component parts.		
			B- Used with McCauley Nose Wheel only.		
			C- See Figure 36B for component parts.		
			D- Used on PA-28R-180 with serial numbers 28R-7130001 and up, and PA-28R-200 with serial numbers 28R-7135063 and up.		
			E- Used on PA-28R-180 with serial numbers 28R-30005 to 28R-30481 inclusive, 28R-30483 to 28R-31279 inclusive, and PA-28R-200 with serial numbers 28R-30482, 28R-35001 to 28R-7135062 inclusive.		
			F- Ascertain I.D.. of trunnion assembly hole before ordering bushings. If a 2.81 I.D. x .62 deep hole is reamed in both ends of trunnion assembly, bushings are required. If a 2.69 I.D. hole is reamed thru entire length of trunnion assembly, bushings are not required.		
			W- These parts must be ordered from Service Spares Department, Piper Aircraft, Lock Haven, Penna.		

When ordering, always specify Part Number, Description, and Serial Number of Aircraft

2H9
INTENTIONALLY LEFT BLANK

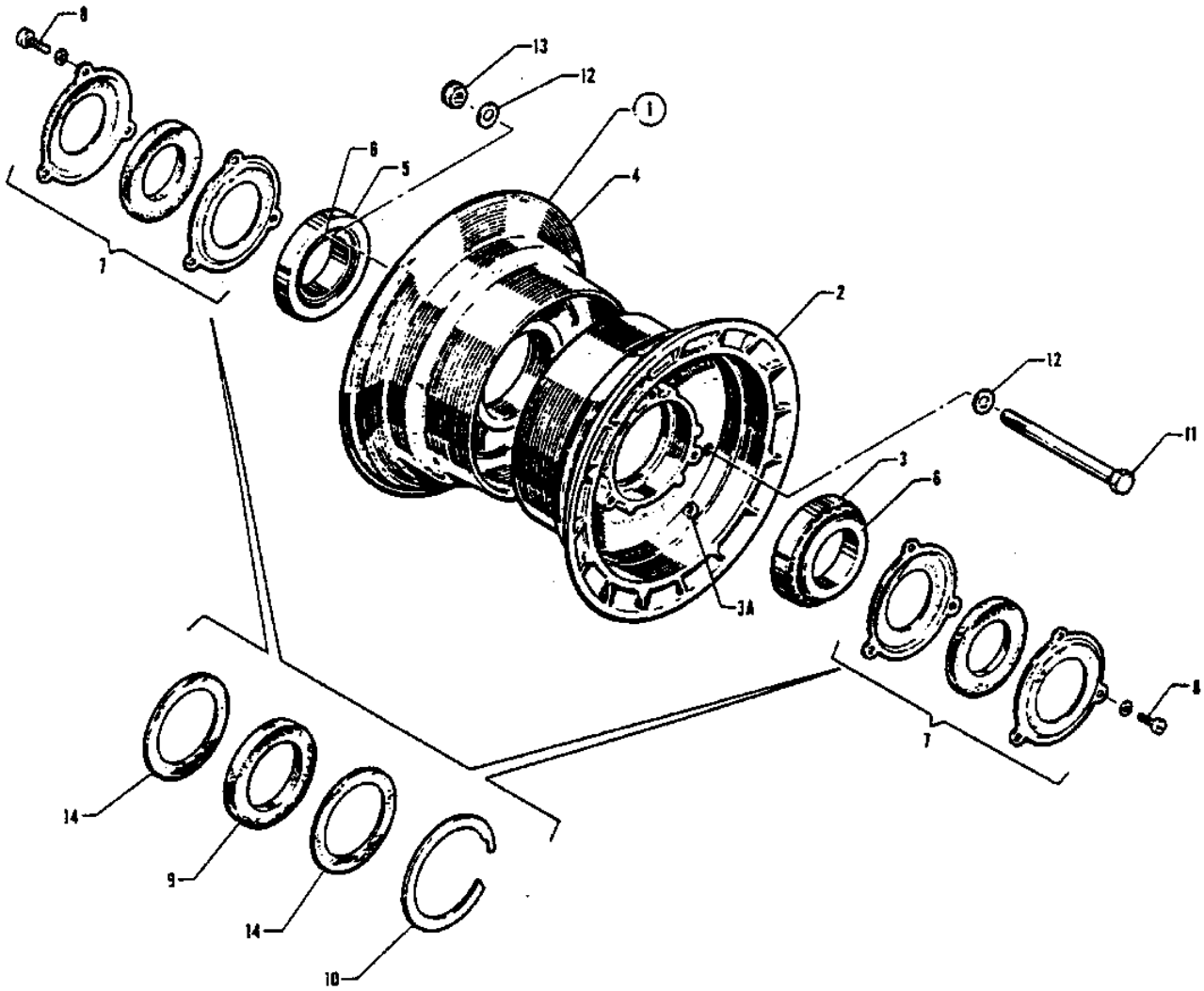


Figure 36. Nose Wheel Assembly (Cleveland)

PIPER PARTS CATALOG

Figure and Index Number	Part Number	Code	NOMENCLATURE	No. Req.	SERIAL NUMBERS AFFECTED
36-1	451 755	A,W	WHEEL ASSEMBLY - Nose (Cleveland 38501)	1	
	551 766	E	WHEEL ASSEMBLY - Nose (Cleveland 40-76F)	1	
	551 792	B	WHEEL ASSEMBLY - Nose (Cleveland 40-77B)	1	
-2	753 128	C,W	WHEEL HALF ASSEMBLY - Outer (3041A) (with valve hole)	1	
	756 665	F	WHEEL HALF ASSEMBLY - Outer (162-45) (with valve hole)	1	
	756 667	D	WHEEL HALF ASSEMBLY - Outer (162-53) (with valve hole)	1	
-3	751 494	C,F,W	CUP - Bearing (13836)	1	
	757 831	D	CUP - Bearing (08231)	1	
-3a	755 048	D	GROMMET - (217-00100)	1	
-4	753 129	C,W	WHEEL HALF ASSEMBLY - inner (3045A)	1	
	756 666	F	WHEEL HALF ASSEMBLY - inner (161-47)	1	
	756 668	D	WHEEL HALF ASSEMBLY - inner (161-55)	1	
-5	751 494	C,F,W	CUP - Bearing (13836)	1	
	757 831	D	CUP - Bearing (08231)	1	
-6	751 489	C,F,W	BEARING - Cone (13889)	2	
	758 733	D,W	BEARING - Cone (08125)	2	
-7	752 882	C,W	GREASE SEAL ASSEMBLY - (B39001)	2	
-8	756 129	C,W	SCREW - (8-32 x1 /2)	3	
	408 043	C,W	WASHER - (MS35333-38)	3	
-9	754 804	D	FELT - Grease seal (154-6)	2	
	751 819	F,W	FELT - Grease seal (154-14)	2	
-10	756 008	D	RING - Snap (155-2)	2	
	752 830	F,W	RING - Snap (3023)	2	
-11	751 384	C,W	BOLT - Wheel (AN4-36A)	3	
	751 405	F,W	BOLT - Wheel (AN5-35A)	3	
	400 015	D,W	BOLT - Wheel (AN4-22A)	3	
-12	690 611	C,D,W	WASHER - Wheel bolt (NAS1149F0463P)	6	
	407 566	F,W	WASHER - Wheel bolt (AN960-516)	6	
-13	404 530	C,D,W	NUT - Wheel bolt (MS21042-4)	3	
	405 421	F,W	NUT - Wheel bolt (MS21042-5)	3	
-14	756 007	D	RING - Grease seal (153-8)	4	
	755 964	F,W	RING - Grease seal (153-9)	4	
			A- Used on PA-28-150 and PA-28-160 with serial numbers 28-1 and up, PA-28-140 with serial numbers 28-20002 to 28-7225334 inclusive, PA-28-180 with serial numbers 28-671 to 28-7205243 inclusive, and PA-28-235 with serial numbers 28-10003 to 28-7210019 inclusive. Part is no longer available. Order Wheel Assembly, P/N 551 766, and two Spacer Bushings, P/N 66618-02, when replacing Model No. 38501 Wheel. Order P/N 551 766 Wheel only if Model No. 40-76B or 40-76F has previously been installed.		
			B- Used on PA-28R-180 and PA-28R-200 airplanes only.		
			C- Used on model 38501 Wheel Assembly only.		
			D- Used on Model 40-77A or 40-77B Wheel Assembly only.		
			E- Used on PA-28-140 with serial numbers 28-7225335 and up, PA-28-180 with serial numbers 28-7205244 and up, and PA-28-235 with serial numbers 28-7210020 and up.		
			F- Used on Model 40-76B or 40-76F Wheel Assembly only.		
			W - These parts must be ordered from Service Spares Department, Piper Aircraft, Vero Beach, Florida.		

When ordering, always specify Part Number, Description, and Serial Number of Aircraft

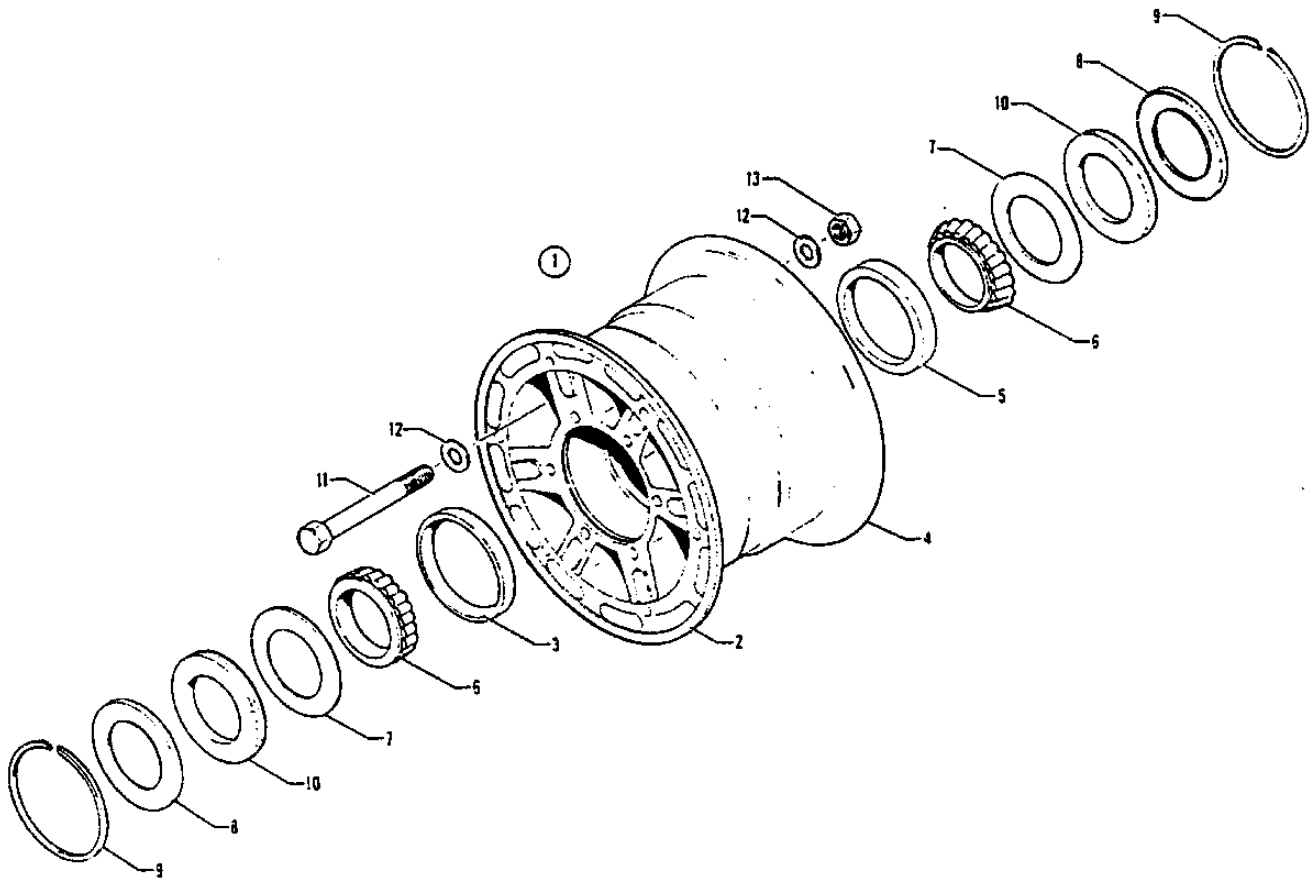


Figure 36A. Nose Wheel Assembly (McCauley)

PIPER PARTS CATALOG

Figure and Index Number	Part Number	Code	NOMENCLATURE	No. Req.	SERIAL NUMBERS AFFECTED
36A-1	551 773		WHEEL ASSEMBLY - Nose (D-30625)	1	
-2	756 688		WHEEL - Half, inner (C-30608)	1	
-3	763 216		CUP - Bearing (A-30079-1)	1	
-4	756 687		WHEEL - Half, outer (C-30605)	1	
-5	763 216		CUP - Bearing (A-30079-1)	1	
-6	758 392		BEARING - Cone (A-30079-2)	2	
-7	762 559		RETAINER - (A-30015)2		
-8	762 558	W	RETAINER - (A-30014)	2	
-9	762 562		RING - Retainer (A-1636-24)	2	
-10	754 855		FELT - Retainer (A-30010)	2	
-11	758 394		BOLT - (A-2513-75)	3	
-12	756 685		WASHER - (A-1638-1)	6	
-13	752 571		NUT - (A-1639-1)	3	
			W- These parts must be ordered from Service Spares Department, Piper Aircraft, Lock Haven, Penna.		

When ordering, always specify Part Number, Description, and Serial Number of Aircraft

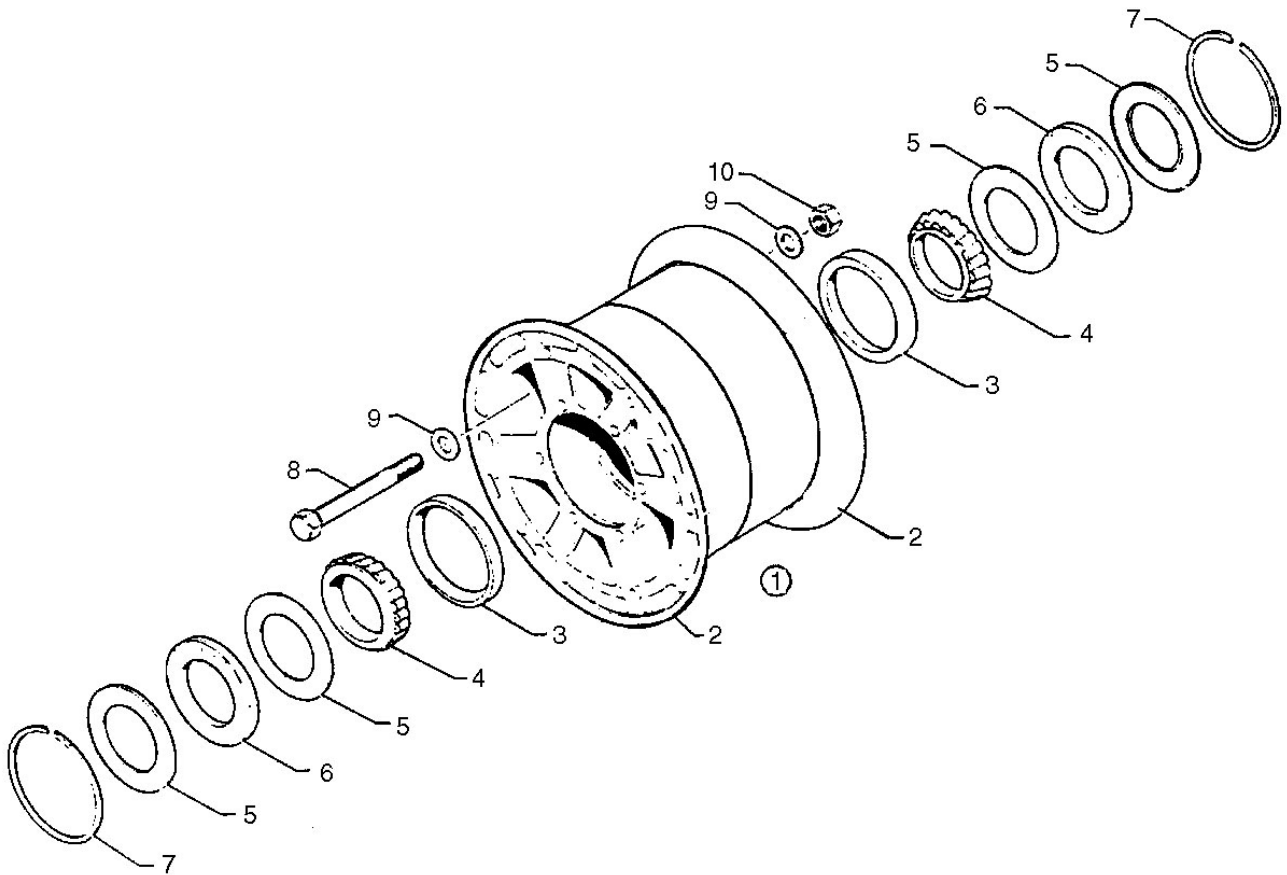


Figure 36B. Nose Wheel Assembly (McCauley)

PIPER PARTS CATALOG

Figure and Index Number	Part Number	Code	NOMENCLATURE	No. Req.	SERIAL NUMBERS AFFECTED
36B-1	551 772		WHEEL ASSEMBLY - Nose (D-30500)	1	
-2	756 686		WHEEL - Half (C-330598)	2	
-3	763 215		CUP - Bearing (A-30078-1)	1	
-4	758 391		BEARING - Cone (A-30078-2)	2	
-5	762 560		RETAINER - (A-30048)	4	
-6	754 856		FELT- (A-30047)	2	
-7	762 561		RING - Retaining (A-1636-23)	2	
-8	758 393		BOLT - (A-2513-73)	3	
-9	756 685		WASHER - (A-1638-1)	6	
-10	752 571		NUT - (A-1639-1)	3	

When ordering, always specify Part Number, Description, and Serial Number of Aircraft

PIPER PARTS CATALOG

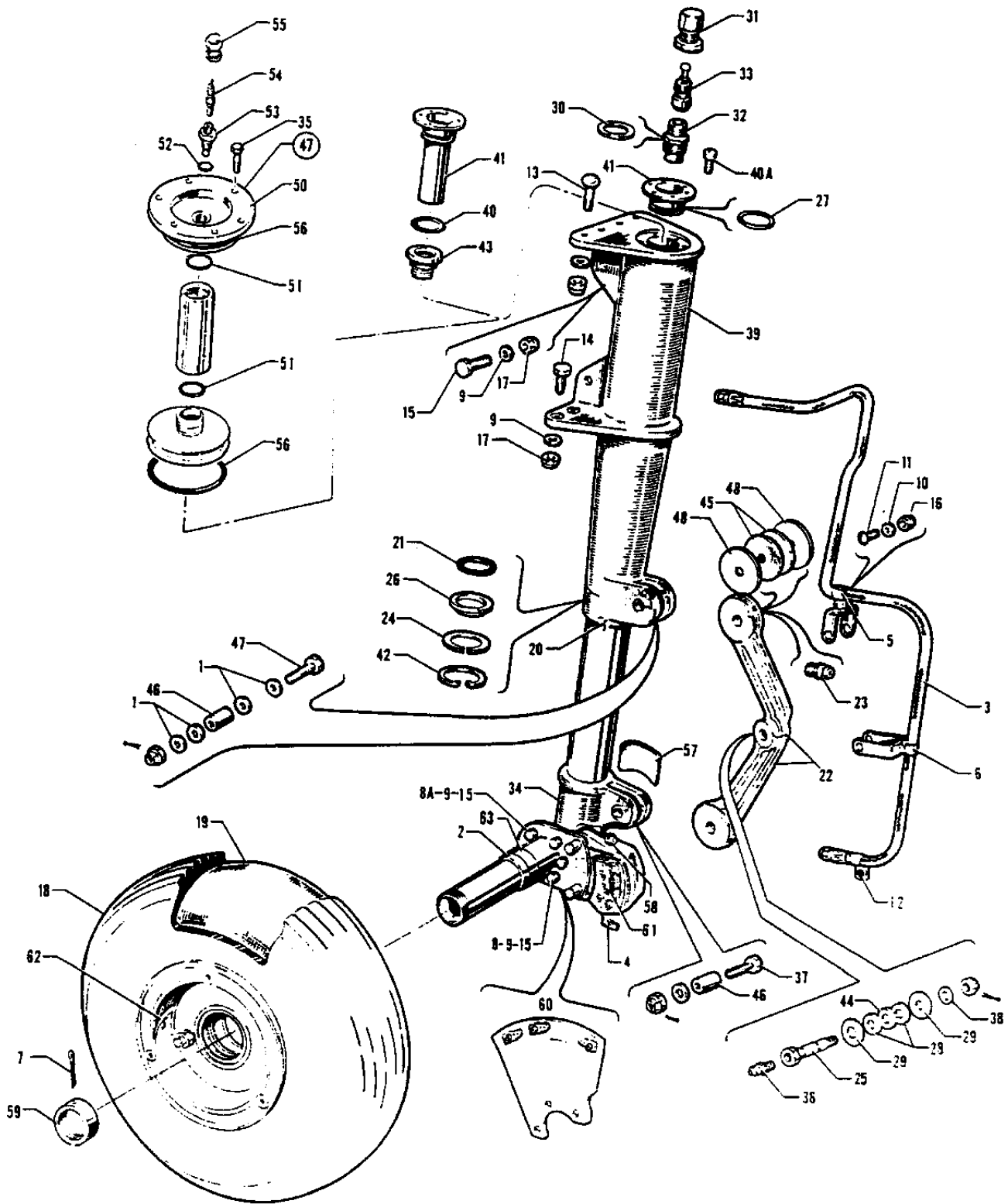


Figure 37. Main Gear Installation

PIPER PARTS CATALOG

Figure and Index Number	Part Number	Code	NOMENCLATURE	No. Req.	SERIAL NUMBERS AFFECTED
37-	63318 62211	C D	DRAWING - Main Gear Installation DRAWING - Main Gear Installation		
-1	407 566	W	WASHER - (AN960-516)	4	
-2	63484-00		SPACER - Main gear axle (.153 wide)	2	
-3	63901-17		HOSE - Brake line	2	
-4	458 894	E,W	ELBOW - (MS20822-4D)	2	
-5	63332-03		CLIP- Hose	2	
-6	63332-05		CLIP- Hose	2	
-7	424 071		PIN - Cotter (MS24665-360)	2	
-8	406 945		NUT - (NAS679A4W)	6	
-8a	404 530	A,W	NUT - (MS21042-4)	6	
	404 888	B,W	NUT- (MS20365-428C)	6	
-9	690 611	W	WASHER - (NAS1149F0463P)	38	
-10	690 640	W	WASHER - (NAS1149FN632P)	8	
-11	415 518		SCREW - (MS35206-228)	6	
-12	63332-03		CLAMP - Brake hose	2	
-13	416 348		SCREW - (AN525416R20)	8	
-14	401 311	W	BOLT - (AN4-11A)	8	
-15	400 003	W	BOLT - (AN4-6A)	16	
-16	404 528	W	NUT - (MS21042-06)	4	
-17	404 530	W	NUT - (MS21042-4)	32	
-18	761 970	A,W	TIRE - (6.00 x 6, 4 ply) B. F. Goodrich	2	
	761 994	A,W	TIRE - (6.00 x 6, 4 ply) McCreary Airhawk	2	
	761 972	B,W	TIRE - (6.00 x 6, 6 ply) B. F. Goodrich	2	
	761 995	B,W	TIRE - (6.00 x 6, 6 ply) McCreary Airhawk	2	
-19	451 735	W	TUBE - (6.00 x 6)	2	
-20	35644-902	A,F	GEAR ASSEMBLY - Main, left (less tire, tube, wheel and brake assembly)	1	
	35644-903	A,F	GEAR ASSEMBLY - Main, right (Less tire, tube, wheel and brake assembly)	1	
	65493-910	B,G	GEAR ASSEMBLY - Main, Left (Less tire, tube, wheel and brake assembly)	1	
	65493-911	B,G	GEAR ASSEMBLY - Main, right (Less tire, tube, wheel and brake assembly)	1	
			A- Used on PA-28-140, PA-28-150, PA-28-160 and PA-28-180 only.		
			B- Used on PA-28-235 only.		
			C- Used on PA-28-150, PA-28-160 and PA-28-180 with serial numbers 28-1 to 28-1529 inclusive, and PA-28-235 airplanes.		
			D- Used on PA-28-140, PA-28-150, PA-28-160 and PA-28-180 with serial numbers 28-1530 and up.		
			E- Used on PA-28-150, PA-28-160 and PA-28-180 with serial numbers 28-1761 and up. PA-28-235 with serial numbers 28-10487 and up. and PA-28-140 with serial numbers 28-20521 and up.		
			F- When ordering this part for PA-28-140 with serial numbers 28-20002 to 28-20520 inclusive PA-28-150, PA-28-160 and PA-28-180 with serial numbers 28-1 to 28-1760 inclusive, ascertain part number of wheel assembly installed on aircraft. If wheel assembly (40-28) is installed, a new wheel assembly (40-86B) P/N 551 764 must also be ordered.		
			G- When ordering this part for serial numbers 28-10003 to 28-10486 inclusive, ascertain part number of wheel assembly installed on aircraft. If wheel assembly (40-58) is installed, a new wheel assembly (40-86B) P/N 551 764 must also be ordered.		
			W - These parts must be ordered from Service Spares Department, Piper Aircraft, Vero Beach, Florida.		

When ordering, always specify Part Number, Description, and Serial Number of Aircraft

PIPER PARTS CATALOG

Figure and Index Number	Part Number	Code	NOMENCLATURE	No. Req.	SERIAL NUMBERS AFFECTED
37-21	484 769		* PACKING - Quad ring (4326)	1	
-22	78033-00	A, I	* LINK ASSEMBLY - Torque	2	
-23	460 823	W	** FITTING - Lubricator (AS15001-1-P)	2	
-24	63307-00		* RING - Piston spacer	1	
-25	79543-02	B	* BOLT - Main gear torque link	1	
	404 105	W	* NUT - (AN310-8)	1	
	424 059	W	* COTTERPIN - (MS24665-283)	1	
- 26	486 188		* RING - Scraper (MS28776M2)	1	
-27	484 792	D,F,W	* PACKING - "O" Ring (MS28775-218)	1	
-28	63312-00		* WASHER - Torque link spacer (1/8" thickness)	2	
	63312-02		* WASHER - Torque link spacer (1/16" thickness)	2	
-29	62833-27		* WASHER - Torque Link bolt	2	
-30	462 024	F,W	* GASKET - Air valve (AN901-5A)	1	
-31	454 053	F,W	* CAP - (AN813-1B) Air valve	1	
-32	453 124	F,W	* VALVE - (AN812-1) Air	1	
-33	455 124	F,W	* CORE - (AN809-1) Air valve	1	
-34	78738-02	C,G	* STUB AXLE AND OLEO PISTON ASSEMBLY - Left	1	
	78738-03	C,G	* STUB AXLE AND OLEO PISTON ASSEMBLY - Right	1	
	78738-04	E,H	* STUB AXLE AND OLEO PISTON ASSEMBLY - Left	1	
	78738-05	E,H	* STUB AXLE AND OLEO PISTON ASSEMBLY - Right	1	
-35	401 918	W	* BOLT - (AN74-A3)	6	
			A- When ordering for PA-28-140 with serial numbers 28-20002 to 28-7225496 inclusive, PA-28-150, PA-28-160 and PA-28-180 with serial numbers 28-1 to 28-7205293 inclusive, and PA-28-235 with serial numbers 28-10003 to 28-7310001 inclusive ascertain if existing links are marked with forging number 78031-0. If number does not appear on link forging links must be ordered in pairs along with two 6331202 washers.		
			B- Order Greaser Bolt Replacement Kit 760 910 if shoulder bolt is installed.		
			C- When ordering this part for PA-28-140 with serial numbers 28-20002 to 28-20520 inclusive PA-28-150, PA-28-160 and PA-28-180 with serial numbers 28-1 to 28-1760 inclusive, ascertain part number of wheel assembly installed on aircraft. If wheel assembly (40-28) is installed, a new wheel assembly (40-86B) P/N 551 764 must also be ordered		
			D- Used on PA-28-140 with serial numbers 28-20002 to 28-7725223 inclusive, PA-28-150, PA-28-160, PA-28-180, and PA-28-235 with serial numbers 28-10003 to 28-7710030 inclusive.		
			E- When ordering this part for serial numbers 28-10003 to 28-10486 inclusive, ascertain part number of wheel assembly installed on aircraft. If wheel assembly (40-58) is installed, a new wheel assembly (40-86B) P/N 551 764 must also be ordered.		
			F- Used when gear cylinder forging is stamped with Piper P/N 65319-02 or 65319-03 or 65319-04.		
			G- Used on PA-28-140, PA-28-150, PA-28-160 and PA-28-180 only.		
			H- Used on PA-28-235 only.		
			I- Reference latest revision of Service Bulletin 248 on Main Landing Gear Torque Link Bolt Kit No. 757 123V.		
			W- These parts must be ordered from Service Spares Department, Piper Aircraft, Vero Beach, Florida.		

When ordering, always specify Part Number, Description, and Serial Number of Aircraft

PIPER PARTS CATALOG

Figure and Index Number	Part Number	Code	NOMENCLATURE	No. Req.	SERIAL NUMBERS AFFECTED
37-36	460 823	W	* FITTING - Lubricator (AS15001-1-P)	1	
-37	400 165	W	* BOLT - (AN5 - 22)	1	
	690 628	W	* WASHER - (NAS1149F0563P)	3	
	690 619	W	* WASHER - (NAS1149F0532P)	3	
	404 122		* NUT - (AN310-C5)	1	
	424 095	W	* COTTER PIN - (MS24665-151)	1	
-38	690 619	W	* WASHER - (NAS1149F0532P)	1	
-39	65319-04	C,E,F	* CYLINDER	1	
	65490-00	D	* CYLINDER	1	
-40	484 746	P.C	* "O" RING - (AN6227-19)	1	
-40a	401 918		* BOLT	6	
-41	63315-00	A	* CYLINDER HEAD	1	
	65005-00	B,C	* TUBE ASSEMBLY - Metering (with cylinder head)	1	
-42	63314-00		* RETAINER RING - Piston	1	
-43	65006-00	B,C	* ORIFICE ASSEMBLY	1	
	65430-03	A	* ORIFICE ASSEMBLY	1	
-44	63312-00		* WASHER - Torque link spacer	1	
-45	63311-00		* WASHER - Bearing (.063 thick)	4	
-46	63310-00		* SPACER - Torque link	2	
-47	400 166		* BOLT - (AN5-23)	1	
	690 628	W	* WASHER - (NAS1149F0563P)	AR	
	690 619	W	* WASHER - (NAS1149F0532P)	AR	
	404 122		* NUT - (AN310-C5)	1	
	424 095	W	* COTTER PIN - (MS24665-151)	1	
-48	63311-03		* WASHER - Bearing (.005 thick)	AR	
-49	65488-00	D	* HEAD ASSEMBLY - Main gear cylinder	1	
-50	65485-00	D	** HEAD - Main gear cylinder	1	
-51	484 789	D	** "O" RING - (MS28775- 116)	2	
-52	462 024	D,W	** GASKET - Air valve (AN901-5A)	1	
-53	453 124	D,W	** VALVE - Air (AN812-1)	1	
-54	455 124	D,W	** CORE - Air valve (AN809-1)	1	
-55	454 053	D,W	** CAP - Air valve (AN813-1B)	1	
-56	462 036	D	** "O" RING - (AN6230-9)	2	
-57	65369-00	B	PLACARD - Oleo service instruction (decal)	2	
	63933-00	A	PLACARD - Oleo service instruction (decal)	2	
-58	451 854	B,W	ADAPTER - (W/H 3200 x 2)	2	
-59	13020-00	W	NUT - Wheel retainer (.56 long)	2	
	63483-00		NUT - Wheel retainer (.71 long)	2	
	66820-00		NUT - Wheel retainer (1.09 long)	2	

- A- Used on PA-28-140, PA-28-150, PA-28-160 and PA-28-180 airplanes only.
- B- Used on PA-28-235 airplanes only.
- C- Used when gear cylinder forging is stamped with Piper Part No. 65319-02, 65319-03. or 65319-04
- D- Used when gear cylinder forging is stamped with Piper Part No. 65441-00 or 65441-02.
- E- Reference latest revision to Service Bulletin 1131 on Inspection of Cast Main Landing Gear Strut Cylinders. Also reference Service Letter 494 if fluid leakage has been experienced.
- W- These parts must be ordered from Service Spares, Department, Piper Aircraft, Vero Beach, Florida.

When ordering, always specify Part Number, Description, and Serial Number of Aircraft

PIPER PARTS CATALOG

Figure and Index Number	Part Number	Code	NOMENCLATURE	No. Req.	SERIAL NUMBERS AFFECTED
37-60	63370-04		BRACKET ASSEMBLY - Wheel fairing, Left	1	28-1to 28-1529 inclusive
	63370-05		BRACKET ASSEMBLY - Wheel fairing, right	1	28-1to 28-1529 inclusive
	63370-05	E	BRACKET ASSEMBLY - Wheel fairing, Left	1	
	63370-04	E	BRACKET ASSEMBLY - Wheel fairing, right	1	
-61	451 718	B,F,W	BRAKE ASSEMBLY -(30-18)	2	
	551 703	D,F	BRAKE ASSEMBLY - (30-34)	2	28-10003 to 28-10486 incl.
	551 705	C,F	BRAKE ASSEMBLY -(30-55)	2	
-62	451 769	B,G,J,W	WHEEL ASSEMBLY - (6.00 x 6) (40-28)	2	
	451 778	A,G,J,W	WHEEL ASSEMBLY - (6.00 x 6) (40-58)	2	
	551 764	G,H,J	WHEEL ASSEMBLY - (6.00 x 6) (40-86B)	2	
-63	63308-00		SPACER - Wheel (.50 wide)	2	
<p>A - Used on PA-28-235 with serial numbers 28-10003 to 28-10486 inclusive.</p> <p>B - Used on PA-28-150, PA-28-160 and PA-28-180 with serial numbers 28-1 to 28-1760 inclusive, and PA-28-140 with serial numbers 28-20002 to 28-20520 inclusive.</p> <p>C - Used on PA-28-150, PA-28-160 and PA-28-180 with serial numbers 28-1761 and up, PA-28-235 with serial numbers 28-10487 and up, and PA-28-140 with serial numbers 28-20521 and up.</p> <p>D - Used on PA-28-235 airplanes only.</p> <p>E - Used on PA-28-150 and PA-28-160 with serial numbers 28-1530 and up, PA-28-140, PA-28-180 and PA-28-235 airplanes.</p> <p>F - Refer to Figure 41 for component parts.</p> <p>G - Refer to Figure 40 for component parts.</p> <p>H - Used on PA-28-140 with serial numbers 28-20521 and up, PA-28-150, PA-28-160 and PA-28-180 with serial numbers 28-1761 and up, and PA-28-235 with serial numbers 28-10487 and up.</p> <p>J - Before ordering, ascertain vendor part number (stamped on outer wheel half) and reorder wheel assembly of same part number.</p> <p>W - These parts must be ordered from Service Spares Department, Piper Aircraft, Lock Haven. Penna</p>					

When ordering, always specify Part Number, Description, and Serial Number of Aircraft

PIPER PARTS CATALOG

Figure and Index Number	Part Number	Code	NOMENCLATURE	No. Req.	SERIAL NUMBERS AFFECTED
38-	67030		DRAWING - Main Landing Gear Installation		
-1	67927-08	A	GEAR ASSEMBLY - Main, left (less tire, tube, wheel and brakes assembly)	1	
	67927-09	A	GEAR ASSEMBLY - Main, right (less tire, tube, wheel and brakes assembly)	1	
-2	67040-12		FITTING ASSEMBLY - Forward trunnion, left	1	
	67040-13		FITTING ASSEMBLY - Forward trunnion, right	1	
-3	460 823	W	FITTING - Lubricator (AS15001-1-P)	1	
-4	484 719		RING - Retainer (5008-175)	2	
-5	452 575		BEARING -Spherical (PS10020-10-2)	1	
-5a	62833-44		SPACER	AR	
-6	67042-12		FITTING ASSEMBLY - Aft trunnion	2	
-7	460 823	W	FITTING - Lubricator (AS15001-1-P)	1	
-8	484 719		RING - Retainer (C5008-175)	2	
-9	452 575		BEARING -Spherical (PS10020-10-2)	1	
-9a	62833-44		SPACER	AR	
-10	67025-05		TRUSS ASSEMBLY - Main gear, left	1	
	67025-06		TRUSS ASSEMBLY - Main gear, right	1	
-11	63900-88		BUSHING - Main gear truss assembly	1	
-12	63900-130		BUSHING - Main gear truss assembly	2	
-13	67025-02		LINK ASSEMBLY-Main gear truss assembly	1	
-14	63900-89		BUSHING -Main gear truss assembly	2	
-15	14843-16	W	BUSHING - Main gear truss assembly	4	
-16	452 368		BEARING -Main gear truss assembly(HFX-8G)	1	
-17	67797-04		LINK ASSEMBLY - Main gear truss assembly, left	1	
	67797-05		LINK ASSEMBLY - Main gear truss assembly, right	1	
-18	65003-44		BUSHING - Main gear truss assembly	2	PA-28R-180 with serial numbers 28R-3005 to 28R-30481/-28R-763500 to 763545.
-19	460 860	W	FITTING - Lubricator (MS15001-2)	1	
-20	400 679	B,W	BOLT - (AN23-17)	1	
	424 181	C,W	PIN - Flat head (AN393~25)	1	
	690 609	W	WASHER - (NAS1149F0332P)	3	
	404 100	B,W	NUT - (AN310-3)	1	
	424 051	W	COTTER PIN - (AN380-2-2)	1	
-21	400 711	W	BOLT - (AN24-26)	1	
	690 611	W	WASHER - (NAS1149F0463P)	1	
	404 393	W	NUT - (AN320-4)	1	
	424 051	W	COTTER PIN - (AN380-2-2)	1	
-22	67031-02		FITTING - Gear retraction, left	1	
	67031-03		FITTING - Gear retraction, right	1	
-23	67024-00		PLATE - Left gear, front and right gear, rear	1	
	67024-01		PLATE - Left gear, rear and right gear, front	1	
-24	67028-00		HOOK - Main gear truss assembly	2	
-25	690 402		FORK - (MS21252-3RS)	1	

A - See Figure 39 for component parts,
 B - Used on PA-28R-180 with serial-I numbers 28R-30005 to 28R-30481 inclusive, 28R-30483 to 28R-30678 inclusive.
 C - Used on PA-28R-180 with serial numbers 28R-30679 and up, and PA-28R-200 with serial numbers 28R-30482, 28R-35001 and up.
 W - These parts must be ordered from Service Spares Department, Piper Aircraft, Vero Beach, Florida.

When ordering, always specify Part Number, Description, and Serial Number of Aircraft

PIPER PARTS CATALOG

Figure and Index Number	Part Number	Code	NOMENCLATURE	No. Req.	SERIAL NUMBERS AFFECTED
38-26	554 979		* CLIP - Turnbuckle (MS21256- 1)	1	
-27	690 401	W	* BARREL - Turnbuckle (MS21251-B3S)	1	
-28	599 677		* EYE - Turnbuckle (MS21254-3LS)	1	
-29	14175-103	W	* BUSHING - Main gear truss assembly	2	
-30	400 757	W	* BOLT - (AN26-21)	1	
	690 620	W	* WASHER - (NAS1149F0632P)	1	
	404 395	W	* NUT - (AN320-6)	1	
	424 059	W	* COTTER PIN - (AN380-3-3)	1	
-30a	400 880		* BOLT - (AN23-28)	1	
	690 612	W	* WASHER - (NAS1149F0363P)	2	
	690 609	W	* WASHER - (NAS1149F0332P)	1	
	404 100	W	* NUT - (AN310-3)	1	
	424 051	W	* COTTER PIN - (AN380-2-2)	1	
-31	400 880		* BOLT - (AN23-28)	1	
	690 609	W	* WASHER - (NAS1149F0332P)	1	
	404 100	W	* NUT - (AN310-3)	1	
	424 051	W	* COTTER PIN - (AN380-2-2)	1	
-31a	404 326		* NUT - Check (AN316-8R)	1	
-31b	420 242		* RIVET - (MS20470AD5-22)	2	
-32	95643-06		BRACKET ASSEMBLY - Main gear truss, left	1	
	95643-07		BRACKET ASSEMBLY - Main gear truss, right	1	
-33	460 823	W	* FITTING - Lubricator, straight (AS15001-1-P)	1	
	460 801	W	* FITTING - Lubricator, 90° (MS51001-4)	1	
-34	67502-00		RETAINER ASSEMBLY - Main gear	2	
-35	67202-00		SWIVEL ASSEMBLY - Slide brace spring attachment	2	
-36	21822-00	W	BUSHING - Tapered, truss assembly	4	
-37	63900-85		BUSHING - Spring attachment	2	
-38	67203-00		SPRING - Main gear downlock	2	
-39	67505-00		CYLINDER - Hydraulic, main gear	2	
-40	484 706	W	* "O" RING - (AN6227-11)	2	
-41	484 748		* "O" RING - (AN6227-8)	1	
-42	755 997		* RETAINER - Main gear cylinder (SFD1400-1)	1	
-42a	756 053		* RING - Back-up (MS28782-8)	1	
-43	400 450	W	BOLT - (AN3-17A)	2	
	690 612	W	WASHER - (NAS1149F0363P)	2	
	404 526	W	NUT - (MS21042-3)	2	
-44	404 225	W	NUT - (MS315-4R)	2	
-45	402 921	W	BOLT- (NAS464P6-20)	2	
	690 629	W	WASHER - (NAS1149F0663P)	2	
	404 395	W	NUT - (AN320-6)	2	
	424 059	W	COTTER PIN - (AN380-3-3)	2	
-46	424 187	W	PIN - (MS20392- 2C37)	2	
	690 612	W	WASHER - (NAS1149F0363P)	2	
	424 052	W	COTTER PIN - (MS23665-134)	2	
-47	401 335	W	BOLT- (AN4-40A)	2	
	406 660	W	NUT - Barrel (1452-048)	2	
-48	401 318	W	BOLT - (AN4-20A)	2	
	80122-91	W	WASHER	2	
	406 660	W	NUT - Barrel (1452-48)	2	
-49	19513-10	W	WASHER	AR	
-50	452 334		BEARING - (PS 10020- 1 -6RX)	2	
-51	400 004	W	BOLT - (AN4-7A)	8	
	690 611	W	WASHER - (NAS1149F0463P)	16	
	404 530	W	NUT - (MS21042-4)	8	
-52	400 004	W	BOLT - (AN4-7A)	8	
	690 611	W	WASH ER - (NAS1149F0463P)	8	
	690 613W		WASHER - (NAS1149F0432P)	8	

W- These parts must be ordered from Service Spares Department, Piper Aircraft, Vero Beach, Florida.

When ordering, always specify Part Number, Description, and Serial Number of Aircraft

PIPER PARTS CATALOG

Figure and Index Number	Part Number	Code	NOMENCLATURE	No. Req.	SERIAL NUMBERS AFFECTED
38-53	402 960	W	BOLT- (NAS464P8A-44)	2	
	690 631	W	WASHER - (NAS1149F0863P)	2	
	404 832	W	NUT - (MS2036-820C)	2	
-54	67198-00		WASHER - Main gear	2	
-55	95061-64		BUSHING	2	
-56	6707140		BRACKET - Main gear cylinder, left	1	
	67071-01		BRACKET - Main gear cylinder, right	1	
<p>W - These parts must be ordered from Service Spares Department, Piper Aircraft, Lock Haven, Penna.</p>					

When ordering, always specify Part Number, Description, and Serial Number of Aircraft

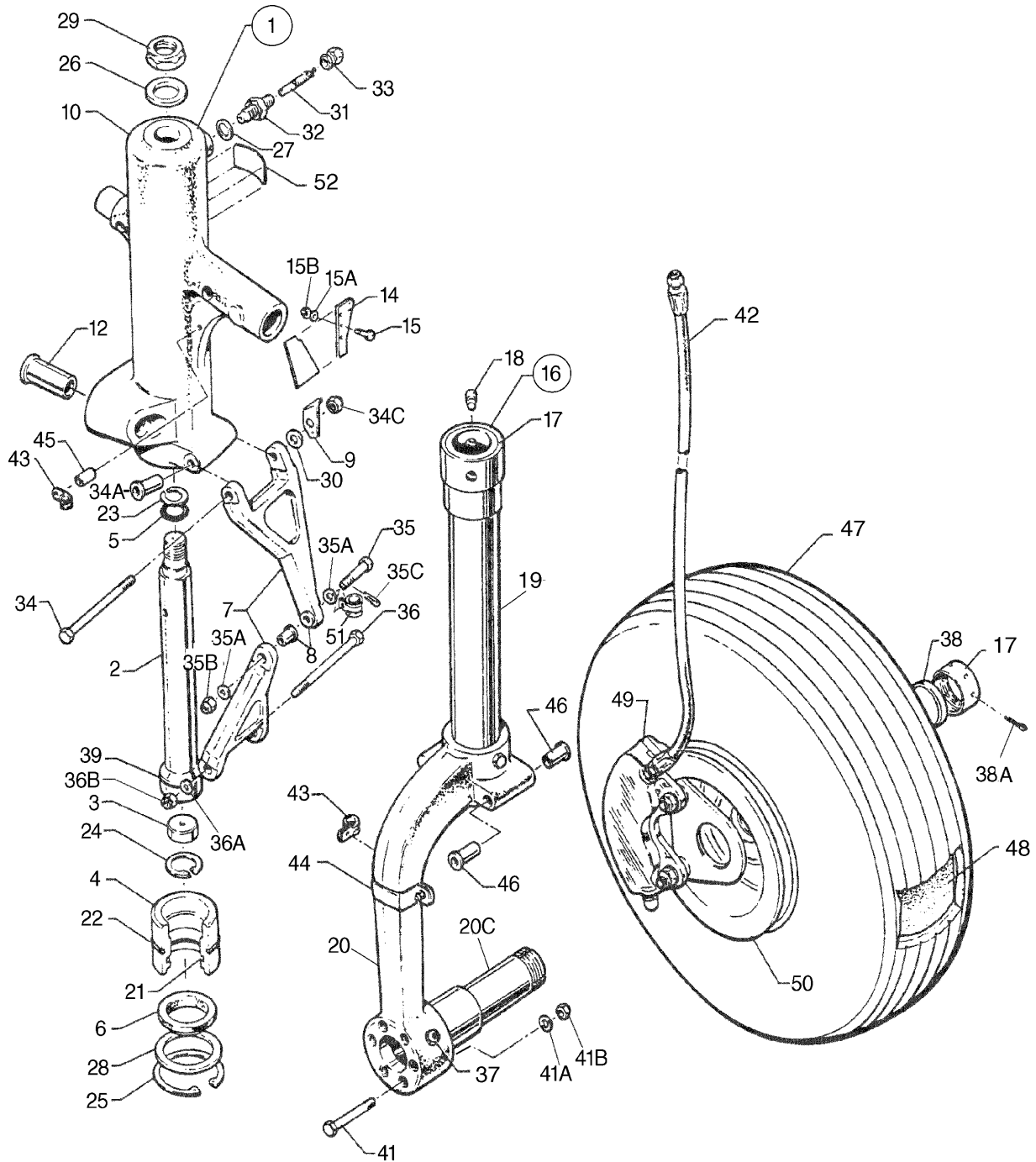


Figure 39. Main Gear Installation

PIPER PARTS CATALOG

Figure and Index Number	Part Number	Code	NOMENCLATURE	No. Req.	SERIAL NUMBERS AFFECTED
39-	67030		DRAWING - Main Landing Gear Installation		
-1	67927-08		GEAR ASSEMBLY - Main, left (less tire, tube, wheel and brake assembly)	1	
	67927-09		GEAR ASSEMBLY - Main, right (less tire, tube, wheel and brake assembly)	1	
-2	20754-02	W	ORIFICE - Main landing gear	1	
-3	79800-02		PLATE - Orifice	1	
-4	67755-00		BEARING - Landing gear	1	
-5	484 790		"O" RING - (MS28775-210)	1	
-6	187 630		STRIP -Wiper (PAH4615SHD1750)	1	
-7	105041-02		LINK ASSEMBLY - Landing gear torque	2	
-8	751 369	W	BUSHING - Landing gear strut	1	
-9	67023-00		BRACKET - Squat switch actuator, left	1	
-10	67926-12		TRUNNION ASSEMBLY - Main gear, left	1	
	67926-13		TRUNNION ASSEMBLY - Main gear, right	1	
-11	462 448	C	BEARING - (FF411-4)	2	
	67026-07	D	BEARING	2	
-12	67026-05		BUSHING - Main trunnion assembly	1	
-13	37732-00		BRACKET - Gear switch, left	1	
-14	67753-00		PLATE	1	
-15	401 266	W	BOLT - (AN3-5A)	2	
	690 609	W	WASHER - (NAS1149F0332P)	2	
	404 526	W	NUT - (MS21042-3)	2	
-16	67037-06		STRUT ASSEMBLY - Main gear	2	
-17	63483-00	A	NUT - Main gear axle assembly	1	
	66820-00	B	NUT - Main gear axle assembly	1	
-18	67036-00		BEARING-Main strut, upper	1	
-19	20784 00	W	PIN - Main strut	2	
-20	452 448	C	BEARING - (FF411-4)	2	
	67026-07	D	BEARING	2	
-21	484 799		"O" RING - (MS28775-327)	1	
-22	462 034	W	"O" RING - (AN6230-5)	1	
-23	484 714	W	RING - Retainer (MS28782-15)	1	
-24	484 684		RING - Snap(N5000-118MD)	1	
-25	484 685		RING - Snap (N5000-250MD)	1	
-25a	484 828		RING - Compression (R19047)	1	
			A- Used on PA-28R-180 with serial number 28R-30005 to 28R-31116 inclusive, and PA-28R-200 with serial number 28R-30482, 28R-35001 to 28R-35360 inclusive.		
			B- Used on PA-28R-180 with serial numbers 28R-31117 and up, and PA-28R-200 with serial number 28R-35361 and up.		
			C- Used on PA-28R-180 with serial number 28R-30005 to 28R-31279 inclusive, and PA-28R-200 with serial number 28R-30482, 28R-35001 to 28R-7135062 inclusive.		
			D- Used on PA-28R-180 with serial numbers 28R-7130001 and up, and PA-28R-200 with serial numbers 28R-7135063 and up.		
			W- These parts maybe ordered from Service Spares Department, Piper Aircraft, Vero Beach, Florida.		

When ordering, always specify Part Number, Description, and Serial Number of Aircraft

PIPER PARTS CATALOG

Figure and Index Number	Part Number	Code	NOMENCLATURE	No. Req.	SERIAL NUMBERS AFFECTED
39-26	80122-89	W	* WASHER - Main gear	1	
-27	462 024	W	* GASKET - Air valve (AN901-5A)	1	
-28	80122-88	W	* WASHER - Main gear	1	
-29	404 843	W	* NUT - (MS20364-1216C)	1	
-30	494 114		* WASHER - (96312) Left	1	
-31	455 124	W	* CORE - Air valve (AN809-1)	1	
-32	453 124	W	* BODY - Air valve (AN812-1)	1	
-33	454 053	W	* CAP - Air valve (AN813-1B)	1	
-34	691 316	W	* BOLT - (NAS6605D48) Left	1	
	691 315	W	* BOLT - (NAS6605D46) Right	1	
	690 628	W	* WASHER - (NAS1149F0563P) Right	1	
34-C	404 102	W	* NUT - (AN310-5)	1	
	424 051	W	* COTTER PIN - (MS24665-132)	1	
-35	691 308		* BOLT - (NAS6604D17)	1	
	690 611	W	* WASHER - (NAS1149F0463P)	2	
	404 101	W	* NUT - (AN310-4)	1	
	424 050	W	* COTTER PIN - (AN380-2-1)	1	
-36	691 315	W	* BOLT - (NAS6605D46)	1	
	690 619	W	* WASHER - (NAS1149F0532P)	1	
	404 102	W	* NUT - (AN310-5)	1	
	424 051	W	* COTTER PIN - (MS24665-132)	1	
-37	401 329	W	* BOLT - (AN4-31A)	1	
	690 613	W	* WASHER - (NAS1149F0432P)	1	
	404 530	W	* NUT - (MS21042-4)	1	
-38	63900-115	C	BUSHING - Main gear axle	1	
	63484-00	D	BUSHING - Main gear axle	1	
-39	63900-11		BUSHING - Main gear	2	
-40	63900-103	C	BUSHING - Main gear	2	
	63900-159	D	BUSHING - Main gear	2	
-41	401 320		BOLT - (AN4-C20A)	12	
	690 664	W	WASHER - (NAS1149C0463R)	12	
	404 530	W	NUT - (MS21042-4)	12	
-42	63901-17		HOSE ASSEMBLY - Brake line	2	
-43	454 934	W	CLAMP - (A4980S-9-91)	4	
-44	67277-00	W	CLAMP	2	
-45	554 734		CLAMP - (PS10017-14-9)	2	
-46	476 648	W	NIPPLE - (AN816-4D)	2	
-47	761 970	W	TIRE - (6.00 x 6, 4 ply) B. F. Goodrich	2	
	761 994	W	TIRE - (6.00 x 6, 4 ply) McCreary Airhawk	2	
-48	451 735	W	TUBE - (6.00 x 6)	2	
-49	551 701	B,C,W	BRAKE ASSEMBLY - Main (30-41)	2	
	551 705	B,D	BRAKE ASSEMBLY - Main (30- 55)	2	
-50	451 786	C	PLATE ASSEMBLY - Torque (75-39)	2	
-51	551 750	A,C,W	WHEEL ASSEMBLY - Main (40-84)	2	
	551 764	A,D	WHEEL ASSEMBLY - Main (40-86B)	2	
-52	67242-00		PLACARD - Oleo service instructions	1	

A - See Figure 40 for component parts.
 B - See Figure 41 for component parts.
 C - Used on PA-28R-180 with serial numbers 28R-30005 to 28R-7130005 inclusive, and PA-28R-200 with serial numbers 28R-35001 to 28R-7135109 inclusive.
 D - Used on PA-28R-180 with serial numbers 28R-7130006 and up, and PA-28R-200 with serial numbers 28R-7135110 and up.
 W - These parts must be ordered from Service Spares Department, Piper Aircraft, Vero Beach, Florida.

When ordering, always specify Part Number, Description, and Serial Number of Aircraft

PIPER PARTS CATALOG

Figure and Index Number	Part Number	Code	NOMENCLATURE	No. Req.	SERIAL NUMBERS AFFECTED
40-1	451 769	A,J,W	WHEEL ASSEMBLY - Main (Cleveland 40-28)	2	
	451 778	B,J,W	WHEEL ASSEMBLY - Main (Cleveland 40-58)	2	
	551 764	C,J	WHEEL ASSEMBLY - Main (Cleveland 40-86B)	2	
	551 750	D,J,W	WHEEL ASSEMBLY - Main (Cleveland 40-84)	2	
-2	753 176	E,F,W	* WHEEL HALF ASSEMBLY - Inner (161-16)	1	
	756 666	G,H	* WHEEL HALF ASSEMBLY - Inner (161-47)	1	
-3	751 494	W	** CUP - Bearing (13836)	1	
-4	753 171	E,F,W	* WASHER - Lock (1308)	6	
-5	753 128	E,F,W	* WHEEL HALF ASSEMBLY - Outer (3041-A)	1	
	756 665	G,H	* WHEEL HALF ASSEMBLY - Outer (162-45)	1	
-6	751 494	W	* CUP - Bearing (13836)	1	
-7	751 489	W	* BEARING - Cone, timken (13889)	2	
-8	754 518	E,W	* DISC ASSEMBLY - Brake (164-5)	1	
	754 530	F,W	* DISC ASSEMBLY - Brake (164-9)	1	
	754 535	G	* DISC ASSEMBLY - Brake (164-20)	1	
	754 545	H,W	* DISC ASSEMBLY - Brake (164-19)	1	
-9	752 882	E,W	* GREASE SEAL ASSEMBLY - (B39001)	1	
	752 882	F,W	* GREASE SEAL ASSEMBLY - (B39001)	2	
-10	755 999	G,H,W	* RING - Grease seal (153-4)	2	
-11	751 772	G,H,W	* FELT - Grease seal (3021)	1	
-12	752 830	G,H,W	* RING - Snap (3023)	2	
-13	755 999	G,W	* RING - Grease seal (153-4)	1	
-14	751 772	G,W	* FELT - Grease seal (3021)	1	
	751 810	H,W	* FELT - Grease seal (154-13)	1	
-15	755 999	G,W	* RING - Grease seal (153-4)	1	
-16	756 129	E,F,W	* SCREW - Grease seal (8-32 x 1/2)	6	
-17	756 128	E,F,W	*SCREW - Dust shield (10-24 x 1/2)	1	
-18	404 530	E,F,W	* NUT - Wheel bolt (MS21042-4)	3	
	404 421	G,H,W	* NUT - Wheel bolt (MS20145-5)	3	
-19	751 384	E,F,W	* BOLT - Wheel (AN4-36A)	3	
	751 405	G,H,W	* BOLT - Wheel (AN5-35A)	3	
<p>A - Used on PA-28-140 with serial numbers 28-20002 to 28-20520 inclusive, PA-28-150, PA-28-160 and PA-28-180 with serial numbers 28-1 to 28-1760 inclusive.</p> <p>B - Used on PA-28-235 with serial numbers 28-10003 to 28-10486 inclusive.</p> <p>C - Used on PA-28-140 with serial numbers 28-20521 and up, PA-28-150, PA-28-160 and PA-28-180 with serial numbers 28-1761 and up, PA-28-235 with serial numbers 28-10487 and up, PA-28R-180 with serial numbers 28R-7130006 and up, and PA-28R-200 with serial numbers 28R-7135110 and up.</p> <p>D - Used on PA-28R-180 with serial numbers 28R-30005 to 28R-7130005 inclusive. and PA-28R-200 with serial numbers 28R-35001 to 28R-7135109 inclusive.</p> <p>E - Used on 40-28 Wheel Assembly only.</p> <p>F - Used on 40-58 Wheel Assembly only.</p> <p>G - Used on 40-86 or 40-86B Wheel Assembly only.</p> <p>H - Used on 40-84 Wheel Assembly only.</p> <p>J - Before ordering, ascertain vendor part number (stamped on outer wheel half) and reorder wheel assembly of same part number.</p> <p>W - These parts must be ordered from Service Spares Department, Piper Aircraft, Vero Beach, Florida.</p>					

When ordering, always specify Part Number, Description, and Serial Number of Aircraft

PIPER PARTS CATALOG

Figure and Index Number	Part Number	Code	NOMENCLATURE	No. Req.	SERIAL NUMBERS AFFECTED
40-20	690 611	ABW	WASHER - Wheel bolt (NAS1149F0463P)	3	
	690 628	CDW	WASHER - Wheel bolt (NAS1149F0563P)	3	
-21	753 178	ABW	WASHER - Lock (#1210)	1	
-22	752 947	ABW	SHIELD - Dust (A38550)	1	
-23	751 510	ABW	CAP - Hub (38520A)	1	
-24	451 783	CD	SHIELD - Dust (#P-157-9)	2	
<p>A - Used on #40-28 Wheel Assembly only. B - Used on #40-58 Wheel Assembly only. C - Used on #40-86 or #40-86B Wheel Assembly only. D - Used on #40-84 Wheel Assembly only. W - These parts <u>must</u> be ordered from Service Spares Department, Piper Aircraft, <u>Lock Haven, Penna.</u></p>					

When ordering, always specify Part Number, Description, and Serial Number of Aircraft

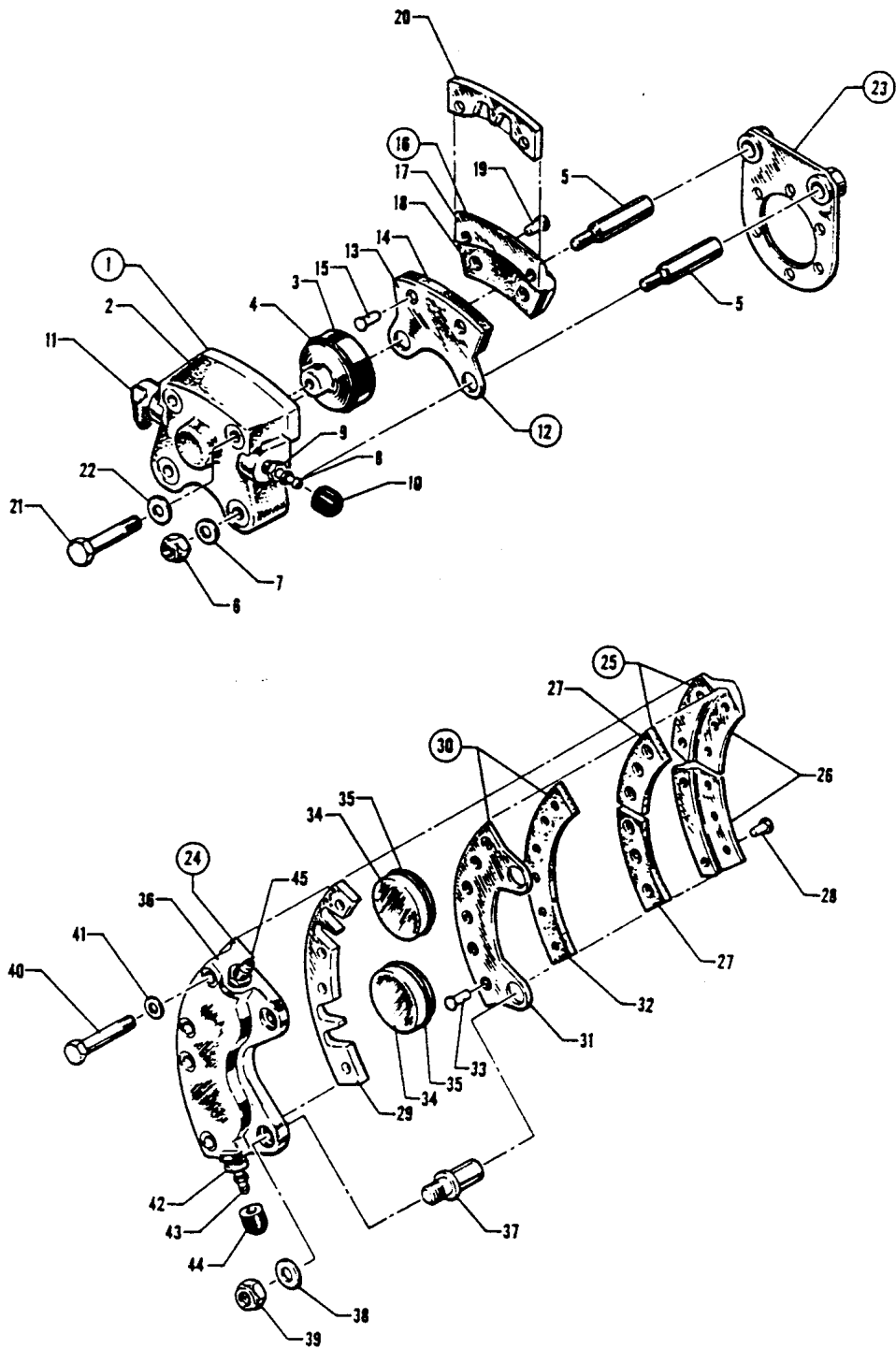


Figure 41. Brake Assembly

PIPER PARTS CATALOG

Figure and Index Number	Part Number	Code	NOMENCLATURE	No. Req.	SERIAL NUMBERS AFFECTED
41-1	451 718	A,W	BRAKE ASSEMBLY - (Cleveland 30-18)	2	
	551 703	B	BRAKE ASSEMBLY - (Cleveland 30-34)	2	
	551 705	C	BRAKE ASSEMBLY - (Cleveland 30-55)	2	
-2	753 849	E,W	CYLINDER - Brake (61-6)	1	
	753 885	F	CYLINDER - Brake (61-2)	1	
	753 920	D	CYLINDER - Brake (61-21)	1	
-3	752 751	E,W	PISTON - (3002)	1	
	755 850	F	PISTON - (35-202)	1	
	755 887	D	PISTON - (62-15)	1	
-4	484 711	E,W	"O" RING - (AN6227-23) (752 752)	1	
	755 851	F	"O" RING - (AN6227-29)	1	
	484 698	D,W	"O" RING - (AN6227-27)	1	
-5	751 402	E,F,W	BOLT-Anchor (3013)	2	
	753 407	D,W	BOLT - Anchor (69-4)	2	
-6	404 532	E,F,W	NUT - Anchor bolt (MS21042-6)	2	
	404 530	D,W	NUT - Anchor bolt (MS21042-4)	2	
-7	690 620	E,F,W	WASHER - Anchor bolt (NAS1149F0632P)	2	
	690 613	D,W	WASHER - Anchor bolt (NAS1149F0432P)	2	
-8	752 965	W	SCREW - Bleeder (FC6446)	1	
-9	752 966	W	SEAT - Bleeder (37-206)	1	
-10	753 850	W	CAP - Bleeder (183-1)	1	
-11	476 648	E,W	NIPPLE - (AN816-4D)	1	
	458 894	F,W	ELBOW - (AN822-4D)	1	
-12	755 815	E,W	PLATE ASSEMBLY - Pressure (73-3)	1	
	755 852	F	PLATE ASSEMBLY - Pressure (73-1)	1	
	755 883	D	PLATE ASSEMBLY - Pressure (73-11)	1	
-13	755 816	E,W	PLATE - Pressure (63-5)	1	
	755 853	F	PLATE - Pressure (35-203)	1	
	755 884	D	PLATE - Pressure (63-12)	1	
-14	752 308	E,W	LINING - (3006)	1	
	752 338	F	LINING - (35-204)	1	
	752 342	D	LINING - (66-105)	1	
-15	752 826	E,F,W	RIVET - (561)	3	
	752 826	D,W	RIVET - (561)	2	
-16	752 768	E,W	PLATE ASSEMBLY - Back (74-2)	1	
	755 854	F	PLATE ASSEMBLY - Back (74-1)	1	
	755 885	D	PLATE ASSEMBLY - Back (74-10)	1	
-17	752 749	E,W	PLATE - Back (3012)	1	
	755 855	F	PLATE - Back (64-3)	1	
	755 886	D	PLATE - Back (64-15)	1	

A - Used on PA-28-140 with serial numbers 28-20002 to 28-20520 inclusive, PA-28-150, PA-28-160 and PA-28-180 with serial number 28-1 to 28-1760 inclusive.
 B - Used on PA-28-235 with serial numbers 28-10003 to 28-10486 inclusive.
 C - Used on PA-28-140 with serial numbers 28-20521 and up, PA-28-150, PA-28-160 and PA-28-180 with serial number 28-1761 and up, PA-28-235 with serial numbers 28-10487 and up, PA-28R-180 with serial numbers 28R-7130006 and up, and PA-28R-200 with serial numbers 28R-7135110 and up,
 D - Used with 30-55 Brake Assembly only.
 E - Used with 30-18 Brake Assembly only.
 F - Used with 30-34 Brake Assembly only.
 W - These parts must be ordered from Service Spares Department, Piper Aircraft, Vero Beach, Florida.

When ordering, always specify Part Number, Description, and Serial Number of Aircraft

PIPER PARTS CATALOG

Figure and Index Number	Part Number	Code	NOMENCLATURE	No. Req.	SERIAL NUMBERS AFFECTED
41-18	752 308	E,W	LINING - (3006)	1	
	752 338	A	LINING - (35-204)	1	
	752 342	B	LINING - (66-105)	1	
-19	752 826	A,E,W	RIVET- (561)	3	
	752 826	B,W	RIVET- (561)	2	
-20	756 127	E,W	SHIM - (68-4)	1	
-21	751 450	E,W	BOLT - Through (AN41-1-15A)	2	
	753 379	A	BOLT - Through (AN41-1-14A)	2	
	753 408	B	BOLT - Through (LP4-17AM)	2	
-22	690 613	B,E,W	WASHER-Through bolt (NAS1149F0432P)	2	
	690 619	A,W	WASHER-Through bolt (NAS1149F0532P)	2	
-23	755 818	B,E,W	TORQUE PLATE ASSEMBLY - (75-16)	1	
	755 856	A	TORQUE PLATE ASSEMBLY - (75-20)	1	
-24	551 701	D,W	BRAKE ASSEMBLY -Cleveland (30-41)	2	
-25	752 768	C,W	PLATE ASSEMBLY - Back (74-2)	2	
-26	752 749	C,W	PLATE - Back (3012)	1	
-27	752 308	C,W	LINING - Back plate (3006)	1	
-28	752 826	C,W	RIVET - Brake lining (561)	3	
-29	752 953	C,W	SPACER - Back plate (3003D)	1	
-30	755 829	C,W	PLATE ASSEMBLY - Pressure (73-4)	1	
-31	755 830	C,W	PLATE - Pressure (63-6)	1	
-32	752 309	C,W	LINING - Pressure (3007)	1	
-33	752 826	C,W	RIVET - Brake lining (561)	6	
-34	752 751	C,W	PISTON CYLINDER - (3002)	2	
-35	484 711	C,W	"O" RING - (AN6227-23) (752 752)	2	
-36	753 867	C,W	CYLINDER - Brake- (61-7)	1	
-37	751 402	C,W	BOLT - Anchor (3013)	2	
-38	690 620	C,W	WASHER - Anchor bolt (NAS1149F0632P)	2	
-39	404 532	C,W	NUT - Anchor bolt (MS21042-6)	2	
-40	751 450	C,W	BOLT - Through (AN4H-15A)	4	
-41	690 613	C,W	WASHER - (NAS1149F0432P)	4	
-42	752 966	C,W	SEAT - Bleeder (37-206)	1	
-43	752 965	C,W	SCREW - Bleeder (FC6446)	1	
-44	753 850	C,W	CAP-Bleeder (183-1)	1	
-45	476 648	C,W	NIPPLE - (AN816-4D)	1	

A - Used with 30 34 Brake Assembly only.
B - Used with 30 55 Brake Assembly only.
C - Used with 30-41 Brake Assembly only.
D - Used on PA-28R-180 with serial numbers 28R-30005 to 28R-7130005 inclusive and PA-28R-200 with serial numbers 28R-35001 to 28R-7135109 inclusive.
E - Used with 30-18 Brake Assembly only.
W - These parts must be ordered from Service Spares Department, Piper Aircraft, Vero Beach, Florida.

When ordering, always specify Part Number, Description, and Serial Number of Aircraft

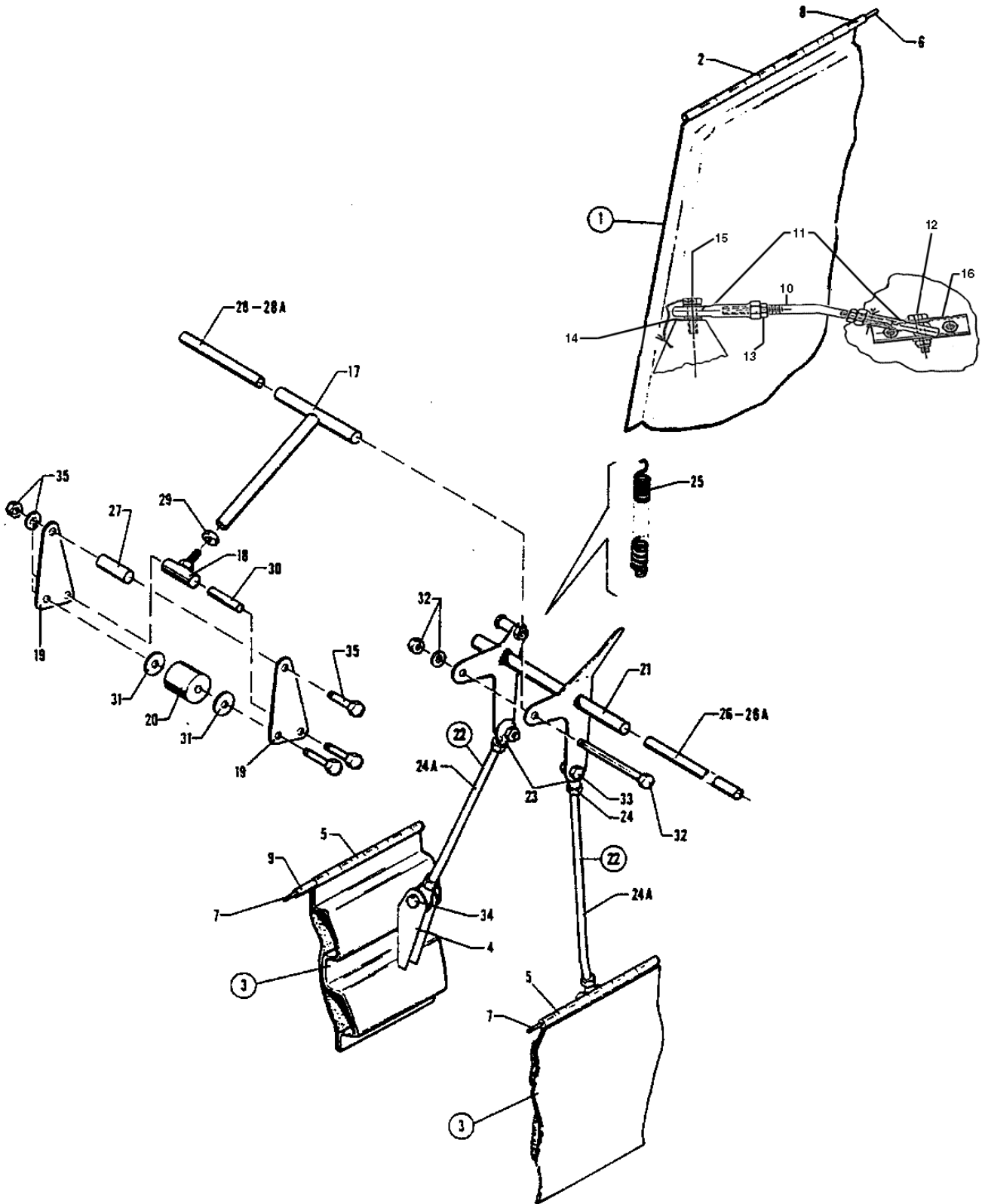


Figure 42. Landing Gear Door Installation

PIPER PARTS CATALOG

Figure and Index Number	Part Number	Code	NOMENCLATURE	No. Req.	SERIAL NUMBERS AFFECTED
42-	67356 67015 67349		DRAWING - Nose Gear Door Retraction Installation DRAWING - Wing Assembly (Complete) DRAWING - Cowl Assembly (Complete)		
-1	67090-00 67090-10 67090-01 67090-11	A B A B	DOOR ASSEMBLY - Main gear, left DOOR ASSEMBLY - Main gear, left DOOR ASSEMBLY - Main gear, right DOOR ASSEMBLY - Main gear, right	1 1 1 1	
-2	67093-04 67093-05		HINGE HALF - Main gear door, left HINGE HALF - Main gear door, right	1 1	
-3	67352-00 67352-01		DOOR ASSEMBLY - Nose gear, left DOOR ASSEMBLY - Nose gear, right	1 1	
-4	67364-00		BRACKET - Nose gear door	1	
-5	67355-00 67355-01		HINGE HALF - Nose gear, door, left HINGE HALF - Nose gear, door, right	1 1	
-6	63744-11		PIN - Hinge, main gear door	2	
-7	63744-12		PIN - Hinge, Nose gear door	2	
-8	63882-26		SLEEVE - Main gear door hinge	2	
-9	63882-27		SLEEVE - Nose gear door hinge	2	
-10	67092-00		ROD ASSEMBLY - Main gear door	2	
-11	452 335	W	BEARING - Rod end (PS100200-2-1RX)	2	
-12	403 055 690-609 690-617 404-526		BOLT - (AN3C10A) WASHER (AN960-10L) WASHER (AN960-10) NUT (MS21042-3)	2 2 4 2	
-13	404 321		NUT - (AN316C4R)	2	
-14	690-617 690-614		WASHER (1149C0363R) WASHER (1149C0332R)	2 2	
-15	400 868 407 674 404 526	W W W	BOLT (AN23-15A) WASHER - (AN960-C10) NUT - (MS20365-1032C)	2 4 2	
-16	67091-00		BRACKET - Main gear door	2	
-17	67357-00		LINK ASSEMBLY - Nose gear door	1	
-18	67358-40		LINK ASSEMBLY - Nose gear door	1	
-19	67359-00		PLATE - Nose gear door link	2	
-20	67360-00		ROLLER - Nose gear door link	1	
-21	67361-00		BELLCRANK ASSEMBLY - Nose gear door	1	
-22	67362-00		ROD ASSEMBLY - Nose gear door	2	
-23	452 335	W	BEARING - Rod end (F34-14)	2	
-24	404 321	W	NUT - (AN316C4R)	2	
-24a	67362-02		ROD - Rod assembly	1	
-25	67363-00		SPRING - Nose gear door	1	
-26	67356-200		SLEEVE AND BUSHING ASSEMBLY - Nose gear door actuating	1	
-26a	63882-28		SLEEVE - Teflon	1	
-27	63882-29		SLEEVE - Teflon nose gear door actuating	2	
-28	67356-201		SLEEVE AND BUSHING ASSEMBLY - Nose gear door actuating	1	
-28a	63882-30		SLEEVE - Teflon	1	
-29	404 321	W	NUT- (AN316C-4R)	1	
-30	65003-27		BUSHING - Nose door actuating	3	
-31	690 664	W	WASHER - (NAS1149C0463R)	2	

A - Used on PA-28R-180 airplanes only,
B - Used on PA-28R-200 airplanes only,
W - These Parts must be ordered from Service Spares Department, Piper Aircraft, Vero Beach, Florida.

When ordering, always specify Part Number, Description, and Serial Number of Aircraft

PIPER PARTS CATALOG

Figure and Index Number	Part Number	Code	NOMENCLATURE	No. Req.	SERIAL NUMBERS AFFECTED
42-32	401 286		BOLT- (AN3C-30A)	1	
	690 614	W	WASHER - (NAS1149C0332R)	1	
	404 526	W	NUT- (MS21042-3)	1	
-33	403 054	W	BOLT- (AN3C-7A)	2	
	690 617	W	WASHER - (NAS1149C0363R)	4	
	404 526	W	NUT- (MS21042-3)	2	
-34	403 055	W	BOLT- (AN3C-10A)	2	
	690 617	W	WASHER (NAS1149C0363R)	6	
	404 526	W	NUT - (MS21042-3)	2	
-35	401 275		BOLT- (AN3C-14A)	3	
	690 614	W	WASHER - (NAS1149C0332R)	3	
	404 526	W	NUT- (MS21042-3)	3	
-37	62833-103		WASHER	2	
			W - These parts must be ordered from Service Spares		

When ordering, always specify Part Number, Description, and Serial Number of Aircraft

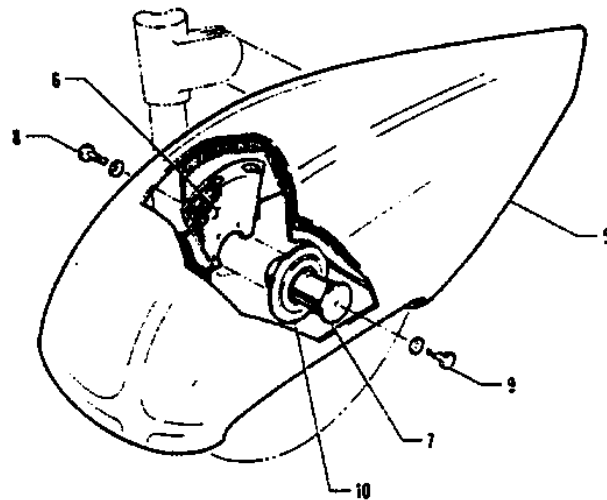
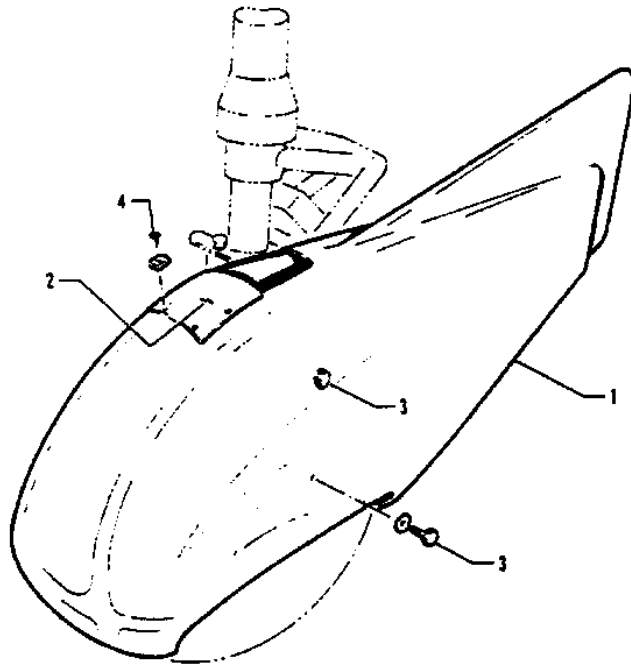


Figure 43. Main and Nose Wheel Fairing Installation
(PA-28-140 - Serial Nos. 28-20002 and up)
(PA-28-150-160-180 - Serial Nos. 28-1 and up)
(PA-28-235 - Serial Nos. 28-10003 and up)

PIPER PARTS CATALOG

Figure and Index Number	Part Number	Code	NOMENCLATURE	No. Req.	SERIAL NUMBERS AFFECTED
43-	63379 65348 76417 63376 65237	B G	DRAWING - Nose Wheel Fairing Installation DRAWING - Nose Wheel Fairing Installation DRAWING - Nose Wheel Fairing Installation DRAWING - Main Wheel Fairing Installation DRAWING - Main Wheel Fairing Installation		28-1to 28-1529 inclusive 28-7410001 and up 28-1 to 28-1529 inclusive 28-1530 and up
-1	63377-00 65331-00 65331-06 76415-00	E F G	FAIRING ASSEMBLY - Nose wheel FAIRING ASSEMBLY - Nose wheel FAIRING ASSEMBLY - Nose wheel FAIRING ASSEMBLY - Nose wheel	1 1 1 1	28-1 to 28-1529 inclusive
-2	63380-00 65332-00 79245-00 65332-02	E F G	COVER - Nose wheel fairing COVER - Nose wheel fairing COVER - Nose wheel fairing COVER - Nose wheel fairing	1 1 1 1	28-1 to 28-1529 inclusive
-3	401 310 407 801	W W	BOLT - (AN4-10A) WASHER - (AN970-4)	4 4	
-4	419 920 415 449 406 387 477 674	W W	SCREW - Type "B" truss head 8 x 1/2 L SCREW - (AN526-832R8) NUT - Tinnerman (A9031-8A-1) NUT - (MU-832-.45-.05 x .075-L-10)	4 4 4 4	28-1 to 28-1529 inclusive 28-1530 and up 28-1 to 28-1529 inclusive 28-1530 and up
-5	63374-00 63374-01 65203-00 65203-01 65203-02 65203-03	C C D D	FAIRING ASSEMBLY - Main wheel, left FAIRING ASSEMBLY - Main wheel, right FAIRING ASSEMBLY - Main wheel, left FAIRING ASSEMBLY - Main wheel, right FAIRING ASSEMBLY - Main wheel, left FAIRING ASSEMBLY - Main wheel, right	1 1 1 1 1 1	28-1 to 28-1529 inclusive 28-1 to 28-1529 inclusive
<p>A - Used on PA-28-140 with serial numbers 28-20002 and up, PA-28-150, PA-28-160 and PA-28-180 with serial numbers 28-1 and up, and PA-28-235 with serial numbers 28-10003 and up.</p> <p>B - Used on PA-28-150, PA-28-160 and PA-28-180 with serial numbers 28-1530 and up, PA-28-140 with serial numbers 28-20002 and up, and PA-28-235 with serial numbers 28-10003 to 28-7310187 inclusive.</p> <p>C - Used on PA-28-140 with serial numbers 28-20002 to 28-7125063 inclusive, PA-28-150, PA-28-160 and PA-28-180 with serial numbers 28-1530 to 28-7105068 inclusive, and PA-28-235 with serial numbers 28 -10003 to 28 -7110002 inclusive.</p> <p>D - Used on PA-28-140 with serial numbers 28-7125064 and up, PA-28-180 with serial numbers 28-7105069 and up, and PA-28-235 with serial numbers 28-7110003 and up.</p> <p>E - Used on PA-28-150, PA-28-160 and PA-28-180 with serial numbers 28-1530 to 28-7305611 inclusive, PA-28-140 with serial numbers 28-20002 to 28-7325684 inclusive, and PA-28-235 with serial numbers 28-10003 to 28-7310187 inclusive.</p> <p>F - Used on PA-28-140 with serial numbers 28-7425001 and up, and PA-28-180 with serial numbers 28-7405001 and up.</p> <p>G - Used on PA-28-235 airplanes only.</p> <p>W - These parts must be ordered from Service Spares Department, Piper Aircraft, Lock Haven, Penna.</p>					

When ordering, always specify Part Number, Description, and Serial Number of Aircraft

PIPER PARTS CATALOG

Figure and Index Number	Part Number	Code	NOMENCLATURE	No. Req.	SERIAL NUMBERS AFFECTED
43-6	63370-04		BRACKET ASSEMBLY - Wheel fairing, left	1	28-1 to 28-1529 inclusive
	63370-05		BRACKET ASSEMBLY - Wheel fairing, right	1	28-1 to 28-1529 inclusive
	63370-05		BRACKET ASSEMBLY - Wheel fairing, left	1	28-1530 and up
	63370-04		BRACKET ASSEMBLY - Wheel fairing, right	1	28-1530 and up
-7	63373-00		SUPPORT ASSEMBLY - Wheel fairing, main (3.50" long) plug-in type)	2	
	66821-04		SUPPORT ASSEMBLY - Wheel fairing, main (1.50" long) screw-on type)	2	
-8	400 003	W	BOLT - (AN4-6A)	6	
	407 801	W	WASHER - (an970-4)	6	
-9	400 003	W	BOLT - (AN4-6A)	2	
	407 801	W	WASHER - (AN970-4)	2	
-10	752 882	W	GREASE SEAL ASSEMBLY - (B39001)	2	
<p>A - Used on PA-28-140 with serial numbers 28-20002 and up, PA-28- 150, PA-28-160 and PA-28-180 with serial numbers 28-1 and up, and PA-28-235 with serial numbers 28-10003 and up.</p> <p>W - These parts must be ordered from Service Spares Department, Piper Aircraft, Lock Haven, Penna.</p>					

When ordering, always specify Part Number, Description, and Serial Number of Aircraft

**2116 THRU 2124
INTENTIONALLY LEFT BLANK**

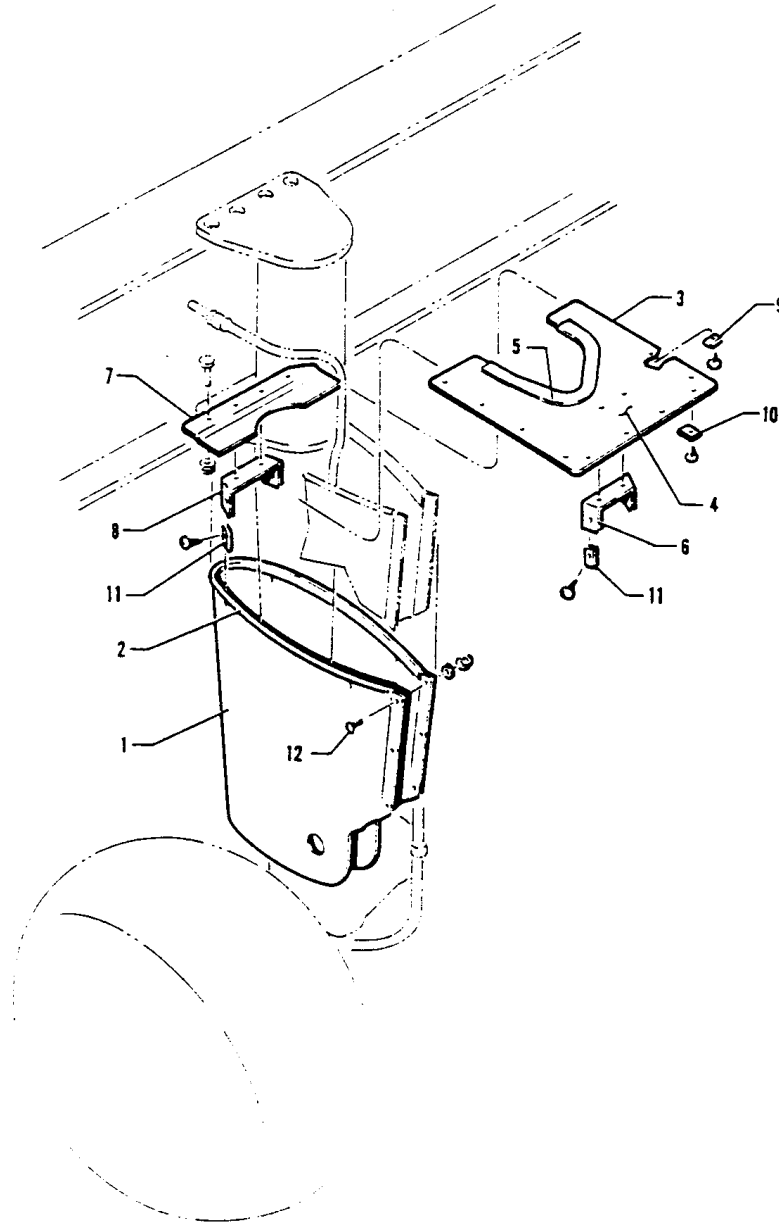


Figure 44. Main Landing Gear Strut Fairing Installation

PIPER PARTS CATALOG

Figure and Index Number	Part Number	Code	NOMENCLATURE	No. Req.	SERIAL NUMBERS AFFECTED
44-	63343 65693	A B	DRAWING - Strut Fairing Installation, Main Landing Gear DRAWING - Strut Fairing Installation, Main Landing Gear		
-1	63338-00		FAIRING ASSEMBLY - Main gear	2	
-2	63186-04		* MOLDING - Extruded	1	
-3	63339-00	A	PLATE ASSEMBLY - Fairing, left	1	
	63339-01	A	PLATE ASSEMBLY - Fairing, right	1	
	65688-00	B	PLATE ASSEMBLY - Fairing, left	1	
	65688-01	B	PLATE ASSEMBLY - Fairing, right	1	
-4	63339-02	A	* PLATE - Fairing	2	
	65688-02	B	* PLATE - Fairing, left	1	
	65688-03	B	* PLATE - Fairing, right	1	
-5	63186-33		* MOLDING - Extruded	1	
-6	63341-00		* CLIP - Fairing	2	
-7	63340-00	A	PLATE - Fairing, left	1	
	63340-01	A	PLATE - Fairing, right	1	
-8	63342-00		CLIP- Fairing	2	
-9	419 920	W	SCREW - (8 x 1/2)	2	
	415 449	B,W	SCREW - (AN526-832R8)	2	
	406 387	A	NUT- (A9031-8A-1)	2	
-10	419 920	A,W	SCREW - (8 x 1/2)	8	
	415 449	B,W	SCREW - (AN526-832R8)	8	
	603 350	A,W	NUT - (C1348-8Z)	8	
-11	419 920	W	SCREW - (8 x 1/2)	4	
	603 350	W	NUT - (C1348-8Z)	4	
-12	415 171		SCREW - (AN526C-632-5)	3	
	690 640	W	WASHER - (NAS1149FN632P)	3	
	404 528	W	NUT - (MS21042-06)	3	
			A - Used on PA-28-140 with serial numbers 28-20002 to 28-21594 inclusive, PA-28-150, PA-28-160 and PA-28-180 with serial numbers 28-1 to 28-3177 inclusive. and PA-28-235 with serial numbers 28-10003 to 28-10719 inclusive.		
			B - Used on PA-28-140 with serial numbers 28-21595 and up. PA-28-150, PA-28- 160 and PA-28-180 with serial numbers 28-3178 and up, and PA-28-235 with serial numbers 28-10720 and up.		
			W - These parts must be ordered from Service Spares Department Piper Aircraft Lock Haven Penna.		

When ordering, always specify Part Number, Description, and Serial Number of Aircraft

PIPER PARTS CATALOG

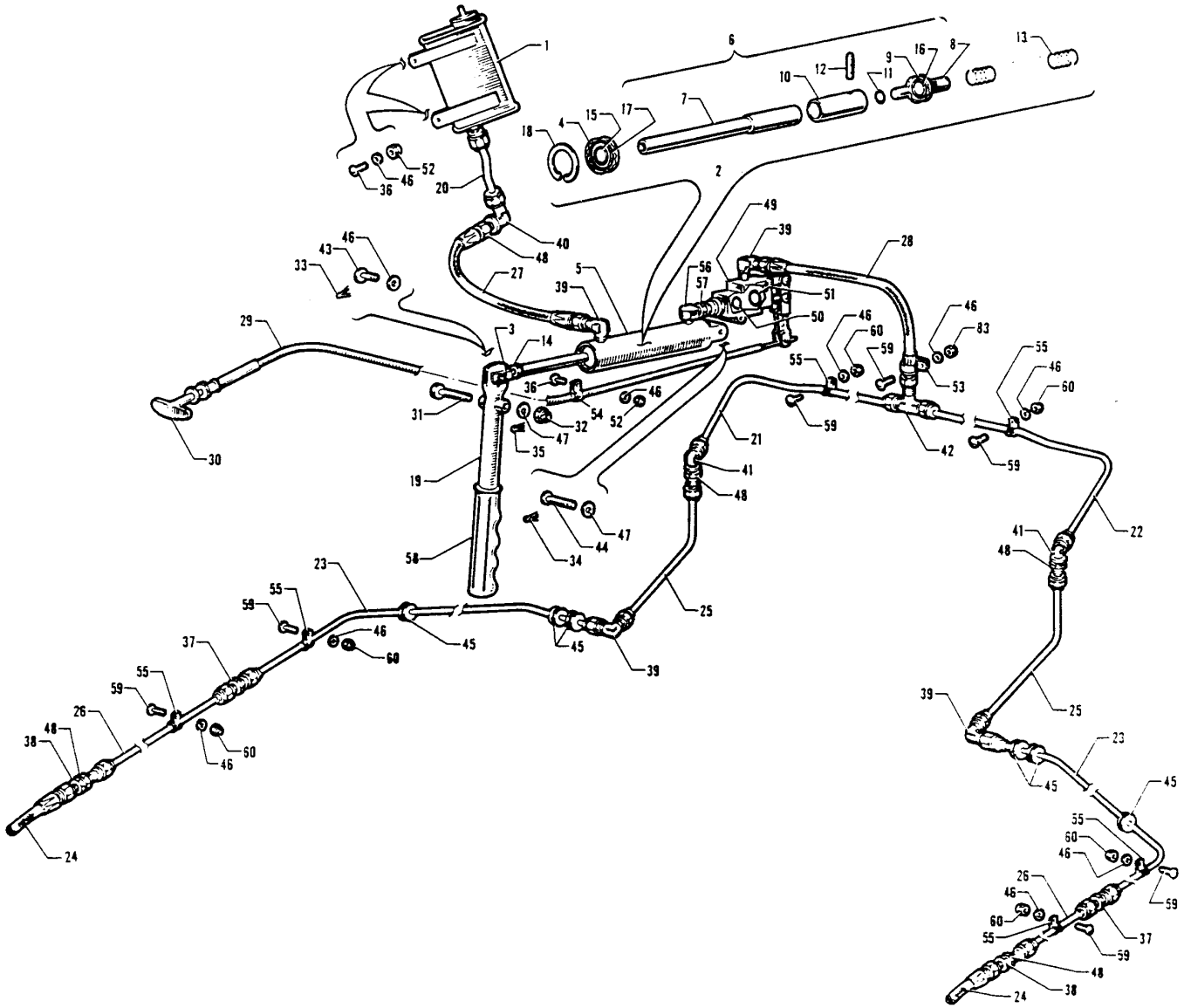


Figure 45. Hand Brake Installation
(Serial Nos.28-1 to 28-250 inclusive)

PIPER PARTS CATALOG

Figure and Index Number	Part Number	Code	NOMENCLATURE	No. Req.	SERIAL NUMBERS AFFECTED
45-	63326		DRAWING - Brake Installation		
-1	18290-00	W	RESERVOIR ASSEMBLY - Brake cylinder	1	
-2	21030-00	W	CYLINDER ASSEMBLY - Brake master	1	
-3	12605-00	W	CLEVIS	1	
-4	19011-00	W	CAP - Brake cylinder	1	
-5	21008-00	W	CYLINDER - Brake	1	
-6	21029-00	W	PLUNGER ASSEMBLY - Brake cylinder	1	
-7	12599-03	W	ROD - Brake cylinder plunger	1	
-8	15152-00	W	PIN	1	
-9	14153-00	W	PISTON HEAD	1	
-10	21028-00	W	BUSHING	1	
-11	484 700	W	PACKING "O" Ring (A N6227-5)	1	
-12	480 698	W	ROLL PIN - (#59-012-062-0625)	1	
-13	21051-00	W	SPRING - Brake cylinder	1	
-14	404 322	W	NUT - (AN316-4R)	1	
-15	484 701	W	PACKING - "O" Ring (AN6227-7)	1	
-16	484 706	W	PACKING - "O" Ring (A N6227 - 11)	1	
-17	484 702	W	PACKING- "O" Ring (AN6227- 16)	1	
-18	484 721	W	RING Retainer (#5000-106)	1	
-19	63320-00		HANDLE - Brake	1	
-20	63321-00		LINE ASSEMBLY - Brake, reservoir outlet	1	
-21	63322-00		LINE ASSEMBLY - Brake, left side, upper	1	
-22	63322-01		LINE ASSEMBLY - Brake, right side, upper	1	
-23	63323-00		LINE ASSEMBLY - Brake	2	
-24	63901-163		HOSE - Lower brake	2	
-25	63324-00		LINE ASSEMBLY - Brake, left and right	2	
-26	63325-00		LINE ASSEMBLY - Brake, left and right	2	
-27	63901-03		HOSE ASSEMBLY - Flexible, reservoir to master cylinder	1	
-28	63901-04		HOSE ASSEMBLY - Flexible, brake valve to tee	1	
-29	63902-02		CONTROL - Parking brake	1	
-30	471 080	W	HANDLE - Tee (#KN578A)	1	
-31	400 113	W	BOLT- (AN4-20)	1	
-32	404 101	W	NUT- (AN310-4)	1	
-33	424 040		COTTER PIN - (AN380-1-1)	1	
-34	424 041		COTTER PIN - (AN380-1-2)	1	
-35	424 051	W	COTTER PIN - (A N380 - 2 - 2)	1	
-36	416 995	W	SCREW - (AN526-1032R-8)	2	
-37	491 050	W	UNION - (AN815-4D)	2	
-38	491 060	W	UNION - (AN832-4D)	2	
-39	458 880	W	ELBOW - (AN821-4D)	4	
-40	458 934	W	ELBOW - (AN833-4)	1	
-41	458 910	W	ELBOW - (AS1040D0404)	2	
-42	488 320	W	TEE - (AN824-4D)	1	
-43	424 176	W	PIN- (MIS20392-2-15)	1	
-44	424 195	W	PIN- (MS20392-3-53)	1	
-45	434 151		GROMMET - (AN931-55-12)	4	

W - These parts must be ordered from Service Spares Department, Piper Aircraft, Lock Haven, Penna.

When ordering, always specify Part Number, Description, and Serial Number of Aircraft

PIPER PARTS CATALOG

Figure and Index Number	Part Number	Code	NOMENCLATURE	No. Req.	SERIAL NUMBERS AFFECTED
45-46	690 609	W	WASHER-(NAS1149F0332P)	13	
-47	690 613	W	WASHER-(NAS1149F0432P)	4	
-48	477 618	W	NUT - (AN924-4D)	5	
-49	492 061	W	VALVE - Hydraulic (#A77B)	1	
-50	757 268	W	PACKING - "O" Ring (AN6227-1)	2	
-51	484 700	W	PACKING - "O" Ring (AN6227-5)	1	
-52	406 796	W	NUT - Flexloc #22 ft 1032	3	
-53	454 854	W	CLAMP - (#A4886S-11-1)	1	
-54	454 887	W	CLAMP - (#A 4886S- 3- 1)	1	
-55	454 929	W	CLAMP - (#A4980S-4-91)	6	
-56	458 904	W	ELBOW - (A N914- ID)	1	
-57	476 643	W	NIPPLE - (AN911-ID)	1	
-58	463 380	W	GRIP - Black, parking brake	1	
-59	417 775	W	SCREW - (AN520-IOR8)	6	
-60	404 526	W	NUT - (MS21042-3)	1	
			W- These parts <u>must</u> be ordered from Service Spares Department, Piper Aircraft, <u>Lock Haven, Penna.</u>		

When ordering, always specify Part Number, Description, and Serial Number of Aircraft

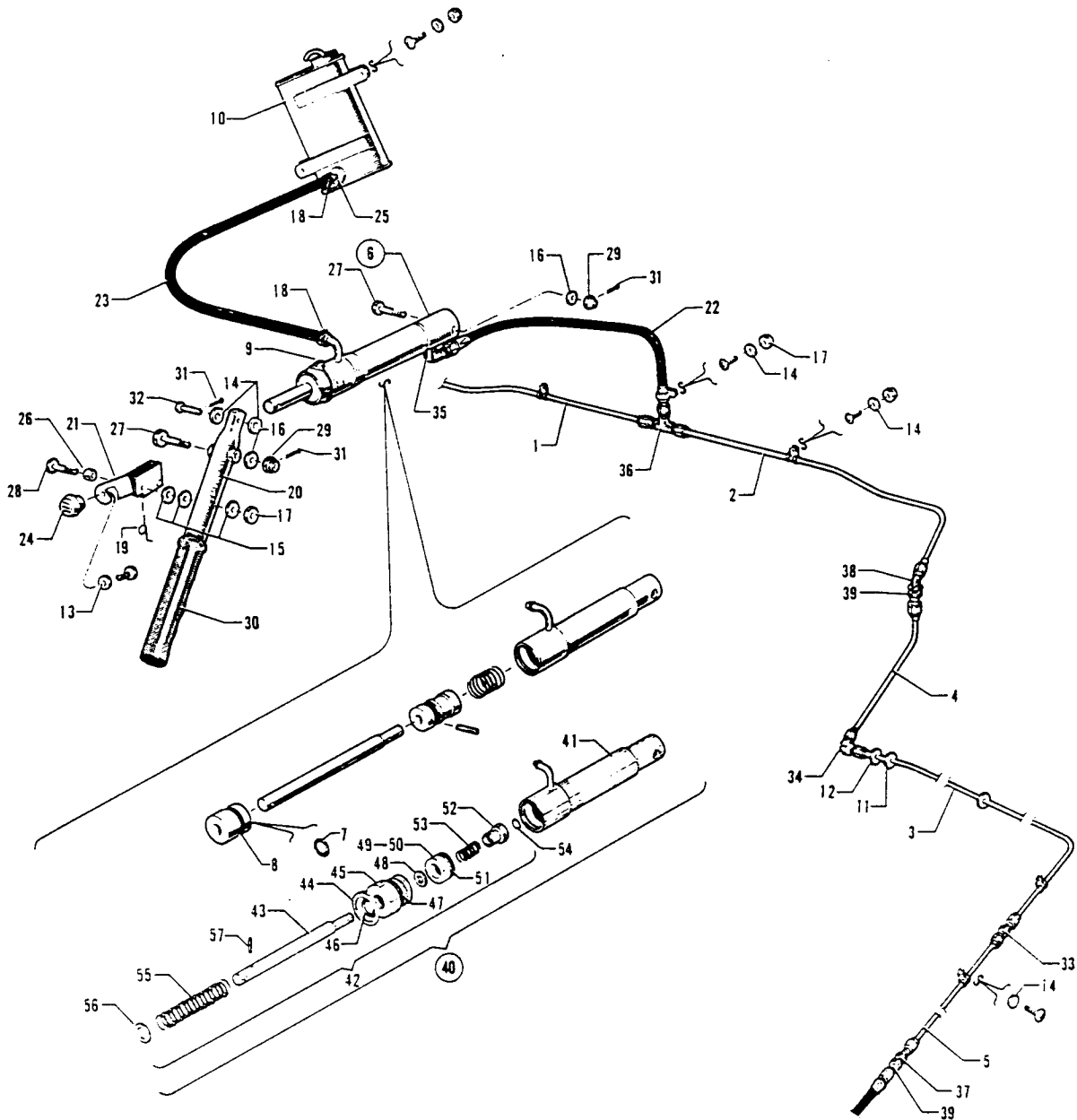


Figure 46. Hand Brake Installation
 (PA-28-140 - Serial Nos. 28-20002 and up)
 (PA-28-150-160-180 - Serial Nos. 28-251 and up)
 (PA-28-235 - Serial Nos. 28-10003 and up)

PIPER PARTS CATALOG

Figure and Index Number	Part Number	Code	NOMENCLATURE	No. Req.	SERIAL NUMBERS AFFECTED
46-	63359 65268 65842	H B J	DRAWING - Brake Installation DRAWING - Brake Installation DRAWING - Brake Installation		
-1	63322-00 63489-00	C D.E	LINE ASSEMBLY - Left LINE ASSEMBLY . Left	1 1	
-2	63322-01 63466-00	C D	LINE ASSEMBLY - Right LINE ASSEMBLY - Right	1 1	
-3	63323-00 68467-00	F G	LINE ASSEMBLY LINE ASSEMBLY	2 2	
<p>A - Used on PA-28-140 with serial numbers 28-20002 and up, PA-28-150, PA-28-160 and PA-28-180 with serial numbers 28-251 and up, and PA-28-235 with serial numbers 28-10003 and up.</p> <p>B - Used on PA-28-150, PA-28-160 and PA-28-180 with serial numbers 28-1761 to 28-4377 inclusive, and PA-28-235 with serial numbers 28-10003 to 28-11039 inclusive.</p> <p>C - Used on PA-28-150, PA- 28-160 and PA-28-180 with serial numbers 28-251 to 28-1760 inclusive, PA-28-235 with serial numbers 28-10003 to 28-10486 inclusive, and PA-28-140 with serial numbers 28-20002 to 28-20520 inclusive.</p> <p>D - Used on PA-28-150, PA-28-160 and PA-28-180 with serial numbers 28-1761 and up, PA-28-235 with serial numbers 28-10487 to 28-11039 inclusive, and PA-28-140 with serial numbers 28-20521 and up.</p> <p>E - See Figure 48 if toe brakes are installed.</p> <p>F - Used on PA-28-150, PA-28-160 and PA-28-180 with serial numbers 28-251 to 28-2477 inclusive, PA-28-235 with serial numbers 28-10003 to 28-10675 inclusive, and PA-28-140 with serial numbers 28-20002 to 28-24999 inclusive.</p> <p>G - Used on PA-28-150, PA-28-160 and PA-28-180 with serial numbers 28-2478 and up, PA-28-235 with serial numbers 28-10676 and up, and PA-28-140 with serial numbers 28-25000 and up.</p> <p>H - Used on PA-28-150, PA-28-160 and PA-28-180 with serial numbers 28-251 to 28-1760 inclusive, and PA-28-140 with serial numbers 28-20002 to 28-24999 inclusive.</p> <p>J - Used on PA-28-180 with serial numbers 28-4378 and up, PA-28-235 with serial numbers 28-11040 and up. and PA-28-140 with serial numbers 28-25000 and up).</p>					

When ordering, always specify Part Number, Description, and Serial Number of Aircraft

PA-28-140
PA-28-150
PA-28-160
PA-28-180
PA-28-235

PIPER PARTS CATALOG

Figure and Index Number	Part Number	Code	NOMENCLATURE	No. Req.	SERIAL NUMBERS AFFECTED
46-4	63324-00	D	LINE ASSEMBLY	2	
	63324-04	H	LINE ASSEMBLY	2	
	67700-58	E	LINE ASSEMBLY	2	
-5	63325-00		LINE ASSEMBLY	2	
-6	63353-00	C,F	ACTUATOR ASSEMBLY - Brake cylinder	1	
-7	484 701	C,W	* PACKING - Hydraulic (AN6227-7)	1	
-8	484 706	C,W	* PACKING - Hydraulic(AN6227-11)	1	
-9	416 087	C	* SCREW - (AN500A-6-3)	1	
-10	63355-06	G	RESERVOIR ASSEMBLY - Brake cylinder	1	
	63355-09	B	RESERVOIR ASSEMBLY - Brake cylinder	1	
-11	434 132	W	GROMMET - (AN931-11-16)	2	
-12	434 151		GROMMET - (AN931-5S-12)	4	
-13	407 124		LOCK WASHER - (AN935-10L)	1	
-14	690 609	W	WASHER - (NAS1149F0332P)	11	
-15	690 612	W	WASHER - (NAS1149F0363P)	3	
-16	690 611	W	WASHER - (NAS1149F0463P)	2	
-17	404 526	W	NUT - (MS21042-3)	4	
-18	554 998		CLAMP - Hose (SAE TY F-4)	2	
<p>A - Used on PA-28-140 with serial numbers 28-20002 and up, PA-28-150, PA-28-160 and PA-28-180 with serial numbers 28-251 and up, and PA-28-235 with serial numbers 28-10003 and up.</p> <p>B - Used on PA-28-150, PA-28-160 and PA-28-180 with serial numbers 28-1761 and up, PA-28-235 with serial numbers 28-1 0003 and up, and PA-28-140 with serial numbers 28-25000 and up.</p> <p>C- Used on PA-28-140 with serial numbers 28-20002 to 28-21036 inclusive, PA-28-150, PA-28-160 and PA-28-180 with serial numbers 28-251 to 28-2700 inclusive, and PA-28-235 with serial numbers 28-10003 to 28-10697 inclusive.</p> <p>D- Used on PA-28-150, PA-28-160 and PA-28-180 with serial numbers 28-251 to 28-2477 inclusive, PA-28-235 with serial numbers 28-10003 to 28-1 0675 inclusive, and PA-28-1 40 with serial numbers 28-20002 to 28-24999 inclusive.</p> <p>E- Used on PA-28-180 with serial numbers 28-7305001 and up, and PA-28-235 with serial numbers 28-7310001 and up.</p> <p>F - Order P/N 455 938 if complete Actuator Assembly is required.</p> <p>G - Used on PA-28-150, PA-28-160 and PA-28-180 with serial numbers 28-251 to 28-1760 inclusive. and PA-28-140 with serial numbers 28-20002 to 28-24999 inclusive.</p> <p>H - Used on PA-28-150, PA-28-160 and PA-28-180 with serial numbers 28-2478 to 28-7205328 inclusive, PA-28-235 with serial numbers 28-10676 to 28-7210033 inclusive, and PA-28-140 with serial numbers 28-25000 and up.</p> <p>W - These parts must be ordered from Service Spares Department- Piper Aircraft, Vero Beach, Florida.</p>					

When ordering, always specify Part Number, Description, and Serial Number of Aircraft

PIPER PARTS CATALOG

Figure and Index Number	Part Number	Code	NOMENCLATURE	No. Req.	SERIAL NUMBERS AFFECTED
46-19	63356-00		SPRING - Brake handle	1	
-20	63357-00		HANDLE ASSEMBLY - Brake	1	
-21	63358-00	B	LATCH ASSEMBLY - Brake handle	1	
	67135-03	E	LATCH ASSEMBLY - Brake handle	1	
-22	63901-09		HOSE ASSEMBLY - Flexible	1	
-23	63913-10		HOSE - Flexible	1	
-24	63914-07		KNOB ASSEMBLY - Parking brake	1	
-25	63915-06		DISC - Firewall seal	1	
-26	63900-131		BUSHING	1	
-27	400 113	W	BOLT - (AN4-20)	2	
-28	400 686		BOLT - (AN23-23A)	1	
-29	404 101	W	NUT - (AN310-4)	2	
-30	463 380	W	GRIP - Brake handle	1	
-31	424 051	W	PIN - (AN380-2-2)	2	
-32	424 178	W	PIN - (AN393-19)	1	
-33	491 050	W	UNION - (AN815-4D)	2	
-34	458 881	W	ELBOW - (AN821-4D)	2	
-35	458 894	W	ELBOW- (AN822-4D)	2	
-36	488 320	W	TEE - (AN824-4D)	1	
-37	491 060	C,W	UNION - (AN832-4D)	2	
	458 910	D,W	ELBOW - (AS1040D0404)	2	
-38	458 910	W	ELBOW - (AS1040D0404) Left	1	
	491 060	W	UNION - (AN832-4D) Right	1	
-39	477 618	W	NUT- (AN924-4D)	4	
-40	455 938	F	CYLINDER ASSEMBLY - Master (10-22)	1	
-41	753 956	F	* HYDRAULIC CYLINDER ASSEMBLY - (189-9)	1	
-42	755 948	F	* PISTON ROD ASSEMBLY - (182-7)	1	
-43	755 949	F	** ROD - Piston (142-9)	1	
-44	755 950	F	** RING - Snap (155-10)	1	
-45	751 889	F	** GLAND - Packing (141-10)	1	
-46	484 701	F,W	** PACKING - "O" Ring (AN6227-7)	1	
-47	484 727	F	** PACKING - "O" Ring (AN6227-12)	1	
			A - Used on PA-28-140 with serial numbers 28-20002 and up, PA-28-150, PA-28-160 and PA-28-180 with serial numbers 28-251 and up. and PA-28-235 with serial numbers 28-10003 and up.		
			B - Used on PA-28-150, PA-28-160 and PA-28-180 with serial numbers 28-1 to 28-4377 inclusive, PA-28-235 with serial numbers 28-10003 to 28-11039 inclusive, and PA-28-140 with serial numbers 28-20002 to 28-24999 inclusive.		
			C - Used on PA-28-150, PA-28-160 and PA-28-180 with serial numbers 28-251 to 28-1284 inclusive.		
			D - Used on PA-28-150, PA-28-160 and PA-28-180 with serial numbers 28-1285 and up, PA-28-140 and PA-28-235 airplanes.		
			E - Used on PA-28-180 with serial numbers 28-4378 and up, PA-28-235 with serial numbers 28-11040 and up, and PA-28-140 with serial numbers 28-25000 and up.		
			F - Used on PA-28-140 with serial numbers 28-21037 and up. PA-28-150, PA-28-160 and PA-28-180 with serial numbers 28-2701 and up, and PA-28-235 with serial numbers 28-10698 and up.		
			W - These parts must be ordered from Service Spares Department. Piper Aircraft. Lock Haven. Penna.		

When ordering, always specify Part Number, Description, and Serial Number of Aircraft

PA-28-140
PA-28-150
PA-28-160
PA-28-180
PA-28-235

PIPER PARTS CATALOG

Figure and Index Number	Part Number	Code	NOMENCLATURE	No. Req.	SERIAL NUMBERS AFFECTED
46-48	753 172	B,W	** WASHER - Dyna-seal (110-3/16)	1	
-49	757 216	B	** PISTON ASSEMBLY - (92-19)	1	
-50	757 217	B	*** PISTON - (48-10)	1	
-51	484 706	B,W	*** PACKING - "O" Ring (AN6227-11)	1	
-52	753 381	B,W	** BUSHING - (145-15)	1	
-53	756 117	B,W	** SPRING - (82-8)	1	
-54	752 855	B,W	** RING - Snap (155-5)	1	
-55	756 118	B,W	** SPRING - (82-9)	1	
-56	690 629	B,W	** WASHER - (NAS1149F0663P)	1	
-57	755 882	B	** ROLL PIN - (223-1)	1	
			A - Used on PA-28-140 with serial numbers 28-20002 and up, PA-28-150, PA-28-160 and PA-28-180 with serial numbers 28-251 and up, and PA-28-235 with serial numbers 28-10003 and up.		
			B - Used on PA-28-140 with serial numbers 28-21037 and up, PA-28-150, PA-28-160 and PA-28-180 with serial numbers 28-2701 and up, and PA-28-235 with serial numbers 28-10698 and up.		
			W - These parts must be ordered from Service Spares Department, Piper Aircraft, Lock Haven, Penna.		

When ordering, always specify Part Number, Description, and Serial Number of Aircraft

PIPER PARTS CATALOG

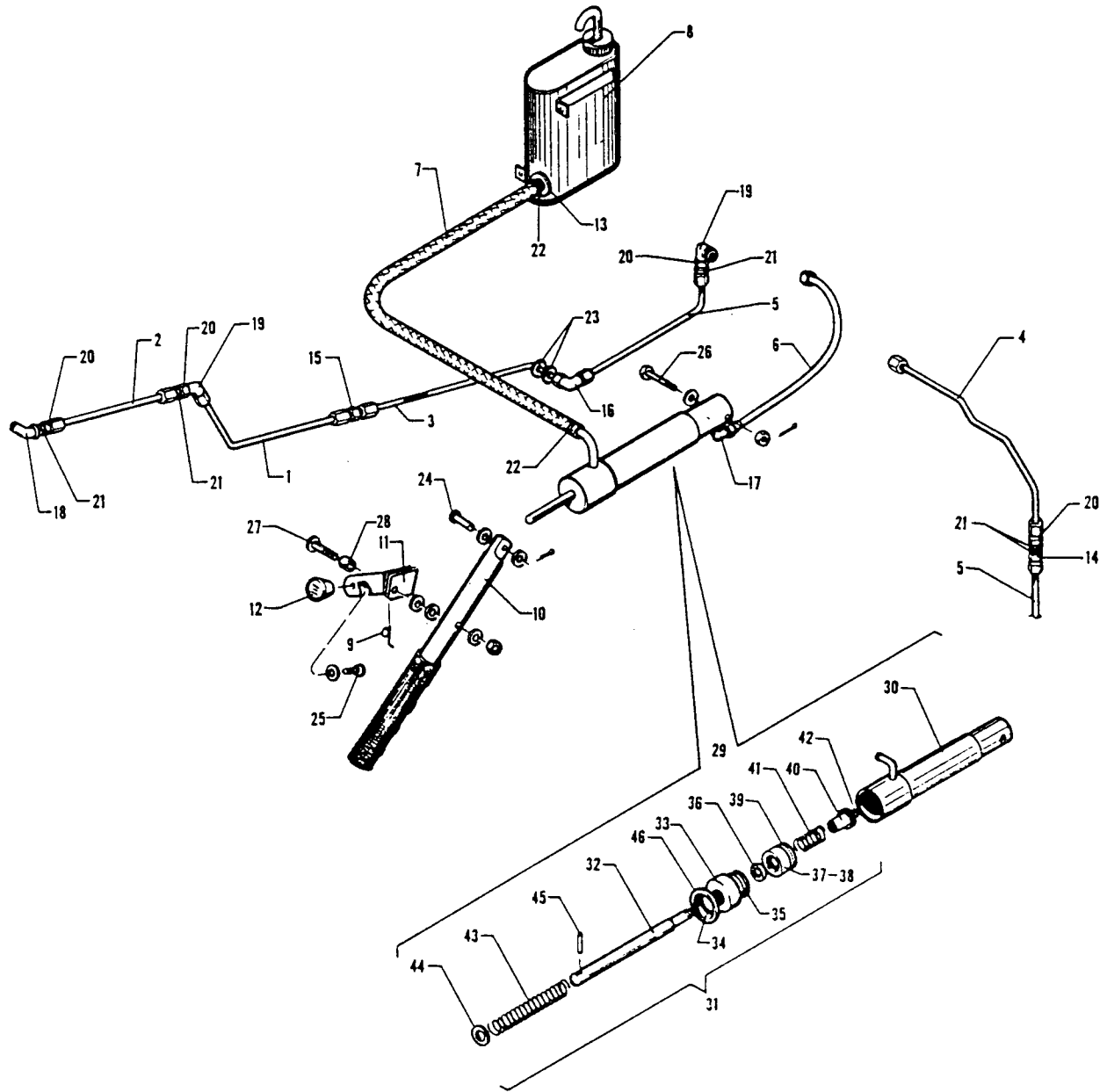


Figure 47. Hand Brake Installation

PIPER PARTS CATALOG

Figure and Index Number	Part Number	Code	NOMENCLATURE	No. Req.	SERIAL NUMBERS AFFECTED
47-	67014		DRAWING - Hand Brake Installation		
-1	67338-00		LINE ASSEMBLY - Brake	2	
-2	67342-00	A	LINE ASSEMBLY - Brake	2	
	67549-00	B	LINE ASSEMBLY - Brake	2	
-3	68467-00		LINE ASSEMBLY - Brake	2	
-4	63466-00		LINE ASSEMBLY - Brake, right	1	
-5	63324-04	C	LINE ASSEMBLY - Brake	2	
	67700-58	D	LINE ASSEMBLY - Brake	2	
-6	63901-09		HOSE ASSEMBLY - Flexible	1	
-7	63913-10		HOSE - Flexible	1	
-8	63355-09		RESERVOIR ASSEMBLY - Brake cylinder	1	
-9	63356-00		SPRING - Brake handle	1	
-10	63357-00		HANDLE ASSEMBLY - Brake	1	
-11	67135-03		LATCH ASSEMBLY - Hand brake	1	
-12	63914-07		KNOB ASSEMBLY - Hand brake	1	
-13	63915-06		DISC - firewall seal	1	
-14	491 060	W	UNION - (AN832-4D)	1	
-15	491 050	W	UNION - (AN815-4D)	2	
-16	458 881	W	ELBOW - (AN821-4D)	2	
-17	458 894	W	ELBOW - (AN822-4D)	1	
-18	458 900	W	ELBOW - (AN833-4D)	2	
-19	458 910	W	ELBOW - (AN837-4D)	3	
-20	477 618	W	NUT - (AN924-4D)	8	
-21	690 630	W	WASHER - (NAS1149F0763P)	8	
-22	454 983	W	CLAMP - (SAE 8)	2	
-23	434 151		GROMMET - (AN931-5S-12)	6	
-24	424 178	W	PIN - (AN393-19)	1	
	690 609	W	WASHER - (NAS1149F0332P)	2	
	424 051	W	PIN - Cotter (AN380-2-2)	1	
-25	416 994	W	SCREW - (AN526-1032R6)	1	
	407 124		WASHER - (AN935-10L)	1	
-26	400 113	W	BOLT - (AN4-20)	2	
	690 611	W	WASHER - (NAS1149F0463P)	6	
	404 101	W	NUT - (AN310-4)	2	
	424 051	W	PIN - Cotter (AN380-2-2)	2	
-27	400 876		BOLT - (AN23-24A)	1	
	690 612	W	WASHER - (NAS1149F0363P)	3	
	404 526	W	NUT - (MS21042-3) 1		
<p>A - Used on PA-28R-180 with serial numbers 28R-30005 to 28R-30481 inclusive, 28R-30483 to 28R-31282 inclusive, and PA-28R-200 with serial numbers 28R-30482, 28R-35001 to 28R-35669 inclusive.</p> <p>B - Used on PA-28R-180 with serial number 28R-31283 and up, and PA-28R-200 with serial numbers 28R-35670 and up.</p> <p>C - Used on PA-28R-180 with serial numbers 28R-30005 to 28R-7130019 inclusive, and PA-28R-200 with serial numbers 28R-30482, 28R-35001 to 28R-7135238 inclusive.</p> <p>D - Used on PA-28R-200 with serial numbers 28R-7235001 and up.</p> <p>W - These parts must be ordered from Service Spares Department, Piper Aircraft Vero Beach, Florida.</p>					

When ordering, always specify Part Number, Description, and Serial Number of Aircraft

PIPER PARTS CATALOG

Figure and Index Number	Part Number	Code	NOMENCLATURE	No. Req.	SERIAL NUMBERS AFFECTED
47-28	63900 -131		BUSHING	1	
-29	455 938		CYLINDER ASSEMBLY - Master (#10-22)	1	
-30	753 956		HYDRAULIC CYLINDER ASSEMBLY- (189-9)	1	
-31	755 948		PISTON ROD ASSEMBLY - (182 -7)	1	
-32	755 949		ROD - Piston (142 -9)	1	
-33	751 889		GLAND - Packing(141-10)	1	
-34	484 701	W	PACKING - "O" Ring (AN6227-7)	1	
-35	484 727		PACKING - "O" Ring (AN6227-12)	1	
-36	753172	W	WASHER - Dyna—seal (#110-3/16)	1	
-37	757 216		PISTON ASSEMBLY - (92-19)	1	
-38	757 217		PISTON - (48-10)	1	
-39	484 706	W	PACKING - "O" Ring (AN6227 -11)	1	
-40	753 381	W	BUSHING - (145-15)	1	
-41	756 117	W	SPRING - (82-8)	1	
-42	752 855	W	RING - Snap (155-5)	1	
-43	756 118	W	SPRING - (82-9)	1	
-44	690 629	W	WASHER - (NAS1149F0663P)	1	
-45	755 882	W	ROLL PIN - (223-1)	1	
-46	755 950		RING - Snap (155-10)	1	
<p>W - These parts <u>must</u> be ordered from Service Spares Department, Piper Aircraft, <u>Lock Haven, Penna.</u></p>					

When ordering, always specify Part Number, Description, and Serial Number of Aircraft

PIPER PARTS CATALOG

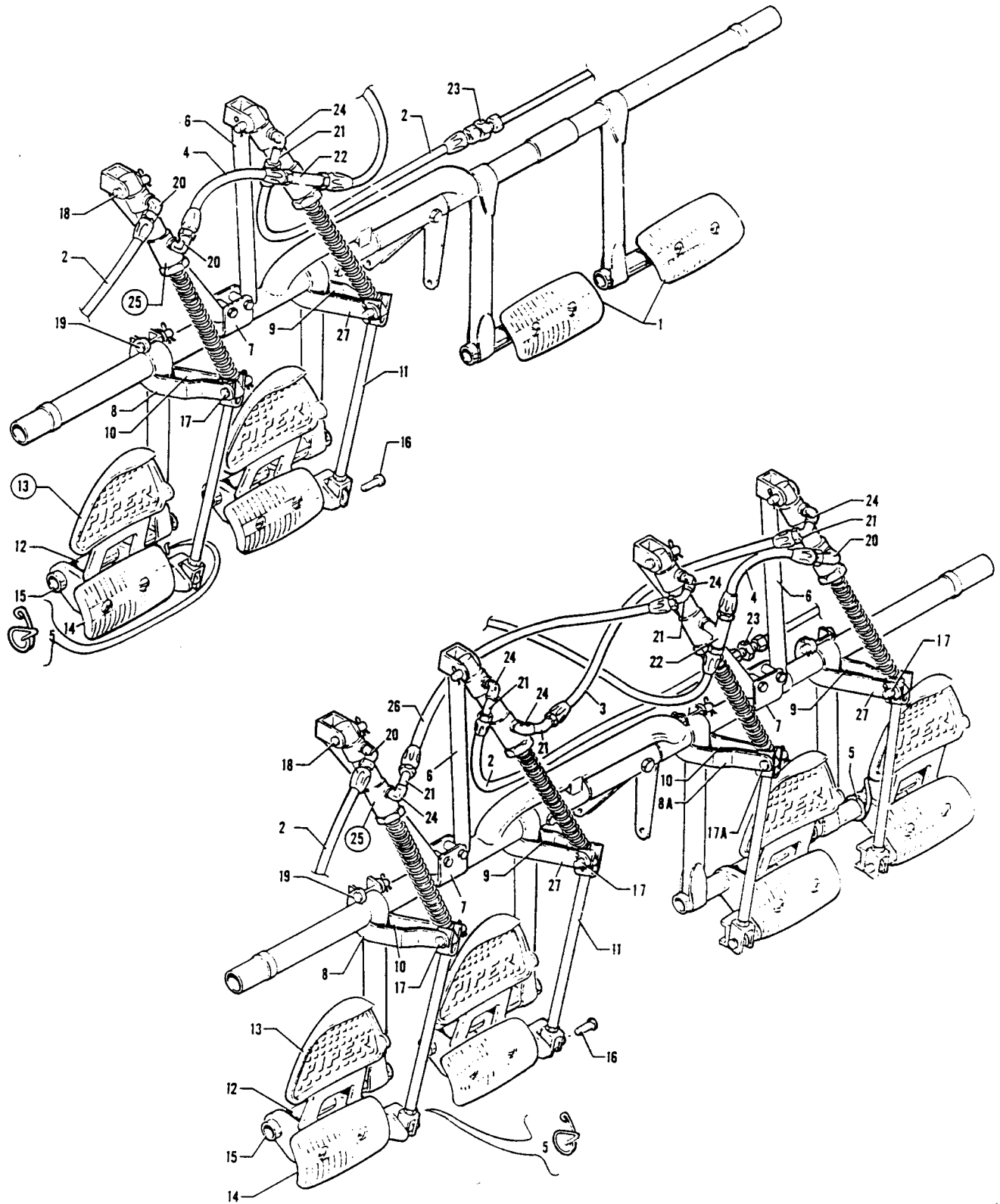


Figure 48. Toe Brake Installation

PIPER PARTS CATALOG

Figure and Index Number	Part Number	Code	NOMENCLATURE	No. Req.	SERIAL NUMBERS AFFECTED
48-	63475 63476 62700 65580 67018 66697	J C D E F	DRAWING - Single Toe Brake Line Installation DRAWING - Dual Toe Brake Line Installation DRAWING - Control System Installation DRAWING - Control System Installation DRAWING - Control System Installation DRAWING - Control System Installation		28-25000 and up
-1	62866-00	A,J	PAD ASSEMBLY - Rudder	2	
-2	63901-09		HOSE ASSEMBLY - Flexible	2	
-3	63901-21	B	HOSE ASSEMBLY - Flexible	1	
-4	63901-22		HOSE ASSEMBLY - Flexible	1	
-5	63594-00		CLIP - Spring, left outboard pedal	1	
	63594-01	B	CLIP - Spring, right outboard pedal	1	
-6	63464-00	A,J	BRACE ASSEMBLY - Toe brake	1	
	63464-00	B	BRACE ASSEMBLY - Toe brake	2	
-7	63468-00	A,J	BRACKET - Toe brake	1	
	63468-00	B	BRACKET - Toe brake	2	
-8	63469-00		ARM - Toe brake	1	
-8a	63469-00	B,G	ARM - Toe brake	1	
	63469-01	B,H	ARM - Toe brake	1	
-9	63469-01	A,J	ARM - Toe brake	1	
	63469-01	B	ARM - Toe brake	2	
-10	63470-00	A,J	ARM - Toe brake	1	
	63470-00	B	ARM - Toe brake	2	
			A - Used with single toe brake only. B - Used with dual toe brake only. C - Used on PA-28-140 with serial numbers 28-20002 to 28-24999 inclusive, PA-28-150, PA-28-160 and PA-28-1 80 with serial numbers 28-1 to 28-4377 inclusive, and PA-28-235 with serial numbers 28-10003 to 28-10719 inclusive D Used on PA-28-235 with serial numbers 28-10720 and up, and PA-28-180 with serial numbers 28-4378 and up. E - Used on PA-28R-180 and PA-28R-200 airplanes only. F - Used on PA-28-140 airplanes only. G - Used on PA-28-140 with serial numbers 28-20002 to 28-20370 inclusive, PA-28-150, PA-28-160 and PA-28-180 with serial numbers 28-1 to 28-1760 inclusive, and PA-28-235 with serial numbers 28-10003 to 28-10486 inclusive. H - Used on PA-28-140 with serial numbers 28-20371 and up, PA-28-180 with serial numbers 28-1761 and up, PA-28-235 with serial numbers 28-10487 and up, PA-28R-180 and PA-28R-200 airplanes. J - Used on PA-28-140 with serial numbers 28-20002 to 28-7325684 inclusive, PA-28-150, PA-28-160 and PA-28-180 with serial numbers 28-1 to 28-7305611 inclusive, PA-28-235 with serial numbers 28-10003 to 28-7310187 inclusive, PA-28R-180 with serial numbers 28R-30005 to 28R-7130019 inclusive, and PA-28R-200 with serial numbers 28R-30482. 28R-35001 to 28R-7335455 inclusive.		

When ordering, always specify Part Number, Description, and Serial Number of Aircraft

PIPER PARTS CATALOG

Figure and Index Number	Part Number	Code	NOMENCLATURE	No. Req.	SERIAL NUMBERS AFFECTED
48-11	63474-00	C	CLEVIS ASSEMBLY - Toe brake (adjustable)	4	28R-7435001 and up
	66780-00	D	CLEVIS ASSEMBLY - Toe brake (non-adjustable)	4	
	79430-00	H	CLEVIS ASSEMBLY - Toe brake (non-adjustable)	4	
-12	63478-00	A,G	SPACER - Toe pedal	2	
	63478-00	B	SPACER - Toe pedal	4	
-13	63485-00		PEDAL ASSEMBLY - Toe brake, left inboard	1	
	63485-02		PEDAL ASSEMBLY - Toe brake, left, outboard	1	
	63485-01	B	PEDAL ASSEMBLY - Toe brake, right inboard	1	
	63485-03	B	PEDAL ASSEMBLY - Toe brake, right outboard	1	
-14	62867-02		PAD ASSEMBLY - Brake pedal	1	
-15	453 714		BEARING - Brake pedal (PS10065-37)	4	
-16	424 177	G,W	PIN - Flat head (MS20392-2C17)	4	
	424 175	H,W	PIN - Flat head (MS20392-2C13)	4	
-17	424 181	W	PIN - Flat head (AN393-25)	3	
-17a	424 181	E,W	PIN - Flat head (AN393-25)	1	
	424 184	F	PIN - Flat head (AN393-31)	1	
			<p>A - Used with single toe brake only. B - Used with dual toe brake only. C - Used on PA-28-140 with serial numbers 28-20002 to 28-20370 inclusive, PA-28-150, PA-28-160 and PA-28-180 with serial numbers 28-1 to 28-1760 inclusive, and PA-28-235 with serial numbers 28-10003 to 28-10486 inclusive. D - Used on PA-28-140 with serial numbers 28-20371 to 28-7325684 inclusive, PA-28-180 with serial numbers 28-1761 to 28-7305611 inclusive, PA-28-235 with serial numbers 28-10487 to 28-7310187 inclusive, PA-28R-180 with serial numbers 28R-30005 to 28R-7130019 inclusive, and PA-28R-200 with serial numbers 28R-30482, 28R-35001 to 28R-7335455 inclusive. E - Used on PA-28R-200 with serial numbers 28R-30482, 28R-35001 to 28R-7335455 inclusive, PA-28-140, PA-28-150, PA-28-160, PA-28-180, PA-28-235 and PA-28R-180 airplanes. F - Used on PA-28R-200 airplanes only. G - Used on PA-28-140 with serial numbers 28-20002 to 28-7325684 inclusive, PA-28-150, PA-28-160 and PA-28-180 with serial numbers 28-1 to 28-7305611 inclusive, PA-28-235 with serial numbers 28-10003 to 28-7310187 inclusive, PA-28R-180 with serial numbers 28R-30005 to 28R-71 3001 9 inclusive, and PA-28R-200 with serial numbers 28R-30482, 28R-35001 to 28R-7335455 inclusive. H - Used on PA-28-140 with serial numbers 28-7425001 and up, PA-28-180 with serial numbers 28-7405001 and up, PA-28-235 with serial numbers 28-7410001 and up, and PA-28R-200 with serial numbers 28R-7435001 and up. W - These parts must be ordered from Service Spares Department, Piper Aircraft, Lock Haven, Penna.</p>		

When ordering, always specify Part Number, Description, and Serial Number of Aircraft

PIPER PARTS CATALOG

Figure and Index Number	Part Number	Code	NOMENCLATURE	No. Req.	SERIAL NUMBERS AFFECTED
48-18	424 184		PIN - Flat head (AN393-31)	4	
-19	424 189		PIN - Flat head (MS20392-2C39)	4	
-20	458 894	W	ELBOW - (MS20822-4D)	2	
-21	558 806	A,G,W	ELBOW - (MS20823-4D)	1	
	558 806	B,W	ELBOW - (MS20823-4D)	5	
-22	691 220		TEE - (MS20825-4D)	1	
-23	491 050	W	UNION - (AN815-4D)	1	
-24	458 904	A,G,W	ELBOW - (AN914-1D)	1	
	458 904	B,W	ELBOW - (AN914-1D)	5	
-25	455 932	A,C,D,G	CYLINDER ASSEMBLY - Master (10-20) Cleveland	2	
	458 932	B,C,D	CYLINDER ASSEMBLY - Master (10-20) Cleveland	4	
	455 968	A,C,D,G	CYLINDER ASSEMBLY - Master (1027) Cleveland	2	
	455 968	B,C,D	CYLINDER ASSEMBLY - Master (10-27) Cleveland	4	
	455 968	A,C,G	CYLINDER ASSEMBLY - Master (10-30) Cleveland	2	
	455 968	B,C	CYLINDER ASSEMBLY - Master (10-30) Cleveland	4	
	455 944	A,C,G	CYLINDER ASSEMBLY - Master (17000) Gar-Kenyon	2	
	455 944	B,C	CYLINDER ASSEMBLY - Master (17000) Gar-Kenyon	4	
-26	63901-21	B,E	HOSE ASSEMBLY - Flexible	1	
	63901-29	B,F	HOSE ASSEMBLY - Flexible	1	28-25000 and up
-27	63470-01	A,G	ARM - Toe brake	1	
	63470-01	B	ARM - Toe brake	2	
	760 842	H	KIT - Toe brake system modification		
			A - Used with single toe brake only.		
			B - Used with dual toe brake only.		
			C - See Figure 48A for component parts.		
			D - No longer available. Order Master Cylinder Assembly Part Number 455 968 (Cleveland10-30) or 455 944 (Gar-Kenyon17000) as a replacement.		
			E - Used on PA-28-140 with serial numbers 28-20002 to 2B-24999 inclusive, PA-28-150, PA-28-160, PA-28-180, PA-28R-180, PA-28R-200 and PA-28-235 airplanes.		
			F - Used on PA-28-140 airplanes only.		
			G - Used on PA-28-140 with serial numbers 28-20002 to 28-7325654 inclusive, PA-28-150, PA-28-160 and PA-28-180 with serial numbers 28-1 to 28-7305611 inclusive, PA-28-235 with serial numbers 28-10003 to 28-7310187 inclusive, PA-28R-180 with serial numbers 28R-30005 to 28R-7130019 inclusive, and PA-28R-200 with serial numbers 28R-30482, 28R-35001 to 28R-7335455 inclusive.		
			H- Reference latest revision to Service Letter 700. Used in PA-28-140 aircraft with serial numbers 28-7425001 to 28-7425219 inclusive, PA-28-180 with 28-7405001 to 28-7405090 inclusive, PA28R-200 with serial numbers 28R-7435001 to 28R-7435166 inclusive and PA-28-235 with serial numbers 28-7410001 to 28-7410055 inclusive.		
			W - These parts must be ordered from Service Spares Department, Piper Aircraft, Vero Beach, Florida.		

When ordering, always specify Part Number, Description, and Serial Number of Aircraft

PIPER PARTS CATALOG

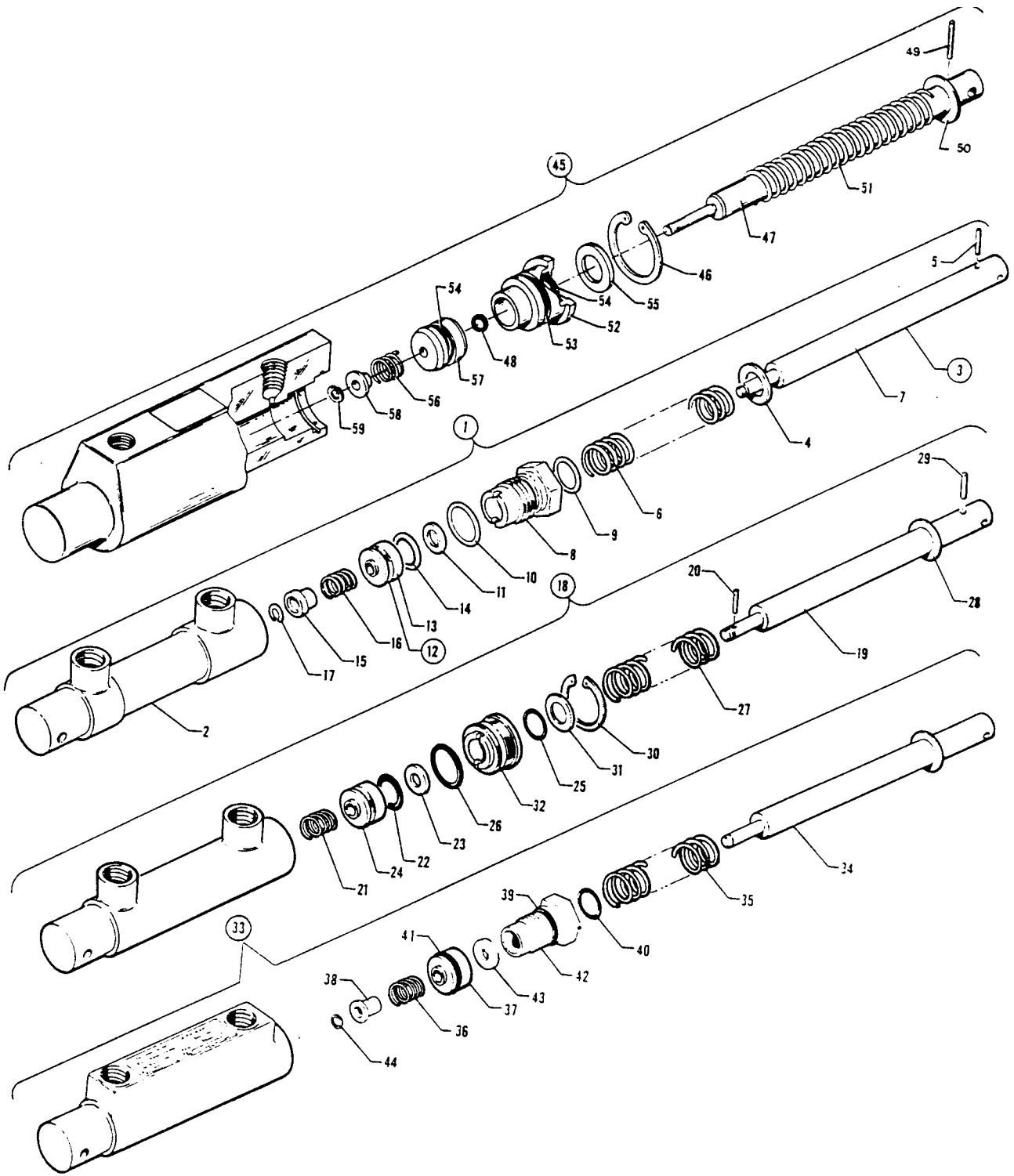


Figure 48A. Toe Brake Master Cylinder Assembly

PIPER PARTS CATALOG

Figure and Index Number	Part Number	Code	NOMENCLATURE	No. Req.	SERIAL NUMBERS AFFECTED
48A-1	455 932	A	CYLINDER ASSEMBLY - Master (10-20)	4	
-2	753 917		HYDRAULIC CYLINDER ASSEMBLY - (189-8)	1	
-3	755 916		PISTON ROD ASSEMBLY - (182-6)	1	
-4	690 629	W	WASHER - (NAS1149F0663P)	1	
-5	755 282		ROLL PIN - (223-1)	1	
-6	756118	W	SPRING - (82-9)	1	
-7	755 917		ROD - Piston (142-8)	1	
-8	755 810	W	GLAND - Packing (141-5)	1	
-9	484 701	W	PACKING - "O" Ring (AN6227-7)	1	
-10	484 706	W	PACKING - "O" Ring (AN6227-11)	1	
-11	753172	W	WASHER - Dyna-seal (110-3716)	1	
-12	755 857	W	PISTON ASSEMBLY - (92-15)	1	
-13	755 858	W	PISTON - (149-9)	1	
-14	484 748		"O" RING - (AN6227-8)	1	
-15	753 381	W	BUSHING- (145-15)	1	
-16	756117	W	SPRING - (82-8)	1	
-17	752 855	W	RING - Snap (155-5)	1	
-18	455 968	A	CYLINDER ASSEMBLY - Master (10-27) Cleveland	4	
-19	757 316		PISTON ROD ASSEMBLY - (182-01100)	1	
-20	757 317		ROLL PIN - (223-00600)	1	
-21	757 580		SPRING - (082-02100)	1	
-22	484 748		"O" RING - (AN6227-2)	1	
-23	756 620		WASHER - Seal (095-25200)	1	
-24	757 437		PISTON - (148-01200)	1	
-25	484 701	W	"O" RING- (AN6227-7)	1	
-26	484 706	W	"O" RING - (AN6227-11)	1	
-27	756118	W	SPRING - (82-9)	1	
-22	756 722		WASHER - (095-10100)	1	
-29	757 318		ROLL PIN - (223-00500)	1	
-30	756 019		RETAINING RING - (155-01200)	1	
-31	756 621		WASHER - Wiper (095-01300)	1	
-32	755 028		GLAND - Packing (141-01200)	1	
-33	455 944		CYLINDER ASSEMBLY - Master (17000) Gar-Kenyon	4	
-34	757 480		PISTON ROD AND RING ASSEMBLY - (95404) includes	1	
.35	762 Z76		SPRING - (17005) Spring retaining ring	1	
-36	762 277		SPRING - (17006)	1	
-37	757 479		PISTON - (17003)	1	
-38	762 275		SLEEVE - (17007)	1	
-39	752 584		"O" RING - (MS28775-113)	1	
-40	484 788		"O" RING- (MS28775-012)	1	
-41	752 585		"O" RING - (MS28775-110)	1	
-42	754 848		FITTING - (17002)	1	
-43	494177		SEAL - (110-3/16)	1	
-44	762 531	W	RING - Retaining (XRC-313)	1	
-45	455 968		CYLINDER ASSEMBLY - Master (10-30) Cleveland	1	
-46	762 587		RING - Snap (155-47)	1	
-47	763 451		PISTON ROD ASSEMBLY - (182-22)	1	
-48	762 585		"O" RING - (101-1)	1	
-49	757 318		ROLL PIN - (223-00500)	1	
-50	756 622		WASHER - (095-10100)	1	
-51	756 118	W	SPRING - (82-9)	1	

A - No longer available Order Master Cylinder Assembly part number 455 968 (Cleveland10-30) or 455 944 (Gar-Kenyon 17000) as a replacement.
W - These parts must be ordered from Service Spares Department, Piper Aircraft, Vero Beach, Florida.

When ordering, always specify Part Number, Description, and Serial Number of Aircraft

PIPER PARTS CATALOG

Figure and Index Number	Part Number	Code	NOMENCLATURE	No. Req.	SERIAL NUMBERS AFFECTED
48A--52	755 082		GLAND - Packing (141-25)	1	
-53	756 018		"O" RING- (101-01100)	1	
-54	756 016		"O" RING - (101-00800)	2	
-55	756 621		WASHER - Wiper (095-01300)	1	
-56	757 580		SPRING - (082-02100)	1	
-57	763 450		PISTON - (148-25)	1	
-58	758 457		BUSHING - (145-58)	1	
-59	762 586		RING - Snap (T5304-15)	1	

When ordering, always specify Part Number, Description, and Serial Number of Aircraft

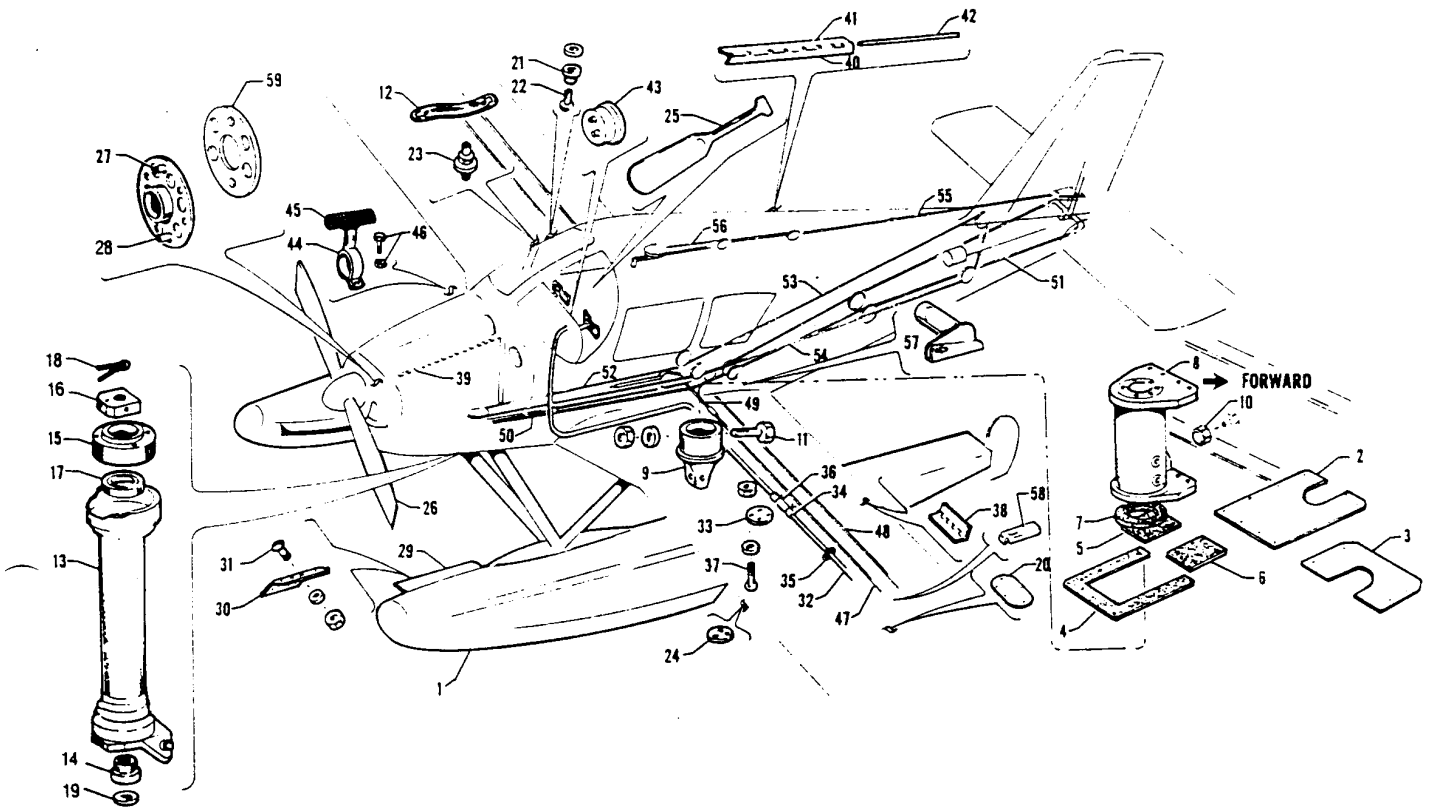


Figure 49. EDO Float Installation
 (PA-28S-180 - Serial Nos. 28S-671 to 28S-7205328 inclusive)

PIPER PARTS CATALOG

Figure and Index Number	Part Number	Code	NOMENCLATURE	No. Req.	SERIAL NUMBERS AFFECTED
49-	62008 65680		DRAWING - Seaplane Conversion DRAWING - Seaplane Conversion		28S-671 to 28S-1760 inclusive 28S-1 761 to 28S-7205328 incl
	62016 65726		DRAWING - Float Attachment Installation DRAWING - Float Attachment Installation		28S-671 to 28S-3177 inclusive 28S-3178 to 28S-7205328 incl.
-1		B	FLOAT INSTALLATION: EDO Drawing 38640		
-2	62016-22		PLATE ASSEMBLY - Wing, left	1	28S-671 to 28S-3177 inclusive
	62016-03		PLATE ASSEMBLY - Wing, right	1	28S-671 to 28S-3177 inclusive
	65726-02		PLATE - Wing, left	1	28S-3178 to 28S-7206328 incl.
	65726-03		PLATE - Wing, right	1	28S-3178 to 28S-7205328 incl.
-3	62016-06		PLATE - Wing, left	1	28S-671 to 28S-3177 inclusive
	62016-05		PLATE - Wing, right	1	28S-671 to 28S-3177 inclusive
	65726-06		PLATE ASSEMBLY - Wing, left	1	28S-3178 to 28S-7205328 incl.
	65726-05		PLATE ASSEMBLY - Wing, right	1	28S-3178 to 28S-7205328 incl.
-4	62016-07		SEAL - Wing	2	28S-671 to 28S-3177 inclusive
	65726-04		SEAL - Wing	2	28S-3178 to 28S-7205328 incl.
-5	62016-08		SEAL - Wing, inboard	2	28S-671 to 28S-3177 inclusive
-6	62016-09		SEAL - Wing, outboard	2	28S-671 to 28S-3177 inclusive
-7	62016-10		SEAL - Wing	2	
-8	62017-00		HOUSING - Wing float attachment	2	
-9	62018-00		FITTING - Wing float attachment	2	
-10	454 173	W	CAP - Brake line (AN929-4)	2	
-11	401 333		BOLT - (AN4-35A)	4	
	690 613	W	WASHER - (NAS1149F0432P)	8	
	404 530	W	NUT - (MS21042-4)	4	
-12	65440-800		STRAP ASSEMBLY - Door holder, white	1	
	65440-03		STRAP ASSEMBLY - Door holder, white	1	
-13	63361-02		BRACKET ASSEMBLY - Forward	1	
-14	63361-03		BUSHING - (Teflon)	1	
-15	63365-00		CAP - Bearing	1	
-16	63367-00		BLOCK - Strut adapter	1	
-17	452 395		BEARING - (KP12A)	1	
-18	424 095	W	PIN - Cotter (AN380-C2-2)	1	
-19	690 623		WASHER - (NAS1149C1232R)	1	
-20	63366-00		GASKET- Wing	2	
-21	63900-31		BUSHING - Door holder	1	
-22	416 996	W	SCREW - Door holder (AN526-1032-R10)	1	
	690 612	W	WASHER - Door holder (NAS1149F0363P)	1	
-23	487 632		STUD - Door holder (63316) (used with eyelet type strap)	2	
	487 674		STUD - Door holder (XX-1632 x 3/8) (used with socket type strap)	2	
-24	463 372	W	GROMMET - Drain (AN231-A4)	9	
-25	480 059		PADDLE - (30" to 42")	1	
-26	450 968		PROPELLER - (McCauley1A2001FA8248)	1	28S-671 to 28S-1760 inclusive
	450 963		PROPELLER - (McCauley1 A200/DFA8248)	1	28S-1761 to 28S-7205328 incl.
-27	753 377		BUSHING - Propeller, index (72060-S)	1	
-28	753 378		BUSHING - Propeller (72061-S)	1	

A - Used on PA-28S-180 with serial numbers 28S-671 to 28S-7205328 inclusive.
 B - Secure from EDO Commercial Corporation, Westchester County Airport, White Plains, New York
 W - These parts must be ordered from Service Spares Department, Piper Aircraft, Vero Beach, Florida.

When ordering, always specify Part Number, Description, and Serial Number of Aircraft

PIPER PARTS CATALOG

Figure and Index Number	Part Number	Code	NOMENCLATURE	No. Req.	SERIAL NUMBERS AFFECTED
49-29	62149-00		DEFLECTOR - Float	2	
-30	62150-00		CLIP - Deflector attachment	12	
-31	415 449	W	SCREW - (AN526-832-R8)	24	
	690 616	W	WASHER - (NAS1149FN832P)	24	
	404 529	W	NUT - (MS21042-08)	24	
-32	63904-10		HOSE - Airspeed, plastic	1	28S-671 to 28S-1760 inclusive
	65165-14		TUBE - Airspeed, aluminum	1	28S-671 to 28S-1760 inclusive
	65165-25		TUBE - Airspeed, aluminum	2	23S-1761 to 28S-7205328 incl.
-33	63906-02		COVER	1	28S-671 to 28S-1760 inclusive
	62245-07		COVER	1	28S-1761 to 28S-7205328 incl.
-34	83161-02	W	HOSE - Connector	1	28S-671 to 28S-1760 inclusive
	83161-02	W	HOSE- Connector	2	28S-1761 to 28S-7205328 incl.
-35	434 128	W	GROMMET - (AN931-4-7)	2	28S-671 to 28S-1760 inclusive
	434 128	W	GROMMET - IAN931-4-7)	4	28S-1761 to 28S-7205328 incl.
-36	454 833	W	CLAMP - (SAE 6)	2	28S-671 to 28S-1760 inclusive
	454 833	W	CLAMP - (SAE 6)	4	28S-1761 to 28S-7205328 incl.
-37	415 148	W	SCREW - (AN526-632-R6)	4	
	690 640	W	WASHER - (NAS1149FN632P)	4	
	404 526	W	NUT - (MS21042-3)	4	
-38	62371-08		HINGE ASSEMBLY - Aileron	4	
-39	63744-02		PIN - Hinge, cowl	2	28S-671 to 28S-1760 inclusive
-40	63740-02		HINGE HALF - Baggage door, fuselage	1	
-41	63740-03		HINGE HALF - Baggage door, door	1	
-42	63740-04		PIN - Baggage door hinge	1	
-43	550 620		INSTRUMENT - True airspeed, adjustable (62143 04)	1	
	550 619		INSTRUMENT - Airspeed (63205-04)	1	
-44	65293-00		STEP ASSEMBLY	1	
-45	480 063		PAD - Step assembly (3037)	1	
-46	400 054	W	BOLT- (AN3-7)	2	
	404 526	W	NUT - (MS21042-3)	2	
-47	62701-18		CABLE ASSEMBLY - Wing, aileron	2	
-48	62701-19		CABLE ASSEMBLY - Wing, aileron balance, left	1	
	62701-20		CABLE ASSEMBLY - Wing, aileron balance, right	1	
-49	62701-17		CABLE ASSEMBLY - Aileron, forward	2	
-50	62701-21		CABLE ASSEMBLY - Rudder, forward	2	
-51	62701-23		CABLE ASSEMBLY - Rudder, aft	2	
-52	62701-25		CABLE ASSEMBLY - Stabilator, forward, left	1	
	62701-26		CABLE ASSEMBLY - Stabilator, forward , right	1	
-53	62701-27		CABLE ASSEMBLY - Stabilator, aft, left	1	
	62701-28		CABLE ASSEMBLY - Stabilator, aft, right	1	
-54	62701-29		CABLE ASSEMBLY- Flap	1	
-55	62701-31		CABLE ASSEMBLY - Stabilator trim, aft	1	
-56	62701-34		CABLE ASSEMBLY - Stabilator trim, forward	1	28S-671 to 28S-2171 inclusive
	62701-46		CABLE ASSEMBLY -Stabilator trim, forward	1	28S-2172 to 28S-7206328 incl.
	62701-49	B	CABLE ASSEMBLY -Stabilator trim, forward	1	28S-2172 to 28S-7205328 incl.
-57	65388-17		TUBE ASSEMBLY - Flap torque, left	1	
	65388-18		TUBE ASSEMBLY - Flap torque, right	1	
-58	63465-00		DOUBLER - Pitot static head	1	28S-1761 to 28S-7205328 incl.
-59	79528-00		SPACER - Propeller	1	28S-671 to 28S-7105234 Incl.

A - Used on PA-28S-180 with serial numbers 28S-671 to 28S-7205328 inclusive.
 B - Used when electric trim is installed.
 W - These parts must be ordered from Service Spares Department, Piper Aircraft, Vero Beach, Florida

When ordering, always specify Part Number, Description, and Serial Number of Aircraft

2J24
INTENTIONALLY LEFT BLANK