

TABLE OF CONTENTS

Figure Number	Figure Title	Page Fig.	Page List	Figure Number	Figure Title	Page Fig.	Page List
SECTION VI POWER PLANT GROUP				SECTION VIII (cont.) CONTROL SYSTEM GROUP			
56	Power Plant Installation	283	284	79	Rudder Trim Installation	386	387
57	Power Plant Installation	290	291	80	Control Wheel Installation	390	391
57A	Power Plant Installation	294	295	81	Control Wheel Installation	397	398
57B	Engine Controls Installation	297	298	82	Rudder Pedal Installation	400	401
58	Power Plant Installation	302	303	83	Rudder Pedal Installation	405	406
59	Engine Controls Installation	307	308				
60	Engine Exhaust System Installation	311	312				
61	Engine Exhaust System Installation	315	316				
62	Engine Baffle Installation	317	318				
63	Engine Baffle Installation	320	321				
64	Engine Cowl Installation	322	323	84	Hydraulic System Installation	407	408
65	Engine Cowl Installation	326	327				
66	Power Plant Installation	328	329				
67	Constant Speed Propeller Installation	334	335				
67A	Constant Speed Propeller Installation	336	337				
67B	Propeller Assembly	339	340				
SECTION VII ELECTRICAL SYSTEM GROUP				SECTION IX HYDRAULIC SYSTEM GROUP			
68	Electrical System Installation	341	342	85	Electric Trim Installation	410	411
68A	Air Conditioning Electrical Installation	347A	347B	86	AutoFlite Installation	413	414
69	Instrument Panel Electrical Installation	348	349	86A	AutoFlite II Installation	415A	415B
69A	Instrument Panel Installation	351	352	87	AutoControl I Installation	416	417
70	Instrument Panel Electrical Installation	353	354	88	AutoControl II Installation	418	419
71	Alternator Installation	357	358	89	AutoControl III Installation	421	422
72	External Power Supply Installation	360	361	90	AutoControl III Installation	423	424
73	External Power Supply Installation	362	363	91	Piper PRC-4 AutoNav Radio Installation	425	426
73A	Anti-Collision Strobe Light Installation	363A	363B	92	Piper PTR-1 Radio Installation	428	429
				93	Radio and Antenna System Installation	431	432
				94	Piper PM-1 Marker Beacon Installation	433	434
				95	Radio Junction Boxes	434A	434B
					Radio Drawings		435
SECTION VIII CONTROL SYSTEM GROUP				SECTION XI MISCELLANEOUS GROUP			
74	Control System Installation	364	365		Optional Equipment Kits and Repair Kits		437
75	Control System Installation	368	369		Decals		443
76	Flap Control Installation	371	372				
77	Stabilator Trim Installation	376	377				
78	Stabilator Trim Installation	383	384				
					NUMERICAL INDEX		447

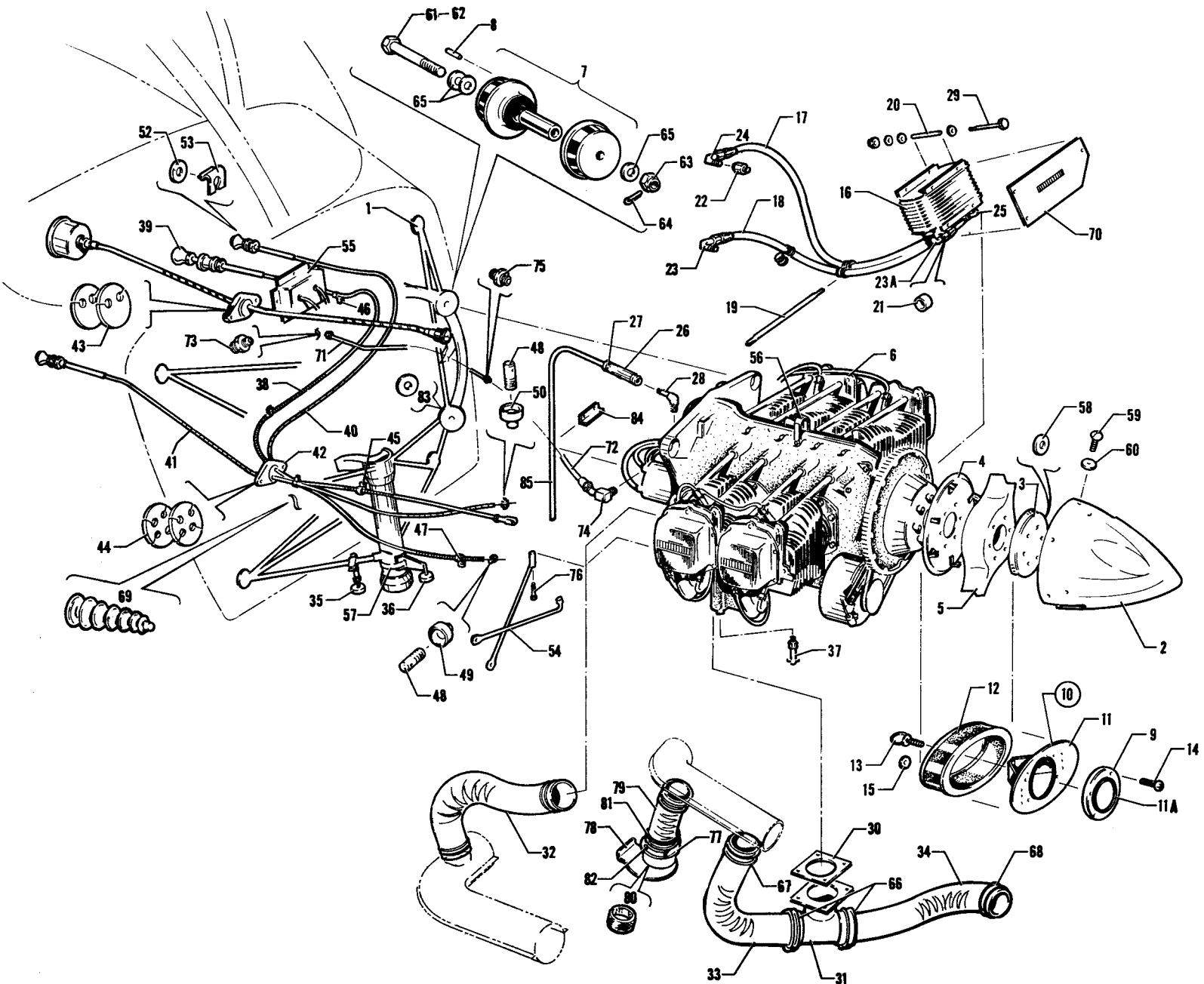


Figure 56. Power Plant Installation
 (PA-28-140 - Serial Nos. 28-20002 and up)
 (PA-28-150-160-180 - Serial Nos. 28-1 to 28-1760 inclusive)



Figure and Index Number	Part Number	Code	NOMENCLATURE	No. Req.	SERIAL NUMBERS AFFECTED
56-	63622	Y	DRAWING - Power Plant Installation		28-1 to 28-507 inclusive
	63689	E	DRAWING - Power Plant Installation		
	65616	X	DRAWING - Power Plant Installation		28-21096 to 28-24999 inclusive
	66680	X	DRAWING - Power Plant Installation		28-25000 to 28-7125471 inclusive
	99516	X	DRAWING - Power Plant Installation		28-7125472 and up
	62815	BF	DRAWING - Engine Controls		
	63630	A	DRAWING - Landing Light and Air Filter Installation		
	63634	YZ	DRAWING - Oil Radiator Installation		28-1 to 28-1410 inclusive
	62157	C	DRAWING - Oil Radiator Installation		
	67795	X	DRAWING - Oil Radiator Installation		28-7125472 and up
-1	63600-24	D	MOUNT ASSEMBLY - Engine and nose gear strut	1	28-1 to 28-220 inclusive
	63600-28		MOUNT ASSEMBLY - Engine and nose gear strut	1	28-221 to 28-507 inclusive
	63694-00	YZ	MOUNT ASSEMBLY - Engine and nose gear strut	1	28-508 to 28-1760 inclusive
	63694-00	X	MOUNT ASSEMBLY - Engine and nose gear strut	1	28-20002 to 28-24999 inclusive
	66662-00	X	MOUNT ASSEMBLY - Engine and nose gear strut	1	28-25000 and up
-2	14422-00	AW	SPINNER - Propeller	1	
-3	66630-00	X	PLATE ASSEMBLY - Propeller mount, front	1	28-20002 and up
	66630-00	Y	PLATE ASSEMBLY - Propeller mount, front	1	28-1 to 28-1760 inclusive
	63718-00	Z	PLATE ASSEMBLY - Propeller mount, front	1	28-671 to 28-1760 inclusive
-4	14424-00	WX	PLATE ASSEMBLY - Propeller mount, rear	1	28-20002 to 28-20080 inclusive
	14424-00	WY	PLATE ASSEMBLY - Propeller mount, rear	1	28-1 to 28-1680 inclusive
	62352-00	X	PLATE ASSEMBLY - Propeller mount, rear	1	28-20081 and up
	62352-00	Y	PLATE ASSEMBLY - Propeller mount, rear	1	28-1681 to 28-1760 inclusive
	63717-00	Z	PLATE ASSEMBLY - Propeller mount, rear	1	28-671 to 28-1760 inclusive
			A - Used on PA-28-140 with serial numbers 28-20002 and up, PA-28-150, PA-28-160 and PA-28-180 with serial numbers 28-1 to 28-1760 inclusive.		
			B - Used on PA-28-140 with serial numbers 28-20002 to 28-24999 inclusive, and PA-28-150, PA-28-160 and PA-28-180 with serial numbers 28-1 to 28-1760.		
			C - Used on PA-28-140 with serial numbers 28-20002 to 28-7125471 inclusive, and PA-28-150, PA-28-160 and PA-28-180 with serial numbers 28-1411 to 28-1760 inclusive.		
			D - If Kit 754 428 has been installed, order part for serial numbers 28-221 to 28-507 inclusive.		
			E - Used on PA-28-140 with serial numbers 28-20002 to 28-21095 inclusive, and PA-28-150, PA-28-160 and PA-28-180 with serial numbers 28-508 to 28-1760 inclusive.		
			F - See Figure 57B for Engine Controls Installation for PA-28-140 with serial numbers 28-25000 and up.		
			W - These parts <u>must</u> be ordered from Service Spares Department, Piper Aircraft, Lock Haven, Penna.		
			X - Used on PA-28-140 airplanes only.		
			Y - Used on PA-28-150 and PA-28-160 airplanes only.		
			Z - Used on PA-28-180 airplanes only.		

When ordering, always specify Part Number, Description and Serial Number of Aircraft



Figure and Index Number	Part Number	Code	NOMENCLATURE	No. Req.	SERIAL NUMBERS AFFECTED
56-5	450 997	HW	PROPELLER - Sensenich #M74DM-60" Pitch "140"	1	28-20002 to 28-20939 inclusive
	450 944		PROPELLER - Sensenich #74DM6-0-58" "140"	1	28-20940 and up
	450 993		PROPELLER - Sensenich #M74DM-58" Pitch "150"	1	
	450 997	W	PROPELLER - Sensenich #M74DM-60" Pitch "160"	1	
	450 955		PROPELLER - Sensenich #M76E77-60" Pitch "180"	1	
-6		DE	ENGINE - Lycoming (0-320-A2B) 150 H. P.	1	
		DE	ENGINE - Lycoming (0-320-B2B) 160 H. P.	1	
		EG	ENGINE - Lycoming (0-320-E2A) 150 H. P.	1	
		EG	ENGINE - Lycoming (0-320-D2A) 160 H. P.	1	
		E	ENGINE - Lycoming (0-320-A3A) 180 H. P.	1	
		E	ENGINE - Lycoming (0-320-E3D) 140 H. P.	1	
		EF	MOUNT - Rubber bushing and washer	4	28-1 to 28-220 inclusive
-7	475 134	W	MOUNT - Engine (#J-6230-1)	4	28-221 to 28-507 inclusive
	475 121	CW	MOUNT - Engine (#J-7402-5)	4	28-508 to 28-1478 inclusive
	475 123	BC	MOUNT - Engine (#J-7402-16)	4	
	475 124	X	MOUNT - Engine (#J9613-40) top left and bottom right	2	28-25000 and up
	475 125	X	MOUNT - Engine (#J9613-53) top right and bottom left	2	28-25000 and up
-8	86092-61	W	PIN - Engine mount bushing	4	28-221 to 28-507 inclusive
-9	63631-00	A	RETAINER RING - Landing light	1	
-10	65780-00	X	RETAINER ASSEMBLY - Air filter and landing light	1	28-23214 and up
	65778-00	X	RETAINER ASSEMBLY - Air filter	1	28-23214 and up
-11	63632-07	A	RETAINER ASSEMBLY - Air filter and landing light	1	
	63632-06	A	RETAINER ASSEMBLY - Air filter	1	

A - Used on PA-28-140 with serial numbers 28-20002 and up, PA-28-150, PA-28-160 and PA-28-180 with serial numbers 28-1 to 28-1760 inclusive.

B - Used on PA-28-140 with serial numbers 28-20002 to 28-24999 inclusive, and PA-28-150, PA-28-160 and PA-28-180 with serial numbers 28-1479 to 28-1760 inclusive.

C - If less than four mounts are being replaced, ascertain number which is stamped on rubber part of mount and order either 475 121 (EJ-7402-5), 475 123 (#J-7402-16) or 475 110 (#J-7402-24). If four mounts are being replaced, it is suggested that four of part number 475 110 (#J-7402-24) be ordered for PA-28-150, PA-28-160 and PA-28-180.

D - Used when generator is installed.

E - Secure from Lycoming, Division-Avco Corporation, Williamsport, Penna.

F - If Kit 754 428 has been installed, order part for serial numbers 28-221 to 28-507 inclusive.

G - Used when alternator is installed.

H - If Family Seat Kit 756 962 or 756 941 has been installed, order part for serial numbers 28-20940 and up.

W - These parts must be ordered from Service Spares Department, Piper Aircraft, Lock Haven, Penna.

X - Used on PA-28-140 airplanes only.

When ordering, always specify Part Number, Description and Serial Number of Aircraft



Figure and Index Number	Part Number	Code	NOMENCLATURE	No. Req.	SERIAL NUMBERS AFFECTED
56-11a	63186-06	A	MOULDING - Extruded	1	
-12	460 632	W	AIR FILTER - (CA161PL)	1	
-13	63674-00	A	SCREW - Thumb	1	
-14	415 741	AW	SCREW - (AN515-6R14)	4	
-15	407 565	AW	WASHER - (AN960-416)	1	
-16	18622-00	W	OIL RADIATOR	1	
-17	63635-00	BD	LINE ASSEMBLY - Engine to oil radiator, left	1	28-1 to 28-507 inclusive
	63701-00	BD	LINE ASSEMBLY - Engine to oil radiator, left	1	28-508 to 28-1410 inclusive
	63901-72		HOSE ASSEMBLY - Engine to oil radiator, left	1	28-1411 to 28-1760 inclusive
	63901-72	X	HOSE ASSEMBLY - Engine to oil radiator, left	1	28-20002 to 28-7125471 inclusive
	63901-69	X	HOSE ASSEMBLY - Engine to oil radiator, left	1	28-7125472 and up
-18	63636-00	BD	LINE ASSEMBLY - Engine to oil radiator, right	1	28-1 to 28-1410 inclusive
	63901-72		HOSE ASSEMBLY - Engine to oil radiator, right	1	28-1411 to 28-1760 inclusive
	63901-72	X	HOSE ASSEMBLY - Engine to oil radiator, right	1	28-20002 to 28-7125471 inclusive
	63901-69	X	HOSE ASSEMBLY - Engine to oil radiator, right	1	28-7125472 and up
-19	63637-00	Y	TUBE - Oil line support	1	28-1 to 28-1410 inclusive
	63637-02	Z	TUBE - Oil line support	1	28-671 to 28-1410 inclusive
-20	86062-94	EW	SPACER - Oil radiator	4	
-21	484 654	W	SEAL - Oil radiator lines (#110-8-Y)	4	28-1 to 28-1410 inclusive
-22	451 855	AW	ADAPTER - (W/H 3200 x 6)	1	
-23	458 957	BW	ELBOW - (905-8)	1	28-1 to 28-1410 inclusive
	458 886	CW	ELBOW - (AN823-8D)	1	
	458 886	WX	ELBOW - (AN823-8D)	1	28-25000 and up
-23a	458 957	BW	ELBOW - (905-8)	1	28-1 to 28-1410 inclusive
	458 886	CW	ELBOW - (AN823-8D)	1	
	458 886	WX	ELBOW - (AN823-8D)	1	28-25000 to 28-7125471 inclusive
	458 896	WX	ELBOW - (AN822-8D)	1	28-7125472 and up

A - Used on PA-28-140 with serial numbers 28-20002 and up, PA-28-150, PA-28-160 and PA-28-180 with serial numbers 28-1 to 28-1760 inclusive.

B - If Kit 756 769 has been installed, order part for serial numbers 28-1411 to 28-1760 inclusive.

C - Used on PA-28-140 with serial numbers 28-20002 to 28-24999 inclusive, PA-28-150, PA-28-160 and PA-28-180 with serial numbers 28-1411 to 28-1760 inclusive.

D - Not available. Flexible Hose Kit 756 769 will be supplied as a replacement.

E - Used on PA-28-140 with serial numbers 28-20002 to 28-7125471 inclusive, PA-28-150, PA-28-160 and PA-28-180 with serial numbers 28-1 to 28-1760 inclusive.

W - These parts must be ordered from Service Spares Department, Piper Aircraft, Lock Haven, Penna.

X - Used on PA-28-140 airplanes only.

Y - Used on PA-28-150 and PA-28-160 airplanes only.

Z - Used on PA-28-180 airplanes only.

When ordering, always specify Part Number, Description and Serial Number of Aircraft



Figure and Index Number	Part Number	Code	NOMENCLATURE	No. Req.	SERIAL NUMBERS AFFECTED
56-24	458 957	CW	ELBOW - (905-8)	1	28-1 to 28-1410 inclusive
	458 898	DWX	ELBOW - (AN822-8D)	1	
-25	458 886	WX	ELBOW - (AN823-8D)	1	28-25000 and up
	458 957	CW	ELBOW - (905-8)	1	28-1 to 28-1410 inclusive
	458 898	DW	ELBOW - (AN822-8D)	1	
-26	458 898	WX	ELBOW - (AN822-8D)	1	28-25000 to 28-7125471 inclusive
	458 886	WX	ELBOW - (AN823-8D)	1	28-7125472 and up
	82371-56	W	HOSE - Engine breather tube	1	28-1 to 28-507 inclusive
-27	63913-13	F	HOSE - Engine breather tube	1	
	63913-74	X	HOSE - Engine breather tube	1	28-25000 and up
	454 837		CLAMP - Engine breather hose (#H-78000)	2	
-28	458 870	B	ELBOW - Engine to breather tube hose (AN844-100)	1	
-29	400 464	E	BOLT - (AN3-41A)	4	
	400 438	XW	BOLT - (AN3-4A)	4	28-7125472 and up
-30	407 564	EW	WASHER - (AN960-10)	4	
	407 584	XW	WASHER - (AN960-10L)	4	28-7125472 and up
	404 887	W	NUT - (MS20365-1032C)	4	
	73451-07	WY	GASKET - Carburetor air box	1	
-31	73451-07	WX	GASKET - Carburetor air box	1	
	63684-04	Z	GASKET - Carburetor air box	1	
	63601-00	Y	BOX ASSEMBLY - Carburetor air	1	28-1 to 28-116 inclusive
	63601-13	Y	BOX ASSEMBLY - Carburetor air	1	28-117 to 28-1760 inclusive
	63680-00	Z	BOX ASSEMBLY - Carburetor air	1	28-671 to 28-1760 inclusive
	63601-13	GX	BOX ASSEMBLY - Carburetor air	1	28-20002 and up
	66563-00	H	BOX ASSEMBLY - Carburetor air	1	
			<p>A - Used on PA-28-140 with serial numbers 28-20002 and up, PA-28-150, PA-28-160 and PA-28-180 with serial numbers 28-1 to 28-1760 inclusive.</p> <p>B - Used on PA-28-140 with serial numbers 28-20002 and up, PA-28-150, PA-28-160 and PA-28-180 with serial numbers 28-508 to 28-1760 inclusive.</p> <p>C - If Kit 756 769 has been installed, order part for serial numbers 28-1411 to 28-1760 inclusive.</p> <p>D - Used on PA-28-140 with serial numbers 28-20002 to 28-24999 inclusive, PA-28-150, PA-28-160 and PA-28-180 with serial numbers 28-1411 to 28-1760.</p> <p>E - Used on PA-28-140 with serial numbers 28-20002 to 28-7125471 inclusive, PA-28-150, PA-28-160 and PA-28-180 with serial numbers 28-1 to 28-1760 incl.</p> <p>F - Used on PA-28-140 with serial numbers 28-20002 to 28-24999 inclusive, PA-28-150, PA-28-160 and PA-28-180 with serial numbers 28-508 to 28-1760 inclusive.</p> <p>G - Order Part No. 66563-00 if Carburetor Heat Air Filter Kit is installed.</p> <p>H - Used on PA-28-140 with serial numbers 28-20002 and up if Optional Carburetor Heat Air Filter Kit is installed.</p> <p>W - These parts <u>must</u> be ordered from Service Spares Department, Piper Aircraft, Lock Haven, Penna.</p> <p>X - Used on PA-28-140 airplanes only.</p> <p>Y - Used on PA-28-150 and PA-28-160 airplanes only.</p> <p>Z - Used on PA-28-180 airplanes only.</p>		

When ordering, always specify Part Number, Description and Serial Number of Aircraft



Figure and Index Number	Part Number	Code	NOMENCLATURE	No. Req.	SERIAL NUMBERS AFFECTED
56-32	63633-05	Y	HOSE - Carburetor heat shroud intake	1	28-1 to 28-707 inclusive
-33	63633-06	A	HOSE - Carburetor heat shroud outlet	1	
-34	63633-11	Y	HOSE - Carburetor air intake	1	28-1 to 28-1760 inclusive
	63633-11	X	HOSE - Carburetor air intake	1	28-20002 and up
	63633-12	Z	HOSE - Carburetor air intake	1	28-671 to 28-1760 inclusive
-35	63655-00	Y	SUPPORT - Bottom cowl	2	28-1 to 28-724 inclusive
-36	63732-00	Y	DAMPENER ASSEMBLY - Bottom cowl	1	28-1 to 28-724 inclusive
-37	65824-00		VALVE ASSEMBLY - Oil drain	1	
-38	12693-04	CDW	CABLE ASSEMBLY - Throttle control	1	
-39	471 049	CDW	KNOB - Throttle cable (#95 black)	1	
-40	63902-03	YZ	CABLE ASSEMBLY - Carburetor heat control	1	
	63902-03	X	CABLE ASSEMBLY - Carburetor heat control	1	28-20002 to 28-21095 inclusive
	63902-16	CX	CABLE ASSEMBLY - Carburetor heat control	1	28-21096 to 28-24999 inclusive
-41	63902-04	YZ	CABLE ASSEMBLY - Mixture control	1	
	63902-08	X	CABLE ASSEMBLY - Mixture control	1	28-20002 to 28-21095 inclusive
	63902-17	CX	CABLE ASSEMBLY - Mixture control	1	28-21096 to 28-24999 inclusive
-42	18321-00	CDW	PLATE - Firewall seal	4	
-43	63915-03	CD	DISC - Firewall, tachometer shaft	2	
-44	63915-04	CD	DISC - Firewall, mixture control cable	2	
-45	63916-02	CD	CLAMP - Throttle control cable	1	
-46	554 860	CD	CLAMP - Throttle control cable (#RA-4400-1)	2	
-47	554 890	CD	CLAMP - Carburetor heat control cable (MS122901)	1	
-48	70371-03	CDW	STUD - Swivel fitting	2	
-49	70371-02	CDW	FITTING - Swivel, carburetor heat control	1	
-50	91193-00	CDW	FITTING - Swivel, carburetor heat control	1	
-51	68778-00	X	ELBOW - Oil pressure	1	28-21096 and up
-52	62833-07	CD	WASHER - Carburetor heat control cable	1	
-53	62978-00	CD	CLIP - Carburetor heat control cable	1	
-54	63964-00	B	SUPPORT ASSEMBLY - Engine controls	1	
	69317-00	X	SUPPORT ASSEMBLY - Engine controls	1	28-25000 and up
-55	14311-39	WYZ	BOX ASSEMBLY - Magneto filter	1	
	14311-39	WX	BOX ASSEMBLY - Magneto filter	1	28-20002 to 28-23495 inclusive
	65827-00	X	BOX ASSEMBLY - Magneto filter	1	28-23496 to 28-24999 inclusive

A - Used on PA-28-140 with serial numbers 28-20002 and up, PA-28-150, PA-28-160 and PA-28-180 with serial numbers 28-1 to 28-1760 inclusive.

B - Used on PA-28-140 with serial numbers 28-20002 to 28-24999 inclusive, PA-28-150, PA-28-160 and PA-28-180 with serial numbers 28-508 to 28-1760 inclusive.

C - See Figure 57B for Engine Controls Installation for PA-28-140 with serial numbers 28-25000 and up.

D - Used on PA-28-140 with serial numbers 28-20002 to 28-24999 inclusive, PA-28-150, PA-28-160 and PA-28-180 with serial numbers 28-1 to 28-1760 incl.

W - These parts must be ordered from Service Spares Department, Piper Aircraft, Lock Haven, Penna.

X - Used on PA-28-140 airplanes only.

Y - Used on PA-28-150 and PA-28-160 airplanes only.

Z - Used on PA-28-180 airplanes only.

When ordering, always specify Part Number, Description and Serial Number of Aircraft



Figure and Index Number	Part Number	Code	NOMENCLATURE	No. Req.	SERIAL NUMBERS AFFECTED
56-56	63659-00	A	LUG - Engine lifting	1	
-57	454 800	Y	CLAMP - (#32SS)	1	28-1 to 28-724 inclusive
-58	80122-55	W	WASHER - Propeller	6	28-1 to 28-507 inclusive
-59	417 694	W	SCREW - Spinner (AN526C-1032R8)	10	
-60	85012-47	W	WASHER - Spinner	10	
-61	400 309	W	BOLT - Bottom engine to mount (AN8-30)	2	28-1 to 28-220 inclusive
	400 310	W	BOLT - Bottom engine to mount (AN8-31)	2	28-221 to 28-507 inclusive
	400 274	W	BOLT - Bottom engine to mount (AN7-35)	2	28-508 to 28-1508 inclusive
	401 535	B	BOLT - Bottom engine to mount (AN7-35A)	2	
	401 544	X	BOLT - Bottom engine to mount (AN7-44A)	2	28-25000 and up
-62	400 328	W	BOLT - Top engine to mount (AN8-53)	2	28-1 to 28-220 inclusive
	400 329	W	BOLT - Top engine to mount (AN8-54)	2	28-221 to 28-507 inclusive
	400 274	W	BOLT - Top engine to mount (AN7-35)	2	28-508 to 28-1508 inclusive
	401 535	B	BOLT - Top engine to mount (AN7-35A)	2	
	401 543	X	BOLT - Top engine to mount (AN7-43A)	2	28-25000 and up
-63	404 105	W	NUT - Engine mount bolt (AN310-8)	4	28-1 to 28-507 inclusive
	404 104	W	NUT - Engine mount bolt (AN310-7)	4	28-508 to 28-1508 inclusive
	404 891	W	NUT - Engine mount bolt (MS20365-720C)	4	28-1509 and up
-64	424 059	W	COTTER PIN - Engine mount bolt (AN380-3-3)	4	28-1 to 28-1508 inclusive
-65	407 568	W	WASHER - Engine mount bolt (AN960-716)	AR	
-66	454 993	XY	CLAMP - Carburetor air box hose (#H-3-1160)	2	
	454 804	Z	CLAMP - Carburetor air box hose (#4-1205)	2	
-67	454 993		CLAMP - Carburetor air box hose (#H-3-1160)	1	
-68	554 800	YZ	CLAMP - Carburetor air box hose (#H-3-3160)	1	
	554 800	X	CLAMP - Carburetor air box hose (#H-3-3160)	1	28-20002 to 28-7125471 inclusive
	554 772	X	CLAMP - Carburetor air box hose (#SAE Ty A-3)	1	28-7125472 and up
-69	453 158	W	BOOT - (#F-2131)	2	
-70	63407-00	YZ	CLOSURE ASSEMBLY - Winterization plate	1	
	63407-00	X	CLOSURE ASSEMBLY - Winterization plate	1	28-20002 to 28-21095 inclusive
	65478-00	X	CLOSURE ASSEMBLY - Winterization plate	1	28-21096 to 28-7125471 inclusive
	99523-00	X	CLOSURE ASSEMBLY - Winterization plate	1	28-7125472 and up
-71	63201-00	YZ	TUBE ASSEMBLY - Oil pressure	1	28-1 to 28-1760 inclusive
	63201-00	X	TUBE ASSEMBLY - Oil pressure	1	28-20002 to 28-21095 inclusive
	65603-00	X	TUBE ASSEMBLY - Oil pressure	1	28-21096 to 28-24999 inclusive
	67700-42	X	TUBE ASSEMBLY - Oil pressure	1	28-25000 and up
-72	71061-00	WYZ	HOSE ASSEMBLY - Oil pressure	1	28-1 to 28-1760 inclusive
	71061-00	WX	HOSE ASSEMBLY - Oil pressure	1	28-20002 to 28-21095 inclusive
	63901-27	X	HOSE ASSEMBLY - Oil pressure	1	28-21096 and up

A - Used on PA-28-140 with serial numbers 28-20002 and up, PA-28-150, PA-28-160 and PA-28-180 with serial numbers 28-1 to 28-1760 inclusive.
 B - Used on PA-28-140 with serial numbers 28-20002 to 28-24999 inclusive, PA-28-150, PA-28-160 and PA-28-180 with serial numbers 28-1509 to 28-1760 inclusive.
 W - These parts must be ordered from Service Spares Department, Piper Aircraft, Lock Haven, Penna.
 X - Used on PA-28-140 airplanes only.
 Y - Used on PA-28-150 and PA-28-160 airplanes only.
 Z - Used on PA-28-180 airplanes only.

When ordering, always specify Part Number, Description and Serial Number of Aircraft



Figure and Index Number	Part Number	Code	NOMENCLATURE	No. Req.	SERIAL NUMBERS AFFECTED
56-73	484 349	X	REDUCER - (AN919-1D) Oil pressure	1	
-74	69301-00		ELBOW - Oil pressure	1	28-221 and up
-75	491 055	WX	UNION - (AN815-4) Oil pressure	1	28-21096 and up
-76	418 430	W	BOLT - (MS35291-15)	1	28-508 and up
-77	66586-00	B	BRACKET ASSEMBLY - Carburetor air filter, top	1	
-78	66588-00	B	BRACKET ASSEMBLY - Carburetor air filter, bottom	1	
-79	63633-52	B	HOSE - Carburetor air filter	1	
-80	460 630	BW	AIR FILTER - (CA-144 PL)	1	
-81	454 993	B	CLAMP - Air filter hose (#H-3-1160)	2	
-82	400 079	B	BOLT - (AN3-40)	4	
	407 564	BW	WASHER - (AN960-10)	4	
-83	85012-101	X	WASHER - Engine to mount, bottom	2	28-25000 and up
-84	63672-00		SUPPORT - Engine breather tube	1	28-1 to 28-507 inclusive
-85	63203-00		TUBE - Engine breather	1	28-1 to 28-507 inclusive
	63215-00	C	TUBE - Engine breather	1	
<p>A - Used on PA-28-140 with serial numbers 28-20002 and up, PA-28-150, PA-28-160 and PA-28-180 with serial numbers 28-1 to 28-1760 inclusive.</p> <p>B - Used on PA-28-140 with serial numbers 28-20002 and up if Optional Carburetor Heat Air Filter Kit is installed.</p> <p>C - Used on PA-28-140 with serial numbers 28-20002 and up, PA-28-150, PA-28-160 and PA-28-180 with serial numbers 28-508 to 28-1760 inclusive.</p> <p>W - These parts <u>must</u> be ordered from Service Spares Department, Piper Aircraft, <u>Lock Haven, Penna.</u></p> <p>X - Used on PA-28-140 airplanes only.</p> <p>Y - Used on PA-28-150 and PA-28-160 airplanes only.</p> <p>Z - Used on PA-28-180 airplanes only.</p>					

When ordering, always specify Port Number, Description and Serial Number of Aircraft

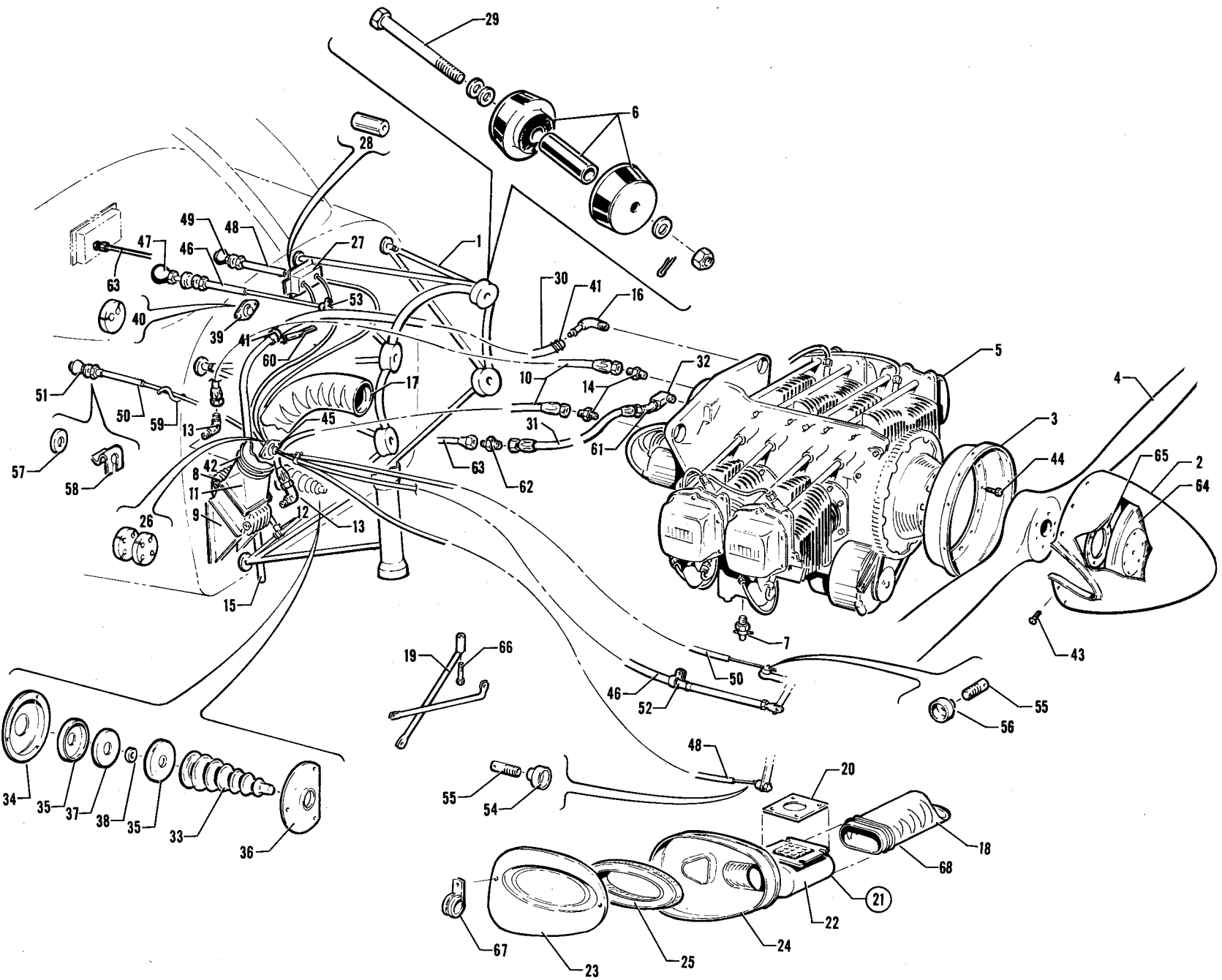


Figure 57. Power Plant Installation
(PA-28-150-160-180 - Serial Nos. 28-1761 to 28-4377 inclusive)



Figure and Index Number	Part Number	Code	NOMENCLATURE	No. Req.	SERIAL NUMBERS AFFECTED
57-	62893 62991		DRAWING - Power Plant Installation DRAWING - Engine Controls Installation		28-1761 to 28-4377 inclusive 28-1761 to 28-4377 inclusive
-1	62297-00		MOUNT ASSEMBLY - Engine and nose gear strut	1	
-2	63760-04		SPINNER - Propeller	1	28-1761 to 28-3585 inclusive
	65805-00		SPINNER - Propeller	1	28-3586 to 28-4377 inclusive
-3	65208-03		BULKHEAD ASSEMBLY - Spinner, rear	1	28-1761 to 28-3585 inclusive
	65803-00	B	BULKHEAD ASSEMBLY - Spinner, rear	1	28-3586 to 28-4377 inclusive
	65803-02	C	BULKHEAD ASSEMBLY - Spinner, rear	1	28-3586 and up
-4	450 948		PROPELLER - Sensenich #74DM6S5-0-58 Pitch "150"	1	
	450 949		PROPELLER - Sensenich #74DM6S5-0-60 Pitch "160"	1	
	450 957		PROPELLER - Sensenich #76EM8S5-0-60 Pitch "180"	1	
-5		A	ENGINE - Lycoming (0-320-E2A) "150"	1	
		A	ENGINE - Lycoming (0-320-E2A) "150" (with oil filter)	1	28-2837 and up
		A	ENGINE - Lycoming (0-320-D2A) "160"	1	
		A	ENGINE - Lycoming (0-320-D2A) "160" (with oil filter)	1	28-2837 and up
		A	ENGINE - Lycoming (0-360-A3A) "180"	1	28-1761 to 28-3555, 28-3557 to 28-3572, 28-3574 to 28-3626
		A	ENGINE - Lycoming (0-360-A4A) "180"	1	28-3556, 28-3573, 28-3627 to 28-4377
		A	ENGINE - Lycoming (0-360-A3A) "180" (with oil filter)	1	28-2837 to 28-3555, 28-3557 to 28-3572, 28-3574 to 28-3626
		A	ENGINE - Lycoming (0-360-A4A) "180" (with oil filter)	1	28-3556, 28-3573, 28-3627 to 28-4377
-6	475 123	CD	MOUNT - Engine (#J-7402-16)	4	
	475 123	BD	MOUNT - Engine (#J-7402-16)	4	28-1761 to 28-3299 inclusive
	475 110	B	MOUNT - Engine (#J-7402-24)	4	28-3300 to 28-4377 inclusive
-7	65824-00		VALVE ASSEMBLY - Oil drain	1	
-8	18622-00	W	OIL RADIATOR	1	
-9	62938-00		BRACKET - Oil radiator	2	
-10	63901-20		HOSE ASSEMBLY	2	
-11	62985-00		ADAPTER ASSEMBLY - Oil radiator air	1	
-12	62987-00		TUBE - Oil radiator bracket attachment	1	
-13	458 886	W	ELBOW - Oil radiator (AN823-8D)	2	
-14	476 664	W	NIPPLE - Oil radiator (AN816-8D)	2	
-15	62980-00		TUBE - Engine breather	1	
-16	458 870		ELBOW - Engine breather (AN844-10D)	1	
-17	63633-88		HOSE - Oil radiator air	1	
-18	63633-87		HOSE - Carburetor heat	1	
-19	63964-00		BRACKET - Engine controls	1	
-20	73451-07	CW	GASKET - Carburetor air box	1	
	63684-04	B	GASKET - Carburetor air box	1	

A - Secure from Lycoming, Division-Avco Corporation, Williamsport, Penna.
 B - Used on PA-28-180 airplanes only.
 C - Used on PA-28-150 and PA-28-160 airplanes only.
 D - If less than four mounts are being replaced, ascertain number which is stamped on rubber part of mount, and order either 475 123 (#J-7402-16) or 475 110 (#J-7402-24). If four mounts are being replaced, it is suggested that four of part number 475 110 (#J-7402-24) be ordered.
 W - These parts must be ordered from Service Spares Department, Piper Aircraft, Lock Haven, Penna.

When ordering, always specify Part Number, Description and Serial Number of Aircraft



Figure and Index Number	Part Number	Code	NOMENCLATURE	No. Req.	SERIAL NUMBERS AFFECTED
57-21	62989-02	B	BOX ASSEMBLY - Carburetor air (complete)	1	
	62989-00	A	BOX ASSEMBLY - Carburetor air (complete)	1	
-22	63446-00	B	BOX ASSEMBLY - Carburetor air	1	
	62921-00	A	BOX ASSEMBLY - Carburetor air	1	
-23	65403-00		COVER ASSEMBLY - Air filter	1	
-24	63246-00		HOUSING ASSEMBLY - Air filter	1	28-1761 to 28-3077 inclusive
	63246-04		HOUSING ASSEMBLY - Air filter	1	28-3078 to 28-4377 inclusive
-25	460 632	W	AIR FILTER - (CA-161PL)	1	
-26	63915-04		DISC - Firewall seal	2	
-27	14311-39	W	BOX ASSEMBLY - Magneto filter	1	28-1761 to 28-4327 inclusive
	65827-00		BOX ASSEMBLY - Magneto filter	1	28-4328 to 28-4377 inclusive
-28	460 634	W	FILTER - Radio interference (NF1F247)	2	
-29	401 535		BOLT - Engine mount (AN7-35A)	4	
	407 568	W	WASHER - Engine mount (AN960-716)	12	
	404 891	W	NUT - Engine mount (MS20365-720C)	4	
-30	63913-42		HOSE - Engine breather	1	
-31	71061-00	W	HOSE ASSEMBLY - Oil pressure gauge	1	28-1761 to 28-2477 inclusive
	63901-27		HOSE ASSEMBLY - Oil pressure gauge	1	28-2478 to 28-4377 inclusive
-32	458 920	W	ELBOW - Oil pressure hose (W/H 3400 x 2)	1	
-33	453 158	W	BOOT - (#F-2131)	2	
-34	63910-00		HOUSING - Seal ring retainer	2	
-35	63911-00		HOUSING - Seal ring	4	
-36	63912-00		PLATE - Trim	2	
-37	63925-00		RING - Spacer	2	
-38	63656-00		PACKING - Seal	2	
-39	18321-00	W	PLATE - Firewall seal	2	
-40	63915-03		DISC - Firewall seal	2	
-41	454 837		CLAMP - Engine breather hose (#H-78000)	2	
-42	454 816	W	CLAMP - Air hose (#4-0000)	2	
-43	400 438	W	BOLT - Spinner (AN3-4A)	12	28-1761 to 28-3585 inclusive
	416 329		SCREW - Spinner (AN525-1032R9)	16	28-3586 to 28-4377 inclusive
	407 564	W	WASHER - Spinner (AN960-10)	16	28-3586 to 28-4377 inclusive
	404 887	W	NUT - Spinner (MS20365-1032C)	16	28-3586 to 28-4377 inclusive
-44	401 310	W	BOLT - Spinner bulkhead (AN4-10A)	12	
	407 585	W	WASHER - Spinner bulkhead (AN960-416L)	12	
	404 888	W	NUT - Spinner bulkhead (MS20365-428C)	12	
-45	18321-00	W	PLATE - Firewall disc	2	
-46	12693-04	W	CABLE ASSEMBLY - Throttle control	1	
-47	471 049	W	KNOB - Throttle cable (#95 black)	1	
-48	63902-03		CABLE ASSEMBLY - Carburetor heat control	1	28-1761 to 28-2627 inclusive
	63902-16		CABLE ASSEMBLY - Carburetor heat control	1	28-2628 to 28-4377 inclusive
-49	471 084		KNOB - Heat control (#233 black)	1	28-1761 to 28-2627 inclusive
	65617-00		KNOB - Heat control	1	28-2628 to 28-4377 inclusive
-50	63902-08		CABLE ASSEMBLY - Mixture control	1	28-1761 to 28-2627 inclusive
	63902-17		CABLE ASSEMBLY - Mixture control	1	28-2628 to 28-4377 inclusive
-51	471 084		KNOB - Mixture control (#233 black)	1	28-1761 to 28-2627 inclusive
	65618-00		KNOB - Mixture control	1	28-2628 to 28-4377 inclusive
-52	63916-02		CLAMP - Throttle control cable	1	
-53	554 860		CLAMP - Throttle control cable (#RA-4400-1)	2	

A - Used on PA-28-180 airplanes only.
 B - Used on PA-28-150 and PA-28-160 airplanes only.
 W - These parts must be ordered from Service Spares Department, Piper Aircraft, Lock Haven, Penna.

When ordering, always specify Part Number, Description and Serial Number of Aircraft



Figure and Index Number	Part Number	Code	NOMENCLATURE	No. Req.	SERIAL NUMBERS AFFECTED
57-54	70371-02	W	FITTING - Swivel	1	
-55	70371-03	W	STUD - Swivel fitting	2	
-56	91193-00	W	FITTING - Swivel fitting	1	
-57	62833-07		WASHER - Carburetor heat control cable	1	
-58	62978-00		CLIP - Carburetor heat control cable	1	
-59	62171-00		CLIP - Cable tension	1	
-60	63486-00		SUPPORT - Oil line	1	28-1902 to 28-4377 inclusive
-61	68778-00		ELBOW - Oil pressure hose	1	28-2478 to 28-4377 inclusive
-62	491 055	W	UNION - Oil pressure hose (AN815-4)	1	28-2478 to 28-4377 inclusive
-63	63087-00		TUBE ASSEMBLY - Oil pressure	1	28-1761 to 28-2477 inclusive
	65522-00		TUBE ASSEMBLY - Oil pressure	1	28-2478 to 28-4377 inclusive
-64	65804-00	A	BULKHEAD ASSEMBLY - Spinner, front	1	
	65804-04	B	BULKHEAD ASSEMBLY - Spinner, front	1	
-65	65806-00	B	SPACER - Spinner bulkhead	1	
-66	418 430	W	BOLT - (MS35291-15)	1	
-67	554 859		CLAMP - (MS21919-H-48)	2	
-68	99289-00		CLAMP - Air duct	2	

A - Used on PA-28-180 airplanes only.
 B - Used on PA-28-150 and PA-28-160 airplanes only.
 W - These parts must be ordered from Service Spares Department, Piper Aircraft, Lock Haven, Penna.

When ordering, always specify Part Number, Description and Serial Number of Aircraft

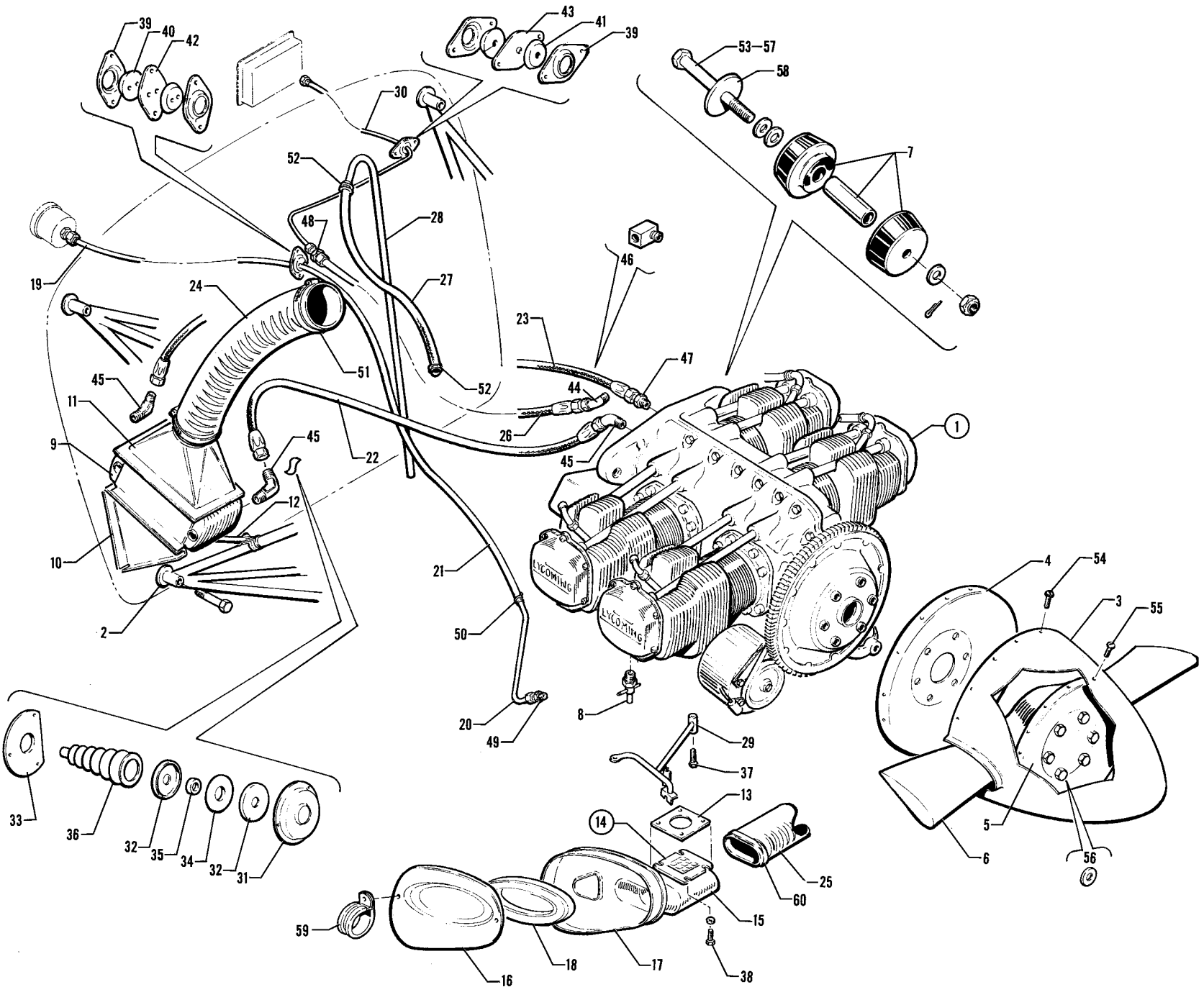


Figure 57A. Power Plant Installation
(Serial Nos. 28-4378 and up)

INTENTIONALLY LEFT BLANK



Figure and Index Number	Part Number	Code	NOMENCLATURE	No. Req.	SERIAL NUMBERS AFFECTED
57A-	65851		DRAWING - Power Plant Installation		
-1		A	ENGINE - Lycoming (O-360-A4A)	1	
-2	62997-00		MOUNT ASSEMBLY - Engine and nose gear strut	1	28-4378 to 28-5149 inclusive
	66662-00		MOUNT ASSEMBLY - Engine and nose gear strut	1	28-5150 and up
-3	65805-00		SPINNER - Propeller	1	
-4	65803-00		BULKHEAD ASSEMBLY - Spinner, rear	1	
-5	65804-00		BULKHEAD ASSEMBLY - Spinner, front	1	
-6	450 957		PROPELLER - Sensenich (#76EM8S5-0-60)	1	
-7	475 110		MOUNT - Engine (#J7402-24)	4	28-4378 to 28-5149 inclusive
	475 124		MOUNT - Engine (#J9613-40)	4	28-5150 and up
-8	65824-00		VALVE ASSEMBLY - Oil drain	1	
-9	18622-00	W	OIL RADIATOR	1	
-10	62938-00		BRACKET - Oil radiator	2	
-11	62985-00		ADAPTER ASSEMBLY - Oil radiator	1	
-12	62987-00		TUBE - Oil radiator bracket attachment	1	
-13	63684-04		GASKET - Carburetor air box	1	
-14	62989-00		BOX ASSEMBLY - Carburetor air (complete)	1	
-15	62921-00		BOX ASSEMBLY - Carburetor air	1	
-16	65403-00		COVER ASSEMBLY - Air filter	1	
-17	63246-04		HOUSING ASSEMBLY - Air filter	1	
-18	460 632	W	AIR FILTER - (CA-161 PL)	1	
-19	67700-29		TUBE ASSEMBLY - Manifold pressure gauge	1	
-20	62992-00		TUBE ASSEMBLY - Manifold pressure	1	
-21	63913-26		HOSE - Flexible, manifold pressure	1	
-22	63901-26		HOSE ASSEMBLY - Oil radiator	1	
-23	63901-43		HOSE ASSEMBLY - Oil radiator	1	
-24	63633-88		HOSE - Oil radiator	1	
-25	63633-87		HOSE - Carburetor heat	1	
-26	63901-27		HOSE ASSEMBLY - Oil pressure	1	
-27	63913-42		HOSE - Engine breather	1	
-28	62980-00		TUBE - Engine breather	1	
-29	65861-00		SUPPORT ASSEMBLY - Engine controls	1	28-4378 to 28-5149 inclusive
	69317-00		SUPPORT ASSEMBLY - Engine controls	1	28-5150 and up
-30	67700-38		TUBE ASSEMBLY - Oil pressure	1	28-4378 to 28-5828 inclusive
	67700-53		TUBE ASSEMBLY - Oil pressure	1	28-5829 and up
-31	63910-00		HOUSING - Seal ring retainer	2	
-32	63911-00		HOUSING - Seal ring	4	
-33	63912-00		PLATE - Trim	2	
-34	63925-00		RING - Spacer	2	
-35	63656-00		PACKING - Seal	2	
-36	453 158	W	BOOT - (#F-2131)	2	
-37	418 430	W	SCREW - Cap (MS35291-15)	1	
-38	401 918	W	BOLT - (MS20074A-3)	4	
	407 136	W	WASHER - (AN936-A416)	4	
-39	66789-00		PLATE - Firewall seal	4	
-40	22104-04	W	GASKET - Firewall seal	1	
-41	68770-18		GROMMET - Firewall seal	2	

A - Secure from Lycoming Division-Avco Corporation, Williamsport, Penna.
W - These parts must be ordered from Service Spares Department, Piper Aircraft, Lock Haven, Penna.

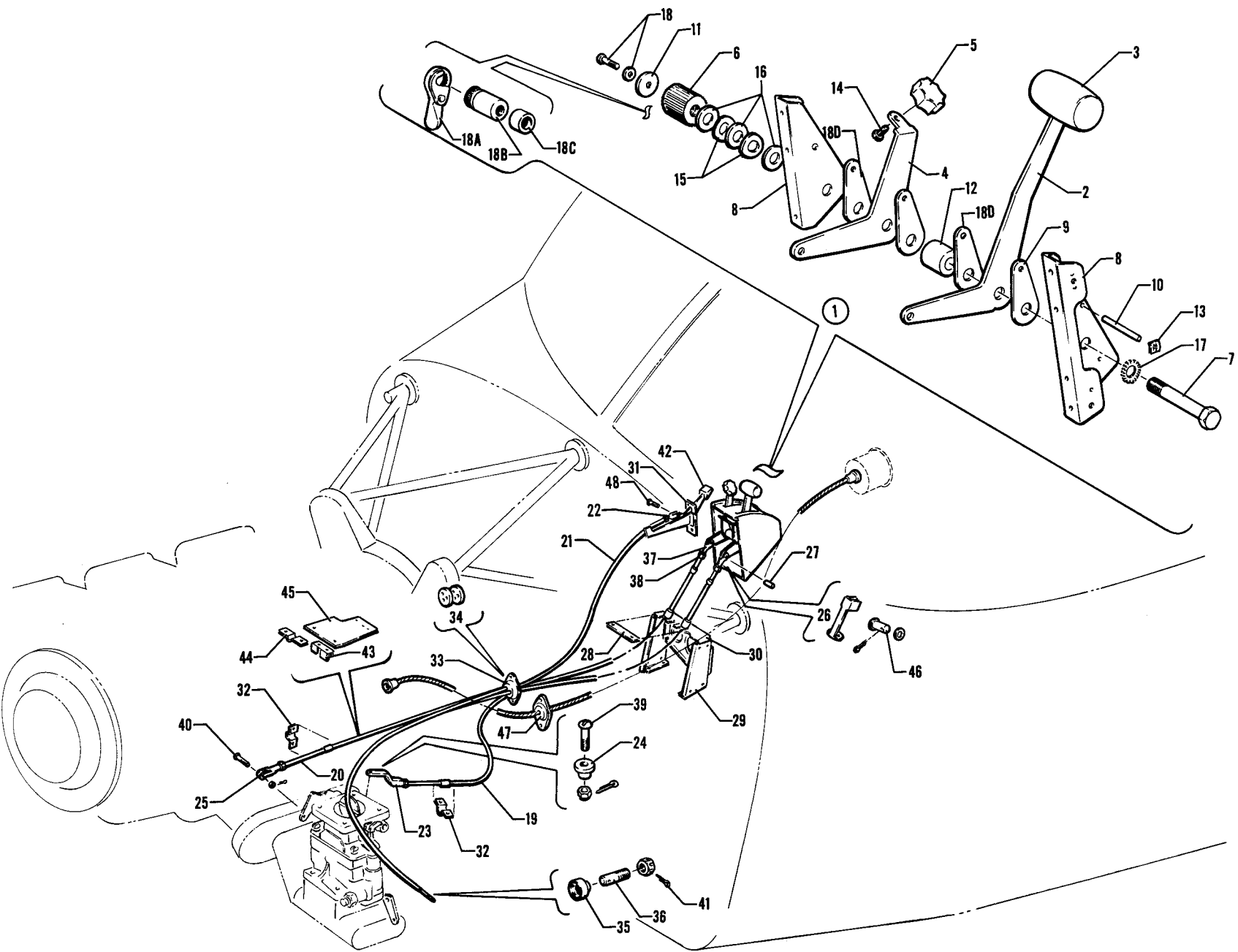
When ordering, always specify Part Number, Description and Serial Number of Aircraft



Figure and Index Number	Part Number	Code	NOMENCLATURE	No. Req.	SERIAL NUMBERS AFFECTED
57A-42	68771-08		GASKET - Firewall seal	1	
-43	68771-06		GASKET - Firewall seal	1	
-44	68778-00		ELBOW - Oil pressure hose	1	
-45	458 855		ELBOW - (AN823-8)	3	
-46	69301-00		FITTING - Elbow, oil pressure line	1	
-47	476 688		NIPPLE - (AN816-8)	1	
-48	491 055	W	UNION - (AN815-4)	1	
-49	460 685	W	CONNECTOR - (#200 x 4)	1	
-50	454 983	W	CLAMP - (SAE #8)	2	
-51	454 816	W	CLAMP - (#H4-0000)	2	
-52	454 837		CLAMP - (#H78000)	2	
-53	401 535		BOLT - (AN7-35A)	4	28-4378 to 28-5149 inclusive
	407 568	W	WASHER - (AN960-716)	12	28-4378 to 28-5149 inclusive
	404 891	W	NUT - (MS20365-720C)	4	28-4378 to 28-5149 inclusive
-54	416 329		SCREW - (AN525-1032R9)	16	
	407 564	W	WASHER - (AN960-10)	16	
	404 887	W	NUT - (MS20365-1032C)	16	
-55	416 327		SCREW - (AN525-1032R8)	8	
	407 584	W	WASHER - (AN960-10L)	8	
-56	62833-29		WASHER - Propeller	6	
-57	401 543		BOLT - Top engine to mount (AN7-43A)	2	28-5150 and up
	401 544		BOLT - Bottom engine to mount (AN7-44A)	2	28-5150 and up
	407 568	W	WASHER - (AN960-716)	4	28-5150 and up
	404 891	W	NUT - (MS20365-720C)	4	28-5150 and up
-58	85012-101		WASHER - Bottom engine to mount	2	28-5150 and up
-59	554 859		CLAMP - (MS21919-H-48)	2	
-60	99289-00		CLAMP - Air duct	2	

W - These parts must be ordered from Service Spares Department, Piper Aircraft, Lock Haven, Penna.

When ordering, always specify Part Number, Description and Serial Number of Aircraft



ISSUED: SEPTEMBER 1969

Figure 57B. Engine Controls Installation
 (PA-28-140 - Serial Nos. 28-25000 and up)
 (PA-28-180 - Serial Nos. 28-4378 and up)
 (PA-28-235 - Serial Nos. 28-11040 and up)

PA-28-140
 PA-28-180
 PA-28-235

INTENTIONALLY LEFT BLANK



Figure and Index Number	Part Number	Code	NOMENCLATURE	No. Req.	SERIAL NUMBERS AFFECTED
57B-	65848	B	DRAWING - Engine Controls Installation		
	69263	C	DRAWING - Engine Controls Installation		
	66733	G	DRAWING - Engine Controls Installation		
-1	65850-00	D	QUADRANT ASSEMBLY - Control	1	
-2	67223-00		LEVER ASSEMBLY - Throttle	1	
-3	67212-00		KNOB - Throttle lever	1	
-4	67214-00		LEVER - Mixture control	1	
-5	24048-00	W	KNOB - Mixture control (571 044)	1	
-6	67220-00	E	KNOB - Quadrant control, friction	1	
-7	67217-00	E	SHAFT - Quadrant	1	
	418 457	F	SCREW - Cap (MS35291-42)	1	
-8	67215-00		BRACKET ASSEMBLY - Quadrant, left	1	
	67216-00		BRACKET ASSEMBLY - Quadrant, right	1	
-9	67218-00		PLATE - Quadrant, friction	2	
-10	67221-00		PIN - Quadrant, friction plate	1	
-11	68699-03	E	SPACER - Quadrant	1	
-12	68699-05	H	SPACER - Quadrant	1	
	68699-11	J	SPACER - Quadrant	1	
-13	406 345	W	NUT - (#A109-014-1)	2	
-14	415 448	W	SCREW - (AN526-832R6)	1	
-15	408 815	W	WASHER - (#3502-18-04)	2	
-16	407 586	W	WASHER - (AN960-516L)	3	
-17	407 137	EW	WASHER - (AN936A516)	1	
-18	415 148	EW	SCREW - (AN526-632R6)	1	
	407 102	EW	WASHER - (AN935-6)	1	
-18a	24358-00	FW	HANDLE ASSEMBLY - Quadrant adjusting	1	
-18b	24357-00	FW	NUT - Quadrant adjusting	1	
-18c	62714-04	F	BEARING - Quadrant control	1	
-18d	67218-00	H	PLATE - Quadrant, friction	2	
	67218-02	J	PLATE - Quadrant, friction	2	
			A - Used on PA-28-180 with serial numbers 28-4378 and up, PA-28-235 with serial numbers 28-11040 and up, and PA 28-140 with serial numbers 28-25000 and up.		
			B - Used on PA-28-180 airplanes only.		
			C - Used on PA-28-235 airplanes only.		
			D - See Figure 67A if Constant Speed Propeller is installed.		
			E - Used on PA-28-180 with serial numbers 28-4378 to 28-4856 inclusive.		
			F - Used on PA-28-180 with serial numbers 28-4857 and up, PA-28-235 with serial numbers 28-11040 and up, and PA-28-140 with serial numbers 28-25000 and up.		
			G - Used on PA-28-140 airplanes only.		
			H - Used on PA-28-140 with serial numbers 28-25000 to 28-25465 inclusive, PA-28-180 with serial numbers 28-4378 to 28-5321 inclusive, and PA-28-235 with serial numbers 28-11040 to 28-11227 inclusive.		
			J - Used on PA-28-140 with serial numbers 28-25466 and up, PA-28-180 with serial numbers 28-5322 and up, and PA-28-235 with serial numbers 28-11228 and up.		
			W - These parts <u>must</u> be ordered from Service Spares Department, Piper Aircraft, <u>Lock Haven, Penna.</u>		

When ordering, always specify Part Number, Description and Serial Number of Aircraft



Figure and Index Number	Part Number	Code	NOMENCLATURE	No. Req.	SERIAL NUMBERS AFFECTED
57B-19	67639-02	CJ	CONTROL ASSEMBLY - Mixture	1	
	67639-07	DK	CONTROL ASSEMBLY - Mixture	1	
-20	67639-03	CJ	CONTROL ASSEMBLY - Throttle	1	
	67639-06	K	CONTROL ASSEMBLY - Throttle	1	
	67639-08	D	CONTROL ASSEMBLY - Throttle	1	
-21	66856-07	F	CABLE ASSEMBLY - Carburetor heat	1	
	66856-19	D	CABLE ASSEMBLY - Carburetor heat	1	28-25000 to 28-25821 inclusive
	66836-03	D	CABLE ASSEMBLY - Carburetor heat	1	28-25822 and up
	66836-04	C	CABLE ASSEMBLY - Carburetor heat	1	28-11253 and up
	66836-05	B	CABLE ASSEMBLY - Carburetor heat	1	28-5399 and up
-22	454 905	GW	CLEVIS - Carburetor heat control (#RA-13-187-2C)	1	
-23	69222-00	DJ	ARM ASSEMBLY - Mixture control	1	
	31747-00	CKW	JOINT ASSEMBLY - Ball	1	
-24	69221-02	E	BUSHING - Mixture control arm	1	
	63020-02	C	BUSHING - Mixture control arm	1	28-11086 and up
	63900-119	DK	BUSHING - Mixture control arm	1	
-25	454 905	CJW	CLEVIS - Throttle control (#RA-13-187-2C)	1	
	31747-00	DKW	JOINT ASSEMBLY - Ball	1	
-26	24123-00	HW	CLIP - Pin retainer	2	
-27	86092-82	HW	PIN - Clevis terminal	2	
-28	67225-00		RETAINER - Engine controls	1	
<p>A - Used on PA-28-180 with serial numbers 28-4378 and up, PA-28-235 with serial numbers 28-11040 and up, and PA-28-140 with serial numbers 28-25000 and up.</p> <p>B - Used on PA-28-180 airplanes only.</p> <p>C - Used on PA-28-235 airplanes only.</p> <p>D - Used on PA-28-140 airplanes only.</p> <p>E - Used on PA-28-235 with serial numbers 28-11040 to 28-11085 inclusive, and PA-28-180 with serial numbers 28-4378 to 28-5152 inclusive.</p> <p>F - Used on PA-28-180 with serial numbers 28-4378 to 28-5398 inclusive, and PA-28-235 with serial numbers 28-11040 to 28-11252 inclusive.</p> <p>G - Used on PA-28-180 with serial numbers 28-5399 and up, PA-28-235 with serial numbers 28-11253 and up, and PA-28-140 with serial numbers 28-25822 and up.</p> <p>H - Used on PA-28-180 with serial numbers 28-4378 to 28-4936 inclusive, and PA-28-235 with serial numbers 28-11040 to 28-11050 inclusive.</p> <p>J - Used on PA-28-180 with serial numbers 28-4378 to 28-5152 inclusive.</p> <p>K - Used on PA-28-180 with serial numbers 28-5153 and up.</p> <p>W - These parts <u>must</u> be ordered from Service Spares Department, Piper Aircraft, <u>Lock Haven, Penna.</u></p>					

When ordering, always specify Part Number, Description and Serial Number of Aircraft



Figure and Index Number	Part Number	Code	NOMENCLATURE	No. Req.	SERIAL NUMBERS AFFECTED
57B-29	67206-00	J	SUPPORT ASSEMBLY - Engine controls	1	
	67206-02	K	SUPPORT ASSEMBLY - Engine controls	1	
-30	67224-00	J	BRACKET ASSEMBLY - Engine controls	1	
	67224-03	K	BRACKET ASSEMBLY - Engine controls	1	
-31	66855-00	E	CONTROL MOUNT - Carburetor heat	1	
	66835-00	H	CONTROL MOUNT - Carburetor heat	1	
-32	18219-02	BDW	CLAMP - Control cable	2	
-33	18321-00	W	PLATE - Firewall seal	2	
-34	63915-21		DISC - Firewall seal	2	
-35	70371-02	W	FITTING - Swivel	1	
-36	70371-03	W	STUD - Swivel fitting	1	
-37	488 327	W	TERMINAL - (AN665-21R)	2	
-38	404 224	W	NUT - (AN315-3R)	4	
	407 104	W	WASHER - (AN935-10)	4	
-39	400 675	FW	SCREW - (AN23-13)	1	
	400 673	DW	SCREW - (AN23-11)	1	
	404 100	DFW	NUT - (AN310-3)	1	
	404 887	GW	NUT - (MS20365-1032C)	1	
	424 051	DFW	COTTER PIN - (AN380-2-2)	1	
	407 564	DGW	WASHER - (AN960-10)	1	
-40	400 674	CFW	SCREW - (AN23-12)	1	
	404 100	CFW	NUT - (AN310-3)	1	
	404 887	GW	NUT - (MS20365-1032C)	1	
	424 051	CFW	COTTER PIN - (AN380-2-2)	1	
	407 564	GW	WASHER - (AN960-10)	1	
-41	404 392	BCW	NUT - (AN320-3)	1	
	404 100	DW	NUT - (AN310-3)	1	
	424 051	W	COTTER PIN - (AN380-2-2)	1	
	407 564	DW	WASHER - (AN960-10)	1	
			A - Used on PA-28-180 with serial numbers 28-4378 and up, PA-28-235 with serial numbers 28-11040 and up, and PA-28-140 with serial numbers 28-25000 and up.		
			B - Used on PA-28-180 airplanes only.		
			C - Used on PA-28-235 airplanes only.		
			D - Used on PA-28-140 airplanes only.		
			E - Used on PA-28-180 with serial numbers 28-4378 to 28-5398 inclusive, PA-28-235 with serial numbers 28-11040 to 28-11252 inclusive, and PA-28-140 with serial numbers 28-25000 to 28-25821 inclusive.		
			F - Used on PA-28-180 with serial numbers 28-4378 to 28-5152 inclusive.		
			G - Used on PA-28-180 with serial numbers 28-5153 and up.		
			H - Used on PA-28-140 with serial numbers 28-25822 and up, PA-28-180 with serial numbers 28-5399 and up, and PA-28-235 with serial numbers 28-11253 and up.		
			J - Used on PA-28-180 with serial numbers 28-4378 to 28-5152 inclusive, PA-28-235 with serial numbers 28-11040 to 28-11300 inclusive, and PA-28-140 with serial numbers 28-25000 and up.		
			K - Used on PA-28-180 with serial numbers 28-5153 and up, and PA-28-235 with serial numbers 28-11301 and up.		
			W - These parts <u>must</u> be ordered from Service Spares Department, Piper Aircraft, Lock Haven, Penna.		

When ordering, always specify Part Number, Description and Serial Number of Aircraft



Figure and Index Number	Part Number	Code	NOMENCLATURE	No. Req.	SERIAL NUMBERS AFFECTED
57B-42	22287-00	DW	KNOB - Carburetor heat	1	
	66980-00	B	KNOB - Carburetor heat	1	
-43	69011-00	C	LUG - Control cable support bracket	2	
-44	69012-00	C	CLAMP - Control cable support attachment	2	
-45	69316-00	C	BRACKET - Engine controls	1	
-46	524 145	E	PIN - (MS20392-2C11)	2	
	407 584	EW	WASHER - (AN960-10L)	2	
	424 050	EW	COTTER PIN - (AN380-2-1)	2	
-47	68771-06		GASKET - Firewall, tachometer shaft	1	
	22103-03		PLATE - Firewall, tachometer shaft	2	
	68770-18		GROMMET - Firewall, tachometer shaft	2	
-48	400 674	FW	SCREW - (AN23-12)	1	
	407 564	FW	WASHER - (AN960-10)	1	
	404 100	FW	NUT - (AN310-3)	1	
	424 051	FW	COTTER PIN - (AN380-2-2)	1	
<p>A - Used on PA-28-180 with serial numbers 28-4378 and up, PA-28-235 with serial numbers 28-11040 and up, and PA-28-140 with serial numbers 28-25000 and up.</p> <p>B - Used on PA-28-140 with serial numbers 28-26401 and up, PA-28-180 with serial numbers 28-5601 and up, and PA-28-235 with serial numbers 28-11301 and up.</p> <p>C - Used on PA-28-235 airplanes only.</p> <p>D - Used on PA-28-140 with serial numbers 28-25000 to 28-26400 inclusive, PA-28-180 with serial numbers 28-4378 to 28-5600 inclusive, and PA-28-235 with serial numbers 28-11040 to 28-11300 inclusive.</p> <p>E - Used on PA-28-180 with serial numbers 28-4937 and up, PA-28-235 with serial numbers 28-11051 and up, and PA-28-140 airplanes only.</p> <p>F - Used on PA-28-140 with serial numbers 28-25822 and up, PA-28-180 with serial numbers 28-5399 and up, and PA-28-235 with serial numbers 28-11253 and up.</p> <p>W - These parts <u>must</u> be ordered from Service Spares Department, Piper Aircraft, <u>Lock Haven, Penna.</u></p>					

When ordering, always specify Part Number, Description and Serial Number of Aircraft

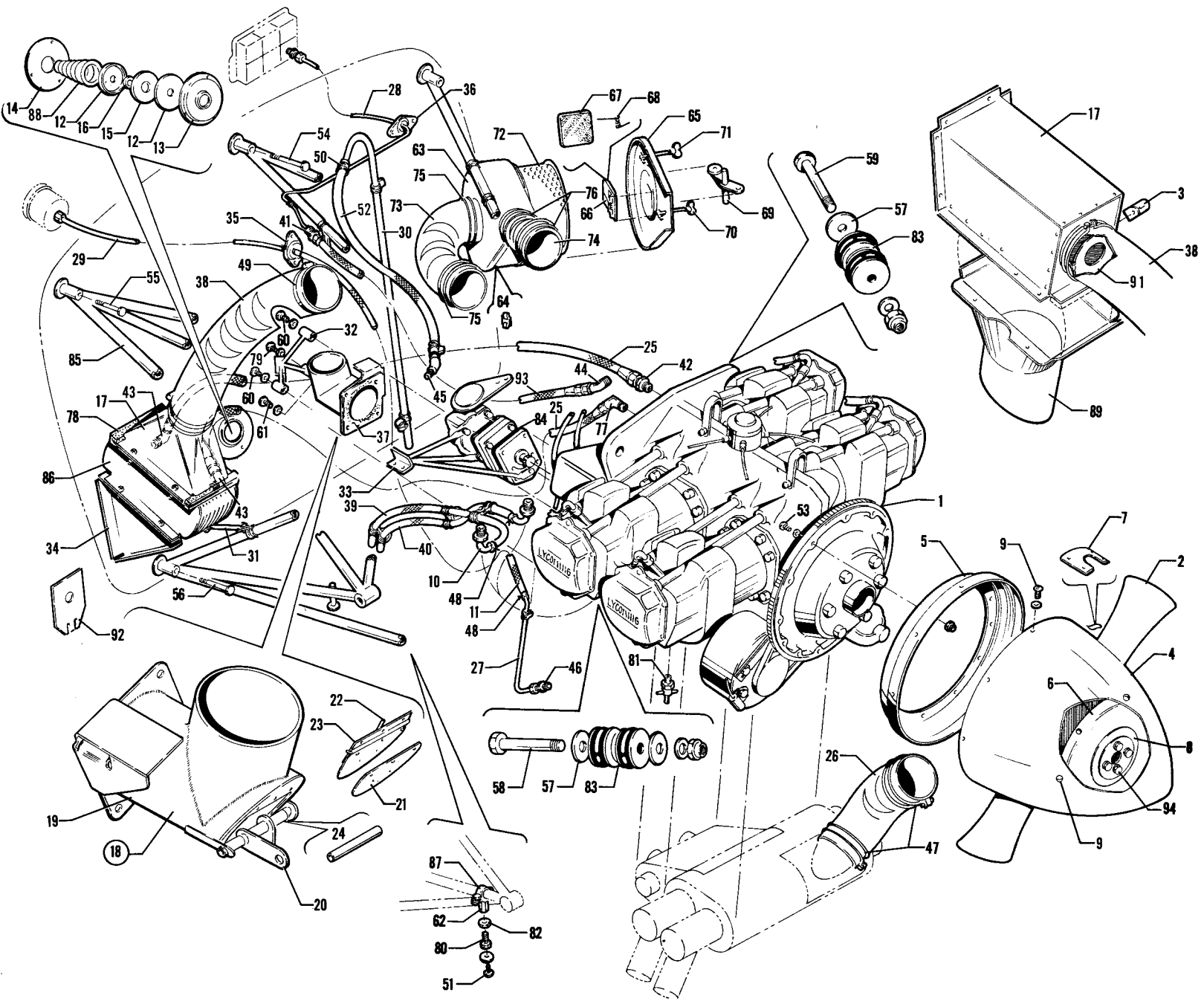


Figure 58. Power Plant Installation

INTENTIONALLY LEFT BLANK



Figure and Index Number	Part Number	Code	NOMENCLATURE	No. Req.	SERIAL NUMBERS AFFECTED
58-	67009	A	DRAWING - Power Plant Installation		
	67800	B	DRAWING - Power Plant Installation		
-1		AC	ENGINE - Lycoming (IO-360-B1E)	1	
		BC	ENGINE - Lycoming (IO-360-C1C)	1	
-2	450 904	AE	PROPELLER - Hartzell (HC-C2YK-1B/7666A-0)	1	
	550 906	BE	PROPELLER - Hartzell (HC-C2YK-1B/7666A-2)	1	
-3	67847-00	B	CLIP	1	
-4	67790-00	D	SPINNER SHELL - Propeller	1	
-5	67791-00	D	BULKHEAD ASSEMBLY - Spinner, aft	1	
-6	67793-00	D	BULKHEAD ASSEMBLY - Spinner, forward	1	
-7	67794-00	D	CUFF - Spinner	2	
-8	99499-00	D	PLATE - Spinner	1	
-9	417 694	DW	SCREW - (AN526C1032R8)	28	
	494 227	D	WASHER - Fiber (PS10063-2)	28	
-10	24995-00	W	VALVE ASSEMBLY - Drain	2	
-11	63913-26		HOSE - Flexible	1	
-12	63911-00		HOUSING - Seal ring	4	
-13	63910-02		HOUSING - Seal ring retainer	2	
-14	63912-00		PLATE - Trim	2	
-15	63925-00		RING - Spacer	2	
-16	63656-00		PACKING - Seal	2	
-17	62985-00	A	ADAPTER ASSEMBLY - Oil radiator air	1	
	67845-00	B	PLENUM ASSEMBLY	1	
-18	67660-00	F	ADAPTER ASSEMBLY - Alternate air inlet and throttle bracket (without air gate)	1	
	99047-00	G	ADAPTER ASSEMBLY - Alternate air inlet and throttle bracket (with air gate)	1	
-19	67779-00	G	TUBE ASSEMBLY - Alternate air inlet	1	
-20	67777-00	G	LEVER ASSEMBLY - Alternate air inlet	1	
-21	67776-00	G	SEAL - Alternate air inlet	1	
-22	24582-00	GW	SPRING - Alternate air inlet	1	
-23	23809-05	GW	HINGE - Half, alternate air inlet	2	
-24	63900-96	G	BUSHING - Alternate air inlet	1	
-25	63901-43		HOSE ASSEMBLY - Oil cooler	2	
-26	63633-46	AH	HOSE - Air duct	1	
	67876-00	B	HOSE - Air duct	1	28-7235001 and up

- A - Used on PA-28R-180 airplanes only.
- B - Used on PA-28R-200 airplanes only.
- C - Secure from Lycoming, Division-Avco Corporation, Williamsport, Penna.
- D - If existing spinner is constructed of fiberglass, order Spinner Replacement Kit 760 410.
- E - See Figure 67B for component parts.
- F - Used on PA-28R-180 with serial numbers 28-30005 to 28-30481 inclusive, 28-30483 to 28-31279 inclusive, and PA-28R-200 with serial numbers 28-30482, 28-35001 to 28-35830 inclusive.
- G - Used on PA-28R-180 with serial numbers 28-7130001 and up, and PA-28R-200 with serial numbers 28-7135001 and up.
- H - Used on PA-28R-200 with serial numbers 28-30482, 28-35001 to 28-7135238 inclusive.
- W - These parts must be ordered from Service Spares Department, Piper Aircraft, Lock Haven, Penna.

When ordering, always specify Part Number, Description and Serial Number of Aircraft



Figure and Index Number	Part Number	Code	NOMENCLATURE	No. Req.	SERIAL NUMBERS AFFECTED
58-27	62992-00	A	TUBE ASSEMBLY - Manifold pressure	1	28-30005 to 28-30478 inclusive
	67842-00	B	TUBE ASSEMBLY - Manifold pressure	1	
-28	67700-27		TUBE ASSEMBLY - Oil pressure	1	
-29	67700-29		TUBE ASSEMBLY - Manifold pressure gauge	1	
-30	62980-00		TUBE - Engine breather	1	
-31	67134-00	A	BRACKET SUPPORT - Oil cooler	1	
-32	67605-00		BRACKET ASSEMBLY - Throttle control	1	
-33	68026-00		BRACKET ASSEMBLY - Governor support	1	
-34	62938-00	A	BRACKET - Oil radiator, left	1	
	62938-01	A	BRACKET - Oil radiator, right	1	
-35	68771-09		GASKET - Firewall	1	
	66789-00		PLATE - Firewall	2	
	68770-11		GROMMET - Firewall	2	
-36	22105-10	W	GASKET - Firewall	1	
	66789-00		PLATE - Firewall	2	
	68770-18		GROMMET - Firewall	2	
-27	63684-04		GASKET - Vellumoid	1	
-38	63633-57	A	HOSE - Air duct	1	
	63633-63	B	HOSE - Air duct	1	
-39	69015-07	A	HOSE - Flexible	1	
-40	69015-06		HOSE - Flexible	1	
-41	491 055	W	UNION - (AN815-4)	1	
-42	476 688		NIPPLE - (AN816-8)	1	
-43	458 886	AW	ELBOW - (AN823-8D) 45°	2	
	458 855	B	ELBOW - (AN823-8)	1	
-44	68778-00		ELBOW - Restricted 45°	1	
-45	458 870		ELBOW - (AN844-10D) 45°	1	
-46	460 685	W	CONNECTOR - (#200 x 4)	1	
-47	554 804	ACW	CLAMP - (#H3-5800)	2	
	554 866	B	CLAMP - (SAE TY F-48SS)	1	
-48	454 983	W	CLAMP - (SAE #8) Type "E"	4	
-49	554 948		CLAMP - (H4-1516)	2	
-50	454 837		CLAMP - (#H-78000)	2	
-51	486 335		SCREW - (Nyloc 3/4 x 10-32)	2	
	407 564	W	WASHER - (AN960-10)	2	
-52	63913-64		HOSE - Flexible	1	
-53	401 310	W	BOLT - (AN4-10A)	12	
	407 585	W	WASHER - (AN960-416L)	12	
	404 888	W	NUT - (MS20365-428C)	12	
-54	401 417		BOLT - (AN6-37A)	1	
	407 567	W	WASHER - (AN960-616)	1	
	404 890	W	NUT - (MS20365-624C)	1	
-55	401 405	W	BOLT - (AN6-25A)	2	
	407 567	W	WASHER - (AN960-616)	2	
	404 890	W	NUT - (MS20365-624C)	2	
-56	401 411		BOLT - (AN6-33A)	2	
	407 567	W	WASHER - (AN960-616)	2	
	404 890	W	NUT - (MS20365-624C)	2	

A - Used on PA-28R-180 airplanes only.
 B - Used on PA-28R-200 airplanes only.
 C - Used on PA-28R-200 with serial numbers 28-30482, 28-35001 to 28-7135238 inclusive.
 W - These parts must be ordered from Service Spares Department, Piper Aircraft, Lock Haven, Penna.

When ordering, always specify Part Number, Description and Serial Number of Aircraft



Figure and Index Number	Part Number	Code	NOMENCLATURE	No. Req.	SERIAL NUMBERS AFFECTED
58-57	85012-101		WASHER - Engine mount	6	
-58	401 544		BOLT - (AN7-44A)	2	
	407 568	W	WASHER - (AN960-716)	2	
	404 891	W	NUT - (MS20365-720C)	2	
-59	401 543		BOLT - (AN7-43A)	2	
	407 568	W	WASHER - (AN960-716)	4	
	404 891	W	NUT - (MS20365-720C)	2	
-60	401 926	A	BOLT - Drilled head (MS20074-04-13)	2	28-30005 to 28-30478 inclusive
	401 919	ABW	BOLT - (MS20074-04-04)	2	28-30479 and up
	407 136	AW	WASHER - Lock (AN936-A416)	2	28-30005 to 28-30478 inclusive
	407 565	ABW	WASHER - (AN960-416)	2	28-30479 and up
-61	401 920	A	BOLT - Drilled head (MS20074-04-05)	1	28-30005 to 28-30478 inclusive
	401 919	ABW	BOLT - (MS20074-04-04)	1	28-30479 and up
	407 136	AW	WASHER - Lock (AN936-A416)	1	28-30005 to 28-30478 inclusive
	407 565	ABW	WASHER - (AN960-416)	1	28-30479 and up
-62	67724-00		MOUNT ASSEMBLY - Cowl support	2	
-63	67616-00		BOX ASSEMBLY - Air filter	1	
-64	484 342	W	RECEPTACLE - (#212-12D)	3	
-65	67615-00	C	COVER ASSEMBLY - Air filter box and alternate air inlet	1	
	67745-00	D	COVER ASSEMBLY - Air filter box	1	
-66	23809-07	C	DOOR ASSEMBLY - Alternate air inlet	1	
-67	23809-04	CW	GASKET - Rubber sponge	1	
-68	24582-00	C	SPRING - Alternate air inlet door	1	
-69	69074-00	C	LEVER ASSEMBLY - Alternate air inlet	1	
-70	487 724	W	STUD - (#2600-123W)	1	
-71	487 723	W	STUD - (#2600-114W)	2	
-72	460 630	W	FILTER - Air (#CA-144PL)	1	
-73	63633-67		HOSE - Air filter box	1	
-74	63633-68		HOSE - Air filter box	1	
-75	554 803		CLAMP - (#H.3-3800)	2	
-76	554 804	W	CLAMP - (#H.3-5800)	2	
-77	458 855		ELBOW - (AN823-8)	1	
-78	67667-00	A	SEAL ASSEMBLY - Oil radiator	1	
	67829-00	B	SEAL ASSEMBLY - Oil radiator	2	
-79	401 928	A	BOLT - Drilled head (MS20774-04-15)	1	28-30005 to 28-30478 inclusive
	401 919	ABW	BOLT - (MS20074-04-04)	1	28-30479 and up
	407 136	AW	WASHER - (AN936-A416)	1	28-30005 to 28-30478 inclusive
	407 565	ABW	WASHER - (AN960-416)	1	28-30479 and up
-80	67725-02		BOLT - Cowl support adjusting	2	

A - Used on PA-28R-180 airplanes only.
 B - Used on PA-28R-200 airplanes only.
 C - Used on PA-28R-180 with serial numbers 28-30005 to 28-30481 inclusive, 28-30483 to 28-31279 inclusive, and PA-28R-200 with serial numbers 28-30482, 28-35001 to 28-35830 inclusive.
 D - Used on PA-28R-180 with serial numbers 28-7130001 and up, and PA-28R-200 with serial numbers 28-7135001 and up.
 W - These parts must be ordered from Service Spares Department, Piper Aircraft, Lock Haven, Penna.

When ordering, always specify Part Number, Description and Serial Number of Aircraft



Figure and Index Number	Part Number	Code	NOMENCLATURE	No. Req.	SERIAL NUMBERS AFFECTED
58-81	756 517	C	VALVE ASSEMBLY - Oil drain (#BJ1000-AH4S)	1	
	65824-00	D	VALVE ASSEMBLY - Oil drain	1	
	492 172	B	VALVE ASSEMBLY - Oil drain (#1H50-1)	1	
-82	406 669		NUT - (RF51624)	2	
-83	475 124		MOUNT - Engine (J-9613-40)	4	
-84	66634-04		GOVERNOR - Propeller	1	
-85	67119-49		MOUNT ASSEMBLY - Engine and nose gear strut	1	
-86	18622-00	AW	OIL RADIATOR	1	
	67848-00	B	OIL RADIATOR	1	
-87	554 918		CLAMP - Cowl support mount (MS27405-T6)	2	
-88	453 158	W	BOOT - (#F-2131)	2	
-89	67844-00	B	DUCT ASSEMBLY	1	
-90	67847-00	B	CLIP	1	
-91	67849-00	B	WINTERIZATION KIT ASSEMBLY - Oil cooler	1	
-92	67769-04	A	WINTERIZATION KIT ASSEMBLY - Oil cooler	1	
-93	63901-36		HOSE ASSEMBLY - Flexible	1	
-94	401 301	D	BOLT - (AN4H3A)	4	
	407 565	DW	WASHER - (AN960-416)	8	
<p>A - Used on PA-28R-180 airplanes only. B - Used on PA-28R-200 airplanes only. C - Used on PA-28R-180 with serial numbers 28-30005 to 28-30458 inclusive, 30460 to 30462 inclusive, 30465, 30466, 30469, 30471 to 30476 inclusive, 30478 to 30480 inclusive, 30483, 30484, 30490, 30491, 30493, 30495, 30496, 30498 to 30500, 30502 to 30509 inclusive, and 30511 to 30516 inclusive, 30607 and 30613. D - Used on PA-28R-180 with serial numbers 28-30459, 28-30463, 30464, 30467, 30468, 30470, 30477, 30481, 30485 to 30489 inclusive, 30492, 30494, 30497, 30501, 30510, 30517 to 30606 inclusive, 30608 to 30612 inclusive, 30614 and up. W - These parts <u>must</u> be ordered from Service Spares Department, Piper Aircraft, <u>Lock Haven, Penna.</u></p>					

When ordering, always specify Part Number, Description and Serial Number of Aircraft

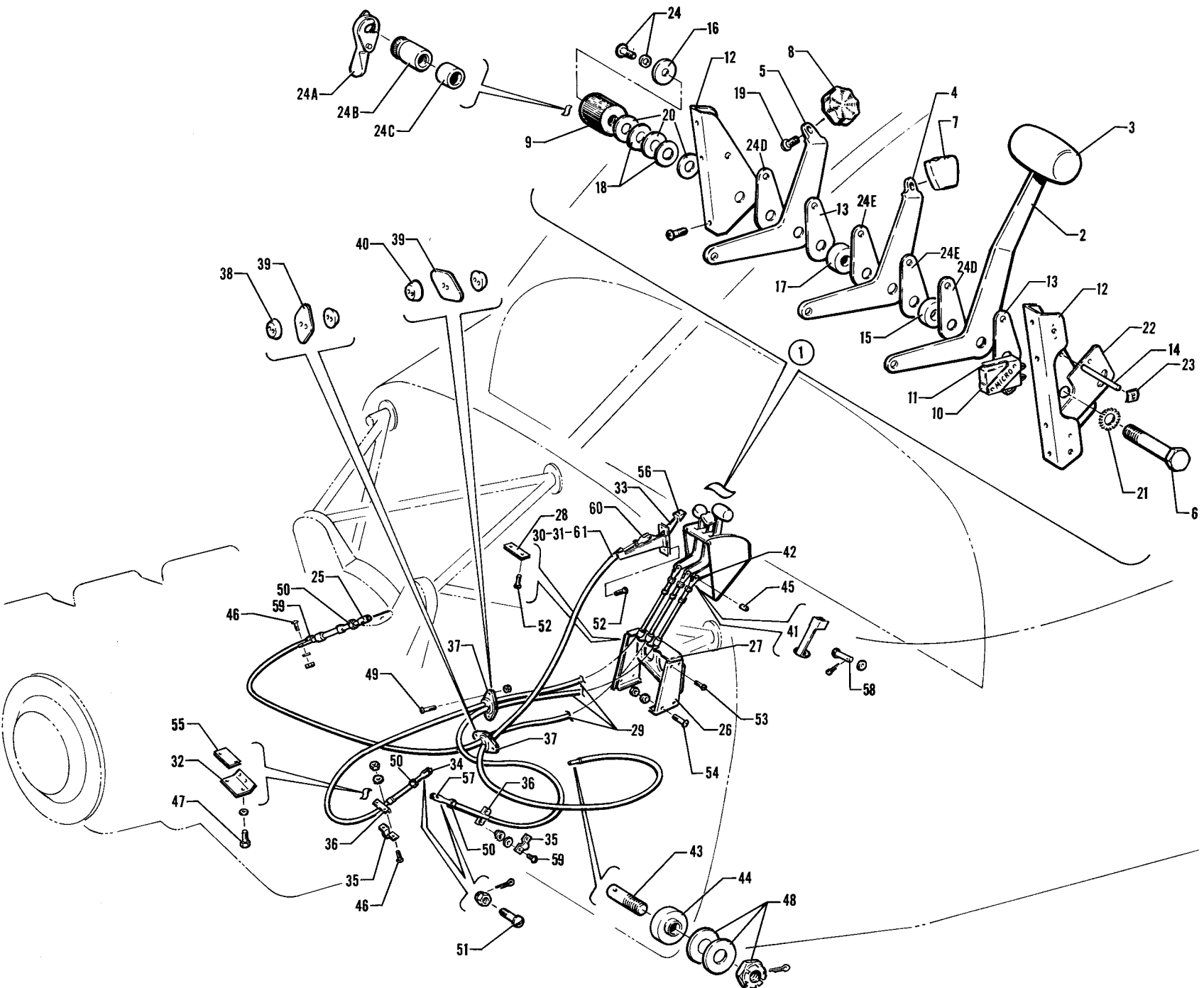


Figure 59. Engine Controls Installation

INTENTIONALLY LEFT BLANK



Figure and Index Number	Part Number	Code	NOMENCLATURE	No. Req.	SERIAL NUMBERS AFFECTED
59-	67017 67834	A B	DRAWING - Engine Controls Installation DRAWING - Engine Controls Installation		
-1	67210-00		QUADRANT ASSEMBLY - Control	1	
-2	67223-03		LEVER ASSEMBLY - Throttle	1	
-3	66979-00		KNOB - Throttle lever (571 129)	1	
-4	67213-00		LEVER - Propeller control	1	
-5	67214-00		LEVER - Mixture control	1	
-6	67217-00	D	SHAFT - Quadrant	1	
	418 457	E	SCREW - Cap (MS35291-42)	1	
-7	24047-00	W	KNOB - Propeller control (571 043)	1	
-8	24048-00	W	KNOB - Mixture control (571 044)	1	
-9	67220-00	D	KNOB - Quadrant control, friction	1	
-10	487 925		SWITCH - Quadrant control (#V3-1)	1	
-11	461 164		FOLLOWER - Quadrant control (#JV-1)	1	28-30005 to 28-30199 inclusive
-12	67215-00		BRACKET ASSEMBLY - Quadrant, left	1	
	67216-00		BRACKET ASSEMBLY - Quadrant, right	1	
-13	67218-00		PLATE - Quadrant control, friction	2	
-14	67221-00		PIN - Quadrant friction plate	1	
-15	68699-02	A	SPACER - Quadrant control	1	28-30005 to 28-30209 inclusive
	68699-06	F	SPACER - Quadrant control	1	
	68699-10	C	SPACER - Quadrant control	1	
-16	68699-03	D	SPACER - Quadrant control	1	
-17	68699-04	D	SPACER - Quadrant control	1	
	68699-06	A	SPACER - Quadrant control	1	28-30641 and up
	68699-10	B	SPACER - Quadrant control	1	
-18	408 815	W	WASHER - (#3502-18-04)	2	
-19	415 448	W	SCREW - (AN526-832R6)	2	
-20	407 586	W	WASHER - (AN960-516L)	3	
-21	407 137	DW	WASHER - (AN936A516)	1	
-22	67729-00		MOUNT - Gear warning switch	1	28-30200 and up
-23	406 345	W	NUT - (#A109-014-1)	2	

A - Used on PA-28R-180 airplanes only.
 B - Used on PA-28R-200 airplanes only.
 C - Used on PA-28R-180 with serial numbers 28-31088 and up, and PA-28R-200 with serial numbers 28-30482, 28-35001 and up.
 D - Used on PA-28R-180 with serial numbers 28-30005 to 28-30481 inclusive, 28-30483 to 28-30640 inclusive.
 E - Used on PA-28R-180 with serial numbers 28-30641 and up, and PA-28R-200 with serial numbers 28-30482, 28-35001 and up.
 F - Used on PA-28R-180 with serial numbers 28-30210 to 28-30481 inclusive, 28-30483 to 28-31087 inclusive.
 W - These parts must be ordered from Service Spares Department, Piper Aircraft, Lock Haven, Penna.

When ordering, always specify Part Number, Description and Serial Number of Aircraft



Figure and Index Number	Part Number	Code	NOMENCLATURE	No. Req.	SERIAL NUMBERS AFFECTED
59-24	415 148	DW	SCREW - (AN526-632R6)	1	28-30641 to 28-30878 inclusive
	407 102	DW	WASHER - (AN935-6)	1	
-24a	24358-00	EW	HANDLE ASSEMBLY - Quadrant adjusting	1	
-24b	24357-00	EW	NUT - Quadrant adjusting	1	
-24c	62714-00		BEARING - Quadrant control (3/8" O.D.)	1	
	63900-121	A	BEARING - Quadrant control (7/16" O.D.)	1	
-24d	67218-00	B	PLATE - Quadrant control, friction	2	
	67218-02	C	PLATE - Quadrant control, friction	2	
-24e	67218-00	B	PLATE - Quadrant control, friction	2	
	62833-50	C	WASHER - Quadrant control, friction	2	
-25	31747-00	W	JOINT ASSEMBLY - Ball, spring type (469 141)	1	
-26	67206-00	F	SUPPORT ASSEMBLY - Engine control	1	
	67206-02	G	SUPPORT ASSEMBLY - Engine control	1	
-27	67224-00	F	BRACKET ASSEMBLY - Engine controls	1	
	67224-03	G	BRACKET ASSEMBLY - Engine controls	1	
-28	67225-00		RETAINER - Engine controls	1	
-29	67639-00		CONTROL ASSEMBLY - Push-pull (455 322)	3	
-30	67657-02	H	WIRE - Alternate air control	1	
-31	67658-02	H	HOUSING - Alternate air control	1	
-32	67659-00	J	BRACKET - Engine controls	1	
	67804-00	K	BRACKET	1	

- A - Used on PA-28R-180 with serial numbers 28-30879 and up, and PA-28R-200 with serial numbers 28-30482, 28-35001 and up.
- B - Used on PA-28R-180 with serial numbers 28-30005 to 28-30481 inclusive, 28-30483 to 28-31087 inclusive.
- C - Used on PA-28R-180 with serial numbers 28-31088 and up, and PA-28R-200 with serial numbers 28-30482, 28-35001 and up.
- D - Used on PA-28R-180 with serial numbers 28-30005 to 28-30481 inclusive, 28-30483 to 28-30640 inclusive.
- E - Used on PA-28R-180 with serial numbers 28-30641 and up, and PA-28R-200 with serial numbers 28-30482, 28-35001 and up.
- F - Used on PA-28R-180 with serial numbers 28-30005 to 28-30481 inclusive, 28-30483 to 28-31250 inclusive, and PA-28R-200 with serial numbers 28-30482, 28-35001 to 28-35600 inclusive.
- G - Used on PA-28R-180 with serial numbers 28-31251 and up, and PA-28R-200 with serial numbers 28-35601 and up.
- H - Used on PA-28R-180 with serial numbers 28-30005 to 28-30481 inclusive, 28-30483 to 28-31092 inclusive, and PA-28R-200 with serial numbers 28-30482, 28-350001 to 28-35225 inclusive.
- J - Used on PA-28R-180 airplanes only.
- K - Used on PA-28R-200 airplanes only.
- W - These parts must be ordered from Service Spares Department, Piper Aircraft, Lock Haven, Penna.

When ordering, always specify Part Number, Description and Serial Number of Aircraft



Figure and Index Number	Part Number	Code	NOMENCLATURE	No. Req.	SERIAL NUMBERS AFFECTED
59-33	69282-00	C	CONTROL MOUNT - Alternate air	1	
	66635-00	E	CONTROL MOUNT - Alternate air	1	
	66835-00	D	CONTROL MOUNT - Alternate air	1	
-34	454 905	AW	CLEVIS - (#RA-13-187-2C)	1	
	31747-00	BW	JOINT ASSEMBLY - Ball, spring type (469 141)	1	
-35	18219-02	AW	CLAMP - Control cable	2	
	18219-00	BW	CLAMP - Control cable	2	
-36	18132-02	AW	LUG - Control cable	2	
	18132-00	BW	LUG - Control cable	2	
-37	66789-00		PLATE - Firewall seal	4	
-38	68770-07		GROMMET - Firewall seal (463 413)	2	
-39	68771-12		GASKET - Firewall seal	2	
-40	68770-08		GROMMET - Firewall seal (463 418)	2	
-41	24123-00	FW	TERMINAL - Clevis tie rod	3	
-42	488 327	W	TERMINAL - (AN665-21R)	3	
-43	70371-03	W	STUD - Alternate air	1	
-44	70371-02	W	FITTING - Swivel, alternate air	1	
-45	86092-82	FW	PIN - Clevis tie rod	3	
-46	415 444		SCREW - (AN526-832R9)	6	
	407 563	W	WASHER - (AN960-8)	6	
	404 910	W	NUT - (MS20365-832C)	6	
-47	418 351	A	SCREW - Cap (1/4-20 NC3 x 1" L)	2	
	407 105	AW	WASHER - (AN935-416)	2	
-48	407 564	W	WASHER - (AN960-10)	1	
	407 584	W	WASHER - (AN960-10L)	1	
	404 392	W	NUT - (AN320-3)	1	
	424 051	W	PIN - Cotter (AN380-2-2)	1	
-49	415 448	W	SCREW - (AN526-832R6)	4	
	404 910	W	NUT - (MS20365-832C)	4	
-50	404 224	W	NUT - (AN315-3R)	7	
	407 104	W	WASHER - (AN935-10)	7	
-51	400 674	AW	BOLT - (AN23-12)	2	
	404 100	AW	NUT - (AN310-3)	2	
	424 051	AW	PIN - Cotter (AN380-2-2)	2	
	404 887	W	NUT - (MS20365-1032C)	2	
	407 564	W	WASHER - (AN960-10)	2	

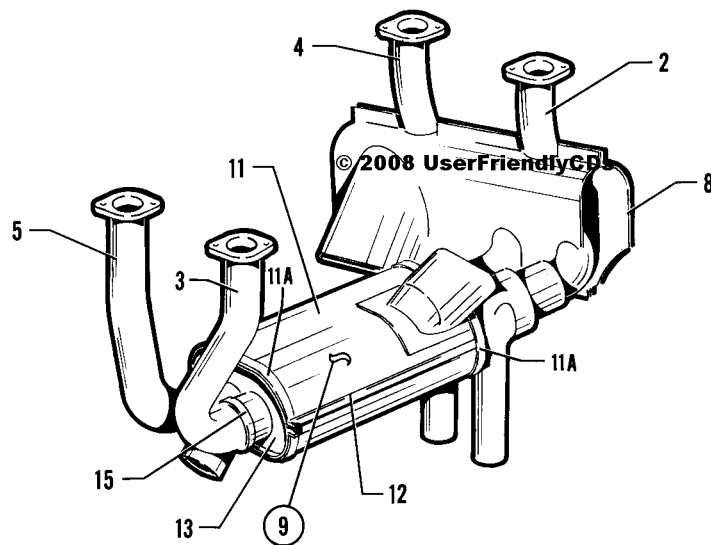
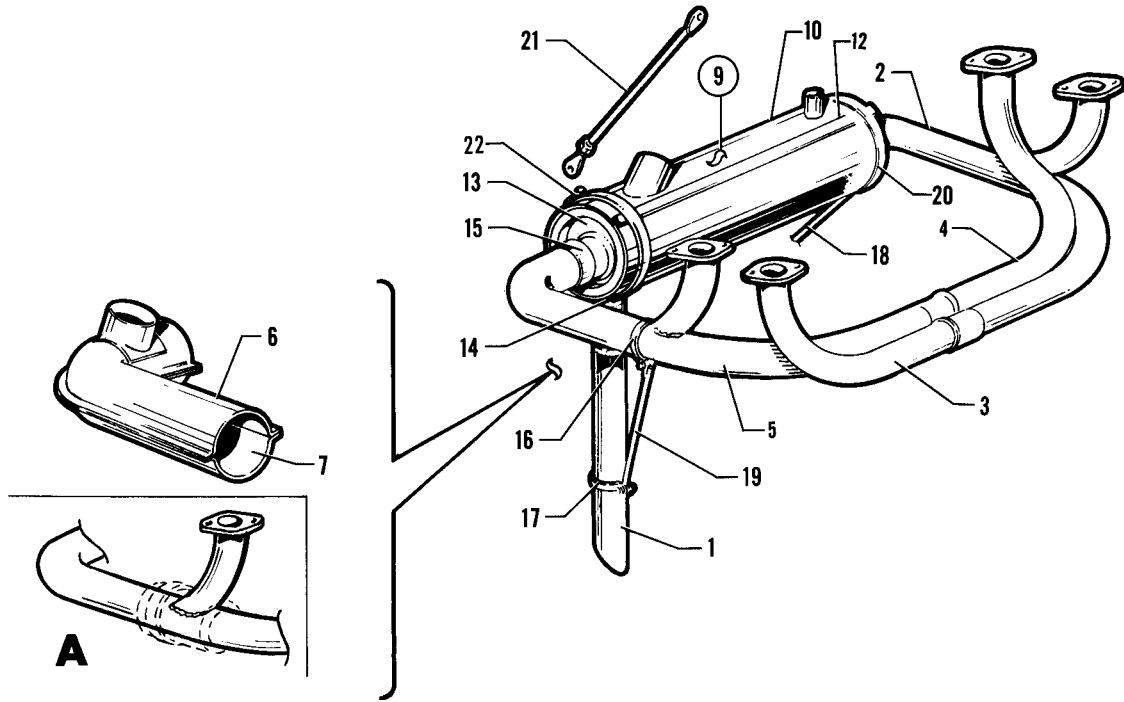
A - Used on PA-28R-180 airplanes only.
 B - Used on PA-28R-200 airplanes only.
 C - Used on PA-28R-180 with serial numbers 28-30005 to 28-30481 inclusive, 28-30483 to 28-30878 inclusive.
 D - Used on PA-28R-180 with serial numbers 28-31093 and up, and PA-28R-200 with serial numbers 28-35226 and up.
 E - Used on PA-28R-180 with serial numbers 28-30879 to 28-31092 inclusive, and PA-28R-200 with serial numbers 28-30482, 28-35001 to 28-35225 inclusive.
 F - Used on PA-28R-180 with serial numbers 28-30005 to 28-30481 inclusive, 28-30483 to 28-30736 inclusive.
 W - These parts must be ordered from Service Spares Department, Piper Aircraft, Lock Haven, Penna.

When ordering, always specify Part Number, Description and Serial Number of Aircraft



Figure and Index Number	Part Number	Code	NOMENCLATURE	No. Req.	SERIAL NUMBERS AFFECTED	
59-52	415 754	W	SCREW - (AN515-8R8)	11	28-30005 to 28-30478 inclusive	
-53	415 753	W	SCREW - (AN515-8R7)	4		
-54	415 753	W	SCREW - (AN515-8R7)	2		
	407 563	W	WASHER - (AN960-8)	2		
	404 910	W	NUT - (MS20365-832C)	2		
-55	67664-00	B	SPACER - Engine control bracket	1		
-56	22287-00	CW	KNOB - Alternate air control	1		
	66980-00	D	KNOB - Alternate air control	1		
-57	454 905	W	CLEVIS - (#RA-13-187-2C)	1		
	31747-00	GW	JOINT ASSEMBLY - Ball (469 141)	1		
-58	524 145	G	PIN - (MS20392-2C11)	3		
	407 584	GW	WASHER - (AN960-10L)	3		
	424 050	GW	COTTER PIN - (AN380-2-1)	3		
-59	415 452	W	SCREW - (AN526-832R12)	2		
	407 563	W	WASHER - (AN960-8)	2		
	409 910	W	NUT - (MS20365-832C)	2		
-60	454 905	AW	CLEVIS - (#RA-13-187-2C)	1		
-61	66836-02	E	CABLE ASSEMBLY - Alternate air control, complete	1		
	66836-06	F	CABLE ASSEMBLY - Alternate air control, complete	1		
			<p>A - Used on PA-28R-180 with serial numbers 28-31093 and up, and PA-28R-200 with serial numbers 28-35226 and up.</p> <p>B - Used on PA-28R-180 airplanes only.</p> <p>C - Used on PA-28R-180 with serial numbers 28-30005 to 28-30481 inclusive, 28-30483 to 28-31250 inclusive, and PA-28R-200 with serial numbers 28-30482, 28-35001 to 28-35600 inclusive.</p> <p>D - Used on PA-28R-180 with serial numbers 28-31251 and up, and PA-28R-200 with serial numbers 28-35601 and up.</p> <p>E - Used on PA-28R-180 with serial numbers 28-31093 to 28-31279 inclusive, and PA-28R-200 with serial numbers 28-35226 to 28-35830 inclusive.</p> <p>F - Used on PA-28R-180 with serial numbers 28-7130001 and up, and PA-28R-200 with serial numbers 28-7135001 and up.</p> <p>G - Used on PA-28R-180 with serial numbers 28-30737 and up, and PA-28R-200 with serial numbers 28-30482, 28-35001 and up.</p> <p>W - These parts <u>must</u> be ordered from Service Spares Department, Piper Aircraft, <u>Lock Haven, Penna.</u></p>			

When ordering, always specify Part Number, Description and Serial Number of Aircraft



<http://stores.ebay.com/UserFriendlyCDs>

Figure 60. Engine Exhaust System Installation



Figure and Index Number	Part Number	Code	NOMENCLATURE	No. Req.	SERIAL NUMBERS AFFECTED
60-	63622		DRAWING - Power Plant Installation		28-1 to 28-507 inclusive
	63689	B	DRAWING - Power Plant Installation		28-508 to 28-1760 inclusive
	63689	A	DRAWING - Power Plant Installation		28-20002 to 28-21095 inclusive
	65616	A	DRAWING - Power Plant Installation		28-21096 to 28-24999 inclusive
	66680	A	DRAWING - Power Plant Installation		28-25000 to 28-7125471 inclusive
	99516	A	DRAWING - Power Plant Installation		28-7125472 and up
	62892	B	DRAWING - Exhaust System Installation		28-1761 and up
-1	63666-02	A	TAIL PIPE - Exhaust	1	28-20002 and up
	63666-02	B	TAIL PIPE - Exhaust	1	28-1 to 28-1760 inclusive
-2	63726-02	BC	STACK ASSEMBLY - Front cylinder, left	1	28-1 to 28-1760 inclusive
	63726-02	A	STACK ASSEMBLY - Front cylinder, left	1	28-20002 to 28-7125471 inclusive
	99044-05	A	STACK ASSEMBLY - Front cylinder, left	1	28-7125472 and up
	62229-00	B	STACK ASSEMBLY - Front cylinder, left	1	28-1761 and up
-3	63726-04	BC	STACK ASSEMBLY - Front cylinder, right	1	28-1 to 28-1760 inclusive
	63726-04	A	STACK ASSEMBLY - Front cylinder, right	1	28-20002 to 28-7125471 inclusive
	99044-02	A	STACK ASSEMBLY - Front cylinder, right	1	28-7125472 and up
	62230-00	B	STACK ASSEMBLY - Front cylinder, right	1	28-1761 and up
-4	63726-05	BC	STACK ASSEMBLY - Rear cylinder, left	1	28-1 to 28-1760 inclusive
	63726-05	A	STACK ASSEMBLY - Rear cylinder, left	1	28-20002 to 28-7125471 inclusive
	99044-03	A	STACK ASSEMBLY - Rear cylinder, left	1	28-7125472 and up
	62231-00	B	STACK ASSEMBLY - Rear cylinder, left	1	28-1761 and up
-5	63726-03	BC	STACK ASSEMBLY - Rear cylinder, right	1	28-1 to 28-1760 inclusive
	63726-03	A	STACK ASSEMBLY - Rear cylinder, right	1	28-20002 to 28-7125471 inclusive
	99044-04	A	STACK ASSEMBLY - Rear cylinder, right	1	28-7125472 and up
	62232-00	B	STACK ASSEMBLY - Rear cylinder, right	1	28-1761 and up
-6	63705-02	DF	SHROUD ASSEMBLY - Top	1	
	63723-03	E	SHROUD ASSEMBLY - Top	1	
	63723-03	A	SHROUD ASSEMBLY - Top	1	28-20002 and up
-7	63705-03	DF	SHROUD ASSEMBLY - Bottom	1	
	63723-02	E	SHROUD ASSEMBLY - Bottom	1	
	63723-02	AG	SHROUD ASSEMBLY - Bottom	1	28-20002 and up
	66561-00	AH	SHROUD ASSEMBLY - Bottom	1	
-8	62981-06	B	SHROUD ASSEMBLY - Left	1	28-1761 and up
	62981-07	B	SHROUD ASSEMBLY - Right	1	28-1761 and up
			A - Used on PA-28-140 airplanes only.		
			B - Used on PA-28-150, PA-28-160 and PA-28-180 airplanes only.		
			C - If airplane presently has a one piece stack, order both left and right stacks.		
			D - Used on PA-28 airplanes with serial numbers 28-1 to 28-670, 28-678, 679, 681, 685, 690, 691, 693, 697, 706 and 707.		
			E - Used on PA-28 airplanes with serial numbers 28-671 to 28-677, 28-680, 682 to 684, 686 to 689, 692, 694 to 696, 698 to 705, 708 to 1760 inclusive.		
			F - If present stack does not incorporate a welded shroud as shown in Sketch "A" on illustration, order Part No. 63723-02 bottom or Part No. 63723-03 top.		
			G - Order Part No. 66561-00 if Carburetor Heat Air Filter Kit is installed.		
			H - Used if Carburetor Heat Air Filter Kit is installed.		

When ordering, always specify Part Number, Description and Serial Number of Aircraft



Figure and Index Number	Part Number	Code	NOMENCLATURE	No. Req.	SERIAL NUMBERS AFFECTED
60-9	63652-04	A	MUFFLER ASSEMBLY - Complete	1	28-1 to 28-1520 inclusive
	63652-05	B	MUFFLER ASSEMBLY - Complete	1	28-671 to 28-1520 inclusive
	62208-04	A	MUFFLER ASSEMBLY - Complete	1	28-1521 to 28-1760 inclusive
	62208-05	B	MUFFLER ASSEMBLY - Complete	1	28-1521 to 28-1760 inclusive
	62208-04	C	MUFFLER ASSEMBLY - Complete	1	28-20002 to 28-24999 inclusive
	66704-00	C	MUFFLER ASSEMBLY - Complete	1	28-25000 to 28-26400 inclusive
	66906-00	C	MUFFLER ASSEMBLY - Complete	1	28-26401 to 28-26956 inclusive
	66906-02	C	MUFFLER ASSEMBLY - Complete	1	28-7125001 and up
	63237-00	AB	MUFFLER ASSEMBLY - Complete	1	28-1761 to 28-3077 inclusive
	65540-00	AB	MUFFLER ASSEMBLY - Complete	1	28-3078 to 28-7205091 inclusive
65540-02	B	MUFFLER ASSEMBLY - Complete	1	28-7205092 and up	
-10	63652-02	AB	SHROUD ASSEMBLY - Muffler, complete	1	28-1 to 28-1520 inclusive
	62208-02	AB	SHROUD ASSEMBLY - Muffler, complete	1	28-1521 to 28-1760 inclusive
	62208-02	C	SHROUD ASSEMBLY - Muffler, complete	1	28-20002 to 28-24999 inclusive
	66704-02	C	SHROUD ASSEMBLY - Muffler, complete	1	28-25000 and up
-11	63237-04	AB	SHROUD ASSEMBLY - Muffler, top	1	28-1761 to 28-3077 inclusive
	65542-00	AB	SHROUD ASSEMBLY - Muffler, top	1	28-3078 to 28-7205091 inclusive
	99568-00	B	SHROUD ASSEMBLY - Muffler, top	1	28-7205092 and up
	63236-05	AB	SHROUD ASSEMBLY - Muffler, bottom	1	28-1761 to 28-3077 inclusive
65543-00	AB	SHROUD ASSEMBLY - Muffler, bottom	1	28-3078 and up	
-11a	554 848	ABW	CLAMP - Shroud (#GS-96SS)	2	28-3078 and up
-12	10430-00	ABW	CLIP - Muffler shroud	1	
	63712-00	AB	CLIP - Muffler shroud (18 1/2")	1	
-13	63712-00	C	CLIP - Muffler shroud (18")	1	28-20002 and up
	63089-00	AB	CLIP - Muffler shroud	2	28-1761 to 28-3077 inclusive
	99482-00	D	MUFFLER ASSEMBLY	1	
	99482-02	B	MUFFLER ASSEMBLY	1	28-671 to 28-1760 inclusive
	66894-00	AB	MUFFLER ASSEMBLY - Front	1	28-1761 to 28-3077 inclusive
	66894-02	AB	MUFFLER ASSEMBLY - Rear	1	28-1761 to 28-3077 inclusive
	62339-04	AB	MUFFLER ASSEMBLY	1	28-3078 to 28-5131 inclusive
66894-03	B	MUFFLER ASSEMBLY	1	28-5132 and up	
-14	14235-00	ABW	CLAMP - Tail pipe attachment	1	28-1 to 28-1760 inclusive
	14235-00	CW	CLAMP - Tail pipe attachment	1	28-20002 and up
-15	65442-03	AB	CLAMP ASSEMBLY - Exhaust stack	2	28-1 to 28-1760 inclusive
	65442-03	C	CLAMP ASSEMBLY - Exhaust stack	2	28-20002 and up
	63243-02	AB	CLAMP ASSEMBLY - Exhaust stack	2	28-1761 and up
-16	63642-02	A	CLAMP - Tail pipe support	1	28-1 to 28-670 inclusive
	63735-00	AB	CLAMP - Tail pipe support	1	28-671 to 28-1760 inclusive
	63735-00	C	CLAMP - Tail pipe support	1	28-20002 and up
-17	63642-03	AB	CLAMP - Tail pipe support	2	28-1 to 28-1760 inclusive
	63642-03	C	CLAMP - Tail pipe support	2	28-20002 and up

A - Used on PA-28-150 and PA-28-160 airplanes only.
 B - Used on PA-28-180 airplanes only.
 C - Used on PA-28-140 airplanes only.
 D - Used on PA-28-150 and PA-28-160 with serial numbers 28-1 to 28-1760 inclusive, and PA-28-140.
 W - These parts must be ordered from Service Spares Department, Piper Aircraft, Lock Haven, Penna.

When ordering, always specify Part Number, Description and Serial Number of Aircraft



Figure and Index Number	Part Number	Code	NOMENCLATURE	No. Req.	SERIAL NUMBERS AFFECTED
60-18	63645-00	AB	SUPPORT - Tail pipe	1	28-1 to 28-1760 inclusive
	63645-00	C	SUPPORT - Tail pipe	1	28-20002 and up
-19	63646-00	A	SUPPORT - Tail pipe	1	28-1 to 28-670 inclusive
	63591-00	AB	SUPPORT - Tail pipe	1	28-671 to 28-1760 inclusive
	63591-00	C	SUPPORT - Tail pipe	1	28-20002 and up
-20	66847-00	AB	CLAMP - Muffler shroud	1	28-1 to 28-1760 inclusive
	66847-00	C	CLAMP - Muffler shroud	1	28-20002 and up
-21	63704-00	A	SUPPORT ASSEMBLY - Muffler	2	28-508 to 28-670 inclusive
-22	554 848	CW	CLAMP - Muffler shroud (SAE Ty F-96SS)	1	28-23135 and up

A - Used on PA-28-150 and PA-28-160 airplanes only.
 B - Used on PA-28-180 airplanes only.
 C - Used on PA-28-140 airplanes only.
 W - These parts must be ordered from Service Spares Department, Piper Aircraft, Lock Haven, Penna.

When ordering, always specify Part Number, Description and Serial Number of Aircraft

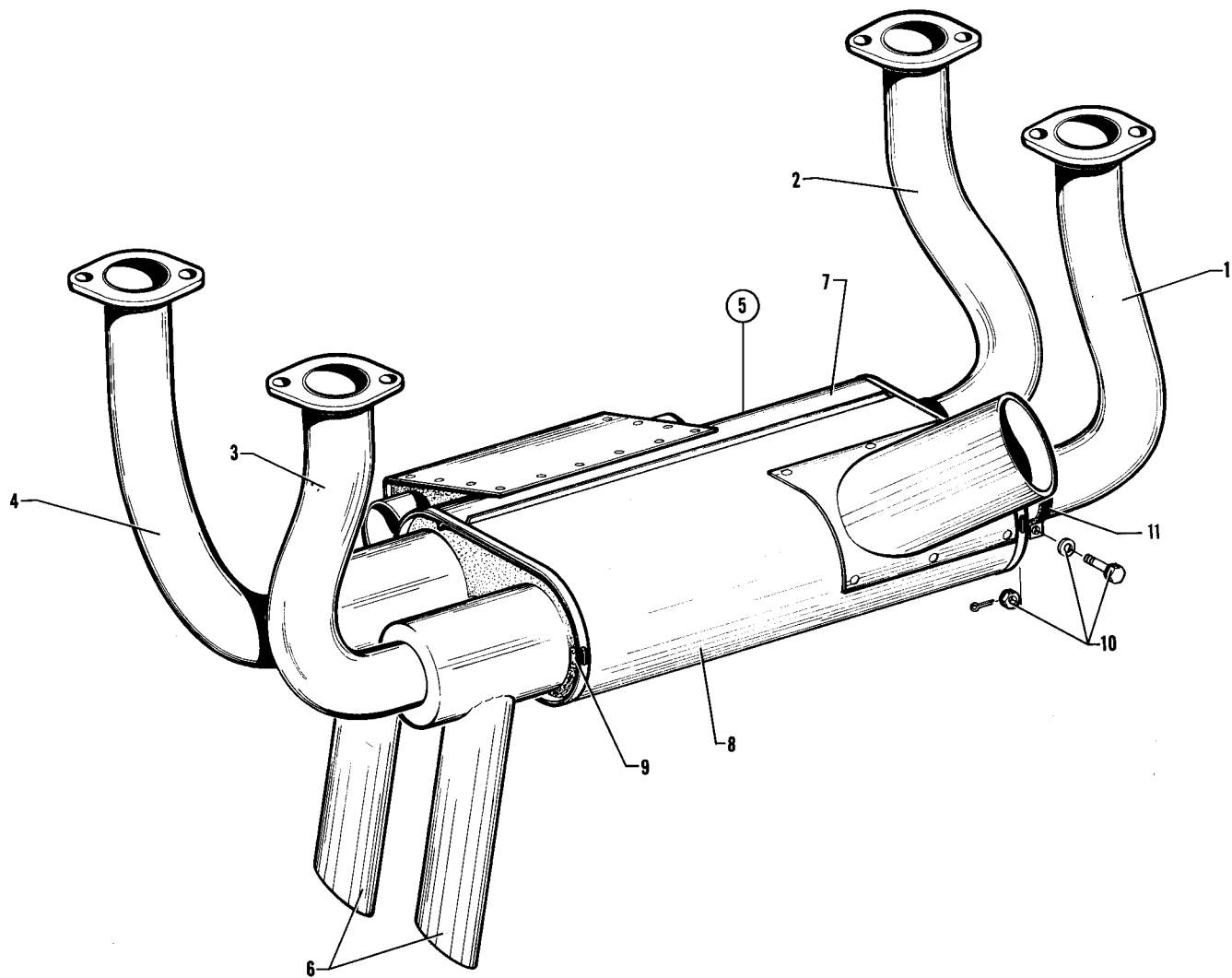


Figure 61. Engine Exhaust System Installation



Figure and Index Number	Part Number	Code	NOMENCLATURE	No. Req.	SERIAL NUMBERS AFFECTED
61-	67642 67814 99603	A C B	DRAWING - Exhaust System Installation DRAWING - Exhaust System Installation DRAWING - Exhaust System Installation		28-7235001 and up
-1	67617-00	A	STACK ASSEMBLY - Left front	1	
	67810-00	B	STACK ASSEMBLY - Left front	1	
-2	67618-00	A	STACK ASSEMBLY - Left rear	1	
	67811-00	B	STACK ASSEMBLY - Left rear	1	
-3	67619-00	A	STACK ASSEMBLY - Right front	1	
	67809-00	B	STACK ASSEMBLY - Right front	1	
-4	67620-00	A	STACK ASSEMBLY - Right rear	1	
	67812-00	B	STACK ASSEMBLY - Right rear	1	
-5	67643-00	AC	MUFFLER ASSEMBLY - Complete	1	
	99601-00	B	MUFFLER ASSEMBLY - Complete	1	28-7235001 and up
-6	67517-00		MUFFLER ASSEMBLY	2	
-7	67808-00		SHROUD ASSEMBLY - Muffler, bottom	1	
-8	67651-00	AC	SHROUD ASSEMBLY - Muffler, top	1	
	99600-00	B	SHROUD ASSEMBLY - Muffler, top	1	28-7235001 and up
-9	67652-00		TAB - Muffler	4	
-10	400 103	W	BOLT - (AN4-6)	2	
	407 565	W	WASHER - (AN960-416)	4	
	404 101	W	NUT - (AN310-4)	2	
	424 051	W	PIN - Cotter (AN380-2-2)	2	
-11	63243-02		CLAMP ASSEMBLY - Exhaust stack	2	

A - Used on PA-28R-180 airplanes only.
 B - Used on PA-28R-200 airplanes only.
 C - Used on PA-28R-200 with serial numbers 28-30482, 28-35001 to 28-7135238 inclusive.
 W - These parts must be ordered from Service Spares Department, Piper Aircraft, Lock Haven, Penna.

When ordering, always specify Part Number, Description and Serial Number of Aircraft

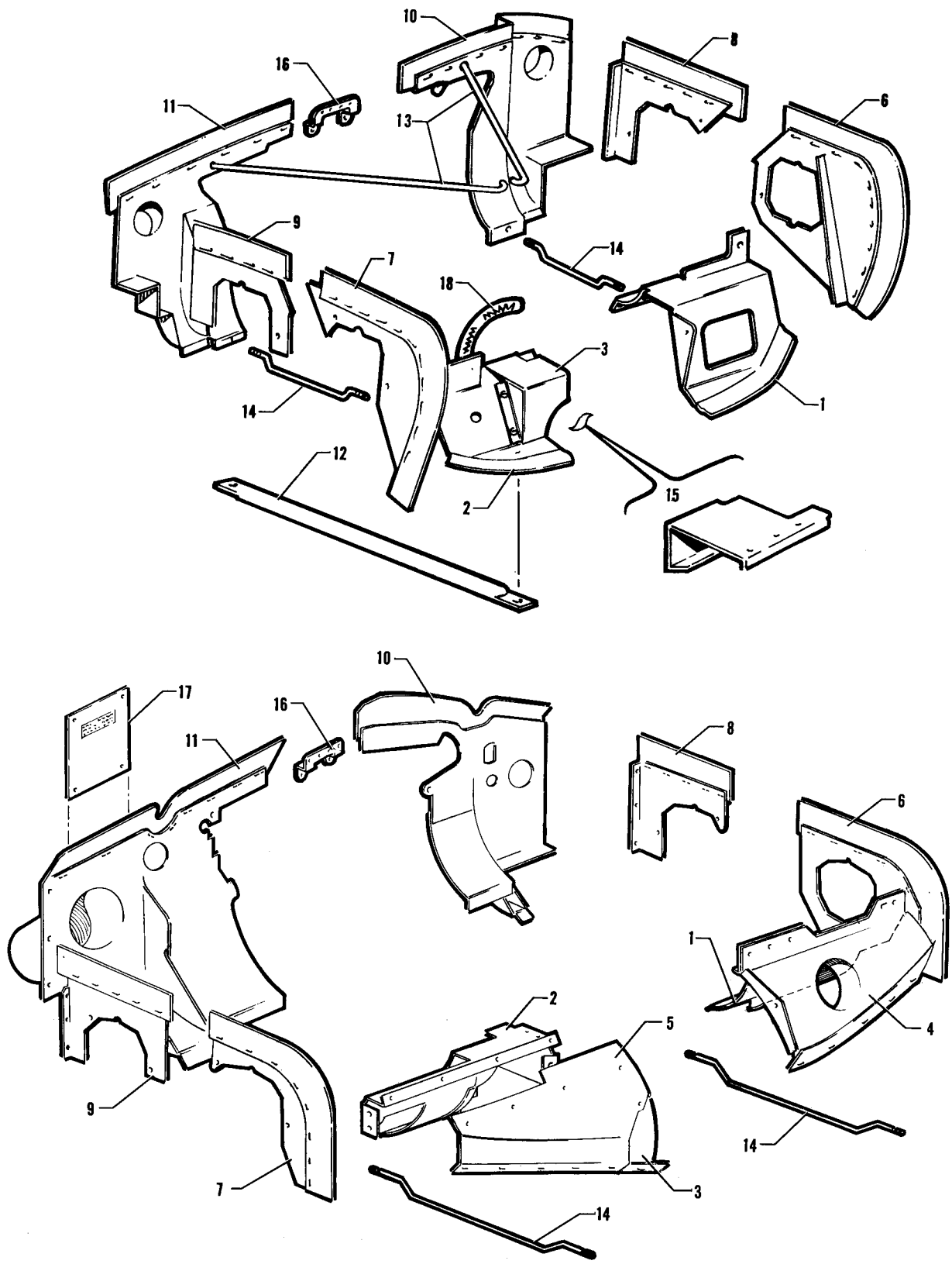


Figure 62. Engine Baffle Installation

INTENTIONALLY LEFT BLANK



Figure and Index Number	Part Number	Code	NOMENCLATURE	No. Req.	SERIAL NUMBERS AFFECTED
62-	63622	B	DRAWING - Power Plant Installation		28-1 to 28-507 inclusive
	63689	BC	DRAWING - Power Plant Installation		28-508 to 28-1760 inclusive
	63689	A	DRAWING - Power Plant Installation		28-20002 to 28-21095 inclusive
	65616	A	DRAWING - Power Plant Installation		28-21096 to 28-24999 inclusive
	66680	A	DRAWING - Power Plant Installation		28-25000 to 28-7125471 inclusive
	99516	A	DRAWING - Power Plant Installation		28-7125472 and up
	62986	BC	DRAWING - Engine Baffle Installation		28-1761 and up
-1	63610-00	B	BAFFLE ASSEMBLY - Left front, complete	1	28-1 to 28-1760 inclusive
	63707-00	C	BAFFLE ASSEMBLY - Left front, complete	1	28-671 to 28-1760 inclusive
	63610-00	A	BAFFLE ASSEMBLY - Left front, complete	1	28-20002 to 28-21095 inclusive
	63441-00	B	BAFFLE ASSEMBLY - Left front, complete	1	28-1761 and up
	63244-00	C	BAFFLE ASSEMBLY - Left front, complete	1	28-1761 to 28-7205091 inclusive
	63244-02	C	BAFFLE ASSEMBLY - Left front, less fairing	1	28-7205092 and up
	65480-00	A	BAFFLE ASSEMBLY - Left front, complete	1	28-21096 to 28-7125471 inclusive
-2	99225-00	A	BAFFLE ASSEMBLY - Left front, complete	1	28-7125472 and up
	63611-00	BD	BAFFLE ASSEMBLY - Right front	1	28-1 to 28-507 inclusive
	63693-00	BC	BAFFLE ASSEMBLY - Right front	1	28-508 to 28-1760 inclusive
	63693-03	C	BAFFLE ASSEMBLY - Right front	1	28-671 to 28-1760 inclusive
	63693-00	A	BAFFLE ASSEMBLY - Right front	1	28-20002 to 28-7125471 inclusive
	99221-00	A	BAFFLE ASSEMBLY - Right front	1	28-7125472 and up
	63433-00	B	BAFFLE ASSEMBLY - Right front	1	28-1761 and up
-3	62396-00	C	BAFFLE ASSEMBLY - Right front	1	28-1761 to 28-7205091 inclusive
	99577-00	C	BAFFLE ASSEMBLY - Right front	1	28-7205092 and up
	63609-00	BD	COVER ASSEMBLY - Right front baffle	1	28-1 to 28-507 inclusive
	99771-00	C	COVER ASSEMBLY - Right front baffle	1	28-7205092 and up
	99578-00	C	FAIRING ASSEMBLY - Left front baffle	1	28-7205092 and up
	63431-00	B	FAIRING ASSEMBLY - Right front baffle	1	28-1761 and up
	62393-00	C	FAIRING ASSEMBLY - Right front baffle	1	28-1761 to 28-7205091 inclusive
-4	99573-00	C	FAIRING ASSEMBLY - Right front baffle	1	28-7205092 and up
	63613-00	BC	BAFFLE ASSEMBLY - Left side, front	1	28-1 to 28-1760 inclusive
	63613-00	A	BAFFLE ASSEMBLY - Left side, front	1	28-20002 and up
	63093-00	BC	BAFFLE ASSEMBLY - Left side, front	1	28-1761 and up
	63612-00	B	BAFFLE ASSEMBLY - Right side, front	1	28-1 to 28-507 inclusive
	63612-06	BC	BAFFLE ASSEMBLY - Right side, front	1	28-508 to 28-1410 inclusive
	63612-09	BC	BAFFLE ASSEMBLY - Right side, front	1	28-1411 to 28-1760 inclusive
-5	63612-11	A	BAFFLE ASSEMBLY - Right side, front	1	28-20002 and up
	63092-00	BC	BAFFLE ASSEMBLY - Right side, front	1	28-1761 and up
	63614-00	BC	BAFFLE ASSEMBLY - Left side, rear	1	28-1 to 28-1410 inclusive
	63614-05	BC	BAFFLE ASSEMBLY - Left side, rear	1	28-1411 to 28-1760 inclusive
	63614-05	A	BAFFLE ASSEMBLY - Left side, rear	1	28-20002 and up
	62233-00	BC	BAFFLE ASSEMBLY - Left side, rear	1	28-1761 and up
	63615-00		BAFFLE ASSEMBLY - Right side, rear	1	28-1 to 28-1410 inclusive
-6	63615-04		BAFFLE ASSEMBLY - Right side, rear	1	28-1411 to 28-1760 inclusive
	63615-04		BAFFLE ASSEMBLY - Right side, rear	1	28-20002 and up
	62234-00		BAFFLE ASSEMBLY - Right side, rear	1	28-1761 and up

A - Used on PA-28-140 airplanes only.
 B - Used on PA-28-150 and PA-28-160 airplanes only.
 C - Used on PA-28-180 airplanes only.
 D - Used when generator is installed.

When ordering, always specify Part Number, Description and Serial Number of Aircraft

PA-28-140
 PA-28-150
 PA-28-160
 PA-28-180



Figure and Index Number	Part Number	Code	NOMENCLATURE	No. Req.	SERIAL NUMBERS AFFECTED
62-10	63617-00	BE	BAFFLE ASSEMBLY - Left rear	1	28-1 to 28-220 inclusive
	63617-08	B	BAFFLE ASSEMBLY - Left rear	1	28-221 to 28-670 inclusive
	63617-11	BD	BAFFLE ASSEMBLY - Left rear	1	28-725 to 28-1410 inclusive
	63617-14	BD	BAFFLE ASSEMBLY - Left rear	1	28-1411 to 28-1520 inclusive
	63617-15	B	BAFFLE ASSEMBLY - Left rear	1	28-1521 to 28-1760 inclusive
	63617-15	A	BAFFLE ASSEMBLY - Left rear	1	28-20002 to 28-24999 inclusive
	66722-00	A	BAFFLE ASSEMBLY - Left rear	1	28-25000 and up
	63706-00	C	BAFFLE ASSEMBLY - Left rear	1	28-671 to 28-1410 inclusive
	63706-08	C	BAFFLE ASSEMBLY - Left rear	1	28-1411 to 28-1520 inclusive
	63706-09	C	BAFFLE ASSEMBLY - Left rear	1	28-1521 to 28-1760 inclusive
	63427-00	B	BAFFLE ASSEMBLY - Left rear	1	28-1761 and up
	62387-00	C	BAFFLE ASSEMBLY - Left rear	1	28-1761 to 28-5149 inclusive
	62387-07	C	BAFFLE ASSEMBLY - Left rear	1	28-5150 and up
	-11	63616-00	BED	BAFFLE ASSEMBLY - Right rear	1
63616-09		BD	BAFFLE ASSEMBLY - Right rear	1	28-221 to 28-670 inclusive
63745-00		BD	BAFFLE ASSEMBLY - Right rear	1	28-725 to 28-1410 inclusive
63745-04		BD	BAFFLE ASSEMBLY - Right rear	1	28-1411 to 28-1520 inclusive
63616-09		B	BAFFLE ASSEMBLY - Right rear	1	28-1521 to 28-1760 inclusive
63616-09		A	BAFFLE ASSEMBLY - Right rear	1	28-20002 to 28-24999 inclusive
66677-00		A	BAFFLE ASSEMBLY - Right rear	1	28-25000 and up
63709-05		CD	BAFFLE ASSEMBLY - Right rear	1	28-671 to 28-1410 inclusive
63709-08		CD	BAFFLE ASSEMBLY - Right rear	1	28-1411 to 28-1520 inclusive
63709-00		C	BAFFLE ASSEMBLY - Right rear	1	28-1521 to 28-1760 inclusive
63430-00		B	BAFFLE ASSEMBLY - Right rear	1	28-1761 and up
62383-00		C	BAFFLE ASSEMBLY - Right rear	1	28-1761 to 28-5149 inclusive
62383-03		C	BAFFLE ASSEMBLY - Right rear	1	28-5150 and up
-12		63621-00	B	BRACE - Engine to front baffle (12. 75")	1
	63621-02	BC	BRACE - Engine to front baffle (13. 75")	1	28-508 to 28-1760 inclusive
	63621-02	A	BRACE - Engine to front baffle (13. 75")	1	28-20002 to 28-7125471 inclusive
	67796-00	AF	BRACE - Engine to front baffle (12. 78")	1	28-7125472 and up
-13	63716-00	BC	STAY - Rear baffle	2	28-508 to 28-1760 inclusive
	63716-00	A	STAY - Rear baffle	2	28-20002 and up
-14	14513-00	W	TIE ROD - Engine baffle	2	
-15	63699-00	B	BRACKET ASSEMBLY - Baffle	1	28-508 to 28-1760 inclusive
	63699-03	C	BRACKET ASSEMBLY - Baffle	1	28-671 to 28-1760 inclusive
	63699-00	A	BRACKET ASSEMBLY - Baffle	1	28-20002 to 28-7125471 inclusive
-16	63605-00		BRACKET - Rear baffle reinforcement	1	
-17	63492-00	B	CLOSURE ASSEMBLY - Winterization plate	1	28-1761 and up
	63492-00	C	CLOSURE ASSEMBLY - Winterization plate	1	28-1761 to 28-5149 inclusive
	67769-00	C	CLOSURE ASSEMBLY - Winterization plate	1	28-5150 and up
-18	63633-04	B	HOSE - Generator air	1	28-1 to 28-507 inclusive

A - Used on PA-28-140 airplanes only.
 B - Used on PA-28-150 and PA-28-160 airplanes only.
 C - Used on PA-28-180 airplanes only.
 D - If Fuel Cooling Kit 756 807, 756 808 or 756 809 has been installed, order part for serial numbers 28-1521 to 28-1760 inclusive.
 E - If Kit 754 428 has been installed, order part for serial numbers 28-221 to 28-670 inclusive.
 F - Refer to Figure 32A if air conditioning is installed.
 W - These parts must be ordered from Service Spares Department, Piper Aircraft, Lock Haven, Penna.

When ordering, always specify Part Number, Description and Serial Number of Aircraft

PA-28-140
PA-28-150
PA-28-160
PA-28-180

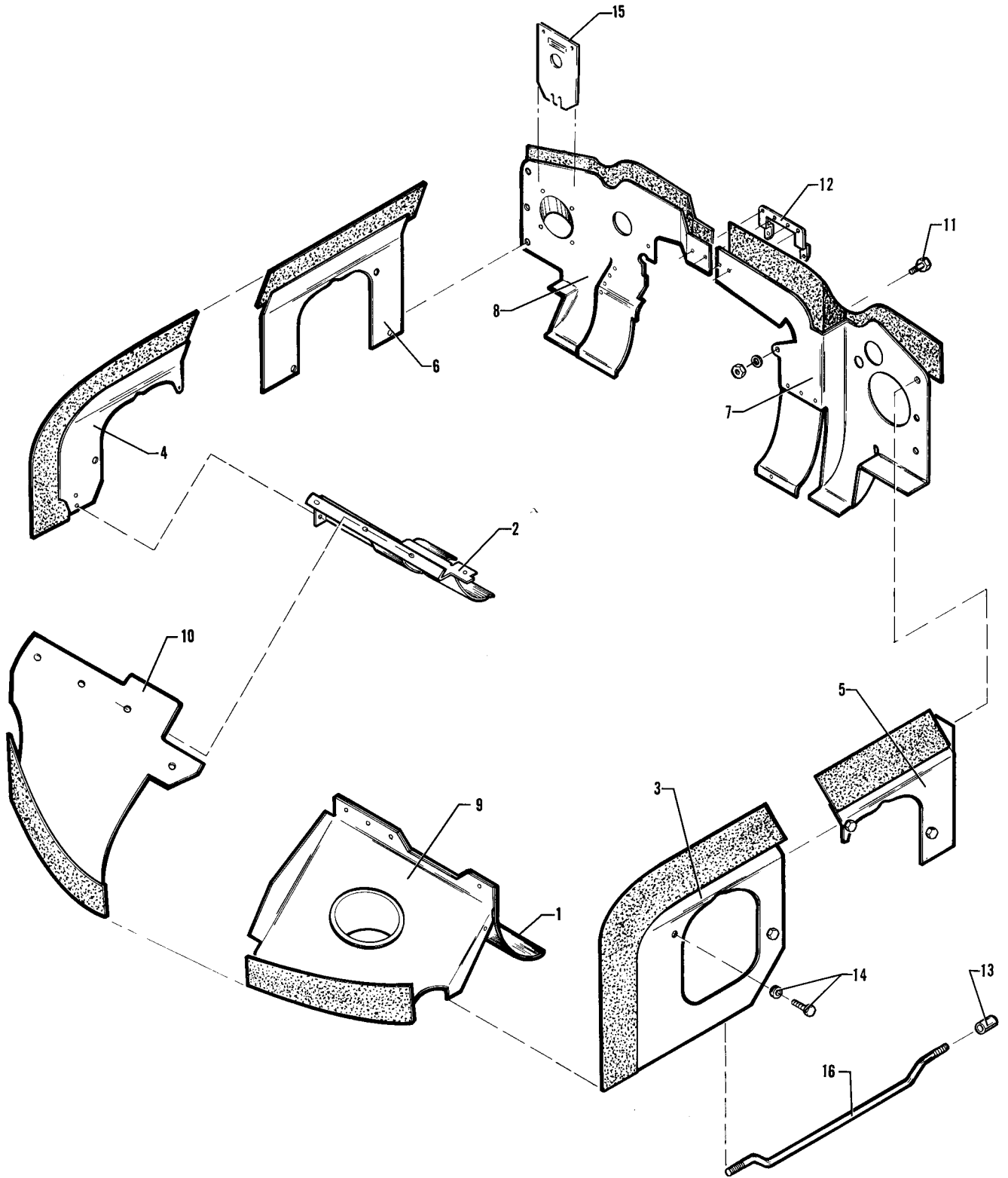


Figure 63. Engine Baffle Installation



Figure and Index Number	Part Number	Code	NOMENCLATURE	No. Req.	SERIAL NUMBERS AFFECTED
63-	67238	A	DRAWING - Engine Baffle Installation		
	67803	B	DRAWING - Engine Baffle Installation		
-1	67634-00	A	BAFFLE ASSEMBLY - Left front (complete)	1	
	67816-00	C	BAFFLE ASSEMBLY - Left front (complete)	1	
	99792-00	B	BAFFLE ASSEMBLY - Left front	1	28-7235001 and up
-2	67622-00	A	BAFFLE ASSEMBLY - Right front	1	
	67828-00	C	BAFFLE ASSEMBLY - Right front	1	
	99595-00	B	BAFFLE ASSEMBLY - Right front	1	28-7235001 and up
-3	67632-00	A	BAFFLE ASSEMBLY - Left side front	1	
	67830-00	B	BAFFLE ASSEMBLY - Left side front	1	
-4	67631-00	A	BAFFLE ASSEMBLY - Right side front	1	
	67822-00	B	BAFFLE ASSEMBLY - Right side front	1	
-5	67630-00	A	BAFFLE ASSEMBLY - Left side rear	1	
	67831-00	B	BAFFLE ASSEMBLY - Left side rear	1	
-6	67629-00	A	BAFFLE ASSEMBLY - Right side rear	1	
	67823-00	B	BAFFLE ASSEMBLY - Right side rear	1	
-7	67638-00	A	BAFFLE ASSEMBLY - Left rear	1	28-30005 to 28-30399 inclusive
	67638-05	A	BAFFLE ASSEMBLY - Left rear	1	28-30400 and up
	67825-00	B	BAFFLE ASSEMBLY - Left rear	1	
-8	62383-03	A	BAFFLE ASSEMBLY - Right rear	1	
	67824-00	B	BAFFLE ASSEMBLY - Right rear	1	
-9	99589-00	B	FAIRING ASSEMBLY - Left front baffle	1	28-7235001 and up
-10	67628-00	A	FAIRING ASSEMBLY - Right front baffle	1	
	67817-00	C	FAIRING ASSEMBLY - Right front baffle	1	
	99594-00	B	FAIRING ASSEMBLY - Right front baffle	1	28-7235001 and up
-11	400 002	W	BOLT - (AN4-5A)	1	
	407 585	W	WASHER - (AN960-416L)	1	
	404 836	W	NUT - (MS20364-428C)	1	
-12	63605-00		BRACKET - Rear baffle reinforcement	1	
-13	63900-14	A	BUSHING - Baffle tie rod	2	
-14	418 420	AW	SCREW - Cap (1/4-20 NC3 x 1/2)	11	
	418 420	BW	SCREW - Cap (1/4-20 NC3 x 1/2)	7	
	418 351	B	SCREW - Cap (1/4-20 NC3 x 1)	4	
	407 565	W	WASHER - (AN960-416)	11	
	407 136	W	WASHER - Lock (AN936-A416)	11	
-15	67769-04	A	CLOSURE ASSEMBLY - Winterization plate	1	
-16	14513-00	W	TIE ROD - Engine baffle	2	

A - Used on PA-28R-180 airplanes only.
 B - Used on PA-28R-200 airplanes only.
 C - Used on PA-28R-200 with serial numbers 28-30482, 28-35001 to 28-7135238 inclusive.
 W - These parts must be ordered from Service Spares Department, Piper Aircraft, Lock Haven, Penna.

When ordering, always specify Part Number, Description and Serial Number of Aircraft

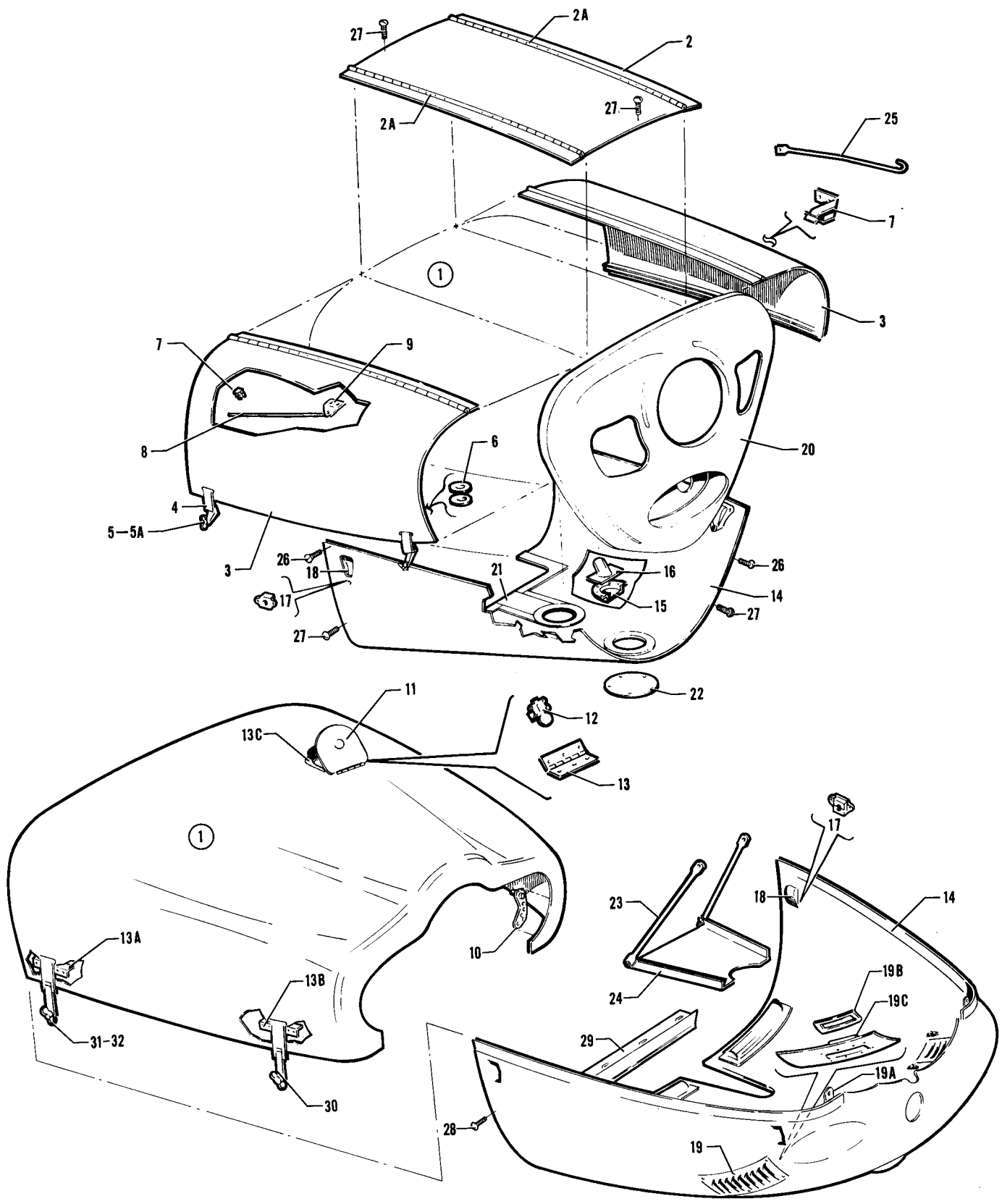


Figure 64. Engine Cowl Installation

Figure and Index Number	Part Number	Code	NOMENCLATURE	No. Req.	SERIAL NUMBERS AFFECTED
64-	63622	B	DRAWING - Power Plant Installation		28-1 to 28-507 inclusive
	63689	BC	DRAWING - Power Plant Installation		28-508 to 28-1760 inclusive
	62893	BC	DRAWING - Power Plant Installation		28-1761 to 28-4377 inclusive
	65851	C	DRAWING - Power Plant Installation		28-4378 and up
	63689	A	DRAWING - Power Plant Installation		28-20002 to 28-21095 inclusive
	65616	A	DRAWING - Power Plant Installation		28-21096 to 28-24999 inclusive
	66680	A	DRAWING - Power Plant Installation		28-25000 to 28-7125471 inclusive
	99516	A	DRAWING - Power Plant Installation		28-7125472 and up
-1	63603-00	B	COWL ASSEMBLY - Engine top, complete	1	28-1 to 28-1015 inclusive
	63603-19	B	COWL ASSEMBLY - Engine top, complete	1	28-1016 to 28-1410 inclusive
	63603-19	C	COWL ASSEMBLY - Engine top, complete	1	28-671 to 28-1410 inclusive
	63750-00	BC	COWL ASSEMBLY - Engine top, complete	1	28-1411 to 28-1760 inclusive
	63750-00	A	COWL ASSEMBLY - Engine top, complete	1	28-20002 to 28-22159 inclusive
	62922-03	BC	COWL ASSEMBLY - Engine top, less fasteners	1	28-1761 and up
	63750-06	A	COWL ASSEMBLY - Engine top, complete	1	28-22160 and up
-2	63603-08	BC	COWL ASSEMBLY - Engine top, center	1	28-1 to 28-1760 inclusive
	63603-08	A	COWL ASSEMBLY - Engine top, center	1	28-20002 and up
-2a	63603-07		HINGE ASSEMBLY - Engine cowl	2	
-3	63603-14	B	COWL ASSEMBLY - Engine side, left	1	28-1 to 28-1015 inclusive
	63603-18	B	COWL ASSEMBLY - Engine side, left	1	28-1016 to 28-1410 inclusive
	63603-18	C	COWL ASSEMBLY - Engine side, left	1	28-671 to 28-1410 inclusive
	63750-02	BC	COWL ASSEMBLY - Engine side, left	1	28-1411 to 28-1760 inclusive
	63750-02	A	COWL ASSEMBLY - Engine side, left	1	28-20002 to 28-22159 inclusive
	63750-07	A	COWL ASSEMBLY - Engine side, left	1	28-22160 and up
	63603-13	B	COWL ASSEMBLY - Engine side, right	1	28-1 to 28-1015 inclusive
	63603-13	B	COWL ASSEMBLY - Engine side, right	1	28-1016 to 28-1410 inclusive
	63603-17	C	COWL ASSEMBLY - Engine side, right	1	28-671 to 28-1410 inclusive
	63750-03	BC	COWL ASSEMBLY - Engine side, right	1	28-1411 to 28-1760 inclusive
	63750-03	A	COWL ASSEMBLY - Engine side, right	1	28-20002 to 28-22159 inclusive
	63750-08	A	COWL ASSEMBLY - Engine side, right	1	28-22160 and up
-4	12723-00	BCW	FASTENER - Engine cowl	2	28-1 to 28-1760 inclusive
	12723-00	A W	FASTENER - Engine cowl	2	28-20002 to 28-22159 inclusive
	66547-00	A	FASTENER ASSEMBLY - Engine cowl	2	28-22160 and up
-5	480 685	BCW	PIN - (#99836)	1	28-1 to 28-1760 inclusive
	480 685	AW	PIN - (#99836)	1	28-20002 to 28-22159 inclusive
	484 428	A	RETAINER - (#85-34-101-20)	1	28-22160 and up
-5a	487 562	BC	STUD - (#W98292-2-180)	1	28-1 to 28-1760 inclusive
	487 562	A	STUD - (#W98292-2-180)	1	28-20002 to 28-22159 inclusive
	487 718	A	STUD - (#5-W-180)	1	28-22160 and up
-6	407 124	BCW	WASHER - (AN960-10L)	4	28-1 to 28-1760 inclusive
	407 124	AW	WASHER - (AN960-10L)	4	28-20002 and up

A - Used on PA-28-140 airplanes only.
 B - Used on PA-28-150 and PA-28-160 airplanes only.
 C - Used on PA-28-180 airplanes only.
 W - These parts must be ordered from Service Spares Department, Piper Aircraft, Lock Haven, Penna.

When ordering, always specify Part Number, Description and Serial Number of Aircraft



Figure and Index Number	Part Number	Code	NOMENCLATURE	No. Req.	SERIAL NUMBERS AFFECTED	
64-7	12813-00	BCW	CATCH ASSEMBLY - Cowl rod	1	28-1 to 28-1410 inclusive	
	554 753	BC	CLIP - Cowl rod catch (#127002)	1	28-1411 to 28-1760 inclusive	
	554 753	A	CLIP - Cowl rod catch (#127002)	1	28-20002 and up	
-8	62179-00	BC	ROD ASSEMBLY - Cowl support	1	28-1411 to 28-1760 inclusive	
	62179-00	A	ROD ASSEMBLY - Cowl support	1	28-20002 and up	
-9	62180-00	BC	CLIP - Cowl rod support	1	28-1411 to 28-1760 inclusive	
	62180-00	A	CLIP - Cowl rod support	1	28-20002 and up	
-10	65148-00	BC	PLATE ASSEMBLY - Cowl pin, left	1	28-1761 and up	
	65148-01	BC	PLATE ASSEMBLY - Cowl pin, right	1	28-1761 and up	
-11	65291-04	BCE	DOOR ASSEMBLY - Oil filler	1	28-1761 and up	
	99096-00	BCF	DOOR ASSEMBLY - Oil filler	1	28-1761 and up	
-12	472 017	BCW	LATCH - Oil filler door (#KM610-32)	1	28-1761 and up	
-13	65291-03	BC	HINGE ASSEMBLY - Oil filler door	1	28-1761 and up	
-13a	65240-00	BC	ANGLE - Cowl fastener, rear, left	1	28-1761 and up	
	65240-01	BC	ANGLE - Cowl fastener, rear, right	1	28-1761 and up	
-13b	65241-00	BC	ANGLE - Cowl fastener, front	2	28-1761 and up	
-13c	68787-00	BCE	PLATE - Reinforcement, oil filler door	1	28-1761 and up	
	99094-00	BCF	PLATE - Reinforcement, oil filler door	1	28-1761 and up	
-14	63619-08	B	COWL ASSEMBLY - Engine bottom, complete	1	28-1 to 28-784 inclusive	
	63700-00	B	COWL ASSEMBLY - Engine bottom, complete	1	28-785 to 28-1520 inclusive	
	63700-00	C	COWL ASSEMBLY - Engine bottom, complete	1	28-671 to 28-1520 inclusive	
	62217-00	BC	COWL ASSEMBLY - Engine bottom, complete	1	28-1521 to 28-1760 inclusive	
	62217-00	A	COWL ASSEMBLY - Engine bottom, complete	1	28-20002 to 28-22159 inclusive	
	62988-00	BC	COWL ASSEMBLY - Engine bottom, complete	1	28-1761 to 28-3643 inclusive	
	62988-02	B	COWL ASSEMBLY - Engine bottom, complete	1	28-3644 and up	
	62988-02	C	COWL ASSEMBLY - Engine bottom, complete	1	28-3644 to 28-5149 inclusive	
	62988-03	C	COWL ASSEMBLY - Engine bottom, complete	1	28-5150 to 28-7205091 inclusive	
	62988-04	C	COWL ASSEMBLY - Engine bottom, complete	1	28-7205092 and up	
	62217-03	A	COWL ASSEMBLY - Engine bottom, complete	1	28-22160 and up	
	-15	66609-00	BCD	SCOOP - Bottom cowl	1	28-1521 to 28-1760 inclusive
		66609-00	A	SCOOP - Bottom cowl	1	28-20002 and up
-16	62216-00	BCD	TUBE ASSEMBLY - Bottom cowl	1	28-1521 to 28-1760 inclusive	
	62216-00	A	TUBE ASSEMBLY - Bottom cowl	1	28-20002 and up	
-17	484 341	AW	RECEPTACLE - (#99947-P130)	4	28-20002 to 28-23932 inclusive	
	484 341	BCW	RECEPTACLE - (#99947-P130)	4	28-1 to 28-5877 inclusive	
	484 291	A	RECEPTACLE - (#5-295)	4	28-23933 and up	
	484 291	BC	RECEPTACLE - (#5-295)	4	28-5878 and up	

- A - Used on PA-28-140 airplanes only.
- B - Used on PA-28-150 and PA-28-160 airplanes only.
- C - Used on PA-28-180 airplanes only.
- D - Used on PA-28-150, PA-28-160 and PA-28-180 with serial numbers 28-1 to 28-1520 inclusive if Fuel Cooling Kit 756 807, 756 808 or 756 809 has been installed.
- E - Used if existing oil filler door dimensions are 5 inches wide by 4 3/4 inches long.
- F - Used if existing oil filler door dimensions are 5 3/4 inches wide by 5 inches long.
- W - These parts must be ordered from Service Spares Department, Piper Aircraft, Lock Haven, Penna.

When ordering, always specify Part Number, Description and Serial Number of Aircraft



Figure and Index Number	Part Number	Code	NOMENCLATURE	No. Req.	SERIAL NUMBERS AFFECTED
64-18	65889-00		CUP - Cowl fastener	4	
-19	65151-00	AB	LOUVER - Bottom cowl	2	28-1761 and up
-19a	65334-00	AB	PLATE - Bottom cowl	2	28-1761 and up
-19b	63085-00	AB	RETAINER - Air filter seal	1	28-1761 and up
-19c	63086-00	AB	SEAL - Air filter	1	28-1761 and up
-20	63639-00	B	COWL ASSEMBLY - Nose	1	28-1 to 28-1015 inclusive
	63679-00	B	COWL ASSEMBLY - Nose	1	28-1016 to 28-1760 inclusive
	63679-00	A	COWL ASSEMBLY - Nose	1	28-671 to 28-1760 inclusive
	63679-00	C	COWL ASSEMBLY - Nose	1	28-20002 to 28-7125471 inclusive
	99515-00	C	COWL ASSEMBLY - Nose	1	28-7125472 and up
-21	63618-00	B	PLATE - Bottom cowl	1	28-1 to 28-507 inclusive
-22	63263-00	BD	COVER - Bottom cowl	1	28-1 to 28-724 inclusive
-23	62945-00	B	ROD - Cowl closure	2	28-1761 and up
	62945-00	A	ROD - Cowl closure	2	28-1761 to 28-5149 inclusive
-24	62946-00	B	PLATE ASSEMBLY - Cowl closure	1	28-1761 and up
	62946-00	A	PLATE ASSEMBLY - Cowl closure	1	28-1761 to 28-5149 inclusive
-25	12809-00	BW	ROD - Cowl support	2	28-1 to 28-147 inclusive
	63690-00	A B	ROD - Cowl support	2	28-148 to 28-1410 inclusive
-26	416 633	W	SCREW - (MS24693-S273)	4	
-27	411 533	W	SCREW - (MS35207-264)	31	
-28	411 533	W	SCREW - (MS35207-264)	10	
	407 584	W	WASHER - (AN960-10L)	10	
-29	65455-00	A	CHANNEL - Cowl	1	28-5150 and up
-30	65202-00	AB	FASTENER ASSEMBLY - Top cowl	4	28-1761 to 28-3643 inclusive
	65202-05	AB	FASTENER ASSEMBLY - Top cowl	4	28-3644 and up
-31	480 685	AB	PIN - (#99836)	1	28-1761 to 28-3643 inclusive
	484 428	AB	RETAINER - (#85-34-101-20)	1	28-3644 and up
-32	487 673	AB	STUD - (#W98292-2-250)	1	28-1761 to 28-3643 inclusive
	487 719	AB	STUD - (#5-W-260)	1	28-3644 and up

A - Used on PA-28-180 airplanes only.
B - Used on PA-28-150 and PA-28-160 airplanes only.
C - Used on PA-28-140 airplanes only.
D - Used when rotating beacon is not installed.
W - These parts must be ordered from Service Spares Department, Piper Aircraft, Lock Haven, Penna.

When ordering, always specify Part Number, Description and Serial Number of Aircraft

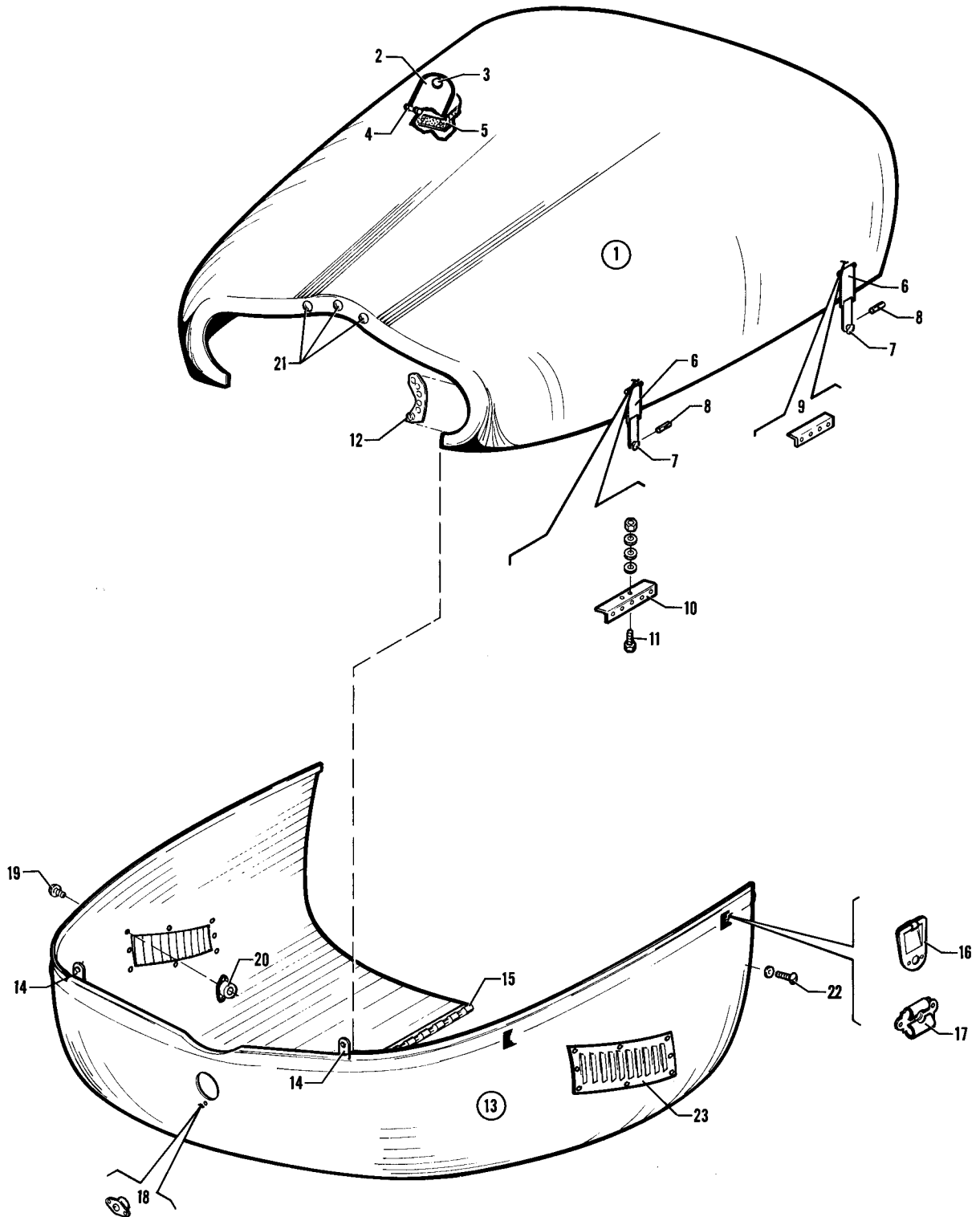


Figure 65. Engine Cowl Installation



Figure and Index Number	Part Number	Code	NOMENCLATURE	No. Req.	SERIAL NUMBERS AFFECTED
65-	67349		DRAWING - Cowl Assembly (Complete)		
-1	67350-00		COWL ASSEMBLY - Top	1	
-2	65291-04	C	DOOR ASSEMBLY - Oil filler	1	
	99096-00	D	DOOR ASSEMBLY - Oil filler	1	
-3	472 017	W	LATCH - Oil filler door (#KM610-32)	1	
-4	65291-03		HINGE ASSEMBLY - Oil filler door	1	
-5	68787-00	C	PLATE - Reinforcement, oil filler door	1	
	99094-00	D	PLATE - Reinforcement, oil filler door	1	
-6	65202-05		FASTENER ASSEMBLY - Cowl	4	
-7	487 719		STUD - (#5-W-260)	1	
-8	484 428		RETAINER - (#85-34-101-20)	1	
-9	65240-00		ANGLE - Cowl fastener, rear, left	1	
	65240-01		ANGLE - Cowl fastener, rear, right	1	
-10	65241-00		ANGLE - Cowl fastener, front	2	
-11	400 438	W	BOLT - (AN3-4A)	8	
	407 564	W	WASHER - (AN960-10)	24	
	404 887	W	NUT - (MS20365-1032C)	8	
-12	65148-00		PLATE ASSEMBLY - Cowl pin, left	1	
	65148-01		PLATE ASSEMBLY - Cowl pin, right	1	
-13	67351-14	A	COWL ASSEMBLY - Bottom	1	
	67846-00	E	COWL ASSEMBLY - Bottom	1	
	67846-10	B	COWL ASSEMBLY - Bottom	1	28-7235001 and up
-14	65334-00		PLATE - Bottom cowl	2	
-15	67355-00		HINGE HALF - Bottom cowl, left	1	
	67355-01		HINGE HALF - Bottom cowl, right	1	
-16	65889-00		CUP ASSEMBLY - Cowl fastener	4	
-17	484 291		RECEPTACLE - (#5-295)	4	
-18	406 646		NUT - Anchor (NAS1068A06L)	1	
-19	414 763	AW	SCREW - (AN507-832R8)	16	
	414 763	BW	SCREW - (AN507-832R8)	8	
-20	406 834	AW	NUT - Anchor (NAS686A08)	16	
	406 834	BW	NUT - Anchor (NAS686A08)	8	
-21	581 025		PLUG - (#4-621 x 5/16)	3	
-22	416 996	W	SCREW - (AN526-1032R10)	10	
	407 584	W	WASHER - (AN960-10L)	10	
-23	65151-00	A	LOUVER - Bottom cowl	2	
	65151-00	B	LOUVER - Bottom cowl	1	

A - Used on PA-28R-180 airplanes only.
 B - Used on PA-28R-200 airplanes only.
 C - Used if existing oil filler door dimensions are 5 inches wide by 4 3/4 inches long.
 D - Used if existing oil filler door dimensions are 5 3/4 inches wide by 5 inches long.
 E - Used on PA-28R-200 with serial numbers 28-30482, 28-35001 to 28-7135238 inclusive.
 W - These parts must be ordered from Service Spares Department, Piper Aircraft, Lock Haven, Penna.

When ordering, always specify Part Number, Description and Serial Number of Aircraft

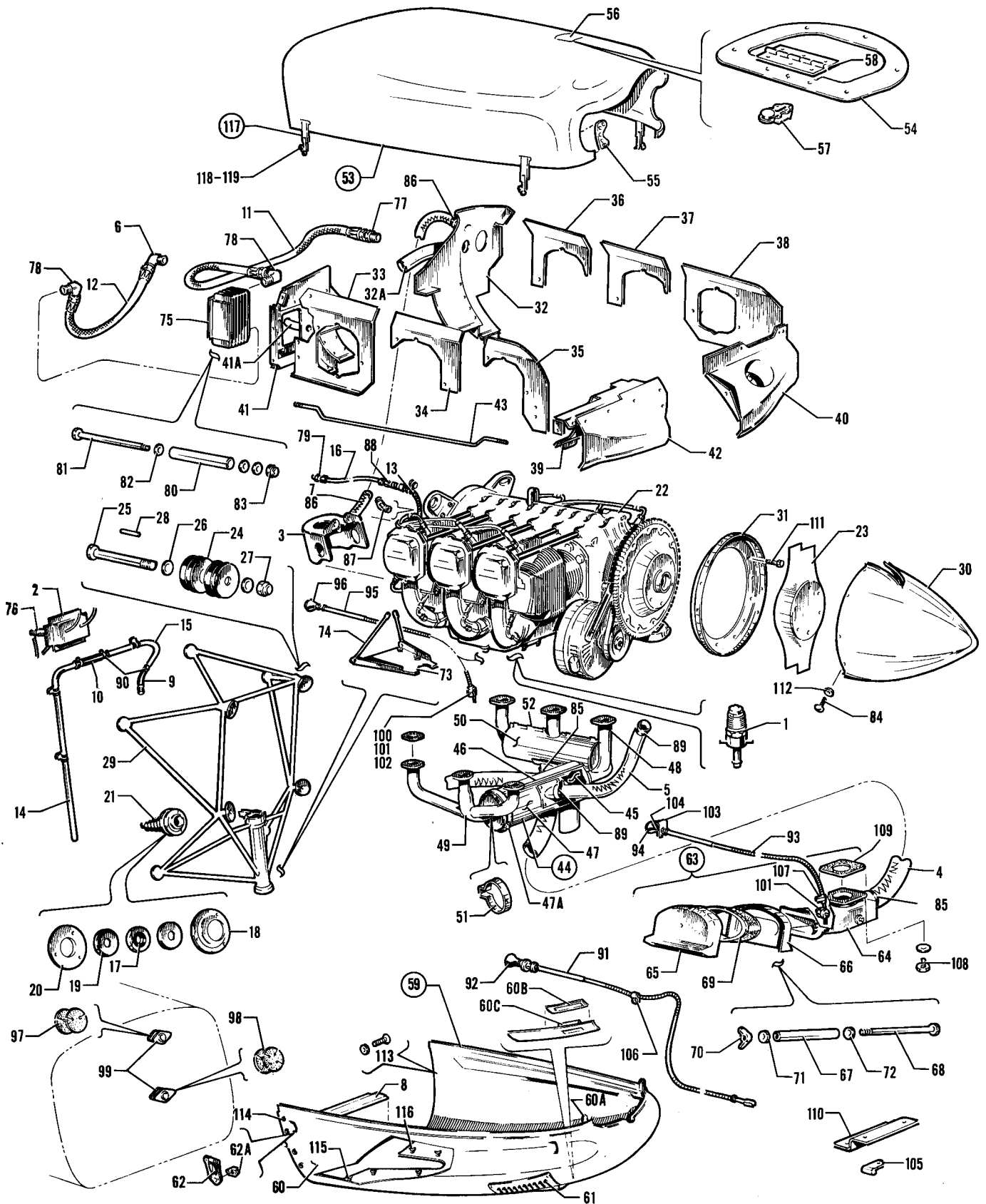


Figure 66. Power Plant Installation



Figure and Index Number	Part Number	Code	NOMENCLATURE	No. Req.	SERIAL NUMBERS AFFECTED
66-	65065 65085 65495 69261 65215 65048	D	DRAWING - Power Plant Installation DRAWING - Power Plant Installation DRAWING - Power Plant Installation DRAWING - Power Plant Installation DRAWING - Engine Controls Installation DRAWING - Baffle Installation		28-10003 to 28-10486 inclusive 28-10487 to 28-10719 inclusive 28-10720 to 28-11039 inclusive 28-11040 and up 28-10003 to 28-11039 inclusive
-1	65824-00		VALVE ASSEMBLY - Oil drain	1	
-2	65261-00		BOX ASSEMBLY - Magneto filter	1	28-10003 to 28-10719 inclusive
-3	23107-00	CEW	BAFFLE ASSEMBLY - Fuel pump	1	
	63425-00	B	BAFFLE ASSEMBLY - Fuel pump	1	
-4	63633-17		HOSE - Air filter to muffler shroud	1	
-5	63633-18		HOSE - Muffler to left front baffle	1	28-10003 to 28-10062 inclusive
	63633-24		HOSE - Muffler to left front baffle	1	28-10063 and up
-6	458 898	W	ELBOW - (AN822-8D)	1	28-10003 to 28-10230 inclusive
	458 886	W	ELBOW - (AN823-8D)	1	28-10720 and up
-7	63633-20		HOSE - Fuel pump blast	1	
-8	65455-00		CHANNEL - Cowl	1	28-10487 and up
-9	63913-29		HOSE - Engine breather	1	28-10003 to 28-10279 inclusive
	63913-46		HOSE - Engine breather	1	28-10280 and up
-10	63913-30		HOSE - Engine breather	1	
-11	63901-26		HOSE ASSEMBLY - Oil radiator inlet to engine	1	
-12	61413-03	W	HOSE ASSEMBLY - Oil radiator outlet to engine	1	28-10003 to 28-10230 inclusive
	63901-16		HOSE ASSEMBLY - Oil radiator outlet to engine	1	28-10231 and up
-13	71061-00	W	HOSE ASSEMBLY - Oil pressure gauge	1	28-10003 to 28-10666 inclusive
	63901-27		HOSE ASSEMBLY - Oil pressure gauge	1	28-10667 and up
-14	65221-00		TUBE - Engine breather	1	
-15	65376-00		TUBE - Engine breather	1	
-16	65225-00		TUBE ASSEMBLY - Oil pressure	1	28-10003 to 28-10486 inclusive
	65465-00		TUBE ASSEMBLY - Oil pressure	1	28-10487 to 28-10666 inclusive
	65472-00		TUBE ASSEMBLY - Oil pressure	1	28-10667 to 28-11039 inclusive
	67700-40		TUBE ASSEMBLY - Oil pressure	1	28-11040 to 28-11380 inclusive
	67700-54		TUBE ASSEMBLY - Oil pressure	1	28-11381 and up
-17	63656-00		PACKING - Ring	2	
-18	63910-00		HOUSING - Seal ring container	2	
-19	63911-00		HOUSING - Seal ring	4	
-20	63912-00		PLATE - Trim	2	
-21	453 158	W	BOOT - (#F-2131)	2	
-22		A	ENGINE - Lycoming O-540-B2B5	1	28-10003 to 28-10152 inclusive
		A	ENGINE - Lycoming O-540-B1B5	1	28-10153 to 28-10165 inclusive
		A	ENGINE - Lycoming O-540-B4B5	1	28-10166 and up
			A - Secure from Lycoming, Division-Avco Corporation, Williamsport, Penna.		
			B - Used on airplanes with serial numbers 28-10487 to 28-10490 and up.		
			C - If Fuel Pump AC #6440174 has been installed, order Part No. 63425-00.		
			D - See Figure 57B for Engine Controls Installation for serial numbers 28-11040 and up.		
			E - Used on airplanes with serial numbers 28-10003 to 28-10486 inclusive, and 28-10488 to 28-10489 incl.		
			W - These parts <u>must</u> be ordered from Service Spares Department, Piper Aircraft, Lock Haven, Penna.		

When ordering, always specify Part Number, Description and Serial Number of Aircraft



Figure and Index Number	Part Number	Code	NOMENCLATURE	No. Req.	SERIAL NUMBERS AFFECTED
66-23	450 964	A	PROPELLER - McCauley (#1P235PFA80-69)	1	
-24	475 114	B	MOUNTING KIT - Engine (#J-7402-20)	4	28-10003 to 28-10719 inclusive
	475 111		MOUNTING KIT - Engine (#J-3804-27)	4	28-10720 and up
-25	401 520		BOLT - Engine to mount (AN7-26A)	4	
-26	407 568	W	WASHER - Engine to mount (AN960-716)	8	
-27	404 891	W	NUT - Engine to mount (MS20365-720C)	4	
-28	480 727		ROLL PIN - Engine to mount (#52-028-125-1000)	4	
-29	65000-00		MOUNT ASSEMBLY - Engine and nose gear strut	1	
-30	65209-00	A	SPINNER - Propeller	1	28-10003 to 28-10660 inclusive
	63760-03	A	SPINNER - Propeller	1	28-10661 and up
-31	65208-00	A	BULKHEAD ASSEMBLY - Spinner	1	28-10003 to 28-10660 inclusive
	65208-03	A	BULKHEAD ASSEMBLY - Spinner	1	28-10661 and up
-32	65030-00		BAFFLE ASSEMBLY - Left rear	1	
-32a	65031-00		TUBE - Blast	1	
-33	65097-00		BAFFLE - Right side rear	1	
-34	65098-00		BAFFLE - Right side center	1	
-35	65099-00		BAFFLE - Right side front	1	
-36	65100-00		BAFFLE - Left side rear	1	
-37	65101-00		BAFFLE - Left side center	1	
-38	65102-00		BAFFLE - Left side front	1	
-39	65137-00		BAFFLE ASSEMBLY - Right front	1	
-40	65185-00	C	BAFFLE ASSEMBLY - Left front	1	
	68759-00	D	BAFFLE ASSEMBLY - Left front	1	
-41	65169-00		BAFFLE ASSEMBLY - Right rear	1	
-41a	65044-00		TUBE - Blast	1	
-42	65139-00		FAIRING - Right front baffle	1	
-43	65103-02		ROD - Baffle tie	2	
-44	65046-00		MUFFLER ASSEMBLY - Complete	1	28-10003 to 28-10062 inclusive
	65420-00		MUFFLER ASSEMBLY - Complete	1	28-10063 to 28-10985 inclusive
	65811-00		MUFFLER ASSEMBLY - Complete	1	28-10986 and up
-45	65012-00		MUFFLER ASSEMBLY	1	28-10003 to 28-10062 inclusive
	65419-00		MUFFLER ASSEMBLY	1	28-10063 to 28-10985 inclusive
	65813-00		MUFFLER ASSEMBLY	1	28-10986 and up
-46	65052-00		CLIP ASSEMBLY - Muffler shroud	1	28-10003 to 28-10062 inclusive
	65052-02		CLIP ASSEMBLY - Muffler shroud	1	28-10063 to 28-10985 inclusive
-47	65057-00		SHROUD ASSEMBLY - Muffler	1	28-10003 to 28-10062 inclusive
	65418-00		SHROUD ASSEMBLY - Muffler	1	28-10063 to 28-10985 inclusive
	65810-00		SHROUD ASSEMBLY - Muffler	1	28-10986 and up
-47a	554 848	W	CLAMP - Muffler shroud (#GS96SS)	2	28-10986 and up

A - If constant speed propeller is installed, see Figure 67 or 67A.
 B - If less than four mounts are being replaced, ascertain number which is stamped on rubber part of mount and order either 475 114 (#J-7402-20) or 475 111 (#J-3804-27). If four mounts are being replaced, order 475 111 (#J-3804-27).
 C - Used on airplanes with serial numbers 28-10003 to 28-11234, 28-11236 to 28-11246, 28-11248 to 28-11253 inclusive.
 D - Used on airplanes with serial numbers 28-11235, 28-11247, 28-11254 and up.
 W - These parts must be ordered from Service Spares Department, Piper Aircraft, Lock Haven, Penna.

When ordering, always specify Part Number, Description and Serial Number of Aircraft



Figure and Index Number	Part Number	Code	NOMENCLATURE	No. Req.	SERIAL NUMBERS AFFECTED
66-48	65038-00		STACK ASSEMBLY - Left exhaust	1	
-49	65039-00		STACK ASSEMBLY - Right exhaust	1	
-50	65041-00		SHROUD ASSEMBLY - Carburetor heat	1	
-51	14235-08	W	CLAMP - Muffler attachment	1	28-10003 to 28-10486 inclusive
	65442-00		CLAMP - Muffler attachment	1	28-10487 and up
-52	63670-00	W	CLIP - Shroud	6	
-53	65069-03		COWL ASSEMBLY - Top, less fasteners	1	
-54	68787-00	C	PLATE - Reinforcement, oil filler door	1	
	99094-00	D	PLATE - Reinforcement, oil filler door	1	
-55	65148-00		PLATE ASSEMBLY - Cowl pin, left	1	
	65148-01		PLATE ASSEMBLY - Cowl pin, right	1	
-56	65291-00	C	DOOR ASSEMBLY - Oil filler	1	
	99096-00	D	DOOR ASSEMBLY - Oil filler	1	
-57	472 017	W	LATCH - Oil filler door (#KM610-32)	1	
-58	65291-03		HINGE ASSEMBLY - Oil filler door	1	
-59	65070-00	A	COWL ASSEMBLY - Bottom (complete)	1	
	65070-02	B	COWL ASSEMBLY - Bottom (complete)	1	
	65070-03		COWL ASSEMBLY - Bottom (complete)	1	28-10487 to 28-10560 inclusive
	65070-04		COWL ASSEMBLY - Bottom (complete)	1	28-10561 to 28-10755 inclusive
	65070-06		COWL ASSEMBLY - Bottom (complete)	1	28-10756 and up
-60	65068-00	A	COWL ASSEMBLY - Bottom	1	
	65068-25	B	COWL ASSEMBLY - Bottom	1	
	65086-00		COWL ASSEMBLY - Bottom	1	28-10487 to 28-10560 inclusive
	65086-02		COWL ASSEMBLY - Bottom	1	28-10561 and up
-60a	65334-00		PLATE - Bottom cowl	2	
-60b	63085-00		RETAINER - Air filter seal	1	28-10561 and up
-60c	63086-00		SEAL - Air filter	1	28-10561 and up
-61	65151-00		LOUVER - Bottom cowl	2	
-62	65889-00		CUP ASSEMBLY - Cowl fastener	4	
-62a	484 341	W	RECEPTACLE - (#99947-P130)	4	28-10003 to 28-10755 inclusive
	484 291		RECEPTACLE - (#5-295)	4	28-10756 and up
-63	65230-00		FILTER ASSEMBLY - Carburetor air	1	28-10003 to 28-10560 inclusive
-64	65142-00		AIR BOX ASSEMBLY - Carburetor (less filter housing)	1	28-10003 to 28-10560 inclusive
	65402-00		AIR BOX ASSEMBLY - Carburetor (less filter housing)	1	28-10561 and up
-64a	65142-07		VALVE ASSEMBLY - Air box	1	
-64b	65142-08		SHAFT ASSEMBLY - Air box	1	
-64c	434 129	W	GROMMET - (AN931-5-9)	2	
-64d	415 146	W	SCREW - (AN526-632R7)	3	
-65	65262-00		COVER ASSEMBLY - Filter	1	28-10003 to 28-10560 inclusive
	65403-00		COVER ASSEMBLY - Filter	1	28-10561 and up
-66	65263-00		HOUSING ASSEMBLY - Filter	1	28-10003 to 28-10560 inclusive
-67	65003-05		BUSHING	1	28-10003 to 28-10560 inclusive
-68	65235-00		BOLT	1	28-10003 to 28-10560 inclusive
	416 999	W	SCREW - (AN526-1032R16)	2	28-10561 and up

A - Used on airplanes with serial numbers 28-10003, 28-10004, 28-10018, 28-10020 and 28-10021.
 B - Used on airplanes with serial numbers 28-10005 to 28-10017, 28-10019 and 28-10022 to 28-10486 incl.
 C - Used if existing oil filler door dimensions are 5 inches wide by 4 3/4 inches long.
 D - Used if existing oil filler door dimensions are 5 3/4 inches wide by 5 inches long.
 W - These parts must be ordered from Service Spares Department, Piper Aircraft, Lock Haven, Penna.

When ordering, always specify Part Number, Description and Serial Number of Aircraft



Figure and Index Number	Part Number	Code	NOMENCLATURE	No. Req.	SERIAL NUMBERS AFFECTED
66-69	460 632	W	AIR FILTER - (#CA-161PL)	1	
-70	477 668		NUT - Wing (#WC-02)	2	
-71	404 224	W	NUT - (AN315-3R)	2	
-72	407 564	W	WASHER - (AN960-10)	1	28-10003 to 28-10560 inclusive
	407 135		WASHER - (AN935-A10)	2	28-10561 and up
-73	65259-00		PLATE ASSEMBLY - Cowl closure	1	28-10003 to 28-10486 inclusive
-74	65260-00		ROD - Cowl closure	2	28-10003 to 28-10486 inclusive
-75	18622-00	W	OIL RADIATOR	1	
-76	460 634	W	FILTER - Radio interference (NFIF247)	2	28-10003 to 28-10719 inclusive
-77	476 664	W	NIPPLE - (AN816-8D)	1	
-78	458 898	CW	ELBOW - (AN822-8D)	2	
	558 908	B	ELBOW - (RA2000C-8)	2	
-79	484 349		REDUCER - (AN919-1D)	1	
-80	86062-94	W	BUSHING - Oil radiator	4	
-81	400 463	W	BOLT - (AN3-40A)	4	28-10003 to 28-10152 inclusive
	400 464		BOLT - (AN3-41A)	4	28-10153 and up
-82	407 564	W	WASHER - (AN960-10) Bottom bolt	8	
	407 584	W	WASHER - (AN960-10L) Top bolt	8	
-83	404 887	W	NUT - (MS20365-1032C)	4	
-84	416 996	W	SCREW - Spinner (AN526-1032R10)	10	28-10003 to 28-10660 inclusive
	400 438	W	BOLT - Spinner (AN3-4A)	12	28-10661 and up
-85	554 883		CLAMP - Air duct (#H4-1160)	2	28-10003 to 28-10486 inclusive
	99289-00		CLAMP - Air duct	2	28-10487 and up
-86	454 837		CLAMP - (#H-78000)	2	
-87	68778-00		ELBOW - Oil pressure hose	1	28-10667 and up
-88	491 055	W	UNION - (AN815-4)	1	28-10667 and up
-89	454 993		CLAMP - (#H-3-1160)	2	
-90	454 981	W	CLAMP - (#S-1-5160)	4	
-91	12693-04	AW	CABLE ASSEMBLY - Throttle	1	28-10003 to 28-11039 inclusive
-92	471 049	AW	KNOB - Throttle cable (#95 black)	1	28-10003 to 28-11039 inclusive
-93	63902-03		CABLE ASSEMBLY - Carburetor heat control	1	28-10003 to 28-10675 inclusive
	63902-16	A	CABLE ASSEMBLY - Carburetor heat control	1	28-10676 to 28-11039 inclusive
-94	471 084		KNOB - Heat control (#233 black)	1	28-10003 to 28-10675 inclusive
	65617-00	A	KNOB - Heat control	1	28-10676 to 28-11039 inclusive
-95	63902-08		CABLE ASSEMBLY - Mixture control	1	28-10003 to 28-10675 inclusive
	63902-17	A	CABLE ASSEMBLY - Mixture control	1	28-10676 to 28-11039 inclusive
-96	471 084		KNOB - Mixture control (#233 black)	1	28-10003 to 28-10675 inclusive
	65618-00	A	KNOB - Mixture control	1	28-10676 to 28-11039 inclusive
-97	63915-03	A	DISC - Firewall seal	2	28-10003 to 28-11039 inclusive
-98	63915-04	A	DISC - Firewall seal	2	28-10003 to 28-11039 inclusive
-99	18321-00	AW	PLATE - Firewall	4	28-10003 to 28-11039 inclusive
-100	70371-02	AW	FITTING - Swivel	1	28-10003 to 28-11039 inclusive
-101	70371-03	AW	STUD	2	28-10003 to 28-11039 inclusive
-102	91193-00	AW	FITTING	1	28-10003 to 28-11039 inclusive

A - See Figure 57B for Engine Controls Installation for serial numbers 28-11040 and up.
 B - Used when Stewart-Warner oil radiator #8406-F is installed.
 C - Used when Stewart-Warner oil radiator #8406-A or Harrison oil radiator is installed.
 W - These parts must be ordered from Service Spares Department, Piper Aircraft, Lock Haven, Penna.

When ordering, always specify Part Number, Description and Serial Number of Aircraft



Figure and Index Number	Part Number	Code	NOMENCLATURE	No. Req.	SERIAL NUMBERS AFFECTED
66-103	62978-00	A	CLIP - Carburetor heat control cable	1	28-10003 to 28-11039 inclusive
-104	62833-07	A	WASHER - Carburetor heat control cable	1	28-10003 to 28-11039 inclusive
-105	63916-02	A	CLAMP	1	28-10003 to 28-11039 inclusive
-106	554 860	A	CLAMP - Throttle control cable (#RA-4400-1)	2	28-10003 to 28-11039 inclusive
-107	554 890	A	CLAMP - Carburetor heat control cable (MS122901)	1	28-10003 to 28-11039 inclusive
-108	401 918	W	BOLT - Air box attaching (AN74A-3)	4	
	407 136	W	WASHER - Air box attaching (AN936-A416)	4	
-109	63684-04		GASKET - Carburetor air box	1	
-110	65210-00	A	BRACKET - Engine controls	1	28-10003 to 28-11039 inclusive
-111	401 310	W	BOLT - Spinner bulkhead (AN4-10A)	12	
	407 585	W	WASHER - Spinner bulkhead (AN960-416L)	12	
	404 888	W	NUT - Spinner bulkhead (MS20365-428C)	12	
-112	85012-47	W	WASHER - Spinner	10	28-10003 to 28-10660 inclusive
-113	416 996	BW	SCREW - (AN526-1032R10)	10	
	407 584	BW	WASHER - (AN960-10L)	10	
-114	487 587	DW	STUD - (#2600-5)	8	
	494 057	DW	WASHER - (#2600-SW2)	8	
-115	487 598	DW	STUD - (#2600-7)	2	
	494 057	DW	WASHER - (#2600-SW2)	2	
-116	487 585	W	STUD - (#2600-3)	4	28-10003 to 28-10486 inclusive
	494 057	CW	WASHER - (#2600-SW2)	4	
-117	65202-00		FASTENER ASSEMBLY - Top cowl	4	28-10003 to 28-10755 inclusive
	65202-05		FASTENER ASSEMBLY - Top cowl	4	28-10756 and up
-118	480 685		PIN - (#99836)	1	28-10003 to 28-10755 inclusive
	484 428		RETAINER - (#85-34-101-20)	1	28-10756 and up
-119	487 673		STUD - (#W98292-2-250)	1	28-10003 to 28-10755 inclusive
	487 719		STUD - (#5-W-260)	1	28-10756 and up

A - See Figure 57B for Engine Controls Installation for serial numbers 28-11040 and up.
 B - Used on airplanes with serial numbers 28-10487 and up.
 C - Used on airplanes with serial numbers 28-10005 to 28-10017 inclusive, 28-10019 and 28-10022 to 28-10486 inclusive.
 D - Used on airplanes with serial numbers 28-10003, 28-10004, 28-10018, 28-10020 and 28-10021.
 W - These parts must be ordered from Service Spares Department, Piper Aircraft, Lock Haven, Penna.

When ordering, always specify Part Number, Description and Serial Number of Aircraft

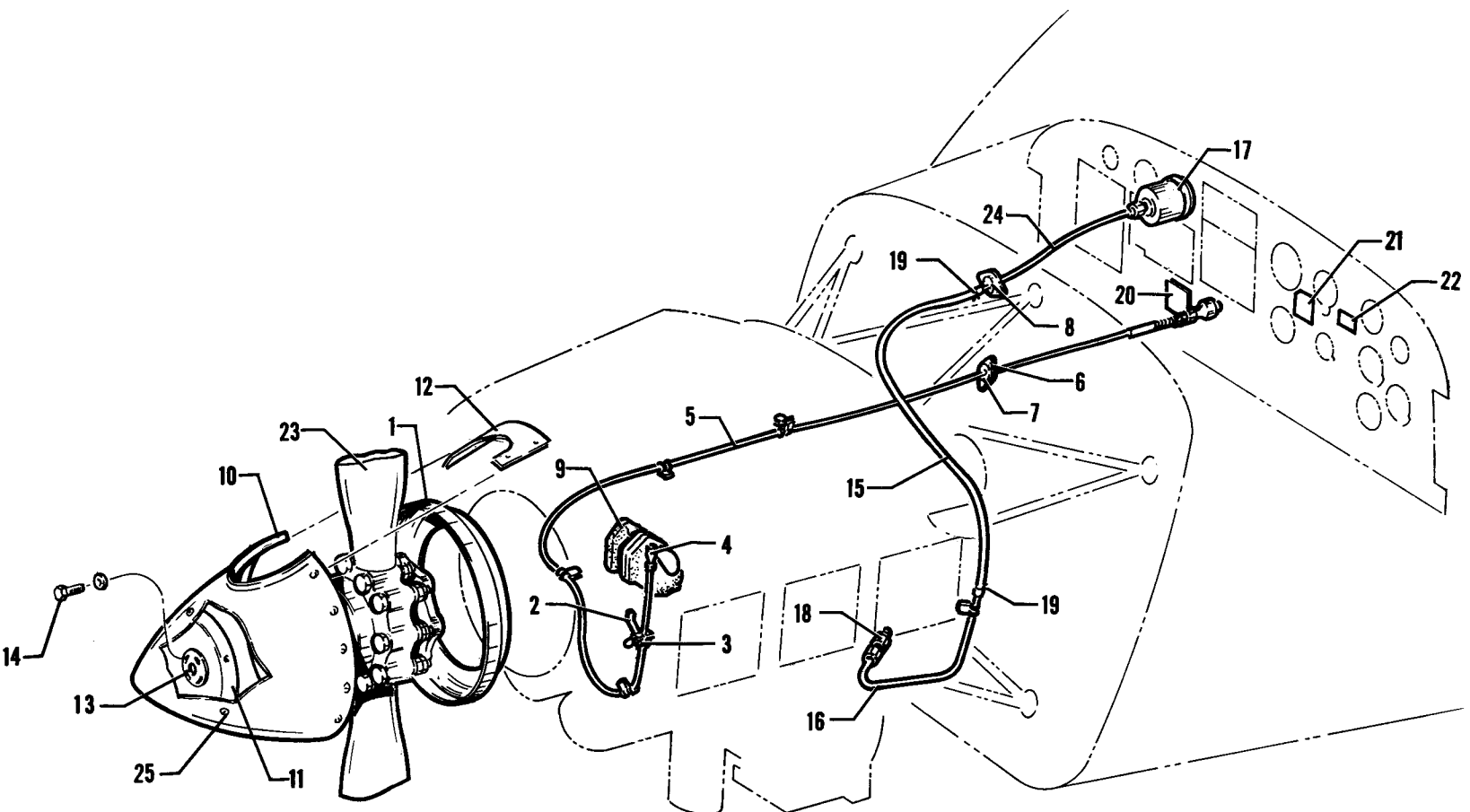


Figure 67. Constant Speed Propeller Installation
(PA-28-235 - Serial Nos. 28-10166 to 28-11039 Inclusive)



Figure and Index Number	Part Number	Code	NOMENCLATURE	No. Req.	SERIAL NUMBERS AFFECTED
67-	65436 65215 65437 65446		DRAWING - Constant Speed Propeller Installation DRAWING - Engine Controls Installation DRAWING - Instruments Installation DRAWING - Instruments Installation		28-10166 to 28-10486 inclusive 28-10487 to 28-11039 inclusive
-1	16444-00 67791-00	W A	BULKHEAD ASSEMBLY - Spinner BULKHEAD ASSEMBLY - Spinner	1 1	28-10166 to 28-10660 inclusive 28-10661 to 28-11039 inclusive
-2	69546-00		BRACKET ASSEMBLY - Control cable	1	
-3	18219-02	W	CLAMP	1	
-4	31747-00	W	JOINT - Ball	1	
-5	22633-02 65451-02	W W	CABLE ASSEMBLY - Governor control CABLE ASSEMBLY - Governor control	1 1	28-10166 to 28-10486 inclusive 28-10487 to 28-11039 inclusive
-6	18321-00	W	PLATE - Firewall disc	2	
-7	63915-09		DISC - Firewall seal	2	
-8	63915-10		DISC - Firewall seal	2	
-9	66634-02		GOVERNOR - (Hartzell #F-4-3A)	1	
-10	65435-00 67790-00		SPINNER - Propeller (complete) SPINNER SHELL - Propeller	1 1	28-10166 to 28-10660 inclusive 28-10661 to 28-11039 inclusive
-11	67793-00	A	BULKHEAD ASSEMBLY - Spinner, forward	1	28-10661 to 28-11039 inclusive
-12	67794-00	A	CUFF - Spinner	2	28-10661 to 28-11039 inclusive
-13	99499-00	A	PLATE - Spinner	1	28-10661 to 28-11039 inclusive
-14	401 301 407 565	A AW	BOLT - (AN4H3A) WASHER - (AN960-416)	4 8	28-10661 to 28-11039 inclusive 28-10661 to 28-11039 inclusive
-15	63913-48		HOSE - Flexible, manifold pressure gauge	1	
-16	65438-00		TUBE ASSEMBLY - Manifold pressure gauge	1	
-17	751 118	W	GAUGE - Manifold pressure	1	
-18	460 685	W	CONNECTOR - (W/H 200 x 4)	1	
-19	454 983	W	CLAMP - (SAE #8)	2	
-20	11199-08	W	PLATE - Cover	1	
-21	62346-00 69061-00		PLACARD - Take-off check list (2" x 2 3/16") PLACARD - Take-off check list (1 1/4" x 4")	1 1	
-22	62347-00 69164-02		PLACARD - Landing check list PLACARD - Landing check list	1 1	28-10166 to 28-10719 inclusive 28-10720 to 28-11039 inclusive
-23	450 977	B	PROPELLER - (Hartzell #HC-C2YK-1/8468A-4)	1	
-24	65152-10 65466-00		TUBE ASSEMBLY - Manifold pressure gauge TUBE ASSEMBLY - Manifold pressure gauge	1 1	28-10166 to 28-10486 inclusive 28-10487 to 28-11039 inclusive
-25	417 694 494 227	AW A	SCREW - (AN526C1032R8) WASHER - Fiber #6515	28 28	28-10661 to 28-11039 inclusive 28-10661 to 28-11039 inclusive

A - If existing spinner is constructed of fiberglass, order Spinner Replacement Kit 760 452.
B - See Figure 67B for component parts.
W - These parts must be ordered from Service Spares Department, Piper Aircraft, Lock Haven, Penna.

When ordering, always specify Part Number, Description and Serial Number of Aircraft

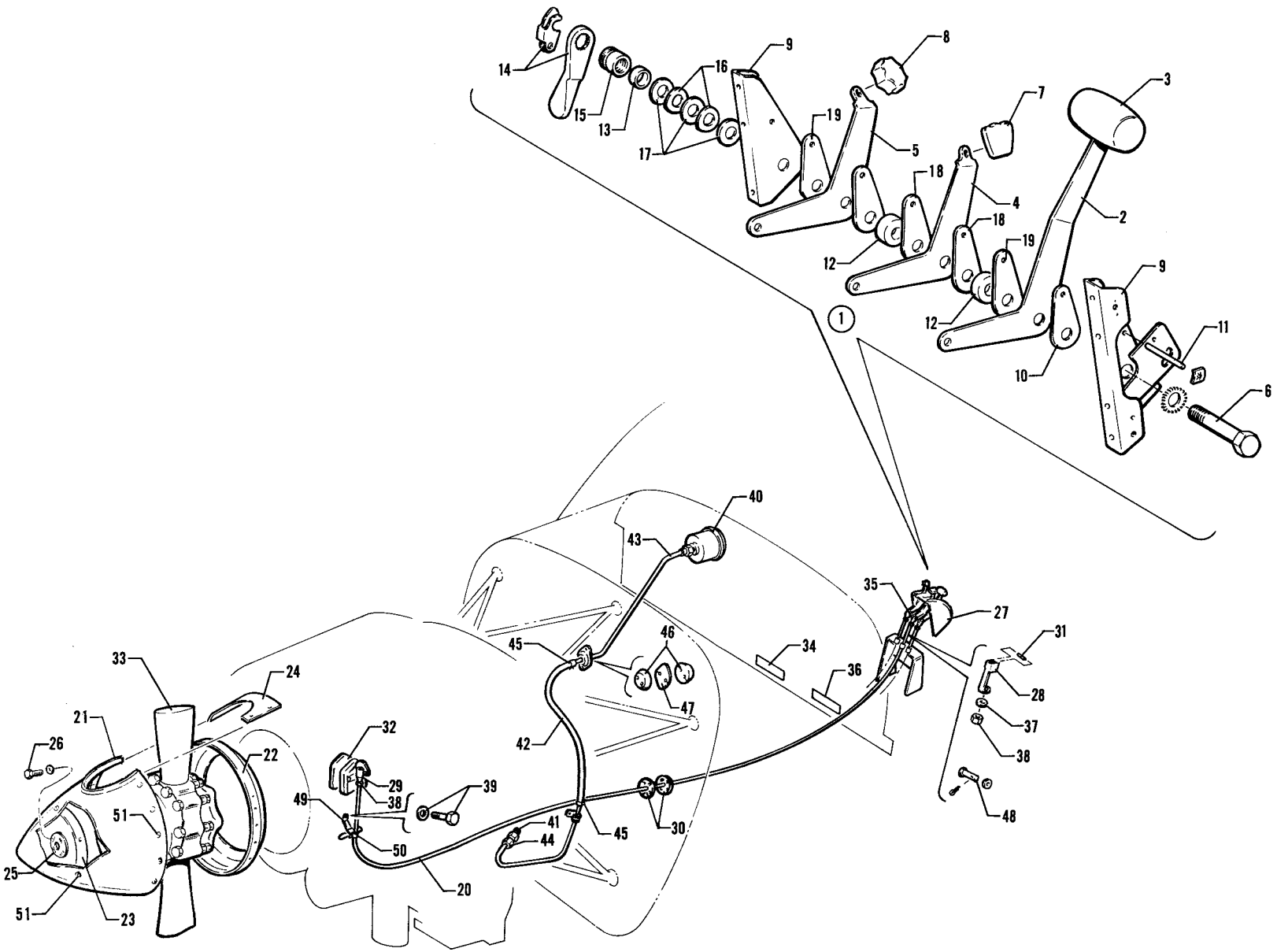


Figure 67A. Constant Speed Propeller Installation
(PA-28-235 - Serial Nos. 28-11040 and up)

INTENTIONALLY LEFT BLANK



Figure and Index Number	Part Number	Code	NOMENCLATURE	No. Req.	SERIAL NUMBERS AFFECTED
67A-	69258 69264		DRAWING - Constant Speed Propeller Installation DRAWING - Manifold Pressure Gauge Installation		
-1	67210-02		QUADRANT ASSEMBLY - Control	1	
-2	67223-00		LEVER ASSEMBLY - Throttle	1	
-3	66979-00		KNOB - Throttle lever (571 129)	1	
-4	67213-00		LEVER - Propeller control	1	
-5	67214-00		LEVER - Mixture control	1	
-6	418 457		SCREW - Cap (MS35291-42)	1	
-7	24047-00	W	KNOB - Propeller control (571 043)	1	
-8	24048-00	W	KNOB - Mixture control (571 044)	1	
-9	67215-00		BRACKET ASSEMBLY - Quadrant, left	1	
	67216-00		BRACKET ASSEMBLY - Quadrant, right	1	
-10	67218-00		PLATE - Quadrant control, friction	2	
-11	67221-00		PIN - Quadrant friction plate	1	
-12	68699-06		SPACER - Quadrant control	2	28-11040 to 28-11227 inclusive
	68699-10		SPACER - Quadrant control	2	28-11228 and up
-13	62714-04		BEARING - Quadrant control (3/8" O.D.)	1	28-11040 to 28-11085 inclusive
	63900-121		BEARING - Quadrant control (7/16" O.D.)	1	28-11086 and up
-14	24358-00	W	HANDLE ASSEMBLY - Quadrant adjusting	1	
-15	24357-00	W	NUT - Quadrant adjusting	1	
-16	408 815	W	WASHER - (#3502-18-04)	2	
-17	407 586	W	WASHER - (AN960-516L)	3	
-18	67218-00		PLATE - Quadrant control, friction	2	28-11040 to 28-11227 inclusive
	62833-50		WASHER - Quadrant control, friction	2	28-11228 and up
-19	67218-00		PLATE - Quadrant control, friction	2	28-11040 to 28-11227 inclusive
	67218-02		PLATE - Quadrant control, friction	2	28-11228 and up
-20	67639-04		CONTROL ASSEMBLY - Governor control	1	
-21	67790-00	A	SPINNER SHELL - Propeller	1	
-22	67791-00	A	BULKHEAD ASSEMBLY - Spinner, aft	1	
-23	67793-00	A	BULKHEAD ASSEMBLY - Spinner, forward	1	
-24	67794-00	A	CUFF - Spinner	2	
-25	99499-00	A	PLATE - Spinner	1	
-26	401 301	A	BOLT - (AN4H3A)	4	
	407 565	AW	WASHER - (AN960-416)	8	
-27	67232-06		COVER ASSEMBLY - Engine controls, brown	1	28-11040 to 28-11300 inclusive
	67232-07		COVER ASSEMBLY - Engine controls, blue	1	28-11040 to 28-11393 inclusive
	67232-08		COVER ASSEMBLY - Engine controls, red	1	
	67232-09		COVER ASSEMBLY - Engine controls, tan	1	
	67232-17		COVER ASSEMBLY - Engine controls, white	1	28-11301 and up
	67232-18		COVER ASSEMBLY - Engine controls, black	1	28-11301 and up
	67232-20		COVER ASSEMBLY - Engine controls, green	1	28-11301 and up
	67232-24		COVER ASSEMBLY - Engine controls, blue/green	1	28-7110001 and up

A - If existing spinner is constructed of fiberglass, order Spinner Replacement Kit 760 452.
W - These parts must be ordered from Service Spares Department, Piper Aircraft, Lock Haven, Penna.

When ordering, always specify Part Number, Description and Serial Number of Aircraft



Figure and Index Number	Part Number	Code	NOMENCLATURE	No. Req.	SERIAL NUMBERS AFFECTED
67A-28	24123-00	W	TERMINAL - Clevis tie rod	1	28-11040 to 28-11050 inclusive
-29	31747-00	W	JOINT ASSEMBLY - Ball	1	
-30	63915-20		DISC - Firewall seal	2	28-11040 to 28-11050 inclusive
-31	86092-82	W	PIN - Clevis tie rod	1	
-32	66634-02		GOVERNOR - (Hartzell #F-4-3A)	1	28-11040 to 28-11300 inclusive
-33	450 977	A	PROPELLER - (Hartzell #HC-C2YK-1/8468A-4)	1	
-34	69246-00		PLACARD - Landing check list (woodgrain)	1	28-11040 to 28-11300 inclusive
	66993-00		PLACARD - Landing check list (dull black)	1	
	99807-00		PLACARD - Landing check list (dull black)	1	28-7210001 and up
-35	488 327	W	TERMINAL - (AN665-21R)	1	28-11040 to 28-11300 inclusive
-36	69245-00		PLACARD - Take-off check list (woodgrain)	1	
	66994-00		PLACARD - Take-off check list (dull black)	1	28-11301 to 28-7110042 inclusive
	99808-00		PLACARD - Take-off check list (dull black)	1	28-7210001 and up
-37	407 104	W	WASHER - (AN935-10)	1	28-11040 to 28-11300 inclusive
-38	404 224	W	NUT - (AN315-3R)	2	
-39	418 420	W	SCREW - Cap (1/4-20NC-3 x 1/2)	1	28-11301 to 28-7110042 inclusive
	407 105	W	WASHER - (AN935-416)	1	
-40	751 118	W	GAUGE - Manifold pressure	1	28-7210001 and up
-41	460 685	W	CONNECTOR - (W/H 200 x 4)	1	
-42	63913-69		HOSE - Manifold pressure gauge	1	28-11040 to 28-11300 inclusive
-43	65438-00		TUBE ASSEMBLY - Manifold pressure gauge	1	
-44	67700-41		TUBE ASSEMBLY - Manifold pressure gauge	1	28-11301 to 28-7110042 inclusive
-45	454 983	W	CLAMP - (SAE #8)	2	
-46	68770-06		GROMMET - Firewall seal	2	28-7210001 and up
-47	68771-08		GASKET - Firewall seal	1	
-48	524 145		PIN - (MS20392-2C11)	1	28-11040 to 28-11300 inclusive
	407 584	W	WASHER - (AN960-10L)	1	
	424 050	W	COTTER PIN - (AN380-2-1)	1	28-11301 to 28-7110042 inclusive
-49	69546-00		BRACKET ASSEMBLY - Control cable	1	
-50	18219-02	W	CLAMP - Control cable bracket	1	28-7210001 and up
-51	417 694	W	SCREW - (AN526C1032R8)	28	
	494 227		WASHER - Fiber (PS10063-2)	28	

A - See Figure 67B for component parts.
W - These parts must be ordered from Service Spares Department, Piper Aircraft, Lock Haven, Penna.

When ordering, always specify Part Number, Description and Serial Number of Aircraft

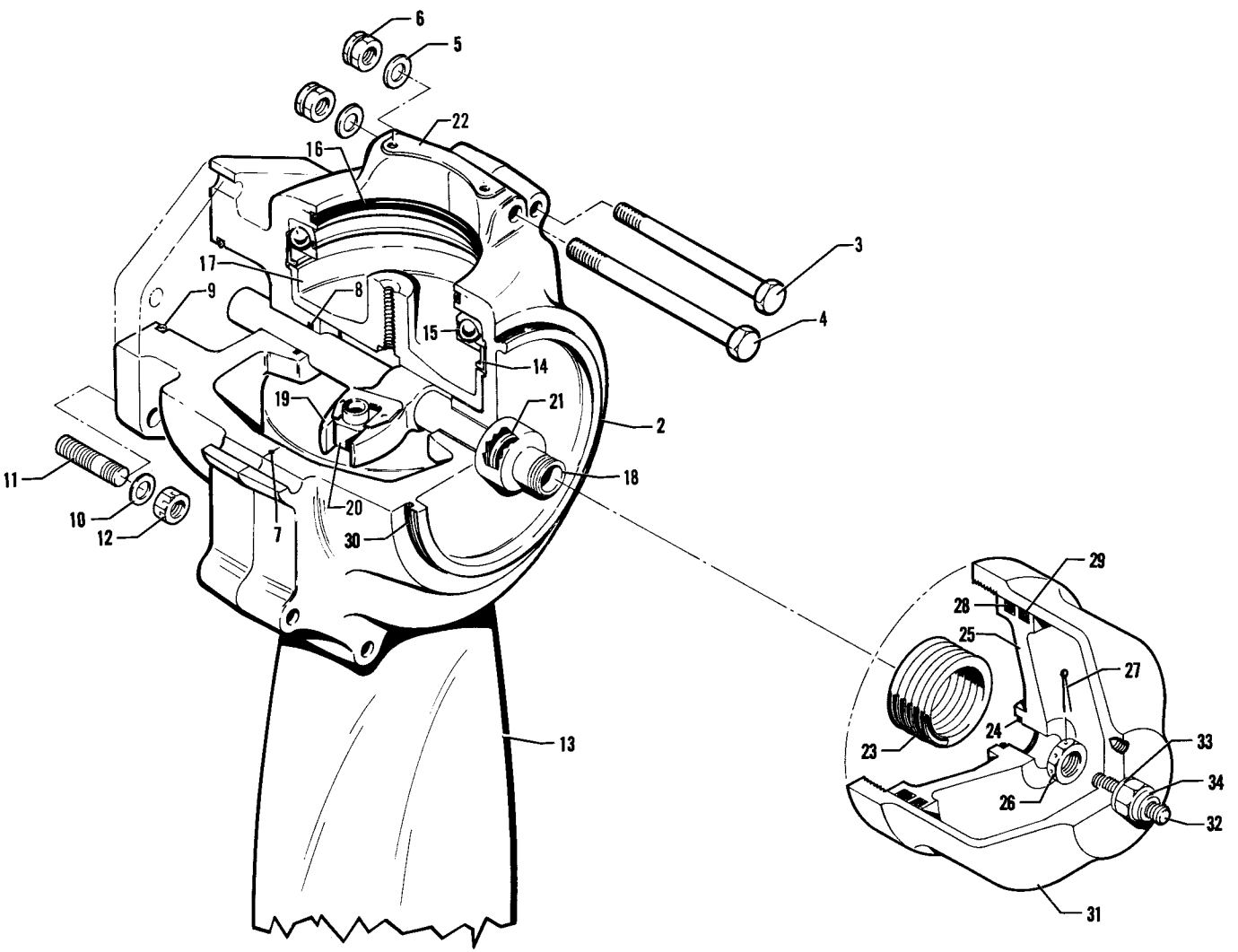


Figure 67B. Propeller Assembly



Figure and Index Number	Part Number	Code	NOMENCLATURE	No. Req.	SERIAL NUMBERS AFFECTED
67B-1	450 977	A	PROPELLER ASSEMBLY - Hartzell (HC-C2YK-1/8468A-4)	1	
	450 904	B	PROPELLER ASSEMBLY - Hartzell (HC-C2YK-1B/7666A-0)	1	
	550 906	C	PROPELLER ASSEMBLY - Hartzell (HC-C2YK-1B/7666A-2)	1	
-2	752 020	W	HUB ASSEMBLY - Propeller (D-2201-3)	1	
-3	753 461	W	BOLT - Hex head (A-2431)	9	
-4	758 111	W	BOLT - Hex head (A-2432)	6	
-5	407 567	W	WASHER - (AN960-616)	15	
-6	752 511	W	NUT - Elastic (A-2043)	15	
-7	756 241	W	SEAL - Hub (A-2436)	2	
-8	755 932	W	"O" RING - Rod (PRP-902-13)	1	
-9	755 800	W	"O" RING - Rod (PRP-909-6)	1	
-10	407 569	W	WASHER - (AN960-816)	6	
-11	756 295	W	STUD - Flange (A-2247-2)	6	
-12	752 533	W	NUT - Castle (A-2069)	6	
-13	758 147	A	BLADE - Propeller (8468A-4)	2	
	758 156	B	BLADE - Propeller (7666A-0)	2	
	758 157	C	BLADE - Propeller (7666A-2)	2	
-14	755 968	W	RING - Bearing guide (A-2204)	2	
-15	753 463	W	BEARING - Blade, split (A-2202)	2	
-16	755 934	W	"O" RING - Blade (PRP-902-42)	2	
-17	757 249	W	PRELOAD PLATE UNIT - (B-2256)	2	
-18	757 336	A	ROD - Piston (A-2418)	1	
	755 993	DW	ROD - Piston (A-2418-2)	1	
-19	754 814	A	FORK UNIT - Pitch change (B-2410)	1	
	751 820	DW	FORK UNIT - Pitch change (B-2457-2)	1	
-20	753 464	W	BLOCK - Pitch change (A-2217-1)	2	
	753 465	W	BLOCK - Pitch change (A-2217-2)	2	
-21	755 972	W	SPLIT - Retainer (A-2430)	1	
-22	756 607	W	WEIGHTS - Balance (A-2424)	AR	
-23	757 555	AW	SPRING - (A-2213)	1	
	757 556	DW	SPRING - (A-2213-1)	1	
-24	755 995	W	"O" RING - Piston seal (PRP-914-6)	1	
-25	757 302	W	PISTON - (B-2419)	1	
-26	752 513	W	NUT - Rod (A-2211)	1	
-27	424 061	W	COTTER PIN - (AN380-3-5)	1	
-28	755 994	W	"O" RING - Piston (PRP-902-51)	1	
-29	757 557	W	SEAL - Felt (B-1843)	1	
-30	755 935	W	"O" RING - Cylinder (PRP-909-25)	1	
-31	757 827	AW	CYLINDER - (B-2428)	1	
	757 828	DW	CYLINDER - (B-2428-1)	1	
-32	757 558	W	SCREW - Low stop (A-2421)	1	
-33	757 559	W	SEAL - Parker (7000-3/8)	1	
-34	752 534	W	NUT - (52 NTE-064)	1	

A - Used on PA-28-235 airplanes only.
 B - Used on PA-28R-180 airplanes only.
 C - Used on PA-28R-200 airplanes only.
 D - Used on PA-28R-180 and PA-28R-200 airplanes only.
 W - These parts must be ordered from Service Spares Department, Piper Aircraft, Lock Haven, Penna.

When ordering, always specify Part Number, Description and Serial Number of Aircraft

INTENTIONALLY LEFT BLANK



Figure and Index Number	Part Number	Code	NOMENCLATURE	No. Req.	SERIAL NUMBERS AFFECTED
68-	63851	A	DRAWING - Electrical System Installation		28-1 to 28-1410 inclusive
	62166	A	DRAWING - Electrical System Installation		28-1411 to 28-1760 inclusive
	65131	B	DRAWING - Electrical System Installation		28-10003 to 28-10486 inclusive
	62270	C	DRAWING - Electrical System Installation		28-20002 to 28-24999 inclusive
	66700	C	DRAWING - Electrical System Installation		28-25000 and up
	63083	A	DRAWING - Electrical System Installation		28-1761 to 28-4377 inclusive
	65450	B	DRAWING - Electrical System Installation		28-10487 to 28-10719 inclusive
	65582	B	DRAWING - Electrical System Installation		28-10720 to 28-11039 inclusive
	67450	D	DRAWING - Electrical System Installation		
	65854	E	DRAWING - Electrical System Installation		28-4378 and up
	69265	B	DRAWING - Electrical System Installation		28-11040 and up
-1	12761-02	W	COVER ASSEMBLY - Landing light opening	1	
-2	65359-00	C	FILTER ASSEMBLY - Voltage regulator	1	28-20002 to 28-24999 inclusive
-3	67404-02	DE	COVER - Terminal strip	1	28-4378 and up
	67404-02	B	COVER - Terminal strip	1	28-11040 and up
	67404-02	C	COVER - Terminal strip	1	28-25000 and up
-4	67404-03	DE	COVER - Terminal strip	1	28-4378 and up
	67404-03	B	COVER - Terminal strip	1	28-11040 and up
	67404-03	C	COVER - Terminal strip	1	28-25000 and up
-5	18321-00	W	PLATE - Firewall seal	4	
-6	66789-00	DE	PLATE - Firewall seal	2	28-4378 and up
	66789-00	B	PLATE - Firewall seal	2	28-11040 and up
	66789-00	C	PLATE - Firewall seal	2	28-25000 and up
-7	63253-00	A	PLATE ASSEMBLY - Battery tie down bolt	2	28-1 to 28-46 inclusive
-8	63858-00	A	PLATE - Insulating	1	28-1 to 28-4377 inclusive
	63858-00	C	PLATE - Insulating	1	28-20002 to 28-24999 inclusive
	63858-00	B	PLATE - Insulating	1	28-10003 to 28-11039 inclusive
-9	63859-00	A	PLATE - Insulating, voltage regulator	1	28-1 to 28-507 inclusive
-10	19807-00	W	PLATE - Lift detector mounting	1	
-11	17555-00	W	PLATE - Battery box	1	28-47 and up
-12	63879-00	A	PLATE - Insulating	1	28-1 to 28-507 inclusive
-13	23969-02	W	NIPPLE - Electrical	6	
-14	23969-03	W	NIPPLE - Electrical	5	
-15	23969-05	W	NIPPLE - Electrical	1	
-16	66580-02		NIPPLE - Terminal (476 695)	2	

A - Used on PA-28-150, PA-28-160 and PA-28-180 airplanes only.
 B - Used on PA-28-235 airplanes only.
 C - Used on PA-28-140 airplanes only.
 D - Used on PA-28R-180 and PA-28R-200 airplanes only.
 E - Used on PA-28-180 airplanes only.
 W - These parts must be ordered from Service Spares Department, Piper Aircraft, Lock Haven, Penna.

When ordering, always specify Part Number, Description and Serial Number of Aircraft



Figure and Index Number	Part Number	Code	NOMENCLATURE	No. Req.	SERIAL NUMBERS AFFECTED
68-17	63428-02	CE	PANEL ASSEMBLY - Cabin light, brown	1	28-20002 to 28-21045 inclusive
	63428-02	AE	PANEL ASSEMBLY - Cabin light, brown	1	28-1 to 28-1760 inclusive
	63428-03	CF	PANEL ASSEMBLY - Cabin light, brown	1	28-20002 to 28-21045 inclusive
	63428-03	AF	PANEL ASSEMBLY - Cabin light, brown	1	28-1 to 28-1760 inclusive
	63428-04	CF	PANEL ASSEMBLY - Cabin light, gray	1	28-20002 to 28-21045 inclusive
	63428-04	AF	PANEL ASSEMBLY - Cabin light, gray	1	28-671 to 28-1760 inclusive
	63428-05	CE	PANEL ASSEMBLY - Cabin light, gray	1	28-20002 to 28-21045 inclusive
	63428-05	AE	PANEL ASSEMBLY - Cabin light, gray	1	28-671 to 28-1760 inclusive
	63428-06	FG	PANEL ASSEMBLY - Cabin light, sand	1	
	63428-07	EG	PANEL ASSEMBLY - Cabin light, sand	1	
	63428-08	CE	PANEL ASSEMBLY - Cabin light, sand	1	28-25000 to 28-7125194 inclusive
	63428-11	CJ	PANEL ASSEMBLY - Cabin light, sand	1	28-7125001 to 28-7125194 inclusive
	63428-09	CF	PANEL ASSEMBLY - Cabin light, sand	1	28-25000 to 28-26400 inclusive
	63428-10	CF	PANEL ASSEMBLY - Cabin light, sand	1	28-26401 to 28-7125194 inclusive
	65549-03	BF	PANEL ASSEMBLY - Cabin light, sand	1	
	66926-04	DE	PANEL ASSEMBLY - Cabin light, white	1	
	99222-02	EH	PANEL ASSEMBLY - Cabin light, white	1	
	66926-03	DF	PANEL ASSEMBLY - Cabin light, white	1	
	99222-03	HJ	PANEL ASSEMBLY - Cabin light, white	1	
	99222-04	FH	PANEL ASSEMBLY - Cabin light, white	1	
63428-14	CEK	PANEL ASSEMBLY - Cabin light, white	1	28-7125195 and up	
63428-15	CJK	PANEL ASSEMBLY - Cabin light, white	1	28-7125195 and up	
63428-16	CFK	PANEL ASSEMBLY - Cabin light, white	1	28-7125195 and up	
			<p>A - Used on PA-28-150, PA-28-160 and PA-28-180 only. B - Used on PA-28-180 with serial numbers 28-4378 to 28-5600 inclusive, PA-28R-180 with serial numbers 28-30005 to 28-31250 inclusive, PA-28R-200 with serial numbers 28-30482, 28-35001 to 28-35600 inclusive, and PA-28-235 with serial numbers 28-10720 to 28-11300 inclusive. C - Used on PA-28-140 airplanes only. D - Used on PA-28-180 with serial numbers 28-5601 to 28-5869 inclusive, PA-28R-180 with serial numbers 28-31251 to 28-31279 inclusive, PA-28R-200 with serial numbers 28-35601 to 28-35830 inclusive, and PA-28-235 with serial numbers 28-11301 to 28-11393 inclusive. E - Without cutouts. F - With cutouts. G - Used on PA-28-150, PA-28-160 and PA-28-180 with serial numbers 28-1761 to 28-4377 inclusive, PA-28-235 with serial numbers 28-10003 to 28-10719 inclusive, and PA-28-140 with serial numbers 28-21046 to 28-24999 inclusive. H - Used on PA-28-180 with serial numbers 28-7105001 and up, PA-28R-180 with serial numbers 28-7130001 and up, PA-28R-200 with serial numbers 28-7135001 and up, and PA-28-235 with serial numbers 28-7110001 and up. J - With cutouts but less radio speaker cutout. K - Refer to Figure 32B if air-conditioning is installed.</p>		

When ordering, always specify Part Number, Description and Serial Number of Aircraft



Figure and Index Number	Part Number	Code	NOMENCLATURE	No. Req.	SERIAL NUMBERS AFFECTED
68-18	62919-00	B	PLACARD - Trim indicator	1	
-19	62920-00	B	PLACARD - Trim	1	
-20	472 330	W	LENS - Dome light (12715-00)	1	
-21	21878-00	EW	GASKET - Oval radio speaker	1	
	99745-00	F	GASKET - Circular radio speaker	1	
-22	63101-00	A	LENS - Cabin light	1	
-23	472 724	C	LIGHT ASSEMBLY - Panel (15-0083-1)	1	28-25000 and up
	472 792	D	LIGHT ASSEMBLY - Panel (15-0083-7)	1	
-24	758 121	C	BULB - Forward light (#1414)	1	28-25000 and up
<p>A - Used on PA-28-140 with serial numbers 28-20002 to 28-24999 inclusive, PA-28-150, PA-28-160 and PA-28-180 with serial numbers 28-1 to 28-5600 inclusive, PA-28R-180 with serial numbers 28-30005 to 28-30481 inclusive, 28-30483 to 28-31250 inclusive, PA-28R-200 with serial numbers 28-30482, 28-35001 to 28-35600 inclusive, and PA-28-235 with serial numbers 28-10003 to 28-11300 inclusive.</p> <p>B - Used on PA-28-150, PA-28-160 and PA-28-180 with serial numbers 28-1 to 28-4377 inclusive, PA-28-235 with serial numbers 28-10003 to 28-10719 inclusive, and PA-28-140 with serial numbers 28-20002 and up.</p> <p>C - Used on PA-28-140 airplanes only.</p> <p>D - Used on PA-28-180 with serial numbers 28-5601 and up, PA-28R-180 with serial numbers 28-31251 and up, PA-28R-200 with serial numbers 28-35601 and up, and PA-28-235 with serial numbers 28-11301 and up.</p> <p>E - Used on PA-28-140 with serial numbers 28-20002 to 28-26400 inclusive, PA-28-150, PA-28-160 and PA-28-180 with serial numbers 28-1 to 28-5600 inclusive, PA-28R-180 with serial numbers 28-30005 to 28-30481 inclusive, 28-30483 to 28-31250 inclusive, PA-28R-200 with serial numbers 28-30482, 28-35001 to 28-35600 inclusive, and PA-28-235 with serial numbers 28-10003 to 28-11300 inclusive.</p> <p>F - Used on PA-28-140 with serial numbers 28-26401 and up, PA-28-180 with serial numbers 28-5601 and up, PA-28R-180 with serial numbers 28-31251 and up, PA-28R-200 with serial numbers 28-35601 and up, and PA-28-235 with serial numbers 28-11301 and up.</p> <p>W - These parts <u>must</u> be ordered from Service Spares Department, Piper Aircraft, <u>Lock Haven, Penna.</u></p>					

When ordering, always specify Part Number, Description and Serial Number of Aircraft



Figure and Index Number	Part Number	Code	NOMENCLATURE	No. Req.	SERIAL NUMBERS AFFECTED
68-25	63133-00	A	GRILL - Oval radio speaker	1	
	66927-00	E	GRILL - Circular radio speaker	1	
	99198-00	B	GRILL - Circular radio speaker	1	
	99744-00	CD	GRILL - Circular radio speaker	1	
-26	63875-05	A	SPEAKER - Radio, oval	1	
	487 245	F	SPEAKER - Radio, circular	1	
-27	472 038	GW	BULB - (#93)	1	
-28	472 036	W	BULB - (#89)	1	
-29	66616-00		TERMINAL - Battery box	1	
-30	62279-00	H	DIODE ASSEMBLY - Master relay	1	
-31	455 151	W	RELAY - Power (#6041H105)	1	
			<p>A - Used on PA-28-140 with serial numbers 28-20002 to 28-26400 inclusive, PA-28-150, PA-28-160 and PA-28-180 with serial numbers 28-1 to 28-5600 inclusive, PA-28R-180 with serial numbers 28-30005 to 28-30481 inclusive, 28-30483 to 28-31250 inclusive, PA-28R-200 with serial numbers 28-30482, 28-35001 to 28-35600 inclusive, and PA-28-235 with serial numbers 28-10003 to 28-11300 inclusive.</p> <p>B - Used on PA-28-140 with serial numbers 28-7125001 and up, PA-28-180 with serial numbers 28-7105001 and up, PA-28R-180 with serial numbers 28-7130001 and up, PA-28R-200 with serial numbers 28-7135001 and up, and PA-28-235 with serial numbers 28-7110001 and up.</p> <p>C - Used on PA-28-140 with serial numbers 28-7125472 and up, PA-28-180 with serial numbers 28-7205092 and up, and PA-28R-200 with serial numbers 28-7235001 and up.</p> <p>D - Used if air conditioning is installed.</p> <p>E - Used on PA-28-140 with serial numbers 28-26401 to 28-26956 inclusive, PA-28-180 with serial numbers 28-5601 to 28-5869 inclusive, PA-28R-180 with serial numbers 28-31251 to 28-31279 inclusive, PA-28R-200 with serial numbers 28-35601 to 28-35830 inclusive, and PA-28-235 with serial numbers 28-11301 to 28-11393 inclusive.</p> <p>F - Used on PA-28-140 with serial numbers 28-26401 and up, PA-28-180 with serial numbers 28-5601 and up, PA-28R-180 with serial numbers 28-31251 and up, PA-28R-200 with serial numbers 28-35601 and up, and PA-28-235 with serial numbers 28-11301 and up.</p> <p>G - Used on PA-28-140 with serial numbers 28-20002 to 28-24999 inclusive, PA-28-150, PA-28-160 and PA-28-180 with serial numbers 28-1 to 28-5600 inclusive, PA-28R-180 with serial numbers 28-30005 to 28-30481 inclusive, 28-30483 to 28-31250 inclusive, PA-28R-200 with serial numbers 28-30482, 28-35001 to 28-35600 inclusive and PA-28-235 with serial numbers 28-10003 to 28-11300 inclusive.</p> <p>H - Used on PA-28-140 with serial numbers 28-20081 to 28-24999 inclusive, PA-28-150, PA-28-160 and PA-28-180 with serial numbers 28-1681 and up, PA-28-235 with serial numbers 28-10353 and up, PA-28R-180 and PA-28R-200 airplanes.</p> <p>W - These parts <u>must</u> be ordered from Service Spares Department, Piper Aircraft, Lock Haven, Penna.</p>		

When ordering, always specify Part Number, Description and Serial Number of Aircraft



Figure and Index Number	Part Number	Code	NOMENCLATURE	No. Req.	SERIAL NUMBERS AFFECTED
68-32	63888-00		BOX ASSEMBLY - Battery	1	28-47 and up
-33	63904-06		HOSE - Battery vent, left	1	28-1 to 28-46 inclusive
-34	63904-07		HOSE - Battery vent, right	1	28-1 to 28-46 inclusive
-35	63904-12	AC	HOSE - Battery vent, bottom	1	28-47 to 28-4377 inclusive
	63904-12	B	HOSE - Battery vent, bottom	1	28-10003 to 28-10719 inclusive
	63904-21	BD	HOSE - Battery vent, bottom	1	28-10720 and up
	63904-21	E	HOSE - Battery vent, bottom	1	28-4378 and up
-36	63904-08	AC	HOSE - Battery vent, right	1	28-47 to 28-4377 inclusive
	63904-08	B	HOSE - Battery vent, right	1	28-10003 to 28-10719 inclusive
	63904-19	BD	HOSE - Battery vent, right	1	28-10720 and up
	63904-19	E	HOSE - Battery vent, right	1	28-4378 and up
-37	63904-08	AC	HOSE - Battery vent, left	1	28-47 to 28-4377 inclusive
	63904-08	B	HOSE - Battery vent, left	1	28-10003 to 28-10719 inclusive
	63904-20	BD	HOSE - Battery vent, left	1	28-10720 and up
	63904-20	E	HOSE - Battery vent, left	1	28-4378 and up
-38	63977-00		LID ASSEMBLY - Battery box	1	28-47 and up
-39	63915-05		DISC - Firewall seal	2	
-40	63262-00		FRAME ASSEMBLY - Battery tie down	1	28-1 to 28-46 inclusive
-41	63258-00		ROD ASSEMBLY - Battery	2	28-1 to 28-46 inclusive
-42	472 736	W	LIGHT - White (A2064-1073)	1	
-43	753 431	W	BULB - (#1073)	1	
-44	751 203	W	LENS - White	1	
-45	472 665	FW	LIGHT - Red (#A1285)	1	
-46	751 381	FW	BULB - (#1512)	1	
-47	751 202	FW	LENS - Red	1	
-48	472 666	FW	LIGHT - Green (#A1285)	1	
-49	751 381	FW	BULB - (#1512)	1	
-50	751 201	FW	LENS - Green	1	
-51	452 465	F	BEACON - Rotating	1	
-52	752 307	HW	BULB - Rotating beacon (Grimes #A7079-12)	1	
	751 448	GW	BULB - Rotating beacon (Whelan #WRM-44)	1	
	758 124	J	BULB - Rotating beacon (GE-1940)	1	

A - Used on PA-28-150, PA-28-160 and PA-28-180 only.
 B - Used on PA-28-235 airplanes only.
 C - Used on PA-28-140 airplanes only.
 D - Used on PA-28R-180 and PA-28R-200 airplanes only.
 E - Used on PA-28-180 airplanes only.
 F - See Figure 73A if anti-collision strobe light is installed.
 G - Used on Whelan Rotating Beacons #WRM-12 and #WRML-12.
 H - Used on Grimes Rotating Beacon #D7080A-3-12.
 J - Used on Grimes Rotating Beacon #40-0101-7-12.
 W - These parts must be ordered from Service Spares Department, Piper Aircraft, Lock Haven, Penna.

When ordering, always specify Part Number, Description and Serial Number of Aircraft



Figure and Index Number	Part Number	Code	NOMENCLATURE	No. Req.	SERIAL NUMBERS AFFECTED
68-53	450 018		BATTERY - (AC-66)	1	28-1 to 28-46 inclusive
	450 035	EW	BATTERY - (R-35)	1	28-47 and up
	450 030	W	BATTERY - (S-25)	1	28-47 and up
-54	11122-00		CABLE ASSEMBLY - Ground	1	28-1 to 28-46 inclusive
-55	450 397	A	RELAY - Overvoltage (PS50034-1)	1	28-3644 and up
	450 397	BD	RELAY - Overvoltage (PS50034-1)	1	28-10763 and up
	450 397	C	RELAY - Overvoltage (PS50034-1)	1	28-25000 and up
-56	484 373	DW	RELAY - Power (#24059)	2	
-57	454 083	W	CAPACITOR - (#AR-1)	1	
-58	450 391	F	REGULATOR - Voltage (#2098613)	1	
	68804-02	G	REGULATOR ASSEMBLY - Voltage (#X16300B)	1	
-59	462 012	W	GASKET - (AH-1522)	1	
-60	68771-03	DH	GASKET - Firewall seal	1	28-4378 and up
	68771-03	B	GASKET - Firewall seal	1	28-11040 and up
	68771-03	C	GASKET - Firewall seal	1	28-25000 and up
-61	65372-00		RETAINER ASSEMBLY - Landing light	1	28-1761 and up
-62	472 661	W	LIGHT - Landing (#4509-100W, 12 V.)	1	
-63	462 042	W	GAUGE - Engine unit, oil temperature (#1512926)	1	28-1 to 28-1383 inclusive
	462 046	AW	GAUGE - Engine unit, oil temperature (#1514976)	1	28-1384 to 28-1760 inclusive
	462 046	CW	GAUGE - Engine unit, oil temperature (#1514976)	1	28-20002 to 28-20550 inclusive
	550 487	BD	GAUGE - Engine unit, oil temperature (#362-EW)	1	
	550 487	A	GAUGE - Engine unit, oil temperature (#362-EW)	1	28-1761 and up
	550 487	C	GAUGE - Engine unit, oil temperature (#362-EW)	1	28-20551 and up
-64	99130-02		SOLENOID - Starter (487 169)	1	
-65	450 741	W	DECAL - Lift detector (#C52207-3)	1	
-66	450 742	W	DETECTOR - Lift (#C52207-4)	1	

A - Used on PA-28-150, PA-28-160 and PA-28-180 only.
 B - Used on PA-28-235 airplanes only.
 C - Used on PA-28-140 airplanes only.
 D - Used on PA-28R-180 and PA-28R-200 airplanes only.
 E - Optional equipment.
 F - Used on PA-28-150, PA-28-160 and PA-28-180 with serial numbers 28-508 to 28-3377 inclusive, PA-28-235 with serial numbers 28-10003 to 28-10719 inclusive, and PA-28-140 with serial numbers 28-20002 to 28-24999 inclusive.
 G - Used on PA-28-150, PA-28-160 and PA-28-180 with serial numbers 28-3378 and up, PA-28-235 with serial numbers 28-10720 and up, PA-28-140 with serial numbers 28-25000 and up, PA-28R-180 and PA-28R-200 airplanes.
 H - Used on PA-28-180 airplanes only.
 W - These parts must be ordered from Service Spares Department, Piper Aircraft, Lock Haven, Penna.

When ordering, always specify Part Number, Description and Serial Number of Aircraft

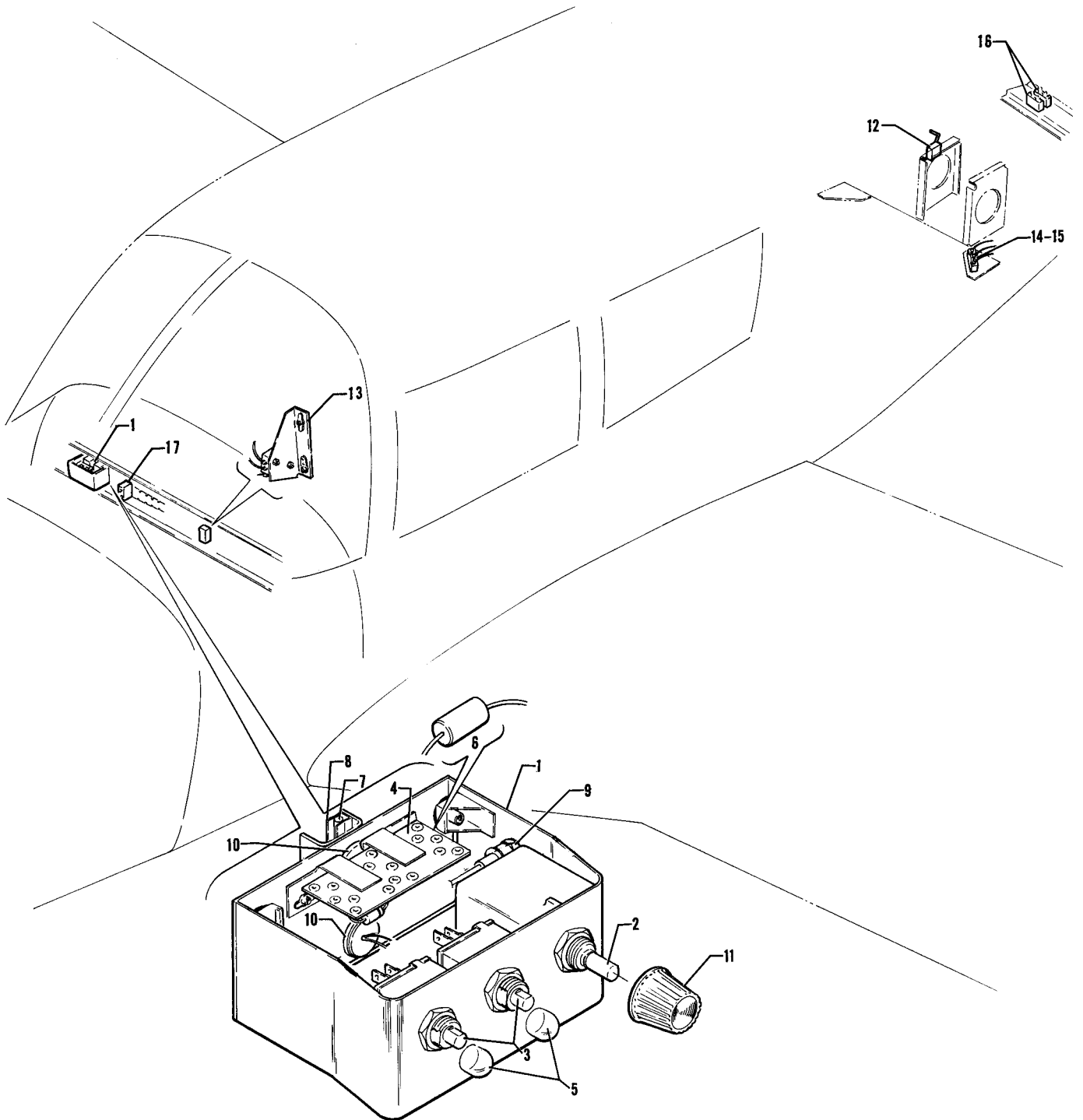
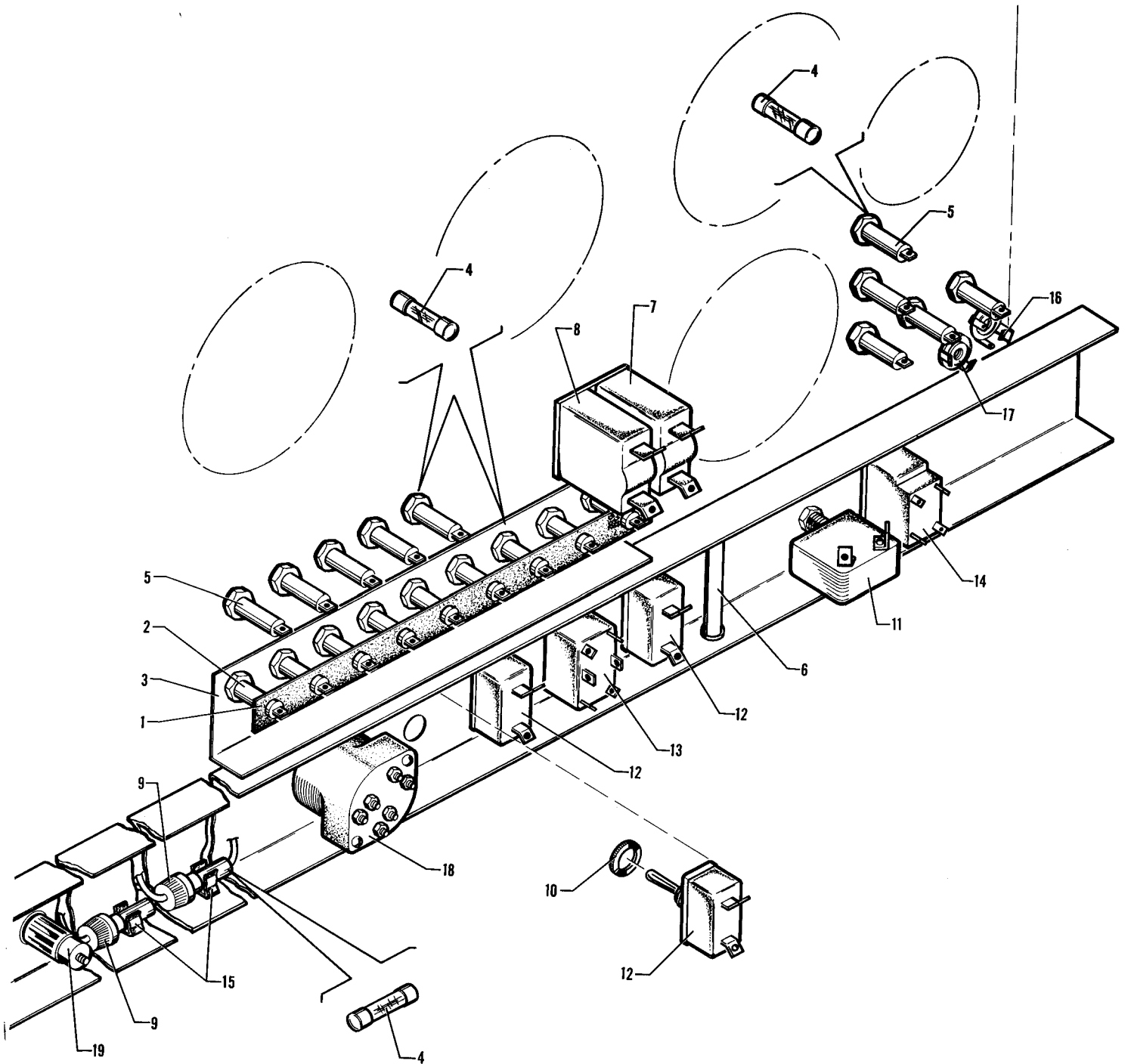


Figure 68A. Air Conditioning Electrical Installation
 (PA-28-140 - Serial Nos. 28-7125472 and up)
 (PA-28-180 - Serial Nos. 28-7125472 and up)
 (PA-28R-200 - Serial Nos. 28-7235001 and up)



Figure and Index Number	Part Number	Code	NOMENCLATURE	No. Req.	SERIAL NUMBERS AFFECTED
68A-	99530 99574	B CD	DRAWING - Air Conditioning Electrical Installation DRAWING - Air Conditioning Electrical Installation		
-1	99537-00		CONTROL HEAD ASSEMBLY - Air conditioning	1	
-2	99717-00		THERMOSTAT - Air conditioning	1	
-3	99674-00		SWITCH ASSEMBLY - Air conditioning	2	
-4	99521-00		BOARD ASSEMBLY - Diode	1	
-5	472 834		LIGHT - (CM22-01-02-28)	2	
-6	484 222		RESISTOR - (200-3 100 OHM)	2	
-7	461 629		FUSE - (311005)	3	
-8	565 416		HOLDER - Fuse (342004)	2	
-9	99851-00		DIODE - Control head	1	
-10	456 738		DIODE - (IN3659)	2	
-11	571 089	W	KNOB - Control head (RB-155-840)	3	
-12	99528-00		SWITCH ASSEMBLY - Condenser door mechanism	1	
-13	99525-00	BC	SWITCH ASSEMBLY - Throttle limit	1	
	99294-00	D	SWITCH ASSEMBLY - Throttle limit	1	
-14	587 844		SWITCH - Close limit (BZ-R31)	1	
-15	451 831		ACTUATOR - Close limit switch (MC7711)	1	
-16	484 223		RELAY - (60-111025-0)	2	
-17	454 710		CIRCUIT BREAKER - (1600-041-02508) 25 Amp	1	
<p>A - Used on PA-28-140 with serial numbers 28-7125472 and up, PA-28-180 with serial numbers 28-7205092 and up, and PA-28R-200 with serial numbers 28-7235001 and up.</p> <p>B - Used on PA-28-140 with serial numbers 28-7125472 and up.</p> <p>C - Used on PA-28-180 with serial numbers 28-7235001 and up.</p> <p>D - Used on PA-28R-200 with serial numbers 28-7235001 and up.</p> <p>W - These parts must be ordered from Service Spares Department, Piper Aircraft, <u>Lock Haven, Penna.</u></p>					

When ordering, always specify Part Number, Description and Serial Number of Aircraft



<http://stores.ebay.com/UserFriendlyCDs>

Figure 69. Instrument Panel Electrical Installation
 (PA-28-140 - Serial Nos. 28-20002 to 28-24999 inclusive)
 (PA-28-150-160-180 - Serial Nos. 28-1 to 28-4377 inclusive)
 (PA-28-235 - Serial Nos. 28-10003 to 28-11039 inclusive)

PA-28-140
 PA-28-150
 PA-28-160
 PA-28-180
 PA-28-235

INTENTIONALLY LEFT BLANK

<http://stores.ebay.com/UserFriendlyCDs>



Figure and Index Number	Part Number	Code	NOMENCLATURE	No. Req.	SERIAL NUMBERS AFFECTED
69-	63855 63894 62165 62165 65132 62202 65449 65581	H B C H C C	DRAWING - Fuselage Harness Installation DRAWING - Fuselage Harness Installation DRAWING - Fuselage Harness Installation DRAWING - Fuselage Harness Installation DRAWING - Fuselage Harness Installation DRAWING - Fuselage Harness Installation DRAWING - Fuselage Harness Installation DRAWING - Fuselage Harness Installation		28-1 to 28-507 inclusive 28-508 to 28-1410 inclusive 28-1411 to 28-1760 inclusive 28-20002 to 28-24999 inclusive 28-10003 to 28-10486 inclusive 28-1761 to 28-4377 inclusive 28-10487 to 28-10719 inclusive 28-10720 to 28-11039 inclusive
-1	63861-00 63861-00 63080-00	H C D	BAR - Terminal BAR - Terminal BAR - Terminal	1 1 1	28-1 to 28-1760 inclusive 28-10003 to 28-10486 inclusive
-2	465 256	W	HOLDER - Fuse (HKP-GG)	9	
-3	63868-00 63868-00 62403-00	H C D	CHANNEL ASSEMBLY - Fuse holder CHANNEL ASSEMBLY - Fuse holder CHANNEL ASSEMBLY - Fuse holder	1 1 1	28-1 to 28-1760 inclusive 28-10003 to 28-10486 inclusive
-4	461 623 461 622 461 621	W W W	FUSE - 5 Ampere (AGC) FUSE - 10 Ampere (AGC) FUSE - 15 Ampere (AGC)	11 5 2	
-5	465 257	G	HOLDER - Fuse (#342001)	5	
-6	484 407	G	RESISTOR - (7.5 ohm, 10 watts)	1	
-7	454 663 454 665 454 701	W BE F	CIRCUIT PROTECTOR - (#2335) CIRCUIT PROTECTOR - (#109-240-102) CIRCUIT PROTECTOR - (#1648-003-60)	1 1 1	28-1 to 28-599 inclusive
-8	454 662 454 656 454 700	W BEW F	CIRCUIT PROTECTOR - (#2350) CIRCUIT PROTECTOR - (#109-205-102) CIRCUIT PROTECTOR - (#1600P-5)	1 1 1	28-1 to 28-599 inclusive
			A - Used on PA-28-140 with serial numbers 28-20002 to 28-24999 inclusive, PA-28-150, PA-28-160 and PA-28-180 with serial numbers 28-1 to 28-4377 inclusive, and PA-28-235 with serial numbers 28-10003 to 28-11039 inclusive. B - Used on PA-28-140 airplanes only. C - Used on PA-28-235 airplanes only. D - Used on PA-28-150, PA-28-160 and PA-28-180 with serial numbers 28-1761 to 28-4377 inclusive, PA-28-235 with serial numbers 28-10487 to 28-11039 inclusive, and PA-28-140 with serial numbers 28-20002 to 28-24999 inclusive. E - Used on PA-28-150, PA-28-160 and PA-28-180 with serial numbers 28-600 to 28-3377 inclusive, and PA-28-235 with serial numbers 28-10003 to 28-10719 inclusive. F - Used on PA-28-150, PA-28-160 and PA-28-180 with serial numbers 28-3378 to 28-4377 inclusive, and PA-28-235 with serial numbers 28-10720 to 28-11039 inclusive. G - Optional equipment. H - Used on PA-28-150, PA-28-160 and PA-28-180 airplanes only. W - These parts <u>must</u> be ordered from Service Spares Department, Piper Aircraft, <u>Lock Haven, Penna.</u>		

When ordering, always specify Part Number, Description and Serial Number of Aircraft



Figure and Index Number	Part Number	Code	NOMENCLATURE	No. Req.	SERIAL NUMBERS AFFECTED
69-9	465 258		HOLDER - Fuse (#155020)	2	
-10	477 650		NUT - Knurled (#9011)	5	
-11	487 827	W	SWITCH - Starter (#9023)	1	28-1 to 28-599 inclusive
	487 844		SWITCH - Starter (#91100)	1	28-600 and up
-12	487 771		SWITCH - Rotating beacon, landing light, and fuel pump (AN3021-2)	3	
-13	487 770	D	SWITCH - Navigation light (AN3027-1)	1	
-14	487 769	W	SWITCH - Master (AN3027-2)	1	
-15	454 873	W	CLIP - Fuse holder (#125002)	2	
-16	468 002	DW	JACK - Mike (#S12B)	1	
-17	468 006	DW	JACK - Phone (#11)	1	
-18	14314-02	BW	SWITCH - Ignition, with keys	1	
	470 652	C	KIT ASSEMBLY - Ignition switch and cabin door lock	1	
-19	472 649		LIGHTER ASSEMBLY - Cigarette	1	
<p>A - Used on PA-28-140 with serial numbers 28-20002 to 28-24999 inclusive, PA-28-150, PA-28-160 and PA-28-180 with serial numbers 28-1 to 28-4377 inclusive, and PA-28-235 with serial numbers 28-10003 to 28-11039 inclusive.</p> <p>B - Used on PA-28-150, PA-28-160 and PA-28-180 with serial numbers 28-1 to 28-1714 inclusive, and PA-28-235 with serial numbers 28-10003 to 28-10486 inclusive.</p> <p>C - Used on PA-28-140 with serial numbers 28-20002 to 28-24999 inclusive, PA-28-150, PA-28-160 and PA-28-180 with serial numbers 28-1715 to 28-4377 inclusive, and PA-28-235 with serial numbers 28-10487 to 28-11039 inclusive.</p> <p>D - Optional equipment.</p> <p>W - These parts <u>must</u> be ordered from Service Spares Department, Piper Aircraft, <u>Lock Haven, Penna.</u></p>					

When ordering, always specify Part Number, Description and Serial Number of Aircraft

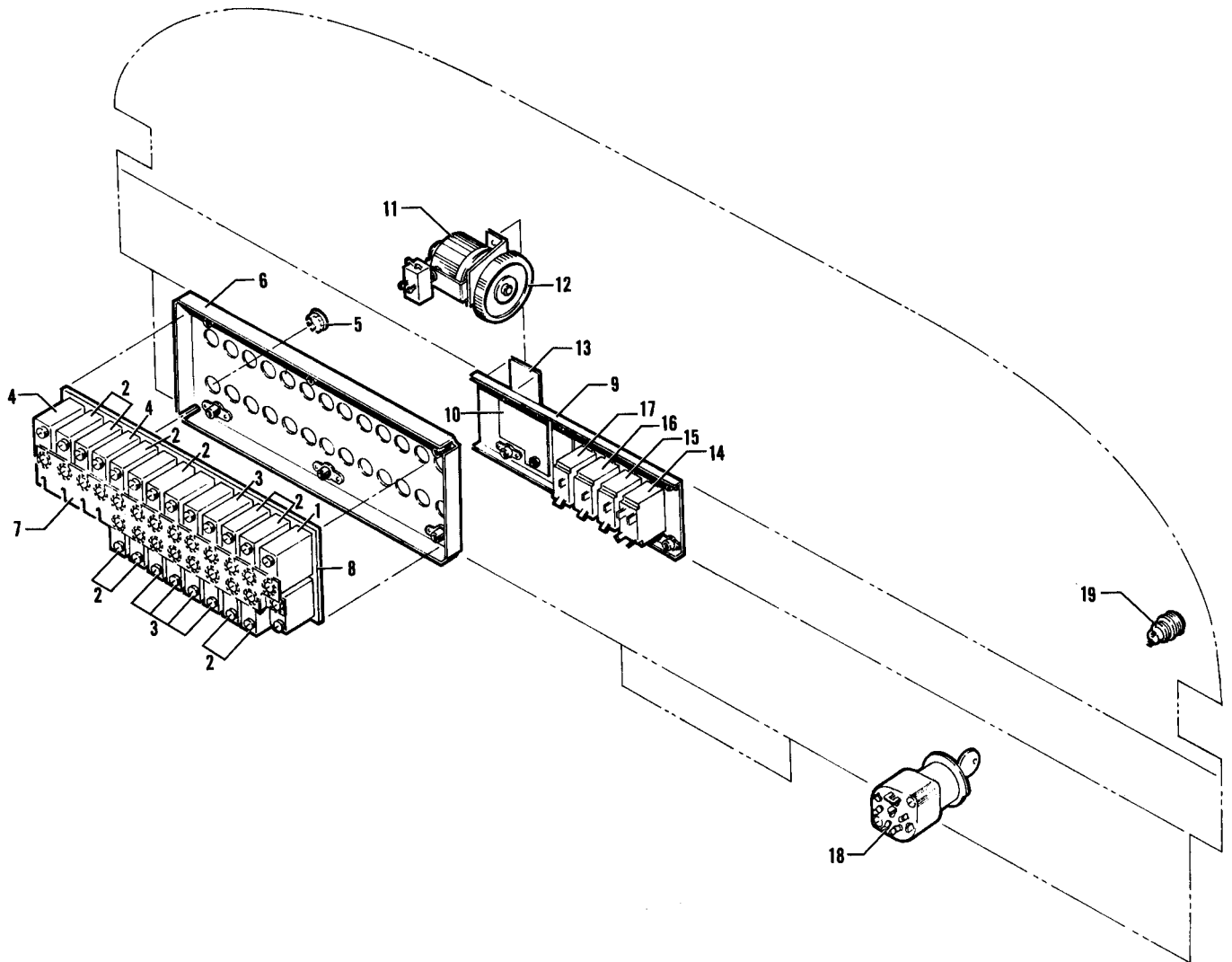


Figure 69A. Instrument Panel Electrical Installation
(PA-28-140 - Serial Nos. 28-25000 and up)



Figure and Index Number	Part Number	Code	NOMENCLATURE	No. Req.	SERIAL NUMBERS AFFECTED
69A-	66718		DRAWING - Instrument Panel Harness Installation		
-1	454 711		CIRCUIT BREAKER - (#1648-004-06008) 60 Amp	1	
-2	454 706		CIRCUIT BREAKER - (#1600-041-00508) 5 Amp	10	28-25000 to 28-25800 inclusive
	454 668		CIRCUIT BREAKER - (#435-205-103) 5 Amp	10	28-25801 and up
-3	454 707		CIRCUIT BREAKER - (#1600-041-01008) 10 Amp	5	28-25000 to 28-25800 inclusive
	454 669		CIRCUIT BREAKER - (#435-210-103) 10 Amp	5	28-25801 and up
-4	454 708		CIRCUIT BREAKER - (#1600-041-01508) 15 Amp	2	28-25000 to 28-25800 inclusive
	454 670		CIRCUIT BREAKER - (#435-215-103) 15 Amp	2	28-25801 and up
-5	453 602		BUTTON - Plug (#SS48152)	20	
-6	67424-08		PANEL ASSEMBLY - Circuit breaker	1	
-7	66744-02		STRIP - Circuit breaker	1	28-25000 to 28-25800 inclusive
	66744-02		STRIP - Circuit breaker	1	28-25801 to 28-26956 inclusive
	67412-04		STRIP - Circuit breaker	1	28-7125001 and up
-8	67409-00		SPACER - Circuit breaker	1	
-9	66643-00		PANEL ASSEMBLY - Switch	1	
-10	66713-00		PLATE - Switch cover	3	
	66747-00		PLATE - Switch cover	1	
-11	68812-02		POTENTIOMETER ASSEMBLY - Panel lights	1	
-12	66748-00		KNOB - Potentiometer	1	
-13	66746-00		PLACARD - Nav/instrument lights	1	
-14	99377-05		SWITCH - Master (#8911K619)	1	
-15	99377-17		SWITCH - Fuel pump, beige (#8911K594)	1	28-25000 to 28-25475 inclusive
	99377-02		SWITCH - Fuel pump, gray (#8911K578)	1	28-25476 and up
-16	99377-18		SWITCH - Landing lights, beige (#8911K596)	1	28-25000 to 28-25475 inclusive
	99377-03		SWITCH - Landing lights, gray (#8911K580)	1	28-25476 and up
-17	99377-16		SWITCH - Anti-collision, beige (#8911K651)	1	28-25000 to 28-25475 inclusive
	99377-06		SWITCH - Anti-collision, gray (#8911K659)	1	28-25476 and up

When ordering, always specify Part Number, Description and Serial Number of Aircraft

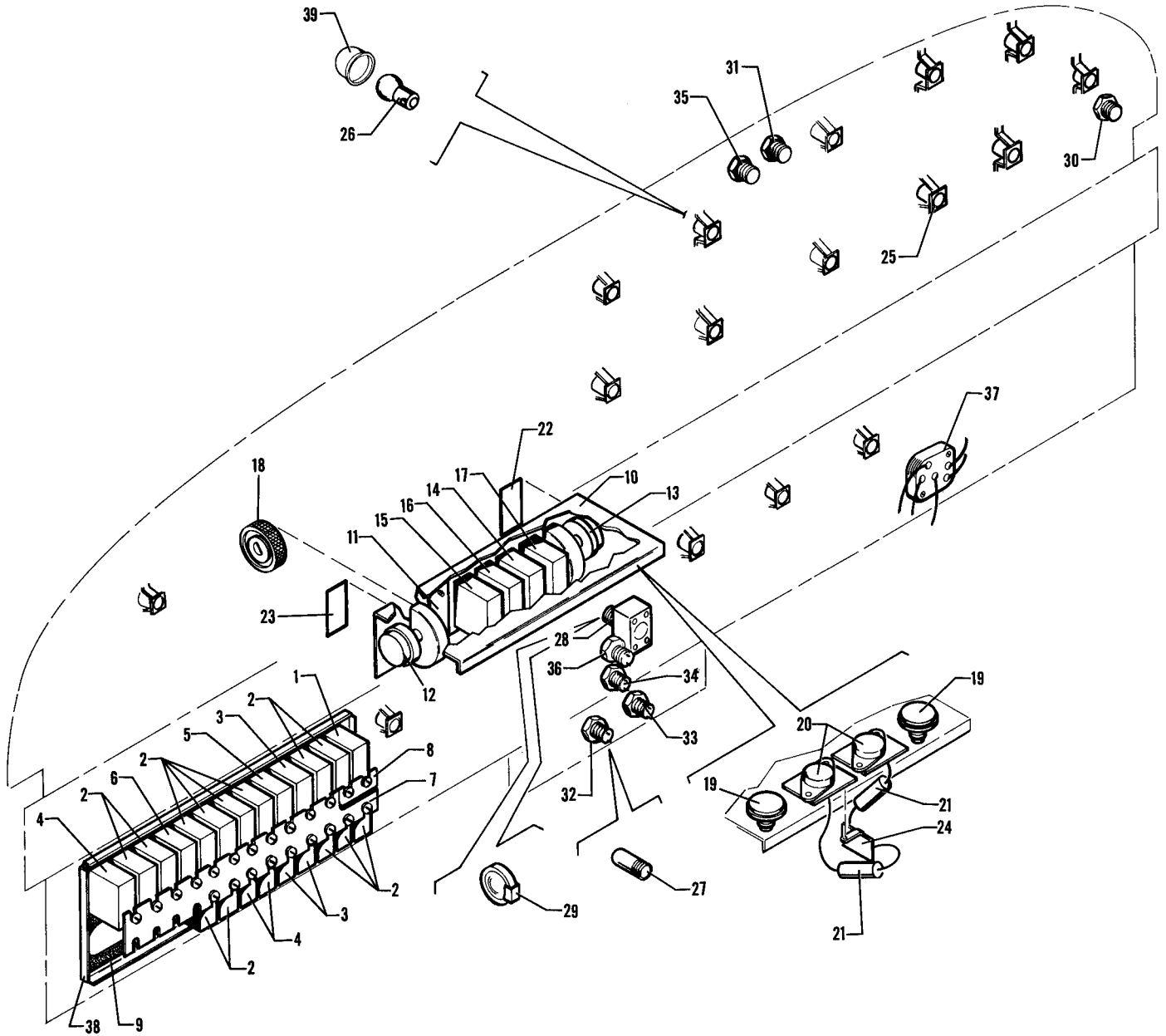


Figure 70. Instrument Panel Electrical Installation

(PA-28-180 - Serial Nos. 28-4378 and up)

(PA-28R-180 - Serial Nos. 28-30005 to 28-30481 inclusive, 28-30483 and up)

(PA-28-235 - Serial Nos. 28-11040 and up)

(PA-28R-200 - Serial Nos. 28-30482, 28-35001 and up)



Figure and Index Number	Part Number	Code	NOMENCLATURE	No. Req.	SERIAL NUMBERS AFFECTED
70-	67460 65841 69266	D C E	DRAWING - Instrument Panel Harness Installation DRAWING - Instrument Panel Harness Installation DRAWING - Instrument Panel Harness Installation		28-30005 and up 28-4378 and up 28-11040 and up
-1	454 701 454 711	F G	CIRCUIT BREAKER - Black button (#1648-003-60), 60 Amp CIRCUIT BREAKER - White button (#1648-004-06008), 60 Amp	1 1	
-2	454 700 454 706	F G	CIRCUIT BREAKER - Black button (#MP1600P-5), 5 Amp CIRCUIT BREAKER - White button (#1600-041-00508), 5 Amp	13 13	
-3	454 702 454 707	F G	CIRCUIT BREAKER - Black button (#MP1600P-10), 10 Amp CIRCUIT BREAKER - White button (#1600-041-01008), 10 Amp	3 3	
-4	454 703 454 708	F G	CIRCUIT BREAKER - Black button (#MP1600P-15), 15 Amp CIRCUIT BREAKER - White button (#1600-041-01508), 15 Amp	3 3	
-5	454 704 454 710	F G	CIRCUIT BREAKER - Black button (#MP1600P-25), 25 Amp CIRCUIT BREAKER - White button (#1600-041-02508), 25 Amp	1 1	
-6	454 703 454 705 454 709	H J K	CIRCUIT BREAKER - Black button (#MP1600P-15), 15 Amp CIRCUIT BREAKER - Black button (#MP1600P-20), 20 Amp CIRCUIT BREAKER - White button (#1600-041-02008), 20 Amp	1 1 1	
	454 708	B	CIRCUIT BREAKER - White button (#1600-041-01508), 15 Amp	1	
<p>A - Used on PA-28-180 with serial numbers 28-4378 and up, PA-28-235 with serial numbers 28-11040 and up, PA-28R-180 and PA-28R-200 airplanes.</p> <p>B - Used on PA-28-180 with serial numbers 28-5228 and up, and PA-28-235 with serial numbers 28-11301 and up.</p> <p>C - Used on PA-28-180 airplanes only.</p> <p>D - Used on PA-28R-180 and PA-28R-200 airplanes only.</p> <p>E - Used on PA-28-235 airplanes only.</p> <p>F - Used on PA-28-180 with serial numbers 28-4378 to 28-5227 inclusive, PA-28-235 with serial numbers 28-11040 to 28-11300 inclusive, and PA-28R-180 with serial numbers 28-30005 to 28-30481 inclusive, 28-30483 to 28-31120 inclusive.</p> <p>G - Used on PA-28-180 with serial numbers 28-5228 and up, PA-28-235 with serial numbers 28-11301 and up, PA-28R-180 with serial numbers 28-31121 and up, and PA-28R-200 with serial numbers 28-30482, 28-35001 and up.</p> <p>H - Used on PA-28-180 with serial numbers 28-4378 to 28-5227 inclusive, and PA-28-235 with serial numbers 28-11040 to 28-11300 inclusive.</p> <p>J - Used on PA-28R-180 with serial numbers 28-30005 to 28-30481 inclusive, 28-30483 to 28-31120 inclusive.</p> <p>K - Used on PA-28R-180 with serial numbers 28-31121 and up, and PA-28R-200 with serial numbers 28-30482, 28-35001 and up.</p>					

When ordering, always specify Part Number, Description and Serial Number of Aircraft

PA-28-180
PA-28-235
PA-28R-180
PA-28R-200



Figure and Index Number	Part Number	Code	NOMENCLATURE	No. Req.	SERIAL NUMBERS AFFECTED
70-7	67412-02	D	STRIP - Circuit breaker	1	
	67412-04	F	STRIP - Circuit breaker	1	
-8	67412-03	D	STRIP - Circuit breaker	1	
-9	67409-00		SPACER - Circuit breaker	1	
-10	67407-00		PANEL ASSEMBLY - Switch	1	
-11	66713-00		PLATE - Switch cover	3	
-12	67435-02	B	POTENTIOMETER ASSEMBLY - Panel lights	1	
-13	67435-03	B	POTENTIOMETER ASSEMBLY - Dome lights	1	
-14	99377-17	D	SWITCH - Fuel pump, beige (#8911K594)	1	
	99377-02	F	SWITCH - Fuel pump, gray (#8911K578)	1	
-15	99377-16	DG	SWITCH - Anti-collision, beige (#8911K651)	1	
	99377-06	FG	SWITCH - Anti-collision, gray (#8911K659)	1	
-16	99377-18	D	SWITCH - Landing light, beige (#8911K596)	1	
	99377-03	F	SWITCH - Landing light, gray (#8911K580)	1	
-17	487 868	C	SWITCH - Master (#8911K577)	1	
	99377-05	E	SWITCH - Master (#8911K619)	1	
-18	67437-00	B	KNOB - Instrument lights	2	
-19	489 384	B	TRANSISTOR - (#2N443)	2	
-20	489 385	B	TRANSISTOR - (#2N669)	2	
-21	484 426	B	RESISTOR - (100 ohm, 2 watts)	2	
-22	67429-02	BJ	PLACARD - Instrument lights, dome, woodgrain background	1	
	66970-02	BH	PLACARD - Instrument lights, dome, black background	1	
-23	67429-03	BJ	PLACARD - Instrument lights, panel, woodgrain background	1	
	66970-03	BH	PLACARD - Instrument lights, panel, black background	1	
			A - Used on PA-28-180 with serial numbers 28-4378 and up, PA-28-235 with serial numbers 28-11040 and up, PA-28R-180 and PA-28R-200 airplanes.		
			B - Optional equipment.		
			C - Used on PA-28-180 with serial numbers 28-4378 to 28-5679 inclusive, PA-28R-180 with serial numbers 28-30005 to 28-30481, 28-30483 to 28-31078 inclusive, and PA-28-235 with serial numbers 28-11040 to 28-11285.		
			D - Used on PA-28-180 with serial numbers 28-4378 to 28-5869 inclusive, PA-28R-180 with serial numbers 28-30005 to 28-30481 inclusive, 28-30483 to 28-31279 inclusive, PA-28R-200 with serial numbers 28-30482, 28-35001 to 28-35830 inclusive, and PA-28-235 with serial numbers 28-11040 to 28-11393 inclusive.		
			E - Used on PA-28-180 with serial numbers 28-5680 and up, PA-28R-180 with serial numbers 28-31079 and up, PA-28R-200 with serial numbers 28-30482, 28-35001 and up, and PA-28-235 with serial numbers 28-11286 and up.		
			F - Used on PA-28-180 with serial numbers 28-7105001 and up, PA-28R-180 with serial numbers 28-7130001 and up, PA-28R-200 with serial numbers 28-7135001 and up, and PA-28-235 with serial numbers 28-7110001 and up.		
			G - See Figure 73A if anti-collision wing tip strobe lights are installed.		
			H - Used on PA-28-180 with serial numbers 28-5601 and up, PA-28R-180 with serial numbers 28-31251 and up, PA-28R-200 with serial numbers 28-35601 and up, and PA-28-235 with serial numbers 28-11301 and up.		
			J - Used on PA-28-180 with serial numbers 28-4378 to 28-5600 inclusive, PA-28R-180 with serial numbers 28-30005 to 28-30481 inclusive, 28-30483 to 28-31250 inclusive, PA-28R-200 with serial numbers 28-30482, 28-35001 to 28-35600 inclusive, and PA-28-235 with serial numbers 28-11040 to 28-11300 inclusive.		

When ordering, always specify Part Number, Description and Serial Number of Aircraft



Figure and Index Number	Part Number	Code	NOMENCLATURE	No. Req.	SERIAL NUMBERS AFFECTED
70-24	487 700	H	STRIP - Terminal (#1064)	1	
-25	67418-00	H	HOLDER ASSEMBLY - Instrument lamp	16	
-26	472 051	J	BULB - (#53R)	16	
	472 056	B	BULB - (#53)	16	
-27	472 054	DW	BULB - (#330)	7	
-28	487 936	D	SWITCH - Landing gear (#8906-K1385)	1	
-29	67439-00	D	KNOB - Landing gear switch	1	
-30	67422-04		LIGHT - Indicator (stall warning)	1	
-31	67422-09	K	LIGHT - Indicator (warning gear up)	1	
	67422-11	L	LIGHT - Indicator (warning gear unsafe)	1	
-32	67422-05	D	LIGHT - Indicator (left gear)	1	
-33	67422-06	D	LIGHT - Indicator (right gear)	1	
-34	67422-07	D	LIGHT - Indicator (nose gear)	1	
-35	67422-08	D	LIGHT - Indicator (gear in transit)	1	
-36	67422-10	LM	LIGHT - Indicator (auto extender off)	1	28-7235001 and up
-37	470 713	F	KIT ASSEMBLY - Ignition switch and cabin door lock	1	
	470 728	G	KIT ASSEMBLY - Ignition switch, cabin door lock and baggage door lock	1	
-38	67424-07	D	PANEL ASSEMBLY - Circuit breaker	1	
	67424-08	CE	PANEL ASSEMBLY - Circuit breaker	1	
-39	460 602	B	FILTER - Lunar white (#1813-26)	16	
			A - Used on PA-28-180 with serial numbers 28-4378 and up, PA-28-235 with serial numbers 28-11040 and up, PA-28R-180 and PA-28R-200 airplanes.		
			B - Used on PA-28-180 with serial numbers 28-5601 and up, PA-28R-180 with serial numbers 28-31251 and up, PA-28R-200 with serial numbers 28-35601 and up, and PA-28-235 with serial numbers 28-11301 and up.		
			C - Used on PA-28-180 airplanes only.		
			D - Used on PA-28R-180 and PA-28R-200 airplanes only.		
			E - Used on PA-28-235 airplanes only.		
			F - Used on PA-28-180 with serial numbers 28-4378 to 28-5313 inclusive, PA 28R-180 with serial numbers 28-30005 to 28-30481 inclusive, 28-30483 to 28-31092 inclusive, and PA-28-235 with serial numbers 28-11040 to 28-11227 inclusive.		
			G - Used on PA-28-180 with serial numbers 28-5314 and up, PA-28R-180 with serial numbers 28-31093 and up, PA-28R-200 with serial numbers 28-30482, 28-35001 and up, and PA-28-235 with serial numbers 28-11228 and up.		
			H - Optional equipment.		
			J - Used on PA-28-180 with serial numbers 28-4378 to 28-5600 inclusive, PA-28R-180 with serial numbers 28-30005 to 28-30481 inclusive, 28-30483 to 28-31250 inclusive, PA-28R-200 with serial numbers 28-30482, 28-35001 to 28-35600 inclusive, and PA-28-235 with serial numbers 28-11040 to 28-11300 inclusive.		
			K - Used on PA-28R-180 airplanes only.		
			L - Used on PA-28R-200 airplanes only.		
			M - Used on PA-28R-180 with serial numbers 28-30005 to 28-7130019 inclusive, and PA-28R-200 with serial numbers 28-35001 to 28-7135238 inclusive if Kit 760 542, Landing Gear Back-Up Actuator Override Mechanism, has been installed.		
			W - These parts <u>must</u> be ordered from Service Spares Department, Piper Aircraft, <u>Lock Haven, Penna.</u>		

When ordering, always specify Part Number, Description and Serial Number of Aircraft

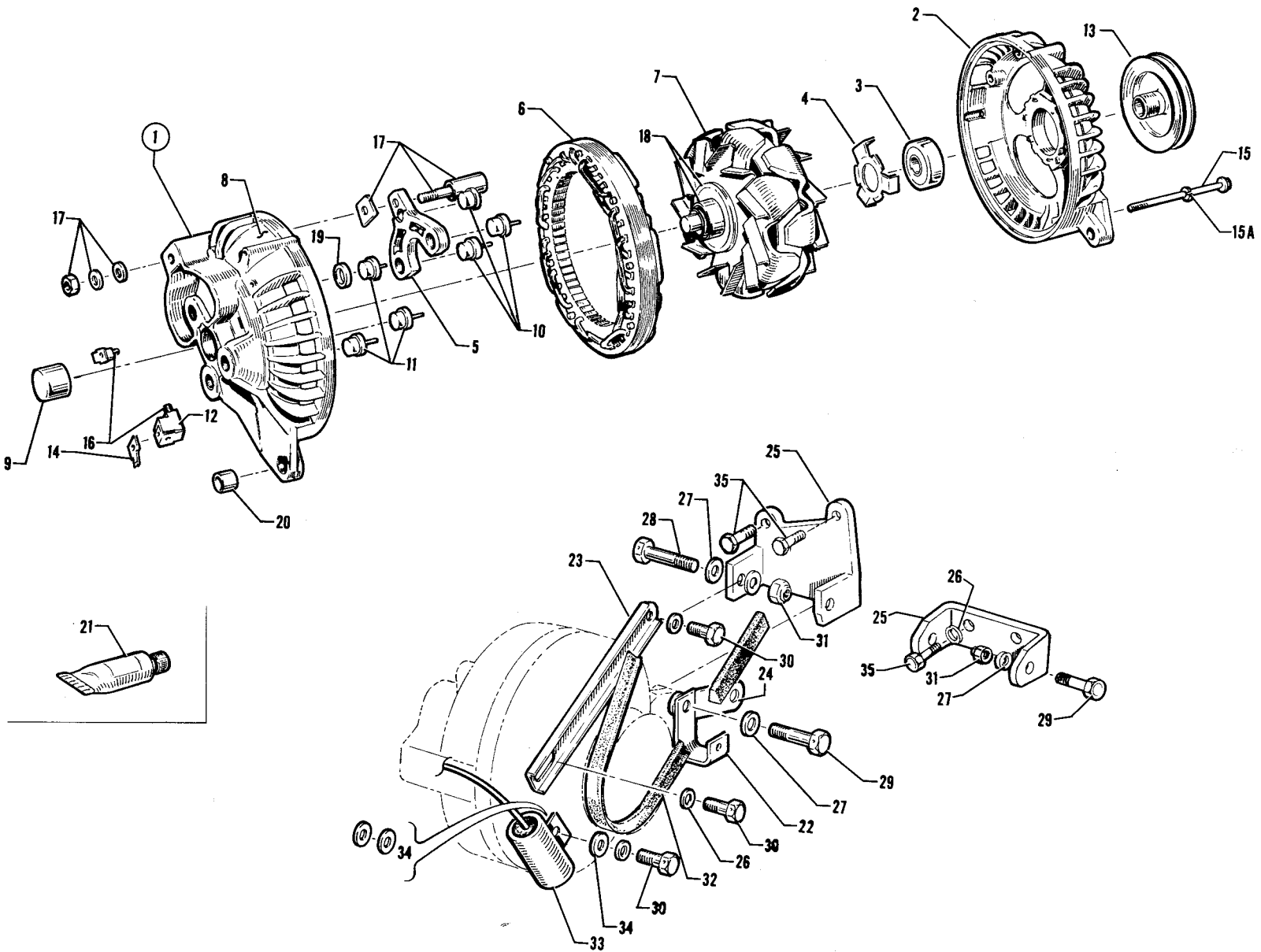


Figure 71. Alternator Installation



Figure and Index Number	Part Number	Code	NOMENCLATURE	No. Req.	SERIAL NUMBERS AFFECTED
71-	63710 65200 63522	A B C	DRAWING - Alternator Installation DRAWING - Alternator Installation DRAWING - Alternator Installation		
-1	451 891	D	ALTERNATOR ASSEMBLY - (#2642996) 37 amp	1	
	451 892	E	ALTERNATOR ASSEMBLY - (#2642997) 60 amp	1	
-2	756 159		SHIELD ASSEMBLY - Drive end (#2098634)	1	
-3	753 375		BEARING - Drive end shield (#2098478)	1	
-4	755 846		PLATE - Bearing retainer (#2095012)	1	
-5	751 955		HEAT SINK - Rectifier (#2095925)	1	
-6	756 160	FG	STATOR ASSEMBLY - (#2095427)	1	
	756 250	H	STATOR ASSEMBLY - (#3000008)	1	
-7	752 865	F	ROTOR ASSEMBLY - (#2098632)	1	
	756 014	G	ROTOR ASSEMBLY - (#2642994)	1	
	755 943	H	ROTOR ASSEMBLY - (#2642195)	1	
-8	756 161		SHIELD ASSEMBLY - Rectifier end (#2098646)	1	
-9	753 376		BEARING - Rectifier end shield (#2098512)	1	
-10	752 866	FG	RECTIFIER - Positive (#2098288)	3	
	755 944	H	RECTIFIER - Positive (#3000046)	3	
-11	752 867	FG	RECTIFIER - Negative (#2098287)	3	
	755 945	H	RECTIFIER - Negative (#3000047)	3	
-12	751 956		HOLDER - Brush (#2095038)	1	
-13	755 847	F	PULLEY ASSEMBLY - (#2095664)	1	
	757 311	GH	PULLEY ASSEMBLY - (#2642706)	1	

Note: Refer to Figure 32A if air conditioning is installed.

- A - Used on PA-28-140 with serial numbers 28-20002 to 28-20217 inclusive, PA-28-150, PA-28-160 and PA-28-180 with serial numbers 28-508 to 28-1760.
- B - Used on PA-28-150, PA-28-160 and PA-28-180 with serial numbers 28-1761 and up, PA-28-235, PA-28R-180 and PA-28R-200.
- C - Used on PA-28-140 airplanes with serial numbers 28-20218 and up.
- D - Used on PA-28-150, PA-28-160 and PA-28-180 with serial numbers 28-508 to 28-3377 inclusive, PA-28-235 with serial numbers 28-10003 to 28-10719 inclusive, and PA-28-140 with serial numbers 28-20002 to 28-24999 inclusive.
- E - Used on PA-28-235 with serial numbers 28-10720 and up, PA-28-150, PA-28-160 and PA-28-180 with serial numbers 28-3378 and up, PA-28-140 with serial numbers 28-25000 and up, PA-28R-180 and PA-28R-200 airplanes.
- F - Used on alternator which is stamped with number 2098640 or 2098615.
- G - Used on alternator which is stamped with number 2642995 or 2642996.
- H - Used on alternator which is stamped with number 2642197, 2642210 or 2642997.

When ordering, always specify Part Number, Description and Serial Number of Aircraft



Figure and Index Number	Part Number	Code	NOMENCLATURE	No. Req.	SERIAL NUMBERS AFFECTED
71-14	753 039		TERMINAL - Fiel (#2098642)	1	
-15	756 757		KIT - Frame screw and lock washer (#2448261)	1	
-15a	753 210		LOCK WASHER - (#2098637)	1	
-16	756 758	FH	KIT - Brush and insulator assembly (#2448262)	1	
	757 142	G	KIT - Brush and insulator assembly (#2084673)	1	
-17	756 759		KIT - Internal capacitor and insulators (#2421137)	1	
-18	757 143		KIT - Rotor grease retainer, washer and slip ring (#2586512)	1	
-19	756 761		KIT - Rectifier heat sink spacers (#2421138)	1	
-20	753 380		BUSHING - Alternator end shield (#2095052)	1	
-21	753 884		CEMENT - Lead wire (#2299314)	1	
-22	63695-00	AJ	CLIP - Alternator support	1	
-23	63696-00	D	CHANNEL - Alternator support	1	
	63531-00	E	CHANNEL - Alternator support	1	
-24	63697-00	A	LINK - Alternator support	1	
-25	63698-00	A	BRACKET ASSEMBLY - Alternator support	1	
	65199-00	B	BRACKET - Alternator support	1	
	63520-00	C	BRACKET ASSEMBLY - Alternator support	1	
-26	407 566	ACW	WASHER - (AN960-516)	7	
	407 137	BW	WASHER - (AN936-A516)	7	
-27	407 567	W	WASHER - (AN960-616)	4	
-28	401 395	W	BOLT - (AN6-14A)	1	
-29	401 396	AJW	BOLT - (AN6-15A)	1	
	401 394	BW	BOLT - (AN6-13A)	1	
<p><u>Note:</u> Refer to Figure 32A if air conditioning is installed.</p> <p>A - Used on PA-28-140 with serial numbers 28-20002 to 28-20217 inclusive, PA-28-150, PA-28-160 and PA-28-180 with serial numbers 28-508 to 28-1760.</p> <p>B - Used on PA-28-150, PA-28-160 and PA-28-180 with serial numbers 28-1761 and up, PA-28-235, PA-28R-180 and PA-28R-200 airplanes.</p> <p>C - Used on PA-28-140 with serial numbers 28-20218 and up.</p> <p>D - Used on PA-28-140 with serial numbers 28-20002 to 28-20895 inclusive, PA-28-150, PA-28-160 and PA-28-180 with serial numbers 28-508 to 28-2252 inclusive, and PA-28-235 with serial numbers 28-10003 to 28-10660 inclusive.</p> <p>E - Used on PA-28-140 with serial numbers 28-20896 and up, PA-28-150, PA-28-160 and PA-28-180 with serial numbers 28-2253 and up, PA-28-235 with serial numbers 28-10661 and up, PA-28R-180 and PA-28R-200 airplanes.</p> <p>F - Used on alternator which is stamped with number 2098640 or 2098615.</p> <p>G - Used on alternator which is stamped with number 2642995 or 2642996.</p> <p>H - Used on alternator which is stamped with number 2642197, 2642210 or 2642997.</p> <p>J - Used on PA-28-140 with serial numbers 28-20218 to 28-7125471 inclusive.</p> <p>W - These parts <u>must</u> be ordered from Service Spares Department, Piper Aircraft, <u>Lock Haven, Penna.</u></p>					

When ordering, always specify Part Number, Description and Serial Number of Aircraft



Figure and Index Number	Part Number	Code	NOMENCLATURE	No. Req.	SERIAL NUMBERS AFFECTED	
71-30	401 971	W	BOLT - (MS20074-05-06)	3	28-770 and up	
-31	404 890	W	NUT - (MS20365-624C)	2		
-32	452 407	D	BELT - V (#8110-604)	1		
	452 541	C	BELT - V (#8114-1814)	1		
-33	454 083	W	CAPACITOR - (AR-1)	1		
-34	494 076		WASHER - (#1434)	3		
-35	401 925	A	BOLT - (MS20074-04-12)	2		
	401 971	BW	BOLT - (MS20074-05-06)	2		
<p><u>Note:</u> Refer to Figure 32A if air conditioning is installed.</p> <p>A - Used on PA-28-140 with serial numbers 28-20002 to 28-20217 inclusive, PA-28-150, PA-28-160 and PA-28-180 with serial numbers 28-508 to 28-1760 inclusive.</p> <p>B - Used on PA-28-150, PA-28-160 and PA-28-180 with serial numbers 28-1761 and up, PA-28-235, PA-28R-180 and PA-28R-200 airplanes.</p> <p>C - Used on PA-28-140 with serial numbers 28-20002 and up, PA-28-180 with serial numbers 28-3691 and up, PA-28-235 with serial numbers 28-10769 and up, PA-28R-180 and PA-28R-200 airplanes.</p> <p>D - Used on PA-28-150, PA-28-160 and PA-28-180 with serial numbers 28-508 to 28-3690 inclusive, and PA-28-235 with serial numbers 28-10003 to 28-10768 inclusive.</p> <p>W - These parts <u>must</u> be ordered from Service Spares Department, Piper Aircraft, <u>Lock Haven, Penna.</u></p>						

When ordering, always specify Part Number, Description and Serial Number of Aircraft

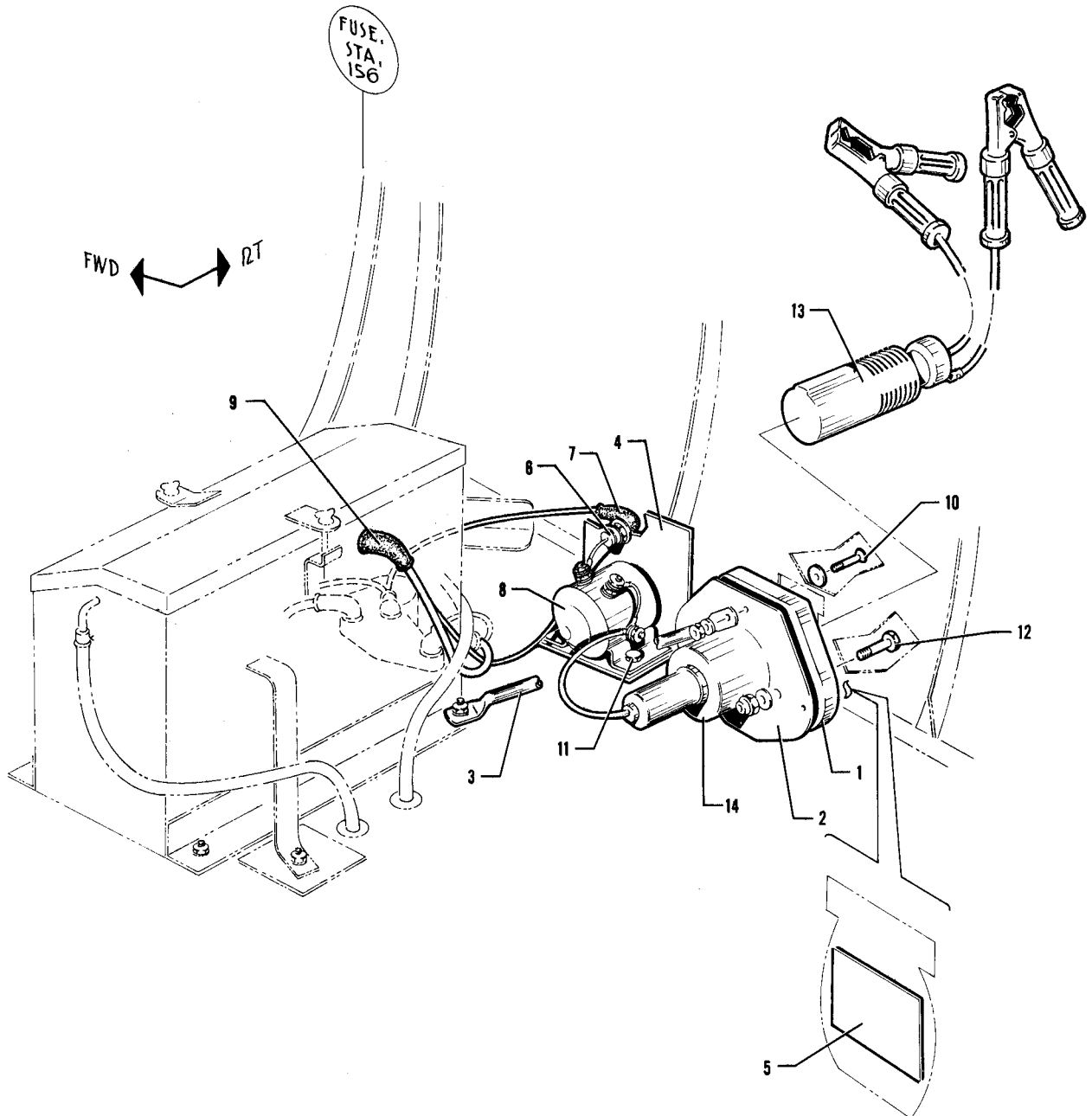


Figure 72. External Power Supply Installation

PA-28-150
 PA-28-160
 PA-28-180
 PA-28-235
 PA-28R-180
 PA-28R-200



Figure and Index Number	Part Number	Code	NOMENCLATURE	No. Req.	SERIAL NUMBERS AFFECTED
72-	62225 65647	A B	DRAWING - External Power Supply Installation DRAWING - External Power Supply Installation		
-1	62226-00	W	SPACER - Auxiliary power receptacle	1	
-2	62227-00	W	PLATE - Auxiliary power receptacle	1	
-3	62228-00	AW	TUBE - Auxiliary power receptacle support	1	
	65649-00	B	TUBE - Auxiliary power receptacle support	1	
-4	62342-00	AW	BRACKET - Power relay	1	
	68198-00	B	SUPPORT - Diode mounting	1	
-5	62343-00	W	PLACARD - External power	1	
-6	456 728	W	DIODE - (#IN3208)	1	
-7	476 673	W	NIPPLE - (MS25171-1S)	1	
-8	484 373	W	SOLENOID - (#24059)	1	
-9	66580-02		BOOT - (476 695)	1	
-10	416 794	W	SCREW - (AN507-1032R14)	4	
	494 087	W	WASHER - (#A3235-020-1)	4	
	407 564	W	WASHER - (AN960-10)	4	
	404 835	W	NUT - (MS20364-1032C)	4	
-11	400 002	W	BOOT - (AN4-5A)	2	
	407 565	W	WASHER - (AN960-416)	2	
	404 888	W	NUT - (MS20365-428C)	2	
-12	401 185	W	BOLT - (AN5-5A)	2	
	407 566	W	WASHER - (AN960-516)	2	
	404 837	W	NUT - (MS20364-524C)	2	
-13	62355-02	W	PLUG ASSEMBLY - Power connector	1	
-14	62355-03	W	SOCKET ASSEMBLY - Power connector	1	
			A - Used on PA-28-235 with serial numbers 28-10003 to 28-10719 inclusive, PA-28-150, PA-28-160 and PA-28-180 with serial numbers 28-1 to 28-4377 inclusive.		
			B - Used on PA-28-235 with serial numbers 28-10720 and up, PA-28-180 with serial numbers 28-4378 and up, PA-28R-180 and PA-28R-200 airplanes.		
			W - These parts <u>must</u> be ordered from Service Spares Department, Piper Aircraft, <u>Lock Haven, Penna.</u>		

When ordering, always specify Part Number, Description and Serial Number of Aircraft

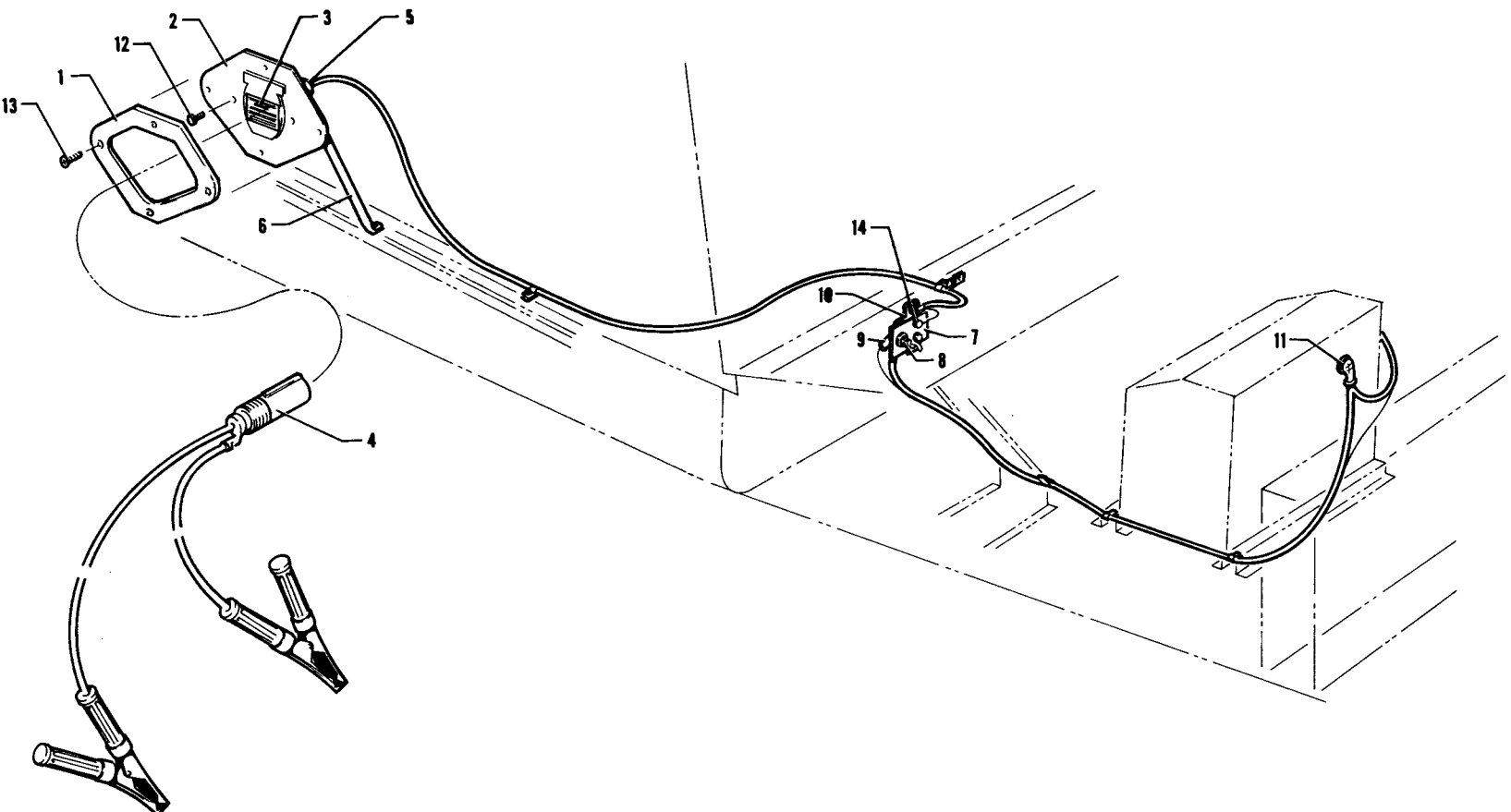


Figure 73. External Power Supply Installation



Figure and Index Number	Part Number	Code	NOMENCLATURE	No. Req.	SERIAL NUMBERS AFFECTED
73-	65529	A	DRAWING - External Power Supply		
	66745	B	DRAWING - External Power Supply		
-1	62226-00	W	SPACER - Auxiliary power receptacle	1	
-2	62227-00	W	PLATE - Auxiliary power receptacle	1	
-3	62343-00	W	PLACARD - External power	1	
-4	62355-02	W	PLUG ASSEMBLY - Power connector	1	
-5	62355-06		SOCKET ASSEMBLY - Power connector	1	
-6	65528-00		TUBE - Auxiliary power receptacle support	1	28-20002 to 28-25460 inclusive
	99306-00		TUBE - Auxiliary power receptacle support	1	28-25461 and up
-7	68198-00		SUPPORT - Diode	1	
-8	456 728	W	DIODE - (#IN3208)	1	
-9	476 673	W	NIPPLE - Diode (MS25171-1S)	1	
-10	484 373	W	SOLENOID - (#24059)	1	
-11	66580-02		BOOT - (476 695)	1	
-12	401 185	W	BOLT - (AN5-5A)	2	
	407 566	W	WASHER - (AN960-516)	2	
	404 837	W	NUT - (MS20364-524C)	2	
-13	416 794	W	SCREW - (MS24693-S275)	4	
	494 087	W	WASHER - (#A3235-020-1)	4	
	407 564	W	WASHER - (AN960-10)	4	
	404 835	W	NUT - (MS20364-1032C)	4	
-14	401 307	W	BOLT - (AN4-4A)	2	
	407 565	W	WASHER - (AN960-416)	2	
	404 888	W	NUT - (MS20365-428C)	2	

A - Used on PA-28-140 with serial numbers 28-20002 to 28-24999 inclusive.
 B - Used on PA-28-140 with serial numbers 28-25000 and up.
 W - These parts must be ordered from Service Spares Department, Piper Aircraft, Lock Haven, Penna.

When ordering, always specify Part Number, Description and Serial Number of Aircraft

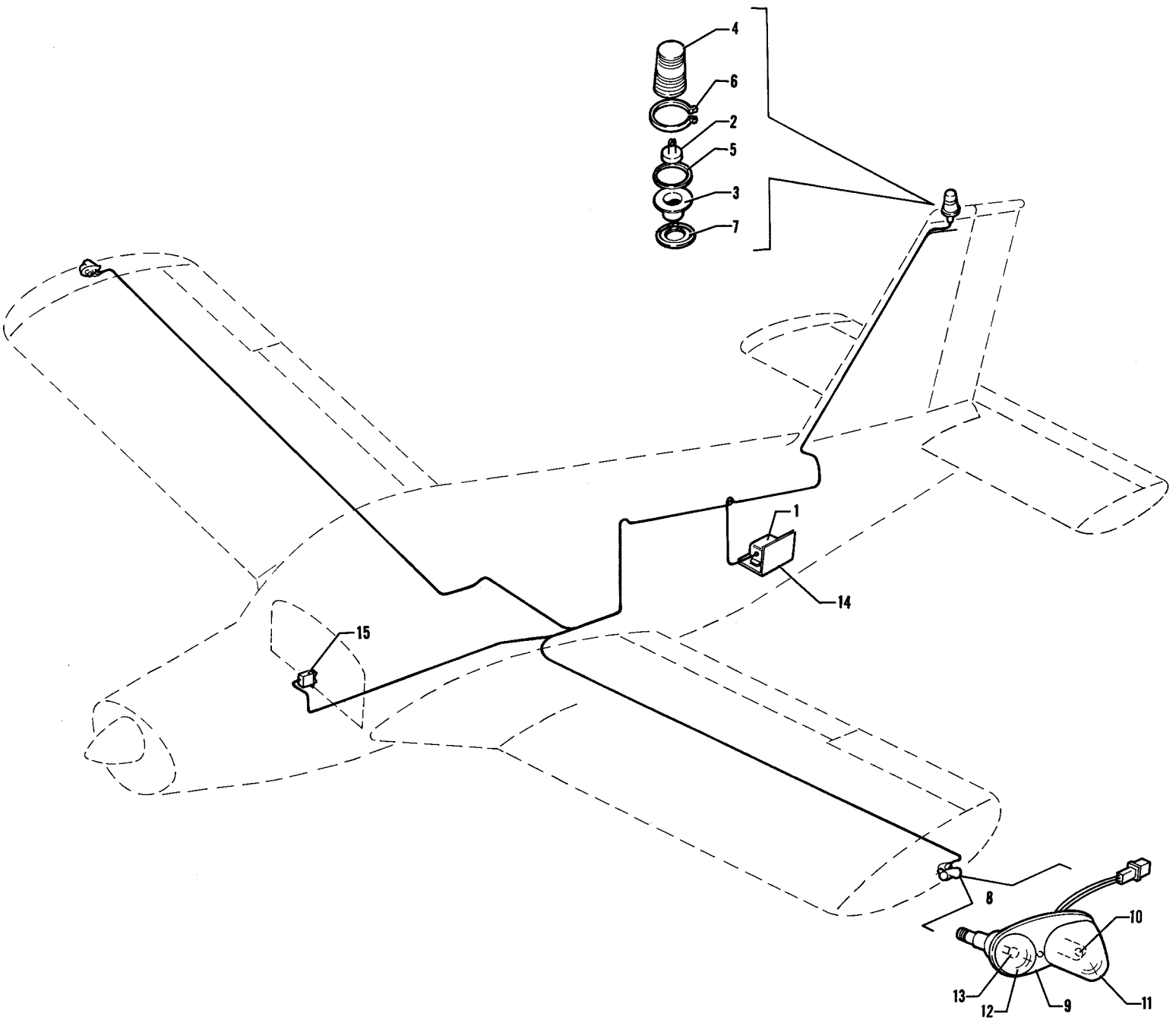


Figure 73A. Anti-Collision Strobe Lights Installation

ADDED: NOVEMBER 1971

- 363A -

- PA-28-140
- PA-28-180
- PA-28-235
- PA-28R-180
- PA-28R-200



Figure and Index Number	Part Number	Code	NOMENCLATURE	No. Req.	SERIAL NUMBERS AFFECTED
73A-	99030	A	DRAWING - Anti-Collision Strobe Lights Installation		
-1	757 359	BW	POWER SUPPLY - Strobe light	1	
	757 370	C	POWER SUPPLY - Strobe light	1	
-2	757 635	W	LIGHT ASSEMBLY - Strobe, fin, red	1	
-3	757 634	W	SOCKET - Tube	1	
-4	761 161		LENS - Strobe light, red	1	
-5	755 005	W	GASKET - Strobe light	1	
-6	755 200	W	CLAMP ASSEMBLY - Ring	1	
-7	751 312		ADAPTER - Mounting plate	1	
-8	761 158	W	LIGHT ASSEMBLY - Navigation and strobe, wing tip, red	1	
	761 159	W	LIGHT ASSEMBLY - Navigation and strobe, wing tip, green	1	
-9	756 037	W	RETAINER - Light lens	1	
-10	761 156	W	TUBE ASSEMBLY - Flash, tip	1	
-11	761 157	W	LENS - Wing tip strobe	1	
-12	751 202	W	LENS - Navigation, red	1	
	751 201	W	LENS - Navigation, green	1	
-13	751 381	W	BULB - (#1512)	1	
-14	99031-00		BRACKET ASSEMBLY - Power supply mounting	1	
-15	99377-16	B	SWITCH - Anti-collision, beige (#8911K651)	1	
	99377-06	B	SWITCH - Anti-collision, gray (#8911K659)	1	
	99377-07	C	SWITCH - Anti-collision, gray (#8911K660)	1	
			<p>A - Used on PA-28-140 with serial numbers 28-26401 and up, PA-28-180 with serial numbers 28-5601 and up, PA-28-235 with serial numbers 28-11301 and up, PA-28R-180 with serial numbers 28-31251 and up, and PA-28R-200 with serial numbers 28-35601 and up.</p> <p>B - Used if anti-collision white strobe wing tip lights <u>are not installed.</u></p> <p>C - Used if anti-collision white strobe wing tip lights <u>are installed.</u></p> <p>W - These parts must be ordered from Service Spares Department, Piper Aircraft, <u>Lock Haven, Penna.</u></p>		

When ordering, always specify Part Number, Description and Serial Number of Aircraft

PA-28-140
PA-28-180
PA-28-235
PA-28R-180
PA-28R-200

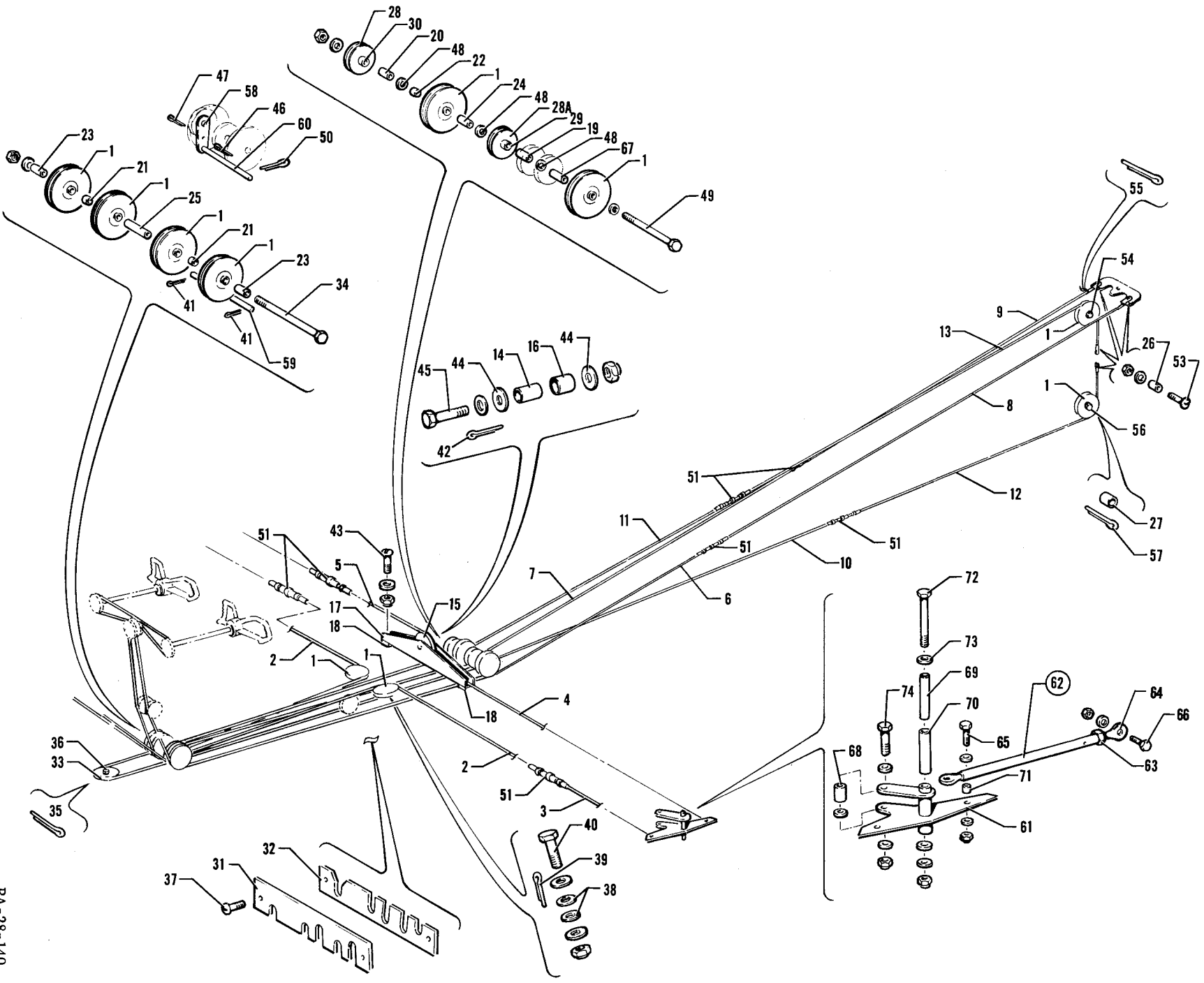


Figure 74. Control System Installation



Figure and Index Number	Part Number	Code	NOMENCLATURE	No. Req.	SERIAL NUMBERS AFFECTED
74-	62700	E	DRAWING - Control System Installation		
	65580	F	DRAWING - Control System Installation		
	66697	G	DRAWING - Control System Installation		
	62010	A	DRAWING - Wing (Complete)		
	62015	B	DRAWING - Wing (Complete)		
	65601	D	DRAWING - Wing (Complete)		
	65042	C	DRAWING - Wing (Complete)		28-10003 to 28-10675 inclusive
	65468	C	DRAWING - Wing (Complete)		28-10676 to 28-10719 inclusive
	65561	C	DRAWING - Wing (Complete)		28-10720 and up
-1	41001-04		PULLEY - 2 3/4" diameter	10	
-2	62701-02		CABLE - Forward aileron	2	
-3	62701-03		CABLE - Aileron, wing	2	
-4	62701-04		CABLE - Aileron balance, left	1	
-5	62701-05		CABLE - Aileron balance, right	1	
-6	62701-06		CABLE - Forward rudder, left	1	
-7	62701-07		CABLE - Forward rudder, right	1	
-8	62701-08		CABLE - Aft rudder, left	1	
-9	62701-09		CABLE - Aft rudder, right	1	
-10	62701-10		CABLE - Forward stabilator, left	1	
-11	62701-11		CABLE - Forward stabilator, right	1	
-12	62701-12		CABLE - Aft stabilator, bottom	1	
-13	62701-13		CABLE - Aft stabilator, top	1	
-14	62712-03		BEARING - Inner	1	
-15	62711-02		PULLEY	1	
-16	62713-03		BEARING - Outer	1	
-17	62746-00		BRACKET - Pulley	1	
-18	62762-00		FILLER BLOCK	2	
			A - Used on airplanes with serial numbers 28-1 to 28-45, 28-47 to 28-54, 28-56, 28-57, 28-61 to 28-77, 28-79 to 28-84, 28-86 to 28-89, 28-92 to 28-94 inclusive.		
			B - Used on PA-28-150, PA-28-160 and PA-28-180 with serial numbers 28-46, 28-55, 28-58, 28-59, 28-60, 28-78, 28-85, 28-90, 28-91, 28-95 to 28-2477 inclusive, and PA-28-140 with serial numbers 28-20002 to 28-24999 inclusive.		
			C - Used on PA-28-235 airplanes only.		
			D - Used on PA-28-140 with serial numbers 28-25000 and up, PA-28-150, PA-28-160 and PA-28-180 with serial numbers 28-2478 and up.		
			E - Used on PA-28-140 with serial numbers 28-20002 to 28-24999 inclusive, PA-28-150, PA-28-160 and PA-28-180 with serial numbers 28-1 to 28-4377 inclusive, and PA-28-235 with serial numbers 28-10003 to 28-10719 inclusive.		
			F - Used on PA-28-180 with serial numbers 28-4378 and up, and PA-28-235 with serial numbers 28-10720 and up.		
			G - Used on PA-28-140 with serial numbers 28-25000 and up.		

When ordering, always specify Part Number, Description and Serial Number of Aircraft

PA-28-140
PA-28-150
PA-28-160
PA-28-180
PA-28-235



Figure and Index Number	Part Number	Code	NOMENCLATURE	No. Req.	SERIAL NUMBERS AFFECTED
74-19	62714-02	C	BEARING - Inner	1	
-20	62714-03		BEARING - Inner	1	
-21	62743-02		SPACER - Bushing	2	
-22	62743-03		SPACER - Bushing	1	
-23	62743-04		SPACER - Bushing	2	
-24	62743-05		SPACER - Bushing	1	
-25	62743-06		SPACER - Bushing	1	
-26	63900-31		BUSHING	4	
-27	63900-37		BUSHING - Stabilator pulley	2	
-28	62711-03		PULLEY	1	
-28a	62711-03	C	PULLEY	1	
	481 651	DW	PULLEY - (MS20220-1)	1	
-29	62715-03	B	BEARING - Outer	1	
	62715-02	A	BEARING - Outer	1	
-30	62715-02		BEARING - Outer	1	
-31	62768-00		FAIRLEAD	1	
-32	62769-00		FAIRLEAD	1	
-33	481 625		PULLEY - (MS20220-2)	1	
-34	401 385		BOLT - (AN5-64A)	1	
	407 566	W	WASHER - (AN960-516)	3	
	404 889	W	NUT - (MS20365-524C)	1	
-35	424 054	W	COTTER PIN - (AN380-2-6)	2	
-36	401 353	W	BOLT - (AN5-12A)	1	
	407 566	W	WASHER - (AN960-516)	1	
	404 889	W	NUT - (MS20365-524C)	1	
-37	415 150	W	SCREW - (AN526-632R10)	2	
-38	407 586	W	WASHER - (AN960-516L)	4	
-39	424 052	W	COTTER PIN - (AN380-2-3)	4	
-40	401 188	W	BOLT - (AN5-10A)	2	
	407 566	W	WASHER - (AN960-516)	2	
	404 889	W	NUT - (MS20365-524C)	2	
-41	424 051	W	COTTER PIN - (AN380-2-2)	2	
-42	424 055	W	COTTER PIN - (AN380-2-5)	1	
-43	401 266	W	BOLT - (AN3-5A)	2	
	407 564	W	WASHER - (AN960-10)	2	
	404 887	W	NUT - (MS20365-1032C)	2	
-44	407 566	W	WASHER - (AN960-516)	2	
-45	400 008	W	BOLT -(AN4-13A)	1	
	407 565	W	WASHER - (AN960-416)	1	
	404 888	W	NUT - (MS20365-428C)	1	
			A - Used on PA-28-180 with serial numbers 28-4378 and up, and PA-28-235 with serial numbers 28-10720 and up.		
			B - Used on PA-28-140 with serial numbers 28-20002 to 28-7125651 inclusive, 28-7225063 and up, PA-28-150, PA-28-160 and PA-28-180 with serial numbers 28-1 to 28-4377 inclusive, and PA-28-235 with serial numbers 28-10003 to 28-10719 inclusive.		
			C - Used on PA-28-140 with serial numbers 28-20002 to 28-7125651 inclusive, 28-7225063 and up, PA-28-150, PA-28-160, PA-28-180 and PA-28-235 airplanes.		
			D - Used on PA-28-140 with serial numbers 28-7225001 to 28-7225062 inclusive.		
			W - These parts <u>must</u> be ordered from Service Spares Department, Piper Aircraft, <u>Lock Haven, Penna.</u>		

When ordering, always specify Part Number, Description and Serial Number of Aircraft



Figure and Index Number	Part Number	Code	NOMENCLATURE	No. Req.	SERIAL NUMBERS AFFECTED
74-46	424 054	W	COTTER PIN - (AN380-2-6)	1	
-47	424 053	W	COTTER PIN - (AN380-2-4)	1	
-48	407 567	W	WASHER - (AN960-616)	4	
-49	401 378		BOLT - (AN5-53A)	1	
	407 566	W	WASHER - (AN960-516)	3	
	404 889	W	NUT - (MS20365-524C)	1	
-50	424 051	W	COTTER PIN - (AN380-2-2)	2	
-51	452 011	W	BARREL - (NAS649B32S)	7	
-52	554 979		CLIP - (MS21256-1)	14	
-53	400 674	W	BOLT - Clevis (AN23-12)	4	
	407 564	W	WASHER - (AN960-10)	4	
	404 392	W	NUT - (AN320-3)	4	
	424 051	W	COTTER PIN - (AN380-2-2)	4	
-54	401 188	W	BOLT - (AN5-10A)	1	
	407 566	W	WASHER - (AN960-516)	1	
	404 889	W	NUT - (MS20365-524C)	1	
-55	424 053	W	COTTER PIN - (AN380-2-4)	1	
-56	401 354	W	BOLT - (AN5-13A)	1	
	407 566	W	WASHER - (AN960-516)	1	
	404 889	W	NUT - (MS20365-524C)	1	
-57	424 054	W	COTTER PIN - (AN380-2-6)	1	
-58	62709-00		GUARD - Pin holder	1	
-59	62710-02		PIN - Cable guard	1	
-60	62710-03		PIN - Cable guard	1	
-61	62771-00		BELLCRANK ASSEMBLY - Aileron, left	1	
	62771-01		BELLCRANK ASSEMBLY - Aileron, right	1	
-62	62766-00		ROD ASSEMBLY - Aileron	2	
-63	404 322	W	NUT - Lock (AN316-4R)	1	
-64	452 357	W	BEARING - Rod end (MS34-14)	1	
-65	400 674	W	BOLT - (AN23-12)	2	
	407 564	W	WASHER - (AN960-10)	4	
	404 392	W	NUT - (AN320-3)	2	
	424 051	W	COTTER PIN - (AN380-2-2)	2	
-66	400 443	W	BOLT - (AN3-12A)	1	
	407 564	W	WASHER - (AN960-10)	6	
	404 887	W	NUT - (MS20365-1032C)	1	
-67	62743-04	A	SPACER - Bushing	1	
-68	63900-26		SPACER - Aileron push rod	1	
-69	62770-00		BUSHING - Aileron bellcrank	2	28-1 to 28-1230 inclusive
	65003-04		BUSHING - Aileron bellcrank	2	28-1231 and up
-70	63882-08		BUSHING - Aileron bellcrank	2	28-1231 and up
-71	63900-31		BUSHING - Aileron bellcrank	2	
-72	400 458		BOLT - (AN3-33A)	1	28-1 to 28-1230 inclusive
	400 457		BOLT - (AN3-32A)	1	28-1231 and up
	407 564	W	WASHER - (AN960-10)	1	
	404 887	W	NUT - (MS20365-1032C)	1	
-73	494 103		WASHER - Bellcrank (#97322)	2	
-74	401 318	W	BOLT - (AN4-20A)	1	
	407 565	W	WASHER - (AN960-416)	3	
	404 888	W	NUT - (MS20365-428C)	1	

A - Used on PA-28-140, PA-28-150, PA-28-160 and PA-28-180 with serial numbers 28-1 and up, and PA-28-235 with serial numbers 28-10003 to 28-10719.
 W - These parts must be ordered from Service Spares Department, Piper Aircraft, Lock Haven, Penna.

When ordering, always specify Part Number, Description and Serial Number of Aircraft

PA-28-140
 PA-28-150
 PA-28-160
 PA-28-180
 PA-28-235

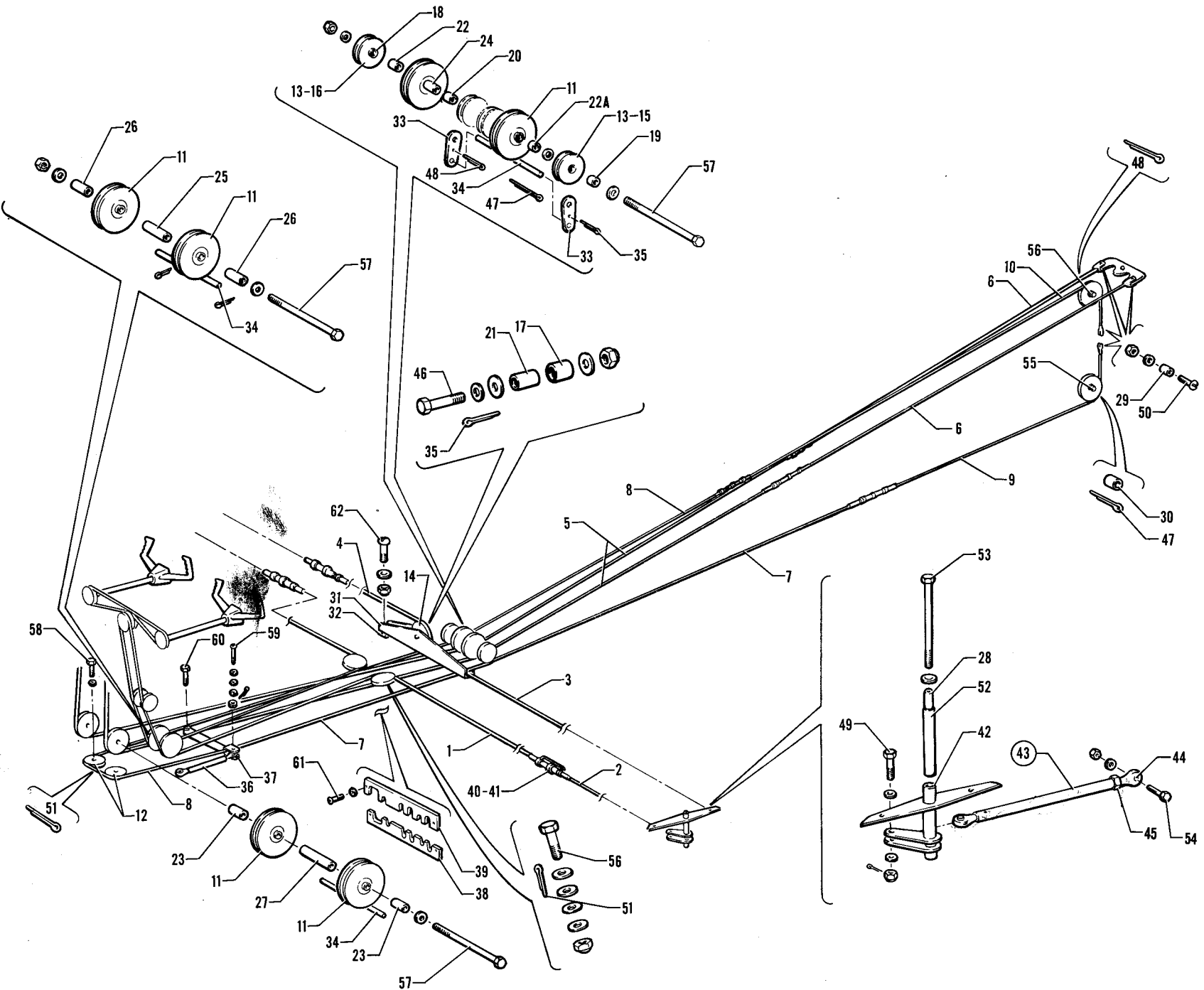


Figure 75. Control System Installation



Figure and Index Number	Part Number	Code	NOMENCLATURE	No. Req.	SERIAL NUMBERS AFFECTED
75-	67018 67016		DRAWING - Control System Installation DRAWING - Wing Assembly		
-1	62701-02	C	CABLE - Aileron, forward	2	
	62701-99	D	CABLE - Aileron, forward	2	
-2	62701-03		CABLE - Aileron, wing	2	
-3	62701-04		CABLE - Aileron balance, left	1	
-4	62701-05		CABLE - Aileron balance, right	1	
-5	62701-06	C	CABLE - Forward rudder	2	
	62701-100	D	CABLE - Forward rudder	2	
-6	62701-64		CABLE - Aft rudder	2	
-7	62701-62	C	CABLE - Forward stabilator, left	1	
	62701-103	D	CABLE - Forward stabilator, left	1	
-8	62701-61	C	CABLE - Forward stabilator, right	1	
	62701-102	D	CABLE - Forward stabilator, right	1	
-9	62701-12		CABLE - Aft stabilator, bottom	1	
-10	62701-13		CABLE - Aft stabilator, top	1	
-11	41001-04		PULLEY - 2 3/4" diameter	10	
-12	41001-05		PULLEY - 2 1/2" diameter	2	
-13	62711-03		PULLEY - 1 3/4" diameter	2	
-14	62711-02		PULLEY - 1 3/4" diameter	1	
-15	62715-04	A	BEARING - Inner	1	
	62715-05	B	BEARING - Inner	1	
-16	62715-02		BEARING - Inner	1	
-17	62713-03		BEARING - Inner	1	
-18	62714-03		BEARING - Outer	1	
-19	62714-05	A	BEARING - Outer	1	
	62714-06	B	BEARING - Outer	1	
-20	62715-02		BEARING - Outer	1	
-21	62712-03		BEARING - Outer	1	
-22	62743-03		SPACER - Pulley	1	
-22a	62743-03	A	SPACER - Pulley	1	
	407 566	BW	WASHER - (AN960-516)	2	
-23	62743-04		SPACER - Pulley	2	
-24	62743-05		SPACER - Pulley	1	
-25	62743-06		SPACER - Pulley	1	
-26	62743-12		SPACER - Pulley	2	
-27	62743-13		SPACER - Pulley	1	
			A - Used on PA-28R-180 with serial numbers 28-30005 to 28-30481 inclusive, 28-30483 to 28-31279 inclusive, and PA-28R-200 with serial numbers 28-30482, 28-35001 to 28-35830 inclusive.		
			B - Used on PA-28R-180 with serial numbers 28-7130001 and up, and PA-28R-200 with serial numbers 28-7135001 and up.		
			C - Used on PA-28R-180 with serial numbers 28-30005 to 28-7130019 inclusive, and PA-28R-200 with serial numbers 28-30482, 28-35001 to 28-7135238 inclusive.		
			D - Used on PA-28R-200 with serial numbers 28-7235001 and up.		
			W - These parts <u>must</u> be ordered from Service Spares Department, Piper Aircraft, <u>Lock Haven, Penna.</u>		

When ordering, always specify Part Number, Description and Serial Number of Aircraft



Figure and Index Number	Part Number	Code	NOMENCLATURE	No. Req.	SERIAL NUMBERS AFFECTED
75-28	65003-13		BUSHING - Aileron bellcrank	2	
-29	63900-31		BUSHING	6	
-30	63900-37		BUSHING	2	
-31	62746-00		BRACKET - Pulley	1	
-32	62762-00		FILLER BLOCK	2	
-33	62709-00		GUARD - Pin holder	3	
-34	62710-02		PIN - Cable guard	3	
-35	424 055	W	COTTER PIN - (AN380-2-5)	2	
-36	67108-00		LINK ASSEMBLY - Stabilator control	1	
-37	67066-00		ARM ASSEMBLY - Stabilator idler	1	
-38	67158-00		FAIRLEAD - Spar box	1	
-39	67159-00		FAIRLEAD - Spar box	1	
-40	452 011	W	BARREL - Turnbuckle (NAS649B32S)	7	
-41	554 979		CLIP - Turnbuckle (MS21256-1)	14	
-42	67046-00		BELLCRANK ASSEMBLY - Aileron, left	1	
	67046-01		BELLCRANK ASSEMBLY - Aileron, right	1	
-43	62766-00		ROD ASSEMBLY - Aileron	2	
-44	452 357	W	BEARING - Rod end (MS34-14)	1	
-45	404 322	W	NUT - Lock (AN316-4R)	1	
-46	400 008	W	BOLT - (AN4-13A)	1	
	407 565	W	WASHER - (AN960-416)	1	
	407 566	W	WASHER - (AN960-516)	2	
	404 888	W	NUT - (MS20365-428C)	1	
-47	424 054	W	COTTER PIN - (AN380-2-6)	2	
-48	424 053	W	COTTER PIN - (AN380-2-4)	2	
-49	400 704	AW	BOLT - Clevis (AN24-17)	2	
	402 679	BW	BOLT - Clevis (NAS1104-13)	2	
	407 565	W	WASHER - (AN960-416)	2	
	407 585	W	WASHER - (AN960-416L)	2	
	404 393	AW	NUT - (AN320-4)	2	
	406 974	BW	NUT - (NAS1022-C4)	2	
	424 052	AW	COTTER PIN - (AN380-2-3)	2	
-50	400 674	W	BOLT - Clevis (AN23-12)	6	
	407 564	W	WASHER - (AN960-10)	8	
	404 392	W	NUT - (AN320-3)	6	
	424 051	W	COTTER PIN - (AN380-2-2)	6	
-51	424 052	W	COTTER PIN - (AN380-2-3)	6	
-52	63882-25		SLEEVE - Aileron bellcrank	2	
-53	400 481		BOLT - (AN3-57A)	2	
	407 564	W	WASHER - (AN960-10)	2	
	407 584	W	WASHER - (AN960-10L)	6	
	404 887	W	NUT - (MS20365-1032C)	2	
-54	400 443	W	BOLT - (AN3-12A)	2	
	407 564	W	WASHER - (AN960-10)	12	
	404 887	W	NUT - (MS20365-1032C)	2	

A - Used on PA-28R-180 with serial numbers 28-30005 to 28-30481 inclusive, 28-30483 to 28-30759 inclusive.
 B - Used on PA-28R-180 with serial numbers 28-30760 and up, and PA-28R-200 with serial numbers 28-30482, 28-35001 and up.
 W - These parts must be ordered from Service Spares Department, Piper Aircraft, Lock Haven, Penna.

When ordering, always specify Part Number, Description and Serial Number of Aircraft



Figure and Index Number	Part Number	Code	NOMENCLATURE	No. Req.	SERIAL NUMBERS AFFECTED
75-55	401 354	W	BOLT - (AN5-13A)	1	
	407 566	W	WASHER - (AN960-516)	1	
	404 889	W	NUT - (MS20365-524C)	1	
-56	401 188	W	BOLT - (AN5-10A)	3	
	407 566	W	WASHER - (AN960-516)	3	
	404 889	W	NUT - (MS20365-524C)	3	
-57	401 385		BOLT - (AN5-64A)	3	
	407 566	W	WASHER - (AN960-516)	6	
	404 889	W	NUT - (MS20365-524C)	3	
-58	401 189	W	BOLT - (AN5-11A)	2	
	407 566	W	WASHER - (AN960-516)	4	
-59	400 686		BOLT - Clevis (AN23-24)	1	
	407 564	W	WASHER - (AN960-10)	2	
	407 584	W	WASHER - (AN960-10L)	3	
	404 392	W	NUT - (AN320-3)	1	
	424 051		COTTER PIN - (AN380-2-2)	1	
-60	400 444	W	BOLT - (AN3-13A)	1	
-61	415 150	W	SCREW - (AN526-632R10)	2	
	407 562	W	WASHER - (AN960-6)	2	
-62	401 266	W	BOLT - (AN3-5A)	2	
	407 564	W	WASHER - (AN960-10)	2	
	404 887	W	NUT - (MS20365-1032C)	2	

W - These parts must be ordered from Service Spares Department, Piper Aircraft, Lock Haven, Penna.

When ordering, always specify Part Number, Description and Serial Number of Aircraft

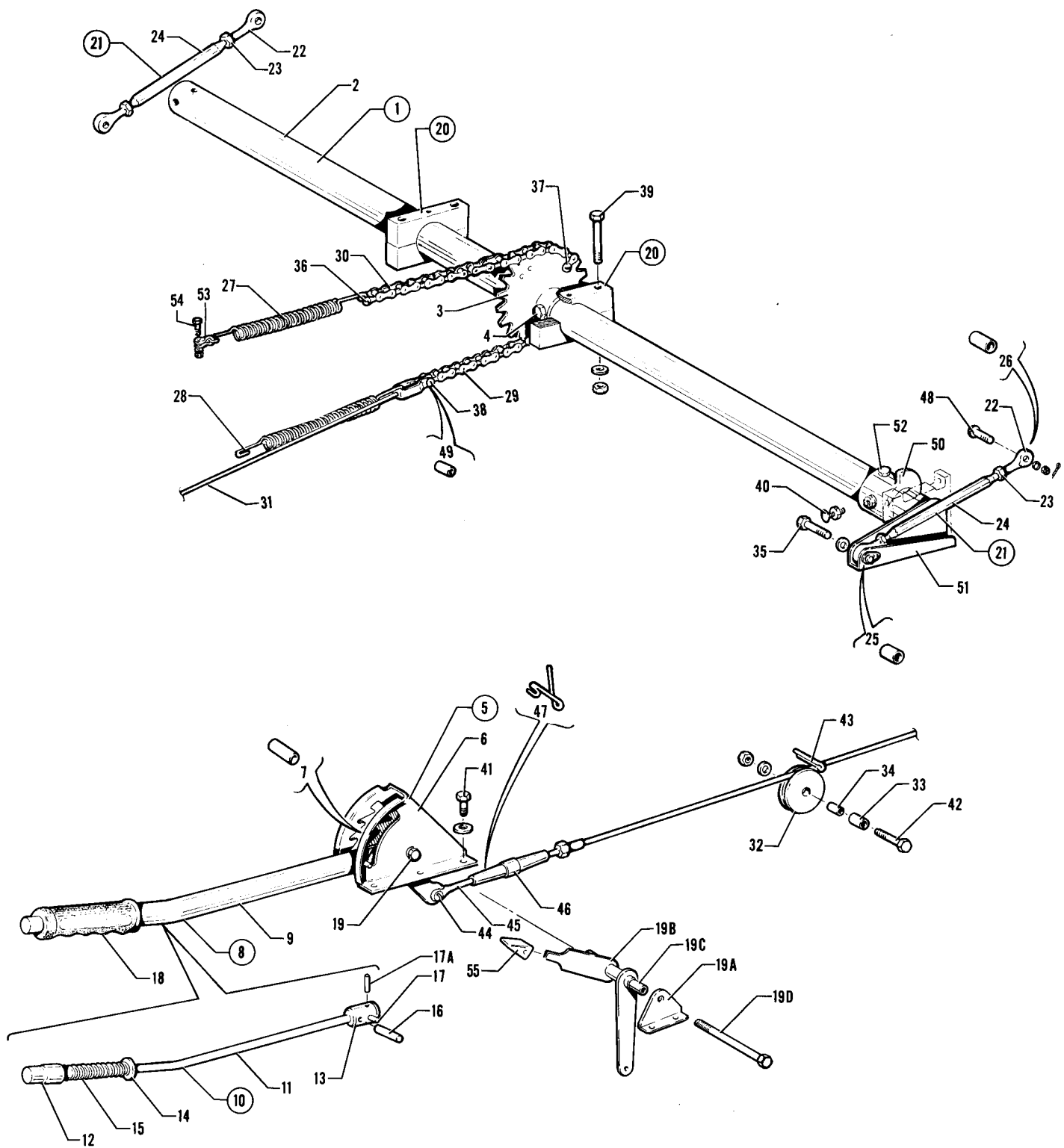


Figure 76. Flap Control Installation



Figure and Index Number	Part Number	Code	NOMENCLATURE	No. Req.	SERIAL NUMBERS AFFECTED
76-	62700 65580 67018 66697	C D E G	DRAWING - Control System Installation DRAWING - Control System Installation DRAWING - Control System Installation DRAWING - Control System Installation		28-25000 and up
-1	67205-00		FLAP TORQUE TUBE ASSEMBLY - Complete	1	
-2	62725-00		TORQUE TUBE - Flap	1	
-3	62789-00		SPROCKET ASSEMBLY - Flap torque tube	1	
-4	400 012	W	BOLT - (AN4-17A)	2	
	407 585	W	WASHER - (AN960-416)	2	
	404 836	W	NUT - (MS20365-428)	2	
-5	62706-00	H	LEVER ASSEMBLY - Flap control	1	
	62706-03	G	LEVER ASSEMBLY - Flap control	1	28-7125088 and up
	62706-02	A	LEVER ASSEMBLY - Flap control	1	
	62706-04	B	LEVER ASSEMBLY - Flap control	1	28-7105001 to 28-7105043 inclusive
	62706-06	K	LEVER ASSEMBLY - Flap control	1	
	67582-00	J	LEVER ASSEMBLY - Flap control and emergency gear extender	1	
	67582-02	F	LEVER ASSEMBLY - Flap control and emergency gear extender	1	28-7135001 to 28-7135016 inclusive
	67582-03	L	LEVER ASSEMBLY - Flap control and emergency gear extender	1	
			A - Used on PA-28-180 with serial numbers 28-4378 to 28-5869 inclusive, and PA-28-235 with serial numbers 28-10720 to 28-11393 inclusive.		
			B - Used on PA-28-180 airplanes only.		
			C - Used on PA-28-140 with serial numbers 28-20002 to 28-24999 inclusive, PA-28-150, PA-28-160 and PA-28-180 with serial numbers 28-1 to 28-4377 inclusive, and PA-28-235 with serial numbers 28-10003 to 28-10719 inclusive.		
			D - Used on PA-28-180 with serial numbers 28-4378 and up, and PA-28-235 with serial numbers 28-10720 and up.		
			E - Used on PA-28R-180 and PA-28R-200 airplanes only.		
			F - Used on PA-28R-200 airplanes only.		
			G - Used on PA-28-140 airplanes only.		
			H - Used on PA-28-140 with serial numbers 28-20002 to 28-7125087 inclusive, PA-28-150, PA-28-160 and PA-28-180 with serial numbers 28-1 to 28-4377 inclusive and PA-28-235 with serial numbers 28-10003 to 28-10719 inclusive.		
			J - Used on PA-28R-180 with serial numbers 28-30005 to 28-31279 inclusive, and PA-28R-200 with serial numbers 28-30482, 28-35001 to 28-35830 inclusive.		
			K - Used on PA-28-180 with serial numbers 28-7105044 and up, and PA-28-235 with serial numbers 28-7110001 and up.		
			L - Used on PA-28R-180 with serial numbers 28-7130001 and up, and PA-28R-200 with serial numbers 28-7135017 and up.		
			W - These parts <u>must</u> be ordered from Service Spares Department, Piper Aircraft, <u>Lock Haven, Penna.</u>		

When ordering, always specify Part Number, Description and Serial Number of Aircraft



Figure and Index Number	Part Number	Code	NOMENCLATURE	No. Req.	SERIAL NUMBERS AFFECTED
76-6	62738-00	J	BRACKET - Flap lever	1	
	62738-02	G	BRACKET - Flap lever	1	28-7125001 to 28-7125087 inclusive
	95504-00	G	BRACKET - Flap lever	1	28-7125088 and up
	65654-00	D	BRACKET ASSEMBLY - Flap lever	1	
	65654-03	H	BRACKET ASSEMBLY - Flap lever	1	28-7105001 to 28-7105043 inclusive
	65654-02	C	BRACKET ASSEMBLY - Flap lever	1	
	65654-06	K	BRACKET ASSEMBLY - Flap lever	1	
	65654-04	E	BRACKET ASSEMBLY - Flap lever	1	28-7135001 to 28-7135016 inclusive
	65654-05	B	BRACKET ASSEMBLY - Flap lever	1	
-7	62740-00	F	BUSHING - Flap lever	1	
-8	62737-00	A	HANDLE ASSEMBLY - Flap lever	1	
	63782-00	M	HANDLE ASSEMBLY - Flap lever	1	
	63782-04	L	HANDLE ASSEMBLY - Flap lever	1	
			A - Used on PA-28-140 with serial numbers 28-20002 to 28-21095 inclusive, PA-28-150, PA-28-160 and PA-28-180 with serial numbers 28-1 to 28-2427 inclusive, and PA-28-235 with serial numbers 28-10003 to 28-10719 inclusive.		
			B - Used on PA-28R-180 with serial numbers 28-7130001 and up, and PA-28R-200 with serial numbers 28-7135017 and up.		
			C - Used on PA-28R-180 with serial numbers 28-30254 to 28-31279 inclusive, and PA-28R-200 with serial numbers 28-30482, 28-35001 to 28-35830 inclusive.		
			D - Used on PA-28-180 with serial numbers 28-4378 to 28-5869 inclusive, PA-28-235 with serial numbers 28-10720 to 28-11393 inclusive, and PA-28R-180 with serial numbers 28-30005 to 28-30253 inclusive.		
			E - Used on PA-28R-200 airplanes only.		
			F - Used on PA-28-140, PA-28-150, PA-28-160, PA-28-180 and PA-28-235 airplanes only.		
			G - Used on PA-28-140 airplanes only.		
			H - Used on PA-28-180 airplanes only.		
			J - Used on PA-28-140 with serial numbers 28-20002 to 28-26956 incl, PA-28-150, PA-28-160 and PA-28-180 with serial numbers 28-1 to 28-4377 incl, and PA-28-235 with serial numbers 28-10003 to 28-10719.		
			K - Used on PA-28-180 with serial numbers 28-7105044 and up, and PA-28-235 with serial numbers 28-7110001 and up.		
			L - Used on PA-28-140 with serial numbers 28-7125088 and up, PA-28-180 with serial numbers 28-7105044 and up, PA-28-235 with serial numbers 28-7110001 and up, PA-28R-180 with serial numbers 28-7130001 and up, and PA-28R-200 with serial numbers 28-7135017 and up.		
			M - Used on PA-28-140 with serial numbers 28-21096 to 28-7125087 inclusive, PA-28-150, PA-28-160 and PA-28-180 with serial numbers 28-2428 to 28-7105043 inclusive, PA-28-235 with serial numbers 28-10720 to 28-11393 inclusive, PA-28R-180 with serial numbers 28-30005 to 28-31279 inclusive, and PA-28R-200 with serial numbers 28-30482, 28-35001 to 28-7135016 inclusive.		

When ordering, always specify Part Number, Description and Serial Number of Aircraft



Figure and Index Number	Part Number	Code	NOMENCLATURE	No. Req.	SERIAL NUMBERS AFFECTED
76-9	62731-00	A	TUBE ASSEMBLY - Flap lever	1	
	63781-00	B	TUBE ASSEMBLY - Flap lever	1	
-10	62732-00	A	PLUNGER ASSEMBLY - Flap lever	1	
	63391-00	C	PLUNGER ASSEMBLY - Flap lever	1	
	63391-03	D	PLUNGER ASSEMBLY - Flap lever	1	
-11	62732-02	A	TUBE - Plunger	1	
	63391-02	B	TUBE - Plunger	1	
-12	62733-00		PLUG - Plunger, upper	1	
-13	62734-00		PLUG - Plunger, lower (.190 pin hole)	1	
	62734-02		PLUG - Plunger, lower (.252 pin hole)	1	
-14	62736-00		WASHER	1	
-15	50111-00	W	SPRING	1	
-16	480 696	W	PIN - Roll (#59-022-094-0625)	2	
-17	480 715		PIN - Roll (#59-040-187-1500)	1	
	63782-03		PIN - Solid (.250 diameter)	1	
-17a	480 733		PIN - Roll (#79-012-062-0375) 3/8" long	1	
	480 698	W	PIN - Roll (#59-012-062-0625) 5/8" long	1	
-18	63779-00	B	GRIP - Flap lever	1	
-19	401 274	CW	BOLT - (AN3-15A)	1	
	407 564	CW	WASHER - (AN960-10)	2	
	404 887	CW	NUT - (MS20365-1032)	1	
-19a	67564-00	D	BRACKET - Emergency gear lever	1	
-19b	67566-00	D	LEVER ASSEMBLY - Emergency gear extender	1	
-19c	63900-99	D	BUSHING - Flap and emergency gear lever	1	
-19d	400 462	D	BOLT - (AN3-37A)	1	
	407 564	DW	WASHER - (AN960-10)	2	
	404 887	DW	NUT - (MS20365-1032C)	1	
			A - Used on PA-28-140 with serial numbers 28-20002 to 28-21095 inclusive, PA-28-150, PA-28-160 and PA-28-180 with serial numbers 28-1 to 28-2427 inclusive, and PA-28-235 with serial numbers 28-10003 to 28-10719 inclusive.		
			B - Used on PA-28-140 with serial numbers 28-21096 and up, PA-28-150, PA-28-160 and PA-28-180 with serial numbers 28-2428 and up, PA-28-235 with serial numbers 28-10720 and up, PA-28R-180 and PA-28R-200 airplanes.		
			C - Used on PA-28-140 with serial numbers 28-21096 to 28-7125087 inclusive, PA-28-150, PA-28-160 and PA-28-180 with serial numbers 28-2428 to 28-7105043 inclusive, PA-28-235 with serial numbers 28-10720 to 28-11393 inclusive, PA-28R-180 with serial numbers 28-30005 to 28-31279 inclusive, and PA-28R-200 with serial numbers 28-30482, 28-35001 to 28-7135016 inclusive.		
			D - Used on PA-28-140 with serial numbers 28-7125088 and up, PA-28-180 with serial numbers 28-7105044 and up, PA-28-235 with serial numbers 28-7110001 and up, PA-28R-180 with serial numbers 28-7130001 and up, and PA-28R-200 with serial numbers 28-7135017 and up.		
			W - These parts <u>must</u> be ordered from Service Spares Department, Piper Aircraft, <u>Lock Haven, Penna.</u>		

When ordering, always specify Part Number, Description and Serial Number of Aircraft



Figure and Index Number	Part Number	Code	NOMENCLATURE	No. Req.	SERIAL NUMBERS AFFECTED
76-20	62745-00		PILLOW BLOCK ASSEMBLY - Torque shaft support	2	
-21	62764-00		ROD ASSEMBLY - Flap tube	2	
-22	452 335		BEARING - (F34-14 RH Thread)	1	
	452 336		BEARING - (FL34-14 LH Thread)	1	
-23	404 322	W	NUT - (AN316-4R RH Thread)	1	
	404 320		NUT - (AN316-4L LH Thread)	1	
-24	62764-02		TUBE - Flap	1	
-25	63900-38		BUSHING - Flap bellcrank	2	
-26	63900-39		BUSHING - Flap rod end	2	
-27	62820-00		SPRING - Flap return	1	
-28	62821-00		SPRING - Flap cable tension	1	
-29	62858-03		CHAIN - (#65 diamond 1/8 roller, length 8, 5")	1	
-30	62858-04		CHAIN - (#65 diamond 1/8 roller, length 6, 0")	1	
-31	62701-14	A	CABLE ASSEMBLY - Flap	1	
	62701-101	B	CABLE ASSEMBLY - Flap	1	
-32	62711-02		PULLEY - Flap	1	
-33	62713-02		BEARING - Outer	1	
-34	62712-02		BEARING - Inner	1	
-35	400 443	W	BOLT - (AN3-12A)	2	
	407 564	W	WASHER - (AN960-10)	2	
-36	400 652		BOLT - (AN21-8)	1	
	407 562	W	WASHER - (AN960-6)	1	
	404 391		NUT - (AN320-1)	1	
	424 041		COTTER PIN - (AN380-1-2)	1	
-37	400 653		BOLT - Clevis (AN21-9)	2	
	407 562	W	WASHER - (AN960-6)	4	
	404 391		NUT - (AN320-1)	2	
	424 041		COTTER PIN - (AN380-1-2)	2	
-38	400 653		BOLT - Clevis (AN21-9)	1	
	404 391		NUT - (AN320-1)	1	
	424 041		COTTER PIN - (AN380-1-2)	1	
-39	400 448	W	BOLT - (AN3-22A)	4	
	407 564	W	WASHER - (AN960-10)	4	
	404 887	W	NUT - (MS20365-1032C)	4	
-40	417 781	W	SCREW - (AN520-10R24)	2	
	404 224	W	NUT - (AN315-3R)	2	
-41	400 438	W	BOLT - (AN3-4A)	6	
	407 564	W	WASHER - (AN960-10)	6	
	404 887	W	NUT - (MS20365-1032C)	6	
-42	400 004	W	BOLT - (AN4-7A)	1	
	407 565	W	WASHER - (AN960-416L)	1	
	404 888	W	NUT - (MS20365-428C)	1	
-43	424 052	W	COTTER PIN - (AN380-2-3)	1	
-44	400 672	W	BOLT - Clevis (AN23-10)	1	
	407 564	W	WASHER - (AN960-10)	1	
	404 392	W	NUT - (AN320-3)	1	
	424 051	W	COTTER PIN - (AN380-2-2)	1	

A - Used on PA-28R-200 with serial numbers 28-30482, 28-35001 to 28-7135238 inclusive, PA-28-140, PA-28-150, PA-28-160, PA-28-180, PA-28R-180 and PA-28-235 airplanes.
 B - Used on PA-28R-200 with serial numbers 28-7235001 and up.
 W - These parts must be ordered from Service Spares Department, Piper Aircraft, Lock Haven, Penna.

When ordering, always specify Part Number, Description and Serial Number of Aircraft



Figure and Index Number	Part Number	Code	NOMENCLATURE	No. Req.	SERIAL NUMBERS AFFECTED
76-45	461 136	W	FORK - (NAS645-22RS)	1	
-46	452 011	W	BARREL - (NAS649B32S)	1	
-47	554 979		CLIP - (MS21256-1)	2	
-48	400 680		CLEVIS BOLT - (AN23-18)	2	
	407 564	W	WASHER - (AN960-10)	2	
	404 100	W	NUT - Castle (AN310-3)	2	
	424 051	W	PIN - Cotter (MS24665-132)	2	
-49	82732-76	W	BUSHING	1	
-50	62730-00		FITTING ASSEMBLY - Left	1	28-1 to 28-690 inclusive
	62730-01		FITTING ASSEMBLY - Right	1	28-1 to 28-690 inclusive
	62856-00		FITTING ASSEMBLY - Left	1	28-691 and up
	62856-01		FITTING ASSEMBLY - Right	1	28-691 and up
-51	62727-00		TUBE ASSEMBLY - Flap torque tube, left	1	
	62727-01		TUBE ASSEMBLY - Flap torque tube, right	1	
-52	401 318	W	BOLT - (AN4-20A)	4	
	407 565	W	WASHER - (AN960-416)	4	
	404 888	W	NUT - (MS20365-428C)	4	
-53	486 563	W	SHACKLE - (AN115-16)	1	
-54	401 266	W	BOLT - (AN3-5A)	1	
	407 564	W	WASHER - (AN960-10)	1	
	404 887	W	NUT - (MS20365-1032C)	1	
-55	22287-03	AW	KNOB ASSEMBLY - Emergency gear lever	1	
	66980-00	B	KNOB - Emergency gear lever	1	

A - Used on PA-28R-180 with serial numbers 28-30005 to 28-30481 inclusive, 28-30483 to 28-31250 inclusive, and PA-28R-200 with serial numbers 28-30482, 28-35001 to 28-35600 inclusive.

B - Used on PA-28R-180 with serial numbers 28-31251 and up, and PA-28R-200 with serial numbers 28-35601 and up.

W - These parts must be ordered from Service Spares Department, Piper Aircraft, Lock Haven, Penna.

When ordering, always specify Part Number, Description and Serial Number of Aircraft

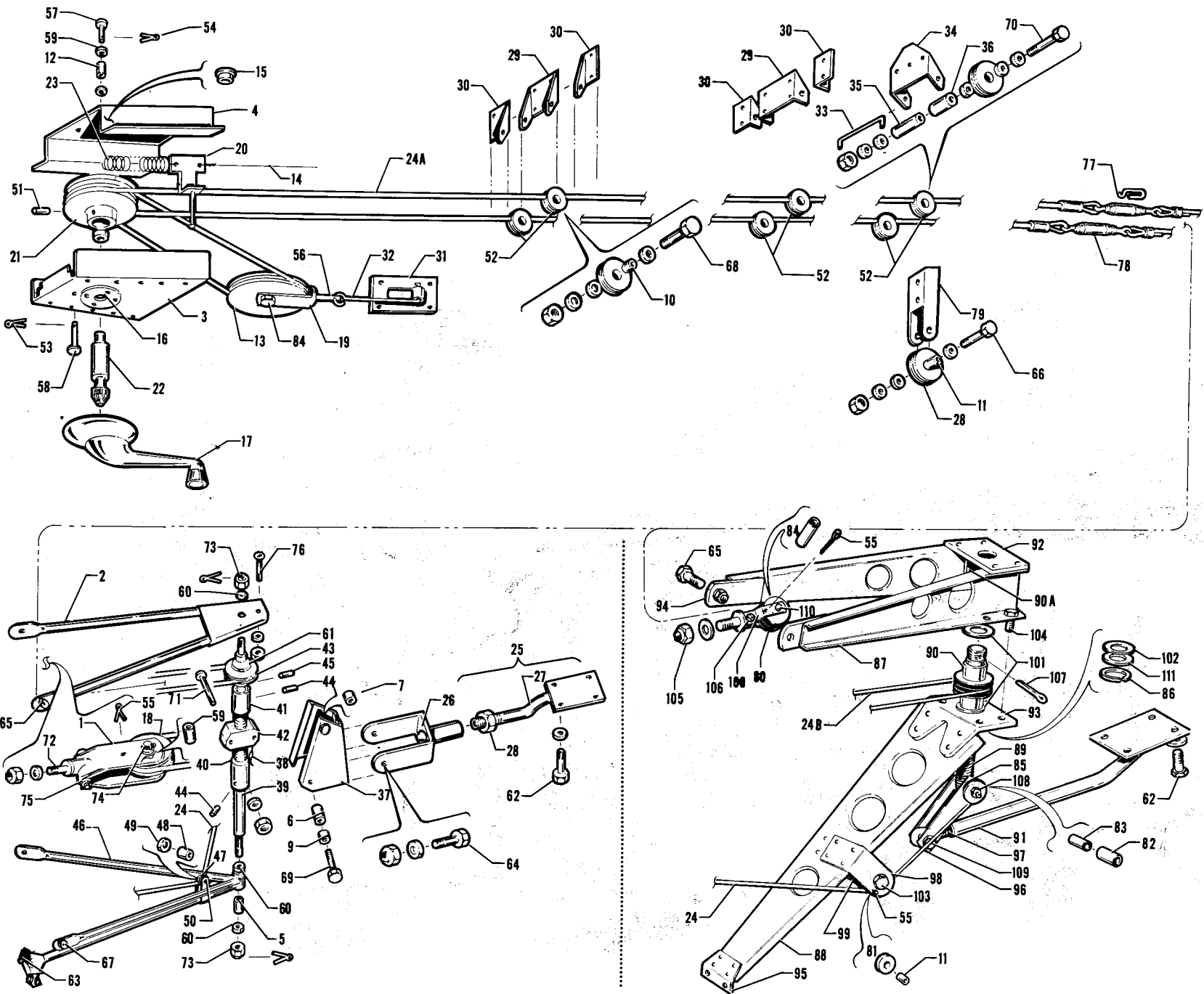


Figure 77. Stabilator Trim Installation
 (PA-28-150-160-180 - Serial Nos. 28-1 to 28-4377 inclusive and PA-28-140)
 (PA-28-235 - Serial Nos. 28-10003 to 28-10719 inclusive)

- PA-28-140
- PA-28-150
- PA-28-160
- PA-28-180
- PA-28-235

INTENTIONALLY LEFT BLANK



Figure and Index Number	Part Number	Code	NOMENCLATURE	No. Req.	SERIAL NUMBERS AFFECTED
77-	62707 63776 62708 65258	D E F B	DRAWING - Forward Stabilator Trim Installation DRAWING - Forward Stabilator Trim Installation DRAWING - Stabilator Trim Installation DRAWING - Stabilator Trim Installation		
-1	63219-00	CF	BRACKET ASSEMBLY - Pulley	2	28-1 to 28-370 inclusive
-2	62814-00	F	FORK ASSEMBLY - Trim, upper	1	
-3	62757-00		SUPPORT - Trim crank, lower	1	
-4	62759-00		SUPPORT - Trim crank, upper	1	
-5	63900-10	F	BUSHING	1	
-6	63900-12	F	BUSHING	1	
-7	63900-13	F	BUSHING	1	
-8	63900-21	F	BUSHING	1	
-9	63900-16	F	BUSHING	1	
-10	63900-21		BUSHING	5	
-11	63900-27		BUSHING	1	
-12	63900-29		BUSHING	1	
-13	80421-00	W	PULLEY	1	
-14	151 310	W	WIRE - Trim indicator	1	
-15	452 374	W	BEARING - (#F-427)	1	
-16	452 372	W	BEARING - (#F-504-2)	1	
-17	464 023	W	HANDLE - (80A-3)	1	
-18	11200-00	FW	PULLEY	1	
-19	11692-05	W	BRACKET	1	
-20	17442-00	W	TEE ASSEMBLY - Trim indicator	1	
-21	62844-00		PULLEY - Double trim	1	
-22	20908-00	W	SHAFT - Stabilator trim	1	
-23	42891-00	W	SPRING	1	
			A - Used on PA-28-140 with serial numbers 28-20002 and up, PA-28-150, PA-28-160 and PA-28-180 with serial numbers 28-1 to 28-4377 inclusive, and PA-28-235 with serial numbers 28-10003 to 28-10719 inclusive.		
			B - Used on PA-28-150, PA-28-160 and PA-28-180 airplanes with serial numbers 28-1411 to 28-4377 inclusive, PA-28-235 with serial numbers 28-10003 to 28-10719 inclusive, and all PA-28-140 airplanes.		
			C - When replacing one piece bracket, order two of part number 63219-00.		
			D - Used on PA-28-140 with serial numbers 28-20002 to 28-20656 inclusive, PA-28-150, PA-28-160 and PA-28-180 with serial numbers 28-1 to 28-2171 inclusive, and PA-28-235 with serial numbers 28-10003 to 28-10605 inclusive.		
			E - Used on PA-28-140 with serial numbers 28-20657 and up, PA-28-150, PA-28-160 and PA-28-180 with serial numbers 28-2172 to 28-4377 inclusive, and PA-28-235 with serial numbers 28-10606 to 28-10719 inclusive.		
			F - Used on PA-28-150, PA-28-160 and PA-28-180 airplanes with serial numbers 28-1 to 28-1410 inclusive.		
			W - These parts <u>must</u> be ordered from Service Spares Department, Piper Aircraft, <u>Lock Haven, Penna.</u>		

When ordering, always specify Part Number, Description and Serial Number of Aircraft

PA-28-140
PA-28-150
PA-28-160
PA-28-180
PA-28-235



Figure and Index Number	Part Number	Code	NOMENCLATURE	No. Req.	SERIAL NUMBERS AFFECTED
77-24	62701-16		CABLE - Stabilator trim indicator, aft (54")	1	
-24a	62701-15	CD	CABLE - Stabilator trim (394.50")	1	
	62701-32	BC	CABLE - Stabilator trim (418")	1	
	62701-45	E	CABLE - Stabilator trim, forward (224.80")	1	
-24b	62701-47	E	CABLE - Stabilator trim, aft (224.75")	1	
-25	62708-02	D	BRACKET ASSEMBLY - Stabilator trim	1	
-26	62800-00	D	FORK ASSEMBLY - Trim	1	
-27	62801-00	D	ROD ASSEMBLY - Trim	1	
-28	404 229	DW	CHECK NUT - (AN315-8R)	1	
-29	62747-00		CHANNEL - Stabilator trim	2	
-30	62748-00		ANGLE - Stabilator trim	4	
-31	62749-00		PLATE	1	
-32	62750-00		PIN	1	
-33	62752-00		GUARD - Cable	1	
-34	62753-00		BRACKET - Stabilator trim pulley	1	
-35	62754-00		BUSHING - Stabilator trim	1	
-36	62755-00		SPACER - Stabilator trim	1	
-37	62802-00	D	BRACKET - Trim	1	
-38	62803-00	D	SHAFT ASSEMBLY - Trim	1	
-39	62804-00	D	SHAFT - Trim	1	
-40	62805-00	D	STOP - Trim shaft, lower	1	
-41	62806-00	D	STOP - Trim shaft, upper	1	
-42	62807-00	D	TRUNNION - Trim	1	
-43	62808-00	D	PULLEY - Trim shaft	1	
-44	480 714	D	ROLL PIN - (#59-022-094-0560)	2	
-45	480 696	DW	ROLL PIN - (#59-022-094-0625)	1	
-46	62809-00	D	FORK ASSEMBLY - Trim, lower	1	
-47	62711-04	D	PULLEY	1	
-48	63900-27	D	BUSHING	1	
-49	407 565	DW	WASHER - (AN960-416)	2	
-50	400 441	DW	BOLT - (AN3-7A)	1	
	407 584	DW	WASHER - (AN960-10L)	1	
	404 835	DW	NUT - (MS20364-1032)	1	
			A - Used on PA-28-140 with serial numbers 28-20002 and up, PA-28-150, PA-28-160 and PA-28-180 with serial numbers 28-1 to 28-4377 inclusive, and PA-28-235 with serial numbers 28-10003 to 28-10719 inclusive.		
			B - Used on PA-28-140 with serial numbers 28-20002 to 28-20656 inclusive, PA-28-235 with serial numbers 28-10003 to 28-10605 inclusive, and PA-28-150, PA-28-160 and PA-28-180 with serial numbers 28-1411 to 28-2171 inclusive.		
			C - Order part number 62701-45 (Forward Trim Cable) and part number 62701-47 (Aft Trim Cable) if Kit 756 896 or 756 930 has been installed.		
			D - Used on PA-28-150, PA-28-160 and PA-28-180 airplanes with serial numbers 28-1 to 28-1410 inclusive.		
			E - Used on PA-28-140 with serial numbers 28-20657 and up, PA-28-150, PA-28-160 and PA-28-180 with serial numbers 28-2172 to 28-4377 inclusive, and PA-28-235 with serial numbers 28-10606 to 28-10719 inclusive.		
			W - These parts must be ordered from Service Spares Department, Piper Aircraft, <u>Lock Haven, Penna.</u>		

When ordering, always specify Part Number, Description and Serial Number of Aircraft

PA-28-140
PA-28-150
PA-28-160
PA-28-180
PA-28-235



Figure and Index Number	Part Number	Code	NOMENCLATURE	No. Req.	SERIAL NUMBERS AFFECTED
77-51	480 713		ROLL PIN - (#59-022-094-0680)	1	
-52	62711-04		PULLEY - Stabilator trim	7	
-53	424 050	W	COTTER PIN - (AN380-2-1)	1	
-54	424 051	W	COTTER PIN - (AN380-2-2)	1	
-55	424 052	CW	COTTER PIN - (AN380-2-3)	2	
	424 096	B	COTTER PIN - (AN380-C-2-3)	2	
-56	424 148	W	PIN - Flat head (AN392-23)	1	
-57	424 153		PIN - Flat head (AN392-31)	1	
-58	424 155	W	PIN - Flat head (AN392-35)	1	
-59	407 561	W	WASHER - (AN960-4)	1	
-60	407 585	CW	WASHER - (AN960-416L)	3	
-61	407 586	CW	WASHER - (AN960-516L)	1	
-62	400 437	W	BOLT - (AN3-3A)	4	
	407 584	W	WASHER - (AN960-10L)	4	
-63	400 438	CW	BOLT - (AN3-4A)	2	
	407 564	CW	WASHER - (AN960-10)	2	
	404 887	CW	NUT - (AN365-1032)	2	
-64	401 266	CW	BOLT - (AN3-5A)	2	
	407 584	CW	WASHER - (AN960-10L)	6	
	404 887	CW	NUT - (MS20365-1032)	2	
-65	401 266	W	BOLT - (AN3-5A)	2	
	494 066	W	WASHER - (#K-19001-3)	2	
	406 551		NUT - (#H19000-3)	2	
-66	400 441	W	BOLT - (AN3-7A)	2	
	407 564	W	WASHER - (AN960-10)	4	
	404 887	W	NUT - (MS20365-1032)	2	
-67	400 441	CW	BOLT - (AN3-7A)	2	
	407 584	CW	WASHER - (AN960-10L)	2	
	404 887	CW	NUT - (MS20365-1032)	2	
-68	400 441	W	BOLT - (AN3-7A)	4	
	407 585	W	WASHER - (AN960-416L)	8	
	407 564	W	WASHER - (AN960-10)	4	
	404 887	W	NUT - (MS20365-1032)	4	
-69	400 446	CW	BOLT - (AN3-16A)	1	
	407 584	CW	WASHER - (AN960-10L)	1	
	404 887	CW	NUT - (MS20365-1032)	1	
-70	400 449	W	BOLT - (AN3-24A)	1	
	407 584	W	WASHER - (AN960-10L)	5	
	404 887	W	NUT - (MS20365-1032)	1	
			A - Used on PA-28-140 with serial numbers 28-20002 and up, PA-28-150, PA-28-160 and PA-28-180 with serial numbers 28-1 to 28-4377 inclusive, and PA-28-235 with serial numbers 28-10003 to 28-10719 inclusive.		
			B - Used on PA-28-140 with serial numbers 28-20002 to 28-20656 inclusive, PA-28-150, PA-28-160 and PA-28-180 with serial numbers 28-1411 to 28-2171 inclusive, and PA-28-235 with serial numbers 28-10003 to 28-10605 inclusive.		
			C - Used on PA-28-150, PA-28-160 and PA-28-180 airplanes with serial numbers 28-1 to 28-1410 inclusive.		
			W - These parts <u>must</u> be ordered from Service Spares Department, Piper Aircraft, <u>Lock Haven, Penna.</u>		

When ordering, always specify Part Number, Description and Serial Number of Aircraft

PA-28-140
PA-28-150
PA-28-160
PA-28-180
PA-28-235



Figure and Index Number	Part Number	Code	NOMENCLATURE	No. Req.	SERIAL NUMBERS AFFECTED
77-71	400 664	D	BOLT - (AN21-19)	1	
	407 562	DW	WASHER - (AN960-6)	1	
	404 885	DW	NUT - (AN365-640)	1	
-72	402 032	DW	BOLT - (AN42B-5)	1	
	407 564	DW	WASHER - (AN960-10)	1	
	404 887	DW	NUT - (MS20365-1032)	1	
-73	404 101	DW	NUT - (AN310-4)	2	
	424 052	DW	COTTER PIN - (AN380-2-3)	2	
-74	424 177	DW	PIN - (AN393-17)	1	
	407 585	DW	WASHER - (AN960-416L)	2	
	424 051	DW	COTTER PIN - (AN380-2-2)	1	
-75	401 266	W	BOLT - (AN3-5A)	1	
	407 584	W	WASHER - (AN960-10L)	2	
	404 887	W	NUT - (MS20365-1032C)	1	
-76	415 450	DW	SCREW - (AN526-832R10)	1	
	407 562	DW	WASHER - (AN960-6)	1	
	404 909	DW	NUT - (MS20365-632)	1	
-77	554 979		CLIP - Turnbuckle safety (MS21256-1)	4	
-78	452 015	W	BARREL - Turnbuckle (NAS649B8S)	2	
-79	62817-00		BRACKET - Pulley	1	
-80	11200-00	CW	PULLEY	2	
-81	62711-04	BE	PULLEY	1	
-82	63882-09	BE	SLEEVE	2	
-83	65003-06	BE	BUSHING	1	
-84	65003-07	C	BUSHING	2	
-85	63900-19	BE	BUSHING	1	
-86	484 747	BE	RING - Snap (#5108-75)	1	
-87	65244-00	BE	RIB - Stabilator trim	2	
-88	65245-00	BE	RIB - Stabilator trim	1	
-89	65246-00	B	SHAFT - Stabilator trim	1	
			A - Used on PA-28-140 with serial numbers 28-20002 and up, PA-28-150, PA-28-160 and PA-28-180 with serial numbers 28-1 to 28-4377 inclusive, and PA-28-235 with serial numbers 28-10003 to 28-10719 inclusive.		
			B - Used on PA-28-150, PA-28-160 and PA-28-180 airplanes with serial numbers 28-1411 to 28-4377 inclusive, PA-28-235 airplanes with serial numbers 28-10003 to 28-10719 inclusive, and all PA-28-140 airplanes.		
			C - Used on PA-28-140 with serial numbers 28-20002 to 28-20656 inclusive, PA-28-150, PA-28-160 and PA-28-180 with serial numbers 28-1411 to 28-2171 inclusive, and PA-28-235 with serial numbers 28-10003 to 28-10605 inclusive.		
			D - Used on PA-28-150, PA-28-160 and PA-28-180 airplanes with serial numbers 28-1 to 28-1410 inclusive.		
			E - Used on PA-28-150, PA-28-160 and PA-28-180 with serial numbers 28-1 to 28-1410 if Kit 756 930 has been installed.		
			W - These parts must be ordered from Service Spares Department, Piper Aircraft, <u>Lock Haven, Penna.</u>		

When ordering, always specify Part Number, Description and Serial Number of Aircraft



Figure and Index Number	Part Number	Code	NOMENCLATURE	No. Req.	SERIAL NUMBERS AFFECTED
77-90	65247-00	CD	BARREL - Stabilator trim	1	
	63530-00	F	BARREL - Stabilator trim	1	
-90a	68491-00		GUARD - Cable	2	
-91	65248-00	B	ARM ASSEMBLY - Stabilator trim	1	
-92	65249-00	BE	PLATE - Stabilator trim	1	
-93	65250-00	BE	CLIP - Stabilator trim	1	
-94	65251-00	BE	TAB - Stabilator trim	2	
-95	65252-00	BE	CLIP - Stabilator trim	1	
-96	65253-00	BE	LINK - Stabilator trim	2	
-97	65254-00	B	EYE BOLT - Stabilator trim	1	
-98	65255-00	BE	BRACKET - Stabilator trim	1	
-99	65256-00	BE	BRACKET - Stabilator trim	1	
-100	65257-00	C	LINK - Stabilator trim	2	
-101	452 413	BE	BEARING - (#F-838)	2	
-102	452 418	BE	BEARING - Thrust (#T-1010)	1	
-103	400 441	BEW	BOLT - (AN3-7A)	1	
	407 584	BEW	WASHER - (AN960-10L)	1	
	407 565	BEW	WASHER - (AN960-416)	2	
	404 835	BEW	NUT - (MS20364-1032C)	1	
-104	400 438	BEW	BOLT - (AN3-4A)	4	
	407 564	BEW	WASHER - (AN960-10)	4	
	404 887	BEW	BOLT - (MS20365-1032C)	4	
-105	402 032	CW	BOLT - (AN42B-5)	4	
	407 564	CW	WASHER - (AN960-10)	1	
	404 887	CW	NUT - (MS20365-1032C)	1	
-106	401 266	CW	BOLT - (AN3-5A)	1	
	407 564	CW	WASHER - (AN960-10)	1	
	404 887	CW	BOLT - (MS20365-1032C)	1	
			<p>A - Used on PA-28-140 with serial numbers 28-20002 and up, PA-28-150, PA-28-160 and PA-28-180 with serial numbers 28-1 to 28-4377 inclusive, and PA-28-235 with serial numbers 28-10003 to 28-10719 inclusive.</p> <p>B - Used on PA-28-150, PA-28-160 and PA-28-180 airplanes with serial numbers 28-1411 to 28-4377 inclusive, PA-28-235 with serial numbers 28-10003 to 28-10719 inclusive, and all PA-28-140 airplanes.</p> <p>C - Used on PA-28-140 with serial numbers 28-20002 to 28-20656 inclusive, PA-28-150, PA-28-160 and PA-28-180 with serial numbers 28-1411 to 28-2171 inclusive, and PA-28-235 with serial numbers 28-10003 to 28-10605 inclusive.</p> <p>D - Order part number 63530-00 if Kit 756 896 has been installed.</p> <p>E - Used on PA-28-150, PA-28-160 and PA-28-180 with serial numbers 28-1 to 28-1410 if Kit 756 930 has been installed.</p> <p>F - Used on PA-28-140 with serial numbers 28-20657 and up, PA-28-150, PA-28-160 and PA-28-180 with serial numbers 28-2172 to 28-4377 inclusive, and PA-28-235 with serial numbers 28-10606 to 28-10719 inclusive.</p> <p>W - These parts <u>must</u> be ordered from Service Spares Department, Piper Aircraft, <u>Lock Haven, Penna.</u></p>		

When ordering, always specify Part Number, Description and Serial Number of Aircraft

PA-28-140
PA-28-150
PA-28-160
PA-28-180
PA-28-235



Figure and Index Number	Part Number	Code	NOMENCLATURE	No. Req.	SERIAL NUMBERS AFFECTED
77-107	424 123	CD	COTTER PIN - (AN380-C-4-3)	2	
-108	400 443	CDW	BOLT - (AN3-12A)	1	
	407 564	CDW	WASHER - (AN960-10)	2	
	407 800	CDW	WASHER - (AN970-3)	1	
	404 887	CDW	NUT - (MS20365-1032C)	1	
-109	401 269	CDW	BOLT - (AN3-10A)	1	
	407 564	CDW	WASHER - (AN960-10)	2	
	404 887	CDW	NUT - (MS20365-1032C)	1	
-110	424 182	BW	PIN - (AN393-27)	1	
	407 585	BW	WASHER - (AN960-416L)	3	
	407 564	BW	WASHER - (AN960-10)	1	
	424 095	BW	COTTER PIN - (AN380-C-2-2)	1	
-111	407 684		WASHER - (AN960-C1216L)	1	
<p>A - Used on PA-28-140 with serial numbers 28-20002 and up, PA-28-150, PA-28-160 and PA-28-180 with serial numbers 28-1 to 28-4377 inclusive, and PA-28-235 w with serial numbers 28-10003 to 28-10719 inclusive.</p> <p>B - Used on PA-28-140 with serial numbers 28-20002 to 28-20656 inclusive, PA-28-150, PA-28-160 and PA-28-180 with serial numbers 28-1411 to 28-2171 inclusive, and PA-28-235 with serial numbers 28-10003 to 28-10605 inclusive.</p> <p>C - Used on PA-28-150, PA-28-160 and PA-28-180 airplanes with serial numbers 28-1411 to 28-4377 inclusive, PA-28-235 with serial numbers 28-10003 to 28-10719 inclusive, and all PA-28-140 airplanes.</p> <p>D - Used on PA-28-150, PA-28-160 and PA-28-180 with serial numbers 28-1 to 28-1410 if Kit 756 930 has been installed.</p> <p>W - These parts <u>must</u> be ordered from Service Spares Department, Piper Aircraft, <u>Lock Haven, Penna.</u></p>					

When ordering, always specify Part Number, Description and Serial Number of Aircraft

INTENTIONALLY LEFT BLANK



Figure and Index Number	Part Number	Code	NOMENCLATURE	No. Req.	SERIAL NUMBERS AFFECTED
78-	65580 67018 65258	B C	DRAWING - Control System Installation DRAWING - Control System Installation DRAWING - Stabilator Trim Installation		
-1	62701-47		CABLE - Stabilator trim, aft	1	
-2	68414-03		WHEEL ASSEMBLY - Trim tab	1	
-3	65250-00		CLIP - Stabilator trim	1	
-4	65633-00		BRACKET ASSEMBLY - Trim tab	1	
-5	68488-00	DH	INDICATOR - Stabilator trim	1	
	68488-02	E	INDICATOR - Stabilator trim	1	
-6	65635-00		BRACKET - Trim tab	1	
-7	62711-03		PULLEY - Trim tab	2	
-8	62715-02		BUSHING - Trim tab	2	
-9	62714-02		BUSHING - Trim tab	1	
-10	62714-04		BUSHING - Trim tab	1	
-11	62743-08		SPACER - Stabilator trim pulley	1	
-12	62701-56	F	CABLE - Stabilator trim, forward	2	
	62701-104	G	CABLE - Stabilator trim, forward	2	
-13	65632-00	D	PLATE ASSEMBLY - Trim wheel	1	
	65632-03	E	PLATE ASSEMBLY - Trim wheel	1	
-14	65639-00		GUARD - Trim pulley	1	
-15	62710-03	B	PIN - Cable guard	1	
	62710-02	C	PIN - Cable guard	1	
-16	452 015	W	BARREL - Turnbuckle (NAS649B8S)	2	
-17	554 979		CLIP - Turnbuckle safety (MS21256-1)	4	
<p>A - Used on PA-28-235 with serial numbers 28-10720 and up, PA-28-180 with serial numbers 28-4378 and up, PA-28R-180 and PA-28R-200 airplanes.</p> <p>B - Used on PA-28-180 with serial numbers 28-4378 and up, and PA-28-235 airplanes.</p> <p>C - Used on PA-28R-180 and PA-28R-200 airplanes.</p> <p>D - Used on PA-28-180 with serial numbers 28-4378 to 28-5869 inclusive, PA-28-235 with serial numbers 28-10720 to 28-11393 inclusive, PA-28R-180 with serial numbers 28-30005 to 28-30481 inclusive, 28-30483 to 28-31279 inclusive, and PA-28R-200 with serial numbers 28-30482, 28-35001 to 28-35830.</p> <p>E - Used on PA-28-180 with serial numbers 28-7105001 and up, PA-28-235 with serial numbers 28-7110001 and up, PA-28R-180 with serial numbers 28-7130001 and up, and PA-28R-200 with serial numbers 28-7135001 and up.</p> <p>F - Used on PA-28R-200 with serial numbers 28-30482, 28-35001 to 28-7135238 inclusive, PA-28-180, PA-28R-180 and PA-28-235 airplanes.</p> <p>G - Used on PA-28R-200 with serial numbers 28-7235001 and up.</p> <p>H - Order 68488-02 if Kit 760 542, Landing Gear Back-Up Actuator Override Mechanism, has been installed.</p> <p>W - These parts <u>must</u> be ordered from Service Spares Department, Piper Aircraft, <u>Lock Haven, Penna.</u></p>					

When ordering, always specify Part Number, Description and Serial Number of Aircraft



Figure and Index Number	Part Number	Code	NOMENCLATURE	No. Req.	SERIAL NUMBERS AFFECTED
78-18	68472-00		BRACKET - Stabilator trim pulley	1	
-19	85012-40	B	WASHER - Stabilator trim pulley	2	
	407 564	CW	WASHER - Stabilator trim pulley (AN960-10)	2	
-20	63900-56		BUSHING - Stabilator trim pulley	1	
-21	63900-55		BUSHING - Stabilator trim pulley	1	
-22	481 640		PULLEY - (MS24566-1B)	4	
-23	400 446	W	BOLT - (AN3-16A)	1	
	63900-61		BUSHING	1	
	407 584	W	WASHER - (AN960-10L)	1	
	404 887	W	NUT - (MS20365-1032C)	1	
-24	400 437	W	BOLT - (AN3-3A)	4	
-25	424 180		PIN - (AN393-23)	1	
	424 051	W	COTTER PIN - (AN380-2-2)	1	
-26	401 279	W	BOLT - (AN3-25A)	2	
	407 584	W	WASHER - (AN960-10L)	2	
	404 887	W	NUT - (MS20365-1032C)	2	
-27	65254-00		BOLT - Eye, stabilator trim	1	
-28	400 437	W	BOLT - (AN3-3A)	4	
	407 584	W	WASHER - (AN960-10L)	4	
-29	401 266	W	BOLT - (AN3-5A)	2	
	494 066	W	WASHER - (#K19001-3)	2	
	406 551		NUT - (#H19000-3)	2	
-30	400 438	W	BOLT - (AN3-4A)	4	
	407 564	W	WASHER - (AN960-10)	4	
	404 887	W	NUT - (MS20365-1032C)	4	
-31	401 269	W	BOLT - (AN3-10A)	2	
	407 564	W	WASHER - (AN960-10)	4	
	404 887	W	NUT - (MS20365-1032C)	2	
-32	404 325		NUT - (AN316-7R)	1	
-33	407 684		WASHER - (AN960-C1216L)	1	
-34	424 123		COTTER PIN - (AN380-C-4-3)	2	
-35	63882-09		SLEEVE - Stabilator trim link	2	
-36	65003-06		BUSHING - Stabilator trim link	2	
-37	65246-00		SHAFT - Stabilator trim	1	
-38	65249-00		PLATE - Stabilator trim	1	
-39	65252-00		CLIP - Stabilator trim	1	
-40	65253-00		LINK - Stabilator trim	2	
-41	484 747		SNAP RING - (#5108-75)	1	
-42	65248-00		ARM ASSEMBLY - Stabilator trim	1	
-43	68491-00		GUARD - Cable	2	
-44	452 418		BEARING - Thrust (#T-1010)	1	
-45	452 413		BEARING - (#F-838)	2	
-46	65244-00		RIB - Stabilator trim	2	
-47	65251-00		TAB - Stabilator trim	2	
-48	62833-18		SHIM - Stabilator trim	1	
-49	63530-00		BARREL - Stabilator trim	1	
-50	65245-00		RIB - Stabilator trim	1	
			A - Used on PA-28-235 with serial numbers 28-10720 and up, PA-28-180 with serial numbers 28-4378 and up, PA-28R-180 and PA-28R-200 airplanes.		
			B - Used on PA-28-180 with serial numbers 28-4378 and up, and PA-28-235 airplanes.		
			C - Used on PA-28R-180 and PA-28R-200 airplanes.		
			W - These parts <u>must</u> be ordered from Service Spares Department, Piper Aircraft, <u>Lock Haven, Penna.</u>		

When ordering, always specify Part Number, Description and Serial Number of Aircraft

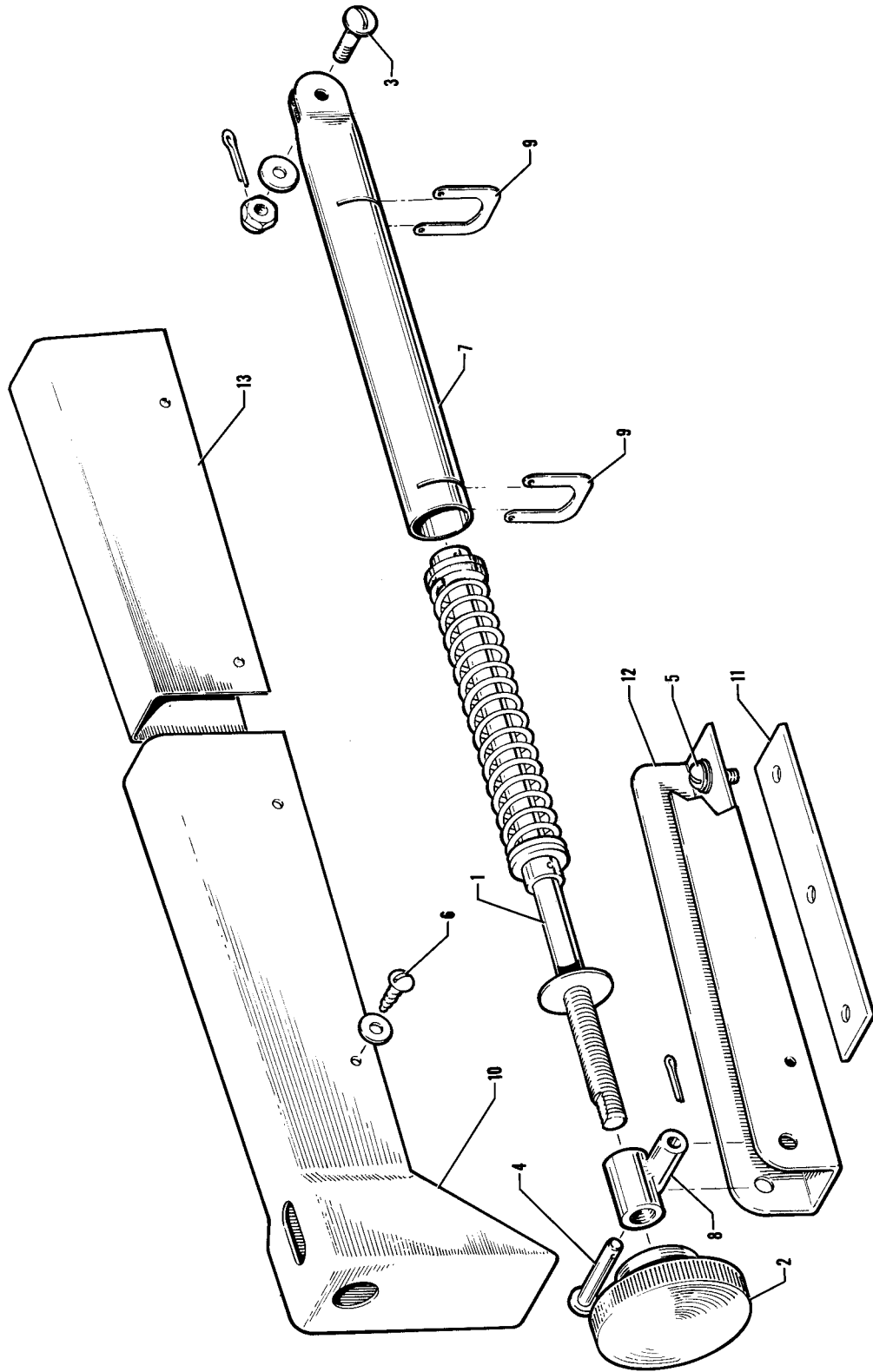


Figure 79. Rudder Trim Mechanism Installation



Figure and Index Number	Part Number	Code	NOMENCLATURE	No. Req.	SERIAL NUMBERS AFFECTED
79-	62828 67384 65837	B F E	DRAWING - Rudder Trim Mechanism Installation DRAWING - Rudder Trim Mechanism Installation DRAWING - Rudder Trim Mechanism Installation		
-1	62829-00 62829-00 66659-00 62829-03 62829-05	A G D H C	SHAFT ASSEMBLY - Rudder trim SHAFT ASSEMBLY - Rudder trim SHAFT ASSEMBLY - Rudder trim SHAFT ASSEMBLY - Rudder trim SHAFT ASSEMBLY - Rudder trim	1 1 1 1 1	28-1 to 28-1410 inclusive 28-11040 and up
-2	62838-00		KNOB	1	
-3	400 672 407 584 404 392 424 051	W W W W	BOLT - (AN23-10) WASHER - (AN960-10L) NUT - (AN320-3) COTTER PIN - (AN380-2-2)	1 1 1 1	
<p>A - Used on PA-28-150, PA-28-160 and PA-28-180 only. B - Used on PA-28-150, PA-28-160 and PA-28-180 with serial numbers 28-1 to 28-4377 inclusive, PA-28-235 with serial numbers 28-10003 to 28-11039 inclusive, and PA-28-140 airplanes with serial numbers 28-20002 to 28-24999 inclusive. C - Used on PA-28-235 airplanes only. D - Used on PA-28R-180 with serial numbers 28-31079 and up, and PA-28R-200 with serial numbers 28-30482, 28-35001 and up. E - Used on PA-28-180 with serial numbers 28-4378 and up, PA-28-235 with serial numbers 28-11040 and up, and PA-28-140 with serial numbers 28-25000 and up. F - Used on PA-28R-180 and PA-28R-200 airplanes only. G - Used on PA-28-140 with serial numbers 28-20002 to 28-21944 inclusive, PA-28-150, PA-28-160 and PA-28-180 with serial numbers 28-1411 to 28-3489 inclusive, PA-28-235 with serial numbers 28-10003 to 28-10720 inclusive, and PA-28R-180 with serial numbers 28-30005 to 28-30481 inclusive, 28-30483 to 28-31078 inclusive. H - Used on PA-28-140 with serial numbers 28-21945 and up, PA-28-150, PA-28-160 and PA-28-180 with serial numbers 28-3490 and up, and PA-28-235 with serial numbers 28-10720 to 28-11040 inclusive. W - These parts must be ordered from Service Spares Department, Piper Aircraft, <u>Lock Haven, Penna.</u></p>					

When ordering, always specify Part Number, Description and Serial Number of Aircraft



Figure and Index Number	Part Number	Code	NOMENCLATURE	No. Req.	SERIAL NUMBERS AFFECTED
79-4	424 185	CGW	PIN - Flat head (MS20392-2-33)	1	
	424 186	BW	PIN - Flat head (MS20392-2-35)	1	
	424 186	HJW	PIN - Flat head (MS20392-2-35)	1	
	424 051	W	COTTER PIN - (AN380-2-2)	1	
-5	415 754	CGW	SCREW - (AN515-832R8)	3	
	415 753	BHW	SCREW - (AN515-8R7)	2	
	404 910	CGW	NUT - (MS20365-832C)	1	
	407 583		WASHER - (AN960-8L)	7	
-6	419 683	CGW	SCREW - (#4 x 1/2")	4	
-7	62830-00	F	HOUSING - Rudder trim	1	
	66530-00	A	HOUSING - Rudder trim	1	
	66658-00	D	HOUSING - Rudder trim	1	
	65836-00	E	HOUSING - Rudder trim	1	
-8	62831-00		BUSHING ASSEMBLY - Rudder trim	1	
-9	62832-00		CLIP - Rudder trim	2	
<p>A - Used on PA-28-140 with serial numbers 28-20521 to 28-24999 inclusive, PA-28-150, PA-28-160 and PA-28-180 with serial numbers 28-1761 to 28-4377 inclusive, PA-28-235 with serial numbers 28-10487 to 28-11039 inclusive, and PA-28R-180 with serial numbers 28-30005 to 28-30481 inclusive, 28-30483 to 28-31078 inclusive.</p> <p>B - Used on PA-28R-180 and PA-28R-200 airplanes only.</p> <p>C - Used on PA-28-235 with serial numbers 28-10003 to 28-11039 inclusive.</p> <p>D - Used on PA-28-140 with serial numbers 28-20002 to 28-20520 inclusive, PA-28-150, PA-28-160 and PA-28-180 with serial numbers 28-1 to 28-1760 inclusive, and PA-28-235 with serial numbers 28-10003 to 28-10486 inclusive.</p> <p>E - Used on PA-28-180 with serial numbers 28-4378 and up, PA-28-235 with serial numbers 28-11040 and up, and PA-28-140 with serial numbers 28-25000 and up.</p> <p>F - Used on PA-28-140 with serial numbers 28-21945 and up, PA-28-150, PA-28-160 and PA-28-180 with serial numbers 28-3490 and up, and PA-28-235 with serial numbers 28-10720 to 28-11040 inclusive.</p> <p>G - Used on PA-28-140 with serial numbers 28-20002 to 28-24999 inclusive, PA-28-150, PA-28-160 and PA-28-180 airplanes only.</p> <p>H - Used on PA-28-235 with serial numbers 28-11040 and up, and PA-28-140 with serial numbers 28-25000 and up.</p> <p>J - Used on PA-28-180 with serial numbers 28-4378 and up.</p> <p>W - These parts must be ordered from Service Spares Department, Piper Aircraft, Lock Haven, Penna.</p>					

When ordering, always specify Part Number, Description and Serial Number of Aircraft



Figure and Index Number	Part Number	Code	NOMENCLATURE	No. Req.	SERIAL NUMBERS AFFECTED
79-10	62835-00		COVER - Rudder trim, black	1	28-1 to 28-670 inclusive
	62835-07	J	COVER - Rudder trim, black	1	
	63295-02	D	COVER - Rudder trim, brown	1	
	63295-03	H	COVER - Rudder trim, gray	1	
	63295-04	G	COVER - Rudder trim, blue	1	
	63295-05	G	COVER - Rudder trim, red	1	
-11	62836-00	CD	PLATE - Rudder trim	1	
-12	62837-00	CD	CHANNEL - Rudder trim	1	
	67382-00	B	CHANNEL - Rudder trim	1	
	69318-00	F	CHANNEL - Rudder trim	1	
	67382-00	E	CHANNEL - Rudder trim	1	
	69318-00	A	CHANNEL - Rudder trim	1	
-13	65216-00	C	CHANNEL - Rudder trim cover	1	
			A - Used on PA-28-235 with serial numbers 28-11040 and up, and PA-28-140 with serial numbers 28-25000 and up.		
			B - Used on PA-28R-180 with serial numbers 28-30005 to 28-30481 inclusive, 28-30483 to 28-30678 inclusive.		
			C - Used on PA-28-235 with serial numbers 28-10003 to 28-11039 inclusive.		
			D - Used on PA-28-150, PA-28-160 and PA-28-180 with serial numbers 28-1 to 28-4377 incl. and PA-28-140 with serial numbers 28-20002 to 28-24999 incl.		
			E - Used on PA-28-180 with serial numbers 28-4378 to 28-4877 inclusive.		
			F - Used on PA-28R-180 with serial numbers 28-30679 and up, and PA-28R-200 with serial numbers 28-30482, 28-35001 and up.		
			G - Used on PA-28-140 with serial numbers 28-21468 to 28-24999 inclusive, PA-28-150, PA-28-160 and PA-28-180 with serial numbers 28-1761 to 28-4377 inclusive.		
			H - Used on PA-28-140 with serial numbers 28-20002 to 28-21467 inclusive, PA-28-150, PA-28-160 and PA-28-180 with serial numbers 28-671 to 28-1760 inclusive.		
			J - Used on PA-28-140 with serial numbers 28-20002 to 28-24999 inclusive.		

When ordering, always specify Part Number, Description and Serial Number of Aircraft

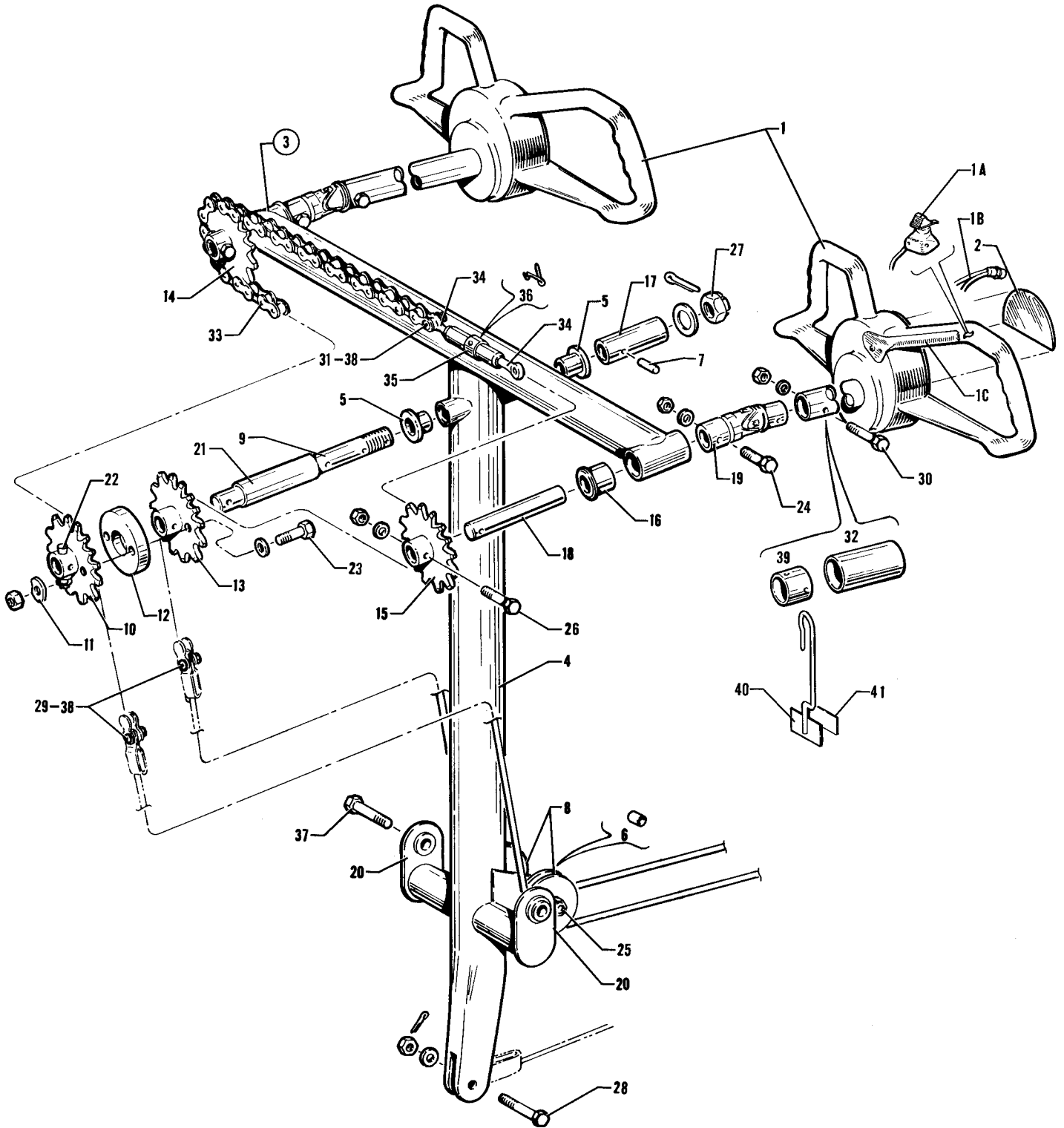


Figure 80. Control Wheel Installation
 (PA-28-140-150-160 - Serial Nos. 28-1 and up)
 (PA-28-180 - Serial Nos. 28-671 to 28-4377 inclusive)
 (PA-28-235 - Serial Nos. 28-10003 to 28-11039 inclusive)

PA-28-140
 PA-28-150
 PA-28-160
 PA-28-180
 PA-28-235

INTENTIONALLY LEFT BLANK



Figure and Index Number	Part Number	Code	NOMENCLATURE	No. Req.	SERIAL NUMBERS AFFECTED
80-	62700	E	DRAWING - Control System Installation		
	65580	F	DRAWING - Control System Installation		28-10720 to 28-11039 inclusive
	66697	K	DRAWING - Control System Installation		
-1	62824-00	BD	WHEEL ASSEMBLY - Control (3/4" O.D. shaft)	2	
	68558-07	CD	WHEEL ASSEMBLY - Control, left (1 1/8" O.D. shaft)	1	
	68558-08	CD	WHEEL ASSEMBLY - Control, right (1 1/8" O.D. shaft)	1	
	65604-00	DEG	WHEEL ASSEMBLY - Control, left (3/4" O.D. shaft)	1	
	65604-07	DEG	WHEEL ASSEMBLY - Control, left (1 1/8" O.D. shaft)	1	
	66740-02	GK	WHEEL ASSEMBLY - Control, left	1	28-25000 and up
	65604-16	DEH	WHEEL ASSEMBLY - Control, left (3/4" O.D. shaft)	1	
	65604-10	DEH	WHEEL ASSEMBLY - Control, left (1 1/8" O.D. shaft)	1	
	66740-03	HK	WHEEL ASSEMBLY - Control, left	1	28-25000 and up
	65604-15	DEJ	WHEEL ASSEMBLY - Control, left (3/4" O.D. shaft)	1	
	65604-11	DEJ	WHEEL ASSEMBLY - Control, left (1 1/8" O.D. shaft)	1	
	66740-04	JK	WHEEL ASSEMBLY - Control, left	1	28-25000 and up
-1a	63778-00		SWITCH AND HOUSING ASSEMBLY - Electric trim	1	
-1b	68828-00		SWITCH ASSEMBLY - AutoFlite	1	
-1c	68829-00		COVER - Switch wire	1	
-2	63920-00		MEDALLION	1	

- A - Used on PA-28-140 with serial numbers 28-20002 and up, PA-28-150, PA-28-160 and PA-28-180 with serial numbers 28-1 to 28-4377 inclusive, and PA-28-235 with serial numbers 28-10003 to 28-11039 inclusive.
- B - Used on PA-28-150, PA-28-160 and PA-28-180 with serial numbers 28-1 to 28-3377 inclusive, PA-28-235 with serial numbers 28-10003 to 28-10719 inclusive, and PA-28-140 with serial numbers 28-20002 to 28-24999 inclusive.
- C - Used on PA-28-150, PA-28-160 and PA-28-180 with serial numbers 28-3378 to 28-4377 inclusive, PA-28-235 with serial numbers 28-10720 to 28-11039 inclusive, and PA-28-140 with serial numbers 28-25000 and up.
- D - Ascertain O.D. of Control Wheel Shaft before ordering.
- E - Used on PA-28-150, PA-28-160 and PA-28-180 with serial numbers 28-1 to 28-4377 inclusive, PA-28-235 with serial numbers 28-10003 to 28-10719 inclusive, and PA-28-140 with serial numbers 28-20002 to 28-24999 inclusive.
- F - Used on PA-28-235 airplanes only.
- G - Used if Electric Trim only is installed.
- H - Used if AutoFlite only is installed.
- J - Used if AutoFlite and Electric Trim are installed.
- K - Used on PA-28-140 with serial numbers 28-25000 and up.

When ordering, always specify Part Number, Description and Serial Number of Aircraft



Figure and Index Number	Part Number	Code	NOMENCLATURE	No. Req.	SERIAL NUMBERS AFFECTED
80-3	62703-32		CONTROL COLUMN ASSEMBLY	1	28-1 to 28-1230 inclusive
	62703-25	E	CONTROL COLUMN ASSEMBLY	1	
	62703-27	F	CONTROL COLUMN ASSEMBLY	1	
	62019-00	D	CONTROL COLUMN ASSEMBLY	1	
	62019-03	G	CONTROL COLUMN ASSEMBLY	1	
-4	62703-31		TEE BAR ASSEMBLY - Control column	1	28-1 to 28-1230 inclusive
	62703-24	E	TEE BAR ASSEMBLY - Control column	1	
	62703-26	C	TEE BAR ASSEMBLY - Control column	1	
-5	452 372	W	BEARING - (#F504-2)	2	28-972 and up
-6	62712-02		BUSHING - Inner, control (.375 length)	1	28-1 to 28-1230 inclusive
	62712-02	E	BUSHING - Inner, control (.375 length)	1	
	62712-04	BF	BUSHING - Inner, control (.620 length)	1	
-7	480 683	W	PIN - Roll (#59-028-125 x .0687)	1	
-8	62825-00		PULLEY - Control column (with bushing)	2	28-1 to 28-1230 inclusive
	62825-00	E	PULLEY - Control column (with bushing)	2	
	481 651	BFW	PULLEY - Control column (MS20220-1) (with bushing)	2	
<p>A - Used on PA-28-140 with serial numbers 28-20002 and up, PA-28-150, PA-28-160 and PA-28-180 with serial numbers 28-1 to 28-4377 inclusive, and PA-28-235 with serial numbers 28-10003 to 28-11039 inclusive.</p> <p>B - Used on PA-28-150, PA-28-160 and PA-28-180 with serial numbers 28-3378 to 28-4377 inclusive, PA-28-140 with serial numbers 28-21846 to 28-21930 inclusive, 28-21935 and up, and PA-28-235 with serial numbers 28-10720 to 28-11039 inclusive.</p> <p>C - Used on PA-28-140 with serial numbers 28-21446 and up, PA-28-150, PA-28-160 and PA-28-180 with serial numbers 28-2978 to 28-4377 inclusive, and PA-28-235 with serial numbers 28-10720 to 28-11039 inclusive.</p> <p>D - Used on PA-28-150, PA-28-160 and PA-28-180 with serial numbers 28-3378 to 28-4171 inclusive, PA-28-140 with serial numbers 28-21846 to 28-21930 inclusive, 28-21935 to 28-23241 inclusive, and PA-28-235 with serial numbers 28-10720 to 28-10943 inclusive.</p> <p>E - Used on PA-28-150, PA-28-160 and PA-28-180 with serial numbers 28-1231 to 28-2977 inclusive, PA-28-140 with serial numbers 28-20002 to 28-21445 inclusive, and PA-28-235 with serial numbers 28-10003 to 28-10719 inclusive.</p> <p>F - Used on PA-28-150, PA-28-160 and PA-28-180 with serial numbers 28-2978 to 28-3377 inclusive, and PA-28-140 with serial numbers 28-21446 to 28-21845 inclusive, and 28-21931 to 28-21934 inclusive.</p> <p>G - Used on PA-28-140 with serial numbers 28-23242 and up, PA-28-150, PA-28-160 and PA-28-180 with serial numbers 28-4118 to 28-4377 inclusive, and PA-28-235 with serial numbers 28-10944 to 28-11039 inclusive.</p> <p>W - These parts <u>must</u> be ordered from Service Spares Department, Piper Aircraft, <u>Lock Haven, Penna.</u></p>					

When ordering, always specify Part Number, Description and Serial Number of Aircraft



Figure and Index Number	Part Number	Code	NOMENCLATURE	No. Req.	SERIAL NUMBERS AFFECTED
80-9	62848-00	G	SHAFT - Control column	1	
	62848-02	B	SHAFT - Control column	1	
	69077-00	E	SHAFT - Control column	1	
-10	62779-00	G	SPROCKET - Control column	1	
	63404-00	F	SPROCKET - Control column	1	
-11	62784-00		WASHER - Control column	1	
-12	62782-00		SPACER - Control column	1	
-13	62778-00		SPROCKET - Control column	1	
-14	62845-00		SPROCKET - Control column	1	28-1 to 28-1230 inclusive
	62845-00	CH	SPROCKET - Control column	1	
	62845-02	D	SPROCKET - Control column	1	
-15	62839-00		SPROCKET ASSEMBLY - Control column	1	
-16	452 389		BUSHING - (#F825-2) Control column	4	
-17	62849-00		SPACER - Tee bar	1	28-511 and up
<p>A - Used on PA-28-140 with serial numbers 28-20002 and up, PA-28-150, PA-28-160 and PA-28-180 with serial numbers 28-1 to 28-4377 inclusive, and PA-28-235 with serial numbers 28-10003 to 28-11039 inclusive.</p> <p>B - Used on PA-28-140 with serial numbers 28-20301 to 28-23241 inclusive, PA-28-150, PA-28-160 and PA-28-180 with serial numbers 28-1807 to 28-4171 inclusive, and PA-28-235 with serial numbers 28-10487 to 28-10943 inclusive.</p> <p>C - Used on PA-28-150, PA-28-160 and PA-28-180 with serial numbers 28-2978 to 28-3377 inclusive, and PA-28-140 with serial numbers 28-21446 to 28-21845 inclusive, and 28-21931 to 28-21934 inclusive.</p> <p>D - Used on PA-28-150, PA-28-160 and PA-28-180 with serial numbers 28-3378 to 28-4377 inclusive, PA-28-140 with serial numbers 28-21846 to 28-21930 inclusive, 28-21935 and up, and PA-28-235 with serial numbers 28-10720 to 28-11039 inclusive.</p> <p>E - Used on PA-28-140 with serial numbers 28-23242 and up, PA-28-150, PA-28-160 and PA-28-180 with serial numbers 28-4118 to 28-4377 inclusive, and PA-28-235 with serial numbers 28-10944 to 28-11039 inclusive.</p> <p>F - Used on PA-28-140 with serial numbers 28-20301 and up, PA-28-150, PA-28-160 and PA-28-180 with serial numbers 28-1807 to 28-4377 inclusive, and PA-28-235 with serial numbers 28-10487 to 28-11039 inclusive.</p> <p>G - Used on PA-28-140 with serial numbers 28-20002 to 28-20300 inclusive, PA-28-150, PA-28-160 and PA-28-180 with serial numbers 28-1 to 28-1806 inclusive, and PA-28-235 with serial numbers 28-10003 to 28-10486 inclusive.</p> <p>H - Used on PA-28-150, PA-28-160 and PA-28-180 with serial numbers 28-1231 to 28-2977 inclusive, PA-28-140 with serial numbers 28-20002 to 28-21445 inclusive, and PA-28-235 with serial numbers 28-10003 to 28-10719 inclusive.</p>					

When ordering, always specify Part Number, Description and Serial Number of Aircraft

PA-28-140
PA-28-150
PA-28-160
PA-28-180
PA-28-235



Figure and Index Number	Part Number	Code	NOMENCLATURE	No. Req.	SERIAL NUMBERS AFFECTED
80-18	62716-02	C	SHAFT - Left control column (2.068 L)	1	
	62716-04	B	SHAFT - Left control column (3.076 L)	1	
	62716-06	G	SHAFT - Left control column (3.076 L)	1	
	62716-03	C	SHAFT - Right control column (3.156 L)	1	
	62716-05	B	SHAFT - Right control column (3.266 L)	1	
	62716-07	G	SHAFT - Right control column (3.266 L)	1	
	62716-07	H	SHAFT - Control column (3.266 L)	2	28-25401 and up
-19	62834-00	E	UNIVERSAL JOINT	2	
	62834-02	D	UNIVERSAL JOINT	2	
-20	452 388		BEARING - (#F4DD) Control column	2	
-21	62783-00		BUSHING - Control column	1	28-1 to 28-510 inclusive
-22	480 730	F	PIN - (AN386-1-6A)	1	
	494 093	F	WASHER - (AN975-3)	1	
	404 835	FW	NUT - (MS20364-1032C)	1	
-23	401 269	W	BOLT - (AN3-10A)	2	
	407 584	W	WASHER - (AN960-10L)	2	
	404 887	W	NUT - (MS20365-1032C)	2	
<p>A - Used on PA-28-140 with serial numbers 28-20002 and up, PA-28-150, PA-28-160 and PA-28-180 with serial numbers 28-1 to 28-4377 inclusive, and PA-28-235 with serial numbers 28-10003 to 28-11039 inclusive.</p> <p>B - Used on PA-28-150 with serial numbers 28-20161 to 28-21845 inclusive, 28-21931 to 28-21934 inclusive, PA-28-150, PA-28-160 and PA-28-180 with serial numbers 28-1761 to 28-3377 inclusive, and PA-28-235 with serial numbers 28-10487 to 28-10719 inclusive.</p> <p>C - Used on PA-28-140 with serial numbers 28-20002 to 28-20160 inclusive, PA-28-150, PA-28-160 and PA-28-180 with serial numbers 28-1 to 28-1760 inclusive, and PA-28-235 with serial numbers 28-10003 to 28-10486 inclusive.</p> <p>D - Used on PA-28-150, PA-28-160 and PA-28-180 with serial numbers 28-3378 to 28-4377 inclusive, PA-28-140 with serial numbers 28-21846 to 28-21930 inclusive, 28-21935 and up, and PA-28-235 with serial numbers 28-10720 to 28-11039 inclusive.</p> <p>E - Used on PA-28-150, PA-28-160 and PA-28-180 with serial numbers 28-1 to 28-3377 inclusive, PA-28-140 with serial numbers 28-20002 to 28-21845 inclusive, 28-21931 to 28-21934 inclusive, and PA-28-235 with serial numbers 28-10003 to 28-10719 inclusive.</p> <p>F - Used on PA-28-140 with serial numbers 28-20301 and up, PA-28-150, PA-28-160 and PA-28-180 with serial numbers 28-1807 to 28-4377 inclusive, and PA-28-235 with serial numbers 28-10487 to 28-11039 inclusive.</p> <p>G - Used on PA-28-150, PA-28-160 and PA-28-180 with serial numbers 28-3378 to 28-4377 inclusive, PA-28-140 with serial numbers 28-21846 to 28-21930 inclusive, 28-21935 to 28-25400 inclusive, and PA-28-235 with serial numbers 28-10720 to 28-11039.</p> <p>H - Used on PA-28-140 airplanes only.</p> <p>W - These parts <u>must</u> be ordered from Service Spares Department, Piper Aircraft, Lock Haven, Penna.</p>					

When ordering, always specify Part Number, Description and Serial Number of Aircraft



Figure and Index Number	Part Number	Code	NOMENCLATURE	No. Req.	SERIAL NUMBERS AFFECTED
80-24	401 270	EW	BOLT - (AN3-11A)	2	
	480 730	D	PIN - Taper (AN386-1-6A)	2	
	407 564	EW	WASHER - (AN960-10)	2	
	494 093	D	WASHER - (AN975-3)	2	
	404 887	EW	NUT - (MS20365-1032C)	2	
-25	404 835	DW	NUT - (MS20364-1032C)	2	
	400 025	BW	BOLT - (AN4-33A)	1	
	401 333	C	BOLT - (AN4-35A)	1	
	407 585	W	WASHER - (AN960-416L)	3	
	407 565	W	WASHER - (AN960-416)	2	
-26	404 888	W	NUT - (MS20365-428C)	1	
	401 270	EW	BOLT - (AN3-11A)	2	
	480 730	D	PIN - Taper (AN386-1-6A)	2	
	407 564	EW	WASHER - (AN960-10)	2	
	494 093	D	WASHER - (AN975-3)	2	
-27	404 887	EW	NUT - (MS20365-1032C)	2	
	404 835	DW	NUT - (MS20364-1032C)	2	
	404 104	W	NUT - (AN310-7)	1	
	407 568	W	WASHER - (AN960-716)	1	
	424 060	W	COTTER PIN - (AN380-3-4)	1	
-28	400 056	W	BOLT - (AN3-11)	1	
	407 564	W	WASHER - (AN960-10)	1	
	404 392	W	NUT - (AN320-3)	1	
	424 051	W	COTTER PIN - (AN380-2-2)	1	
-29	400 653		BOLT - Clevis (AN21-9)	2	
	404 391		NUT - (AN320-1)	2	
	424 041		COTTER PIN - (AN380-1-2)	2	
			<p>A - Used on PA-28-140 with serial numbers 28-20002 and up, PA-28-150, PA-28-160 and PA-28-180 with serial numbers 28-1 to 28-4377 inclusive, and PA-28-235 with serial numbers 28-10003 to 28-11039 inclusive.</p> <p>B - Used on PA-28-150, PA-28-160 and PA-28-180 with serial numbers 28-1 to 28-2977 inclusive, PA-28-140 with serial numbers 28-20002 to 28-21445 inclusive, and PA-28-235 with serial numbers 28-10003 to 28-10719 inclusive.</p> <p>C - Used on PA-28-150, PA-28-160 and PA-28-180 with serial numbers 28-2978 to 28-4377 inclusive, PA-28-140 with serial numbers 28-21446 and up, and PA-28-235 with serial numbers 28-10720 to 28-11039 inclusive.</p> <p>D - Used on PA-28-150, PA-28-160 and PA-28-180 with serial numbers 28-3378 to 28-4377 inclusive, PA-28-140 with serial numbers 28-21846 to 28-21930 inclusive, 28-21935 and up, and PA-28-235 with serial numbers 28-10720 to 28-11039 inclusive.</p> <p>E - Used on PA-28-150, PA-28-160 and PA-28-180 with serial numbers 28-1 to 28-3377 inclusive, PA-28-140 with serial numbers 28-20002 to 28-21845 inclusive, 28-21931 to 28-21934 inclusive, and PA-28-235 with serial numbers 28-10003 to 28-10719 inclusive.</p> <p>W - These parts must be ordered from Service Spares Department, Piper Aircraft, <u>Lock Haven, Penna.</u></p>		

When ordering, always specify Part Number, Description and Serial Number of Aircraft



Figure and Index Number	Part Number	Code	NOMENCLATURE	No. Req.	SERIAL NUMBERS AFFECTED
80-30	401 270	CW	BOLT - (AN3-11A)	4	
	66546-00	BD	BOLT	4	
	407 584	W	WASHER - (AN960-10L)	4	
	404 887	CW	NUT - (MS20365-1032C)	4	
	404 835	BDW	NUT - (MS20364-1032C)	4	
-31	400 653		BOLT - (AN21-9)	2	
	404 391		NUT - (AN320-1)	2	
	424 041		COTTER PIN - (AN380-1-2)	2	
-32	62852-00	C	STOP - Tee bar, left	1	
	68559-00	B	STOP - Tee bar, left	1	
	67193-00	D	STOP - Tee bar, left	1	
-33	62858-02		CHAIN - Control system (26.5" L)	2	
-34	62840-02		EYE BOLT - Turnbuckle, left	1	
	62840-03		EYE BOLT - Turnbuckle, right	1	
-35	452 011	W	BARREL - Turnbuckle (NAS649B32S)	1	
-36	554 979		CLIP - Turnbuckle (MS21256-1)	2	
-37	401 310	W	BOLT - (AN4-10A)	2	
	407 565	W	WASHER - (AN960-416)	4	
	404 888	W	NUT - (MS20365-428C)	2	
-38	82732-76	W	BUSHING	3	
-39	68557-00	BD	BUSHING - Tee bar	2	
-40	66932-00	E	PIN ASSEMBLY - Control lock	1	
-41	66934-00	E	PLACARD - Control lock	1	
<p>A - Used on PA-28-140 with serial numbers 28-20002 and up, PA-28-150, PA-28-160 and PA-28-180 with serial numbers 28-1 to 28-4377 inclusive, and PA-28-235 with serial numbers 28-10003 to 28-11039 inclusive.</p> <p>B - Used on PA-28-150, PA-28-160 and PA-28-180 with serial numbers 28-3378 to 28-4377 inclusive, and PA-28-235 with serial numbers 28-10720 to 28-11039 inclusive.</p> <p>C - Used on PA-28-150, PA-28-160 and PA-28-180 with serial numbers 28-1 to 28-3377 inclusive, PA-28-235 with serial numbers 28-10003 to 28-10719 inclusive, and PA-28-140 with serial numbers 28-20002 to 28-24999 inclusive.</p> <p>D - Used on PA-28-140 with serial numbers 28-25000 and up.</p> <p>E - Used on PA-28-140 with serial numbers 28-26401 and up.</p> <p>W - These parts <u>must</u> be ordered from Service Spares Department, Piper Aircraft, <u>Lock Haven, Penna.</u></p>					

When ordering, always specify Part Number, Description and Serial Number of Aircraft

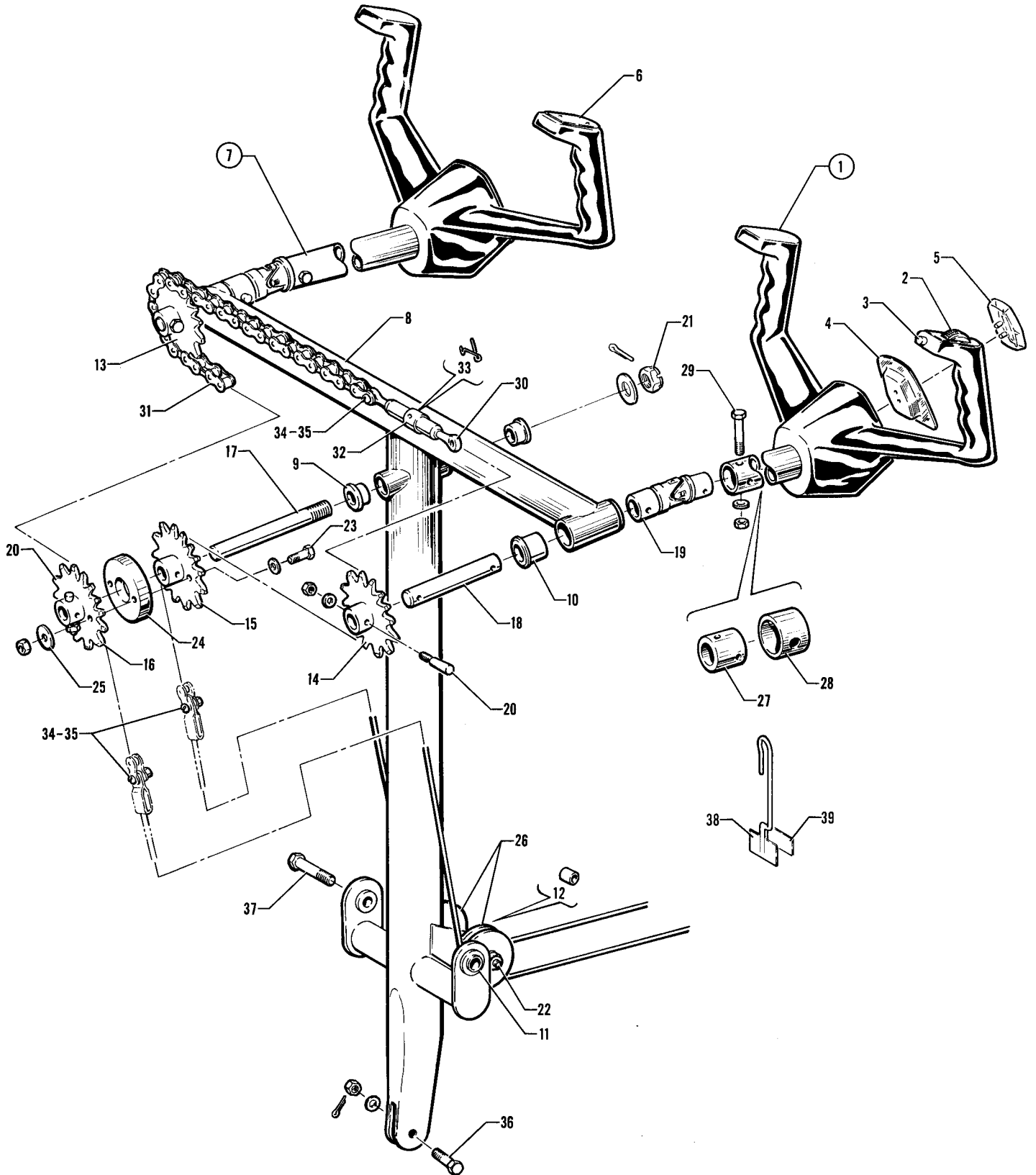


Figure 81. Control Wheel Installation
 (PA-28-180 - Serial Nos. 28-4378 and up)
 (PA-28R-180 - Serial Nos. 28-30005 to 28-30481 inclusive, 28-30483 and up)
 (PA-28-235 - Serial Nos. 28-11040 and up)
 (PA-28R-200 - Serial Nos. 28-30482, 28-35001 and up)

INTENTIONALLY LEFT BLANK



Figure and Index Number	Part Number	Code	NOMENCLATURE	No. Req.	SERIAL NUMBERS AFFECTED
81-	67018	E	DRAWING - Control System Installation		
	65580	F	DRAWING - Control System Installation		
-1	67317-05		WHEEL ASSEMBLY - Control, left	1	
	67317-02	D	WHEEL ASSEMBLY - Control, left	1	
	67317-03	B	WHEEL ASSEMBLY - Control, left	1	
	67317-04	C	WHEEL ASSEMBLY - Control, left	1	
	67317-00		WHEEL ASSEMBLY - Control, right	1	
-2	67443-00		SWITCH ASSEMBLY - Electric trim	1	
-3	67463-00		SWITCH ASSEMBLY - AutoFlite	1	
-4	41715-00	EW	PLATE - Control wheel center	1	28-30005 to 28-30103 inclusive
-5	42119-00	EW	MEDALLION - Control wheel	1	28-30005 to 28-30103 inclusive
	474 345	E	MEDALLION - Control wheel (8706-1)	1	28-30104 and up
	474 345	F	MEDALLION - Control wheel (8706-1)	1	
-6	67491-00		PLATE - Control wheel cover	1	
-7	67219-00	E	CONTROL COLUMN ASSEMBLY	1	
	62019-03	F	CONTROL COLUMN ASSEMBLY	1	
-8	67219-02	E	TEE BAR ASSEMBLY - Control column	1	
	62703-26	F	TEE BAR ASSEMBLY - Control column	1	
-9	452 372		BEARING - (#F-504-2)	2	
-10	452 389		BEARING - (#F-825-2)	4	
-11	452 388		BEARING - (#F4DD)	2	
-12	62712-04		BUSHING - Control column pulley	2	
-13	62845-02		SPROCKET - Control column, right	1	
-14	62839-00		SPROCKET ASSEMBLY - Control column, left	1	
-15	62778-00		SPROCKET - Control column, center rear	1	
-16	63404-00		SPROCKET - Control column, center rear	1	
-17	69077-00		SHAFT - Control column, center	1	
-18	62716-07		SHAFT - Control column	2	
-19	62834-02		UNIVERSAL JOINT - Control column	2	
-20	480 730		PIN - (AN386-1-6A)	5	
	494 093		WASHER - (AN975-3)	5	
	404 835	W	NUT - (MS20364-1032C)	5	
-21	407 568	W	WASHER - (AN960-716)	1	
	404 104	W	NUT - (AN310-7)	1	
	424 060		COTTER PIN - (AN380-3-4)	1	
-22	401 333		BOLT - (AN4-35A)	1	
	407 565	W	WASHER - (AN960-416)	4	
	404 888	W	NUT - (MS20365-428C)	1	

A - Used on PA-28-180 with serial numbers 28-4378 and up, PA-28-235 with serial numbers 28-11040 and up, PA-28R-180 and PA-28R-200 airplanes.
 B - Used if AutoFlite only is installed.
 C - Used if AutoFlite and Electric Trim are installed.
 D - Used if Electric Trim only is installed.
 E - Used on PA-28R-180 and PA-28R-200 airplanes only.
 F - Used on PA-28-180 with serial numbers 28-4378 and up, and PA-28-235 with serial numbers 28-11040 and up.
 W - These parts must be ordered from Service Spares Department, Piper Aircraft, Lock Haven, Penna.

When ordering, always specify Part Number, Description and Serial Number of Aircraft



Figure and Index Number	Part Number	Code	NOMENCLATURE	No. Req.	SERIAL NUMBERS AFFECTED
81-23	401 269	W	BOLT - (AN3-10A)	2	
	407 564	W	WASHER - (AN960-10)	2	
	407 584	W	WASHER - (AN960-10L)	2	
	404 887	W	NUT - (MS20365-1032C)	2	
-24	62782-00		SPACER - Control column	1	
-25	62784-00		WASHER - Control column	2	
-26	481 651	W	PULLEY - Control column (MS20220-1)	2	
-27	68557-00		BUSHING - Tee bar	2	
-28	67193-00		STOP - Tee bar, left	1	
-29	66546-00		BOLT - Special	4	
	407 584	W	WASHER - (AN960-10L)	4	
	404 835	W	NUT - (MS20364-1032C)	4	
-30	62840-02		EYE BOLT - Turnbuckle, left	1	
	62840-03		EYE BOLT - Turnbuckle, right	1	
-31	62858-02		CHAIN - Control	2	
-32	452 011	W	BARREL - Turnbuckle (NAS649B32S)	1	
-33	554 979		CLIP - Turnbuckle (MS21256-1)	2	
-34	82732-76	W	BUSHING - Control chain	4	
-35	400 653		BOLT - (AN21-9)	4	
	407 562	W	WASHER - (AN960-6)	4	
	404 391		NUT - (AN320-1)	4	
	424 041		COTTER PIN - (AN380-1-2)	4	
-36	400 055	BW	BOLT - (AN3-10)	1	
	400 056	CW	BOLT - (AN3-11)	1	
	407 584	W	WASHER - (AN960-10L)	1	
	407 564	CW	WASHER - (AN960-10)	1	
	404 392	W	NUT - (AN320-3)	1	
	424 051	W	COTTER PIN - (AN380-2-2)	1	
-37	401 310	W	BOLT - (AN4-10A)	2	
	407 565	W	WASHER - (AN960-416)	4	
	404 888	W	NUT - (MS20365-428C)	2	
-38	66932-00	D	PIN ASSEMBLY - Control lock	1	
-39	66934-00	D	PLACARD - Control lock	1	

A - Used on PA-28-180 with serial numbers 28-4378 and up, PA-28-235 with serial numbers 28-11040 and up, PA-28R-180 and PA-28R-200 airplanes.
 B - Used on PA-28R-180 and PA-28R-200 airplanes only.
 C - Used on PA-28-180 with serial numbers 28-4378 and up, and PA-28-235 with serial numbers 28-11040 and up.
 D - Used on PA-28-180 with serial numbers 28-5601 and up, PA-28R-180 with serial numbers 28-31251 and up, PA-28R-200 with serial numbers 28-35601 and up, and PA-28-235 with serial numbers 28-11301 and up.
 W - These parts must be ordered from Service Spares Department, Piper Aircraft, Lock Haven, Penna.

When ordering, always specify Part Number, Description and Serial Number of Aircraft

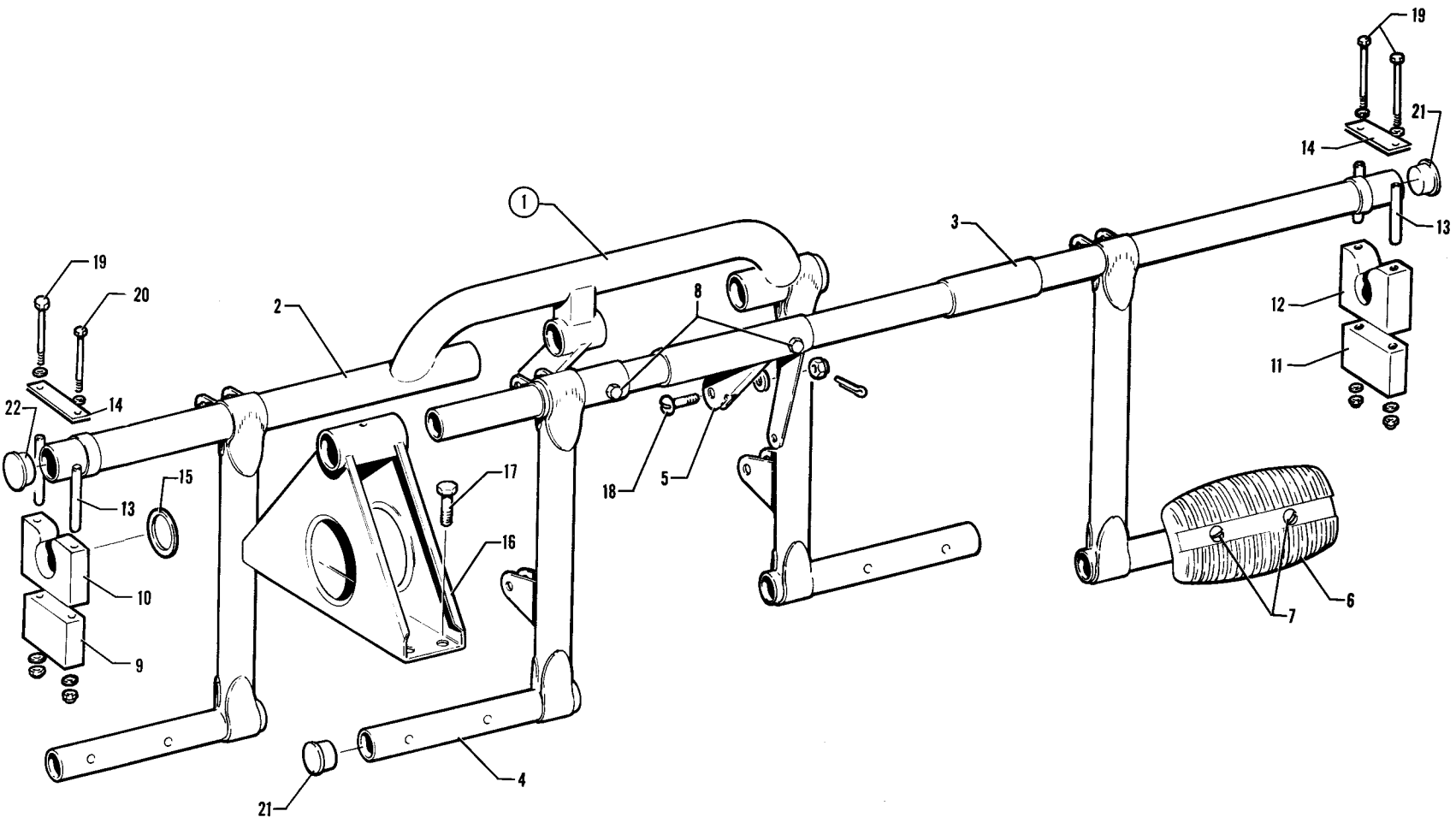


Figure 82. Rudder Pedal Installation

INTENTIONALLY LEFT BLANK



Figure and Index Number	Part Number	Code	NOMENCLATURE	No. Req.	SERIAL NUMBERS AFFECTED
82 -	62700 65580 66697	G H K	DRAWING - Control System Installation DRAWING - Control System Installation DRAWING - Control System Installation		
-1	62704-00 62704-02 63459-02 63459-03 63459-04 63459-12	A B C DE F J	RUDDER PEDAL ASSEMBLY - Complete RUDDER PEDAL ASSEMBLY - Complete RUDDER PEDAL ASSEMBLY - Complete RUDDER PEDAL ASSEMBLY - Complete RUDDER PEDAL ASSEMBLY - Complete RUDDER PEDAL ASSEMBLY - Complete	1 1 1 1 1 1	
			<p>A - Used on airplanes with serial numbers 28-1 to 28-670 inclusive.</p> <p>B - Used on PA-28-140 with serial numbers 28-20002 to 28-20520 inclusive, PA-28-150, PA-28-160 and PA-28-180 with serial numbers 28-671 to 28-1760 inclusive, and PA-28-235 with serial numbers 28-10003 to 28-10486 inclusive.</p> <p>C - Used on PA-28-150, PA-28-160 and PA-28-180 with serial numbers 28-1761 to 28-3377 inclusive, PA-28-140 with serial numbers 28-20521 to 28-21845 inclusive, and 28-21931 to 28-21934 inclusive if toe brakes are not installed.</p> <p>D - Used on PA-28-235 with serial numbers 28-10487 to 28-10719 inclusive if left toe brake only is installed.</p> <p>E - Used on PA-28-140 with serial numbers 28-20521 to 28-21845 inclusive, 28-21931 to 28-21934 inclusive, and PA-28-150, PA-28-160 and PA-28-180 with serial numbers 28-1761 to 28-3377 inclusive if left toe brake only is installed.</p> <p>F - Used on PA-28-140 with serial numbers 28-20521 to 28-21845 inclusive, 28-21931 to 28-21934 inclusive, PA-28-150, PA-28-160 and PA-28-180 with serial numbers 28-1761 to 28-3377 and PA-28-235 with serial numbers 28-10487 to 28-10719 inclusive if dual toe brakes are installed.</p> <p>G - Used on PA-28-140 with serial numbers 28-20002 to 28-24999 inclusive, PA-28-150, PA-28-160 and PA-28-180 with serial numbers 28-1 to 28-4377 inclusive, and PA-28-235 with serial numbers 28-10003 to 28-10719 inclusive.</p> <p>H - Used on PA-28-180 with serial numbers 28-4378 and up, and PA-28-235 with serial numbers 28-10720 and up.</p> <p>J - Used on PA-28-150, PA-28-160 and PA-28-180 with serial numbers 28-3378 to 28-5070 inclusive, PA-28-140 with serial numbers 28-21846 to 28-21930 inclusive, 28-21935 to 28-24999 inclusive if toe brakes are not installed.</p> <p>K - Used on PA-28-140 with serial numbers 28-25000 and up.</p>		

When ordering, always specify Part Number, Description and Serial Number of Aircraft



Figure and Index Number	Part Number	Code	NOMENCLATURE	No. Req.	SERIAL NUMBERS AFFECTED	
82-1 -2	63459-13	M	RUDDER PEDAL ASSEMBLY - Complete	1		
	63459-08	K	RUDDER PEDAL ASSEMBLY - Complete	1		
	63459-14	N	RUDDER PEDAL ASSEMBLY - Complete	1		
	63459-09	L	RUDDER PEDAL ASSEMBLY - Complete	1		
	63459-15	G	RUDDER PEDAL ASSEMBLY - Complete	1		
	63459-16	H	RUDDER PEDAL ASSEMBLY - Complete	1		
	63459-17	J	RUDDER PEDAL ASSEMBLY - Complete	1		
	62717-00	A	PEDAL AND BAR ASSEMBLY	1		
	62717-02	B	PEDAL AND BAR ASSEMBLY	1		
	63420-00	CD	PEDAL AND BAR ASSEMBLY	1		
	63420-03	F	PEDAL AND BAR ASSEMBLY	1		
	63420-05	E	PEDAL AND BAR ASSEMBLY	1		
				<p>A - Used on airplanes with serial numbers 28-1 to 28-670.</p> <p>B - Used on PA-28-140 with serial numbers 28-20002 to 28-20520 inclusive, PA-28-150, PA-28-160 and PA-28-180 with serial numbers 28-671 to 28-1760 inclusive, and PA-28-235 with serial numbers 28-10003 to 28-10486.</p> <p>C - Used on PA-28-150, PA-28-160 and PA-28-180 with serial numbers 28-1761 to 28-3377 inclusive, and PA-28-140 with serial numbers 28-20521 to 28-21845 inclusive, 28-21931 to 28-21934 inclusive.</p> <p>D - Used on PA-28-235 with serial numbers 28-10487 to 28-10719 inclusive.</p> <p>E - Used on PA-28-150, PA-28-160 and PA-28-180 with serial numbers 28-3378 and up, PA-28-140 with serial numbers 28-21846 to 28-21930 inclusive, 28-21935 and up, and PA-28-235 with serial numbers 28-11040 and up.</p> <p>F - Used on PA-28-235 with serial numbers 28-10720 to 28-11039 inclusive.</p> <p>G - Used on PA-28-140 with serial numbers 28-25000 and up, PA-28-180 with serial numbers 28-5071 and up if toe brakes are not installed.</p> <p>H - Used on PA-28-140 with serial numbers 28-25000 and up, PA-28-180 with serial numbers 28-5071 and up, and PA-28-235 with serial numbers 28-11081 and up if left toe brake only is installed.</p> <p>J - Used on PA-28-140 with serial numbers 28-25000 and up, PA-28-180 with serial numbers 28-5071 and up, and PA-28-235 with serial numbers 28-11081 and up if dual toe brakes are installed.</p> <p>K - Used on PA-28-235 with serial numbers 28-10720 to 28-11039 inclusive if left toe brake only is installed.</p> <p>L - Used on PA-28-235 with serial numbers 28-10720 to 28-11039 inclusive if dual toe brakes are installed.</p> <p>M - Used on PA-28-140 with serial numbers 28-21846 to 28-21930 inclusive, 28-21935 to 28-24999 inclusive, PA-28-150, PA-28-160 and PA-28-180 with serial numbers 28-3378 to 28-5070 inclusive, and PA-28-235 with serial numbers 28-11040 to 28-11080 inclusive if left toe brake only is installed.</p> <p>N - Used on PA-28-140 with serial numbers 28-21846 to 28-21930 inclusive, 28-21935 to 28-24999 inclusive, PA-28-150, PA-28-160 and PA-28-180 with serial numbers 28-3378 to 28-5070 inclusive, and PA-28-235 with serial numbers 28-11040 to 28-11080 inclusive if dual toe brakes are installed.</p>		

When ordering, always specify Part Number, Description and Serial Number of Aircraft



Figure and Index Number	Part Number	Code	NOMENCLATURE	No. Req.	SERIAL NUMBERS AFFECTED
82-3	62723-00	A	PEDAL AND BAR ASSEMBLY	1	
	62723-02	B	PEDAL AND BAR ASSEMBLY	1	
	63419-00	FG	PEDAL AND BAR ASSEMBLY	1	
-4	62721-00	A	PEDAL AND BAR ASSEMBLY	1	
	62721-02	B	PEDAL AND BAR ASSEMBLY	1	
	63458-00	CG	PEDAL AND BAR ASSEMBLY	1	
-5	63458-02	E	PEDAL AND BAR ASSEMBLY	1	
	62722-00	AB	ARM ASSEMBLY - Connector	1	
	63457-03	GH	ARM ASSEMBLY - Connector	1	
-6	66661-00	D	ARM ASSEMBLY - Connector	1	
	62866-00	BF	PAD ASSEMBLY - Rudder control	4	
-7	62866-00	G	PAD ASSEMBLY - Rudder control	2	
	400 869	W	BOLT - (AN23-17A)	8	
-8	407 564	W	WASHER - (AN960-10)	8	
	404 835	W	NUT - (MS20364-1032C)	8	
	400 008	JW	BOLT - (AN4-13A)	2	
	402 314	K	BOLT - (AN174-13A)	2	
	407 585	JW	WASHER - (AN960-416)	2	
	407 585	KW	WASHER - (AN960-416)	4	
	404 888	JW	NUT - (MS20365-428C)	2	
404 836	KW	NUT - (MS20364-428C)	2		
			<p>A - Used on airplanes with serial numbers 28-1 to 28-670. B - Used on PA-28-140 with serial numbers 28-20002 to 28-20520 incl., PA-28-150, PA-28-160 and PA-28-180 with serial numbers 28-671 to 28-1760 incl. and PA-28-235 with serial numbers 28-10003 to 28-10486. C - Used on PA-28-150, PA-28-160 and PA-28-180 with serial numbers 28-1761 to 28-3377 incl. and PA-28-140 with serial numbers 28-20521 to 28-21845 inclusive, 28-21931 to 28-21934 inclusive. D - Used on PA-28-140 with serial numbers 28-25000 and up, and PA-28-180 with serial numbers 28-5071 and up. E - Used on PA-28-150, PA-28-160 and PA-28-180 with serial numbers 28-3378 and up, PA-28-140 with serial numbers 28-21846 to 28-21930 incl., 28-21935 and up, and PA-28-235 with serial numbers 28-11040 and up. F - Used on PA-28-150, PA-28-160 and PA-28-180 with serial numbers 28-1761 and up, and PA-28-140 with serial numbers 28-20521 and up. G - Used on PA-28-235 with serial numbers 28-10487 to 28-11039 inclusive. H - Used on PA-28-150, PA-28-160 and PA-28-180 with serial numbers 28-1761 to 28-5070 incl. and PA-28-140 with serial numbers 28-20521 to 28-24999 inclusive. J - Used on PA-28-140 with serial numbers 28-20002 to 28-24381 incl, PA-28-150, PA-28-160 and PA-28-180 with serial numbers 28-1 to 28-4856 incl. and PA-28-235 with serial numbers 28-10003 to 28-11043. K - Used on PA-28-140 with serial numbers 28-24382 and up, PA-28-180 with serial numbers 28-4857 and up, and PA-28-235 with serial numbers 28-11044 and up. W - These parts must be ordered from Service Spares Department, Piper Aircraft, <u>Lock Haven, Penna.</u></p>		

When ordering, always specify Part Number, Description and Serial Number of Aircraft



Figure and Index Number	Part Number	Code	NOMENCLATURE	No. Req.	SERIAL NUMBERS AFFECTED
82-9	62579-00		BLOCK - Rudder bar support, left bottom	1	28-1 to 28-990 inclusive
	63456-00	A	BLOCK - Rudder bar support, left bottom	1	
-10	62577-00		BLOCK - Rudder bar support, left top	1	28-1 to 28-990 inclusive
	63276-00	B	BLOCK - Rudder bar support, left complete	1	
	65050-00	A	BLOCK - Rudder bar support, left top	1	
-11	62580-00		BLOCK - Rudder bar support, right bottom	1	28-1 to 28-990 inclusive
	63456-00	A	BLOCK - Rudder bar support, right bottom	1	
-12	62578-00		BLOCK - Rudder bar support, right top	1	28-1 to 28-990 inclusive
	63277-00	A	BLOCK - Rudder bar support, right complete	1	
	65050-00	B	BLOCK - Rudder bar support, right top	1	
-13	65003-03	A	BUSHING - Rudder bar support	4	
-14	63455-00	A	PLATE - Rudder bar support	6	
-15	62833-17	A	WASHER - Rudder bar support	2	
-16	62744-00	C	SUPPORT ASSEMBLY - Rudder bar	1	
	63451-00	A	SUPPORT ASSEMBLY - Rudder bar	1	
-17	400 438	W	BOLT - (AN3-4A)	4	
-18	400 672	W	BOLT - (AN23-10)	2	
	407 564	W	WASHER - (AN960-10)	2	
	404 392	W	NUT - (AN320-3)	2	
	424 051	W	COTTER PIN - (AN380-2-2)	2	
-19	400 451	CW	BOLT - (AN3-20A)	3	
	400 456	AW	BOLT - (AN3-31A)	3	
	407 564	CW	WASHER - (AN960-10)	3	
	404 887	W	NUT - (MS20365-1032)	3	
-20	400 448	CW	BOLT - (AN3-22A)	1	
	400 457	A	BOLT - (AN3-32A)	1	
	407 564	CW	WASHER - (AN960-10)	1	
	404 887	W	NUT - (MS20365-1032)	1	
-21	581 332		PLUG - Rudder pedal assembly	9	
-22	581 330		PLUG - Rudder pedal assembly	1	

A - Used on PA-28-150, PA-28-160 and PA-28-180 with serial numbers 28-1761 and up, PA-28-235 with serial numbers 28-10487 and up, and PA-28-140 with serial numbers 28-20521 and up.

B - Used on PA-28-140 with serial numbers 28-20002 to 28-20520 inclusive, PA-28-150, PA-28-160 and PA-28-180 with serial numbers 28-991 to 28-1760 inclusive, and PA-28-235 with serial numbers 28-10003 to 28-10486 inclusive.

C - Used on PA-28-140 with serial numbers 28-20002 to 28-20520 inclusive, PA-28-150, PA-28-160 and PA-28-180 with serial numbers 28-1 to 28-1760 inclusive, and PA-28-235 with serial numbers 28-10003 to 28-10486 inclusive.

W - These parts must be ordered from Service Spares Department, Piper Aircraft, Lock Haven, Penna.

When ordering, always specify Part Number, Description and Serial Number of Aircraft

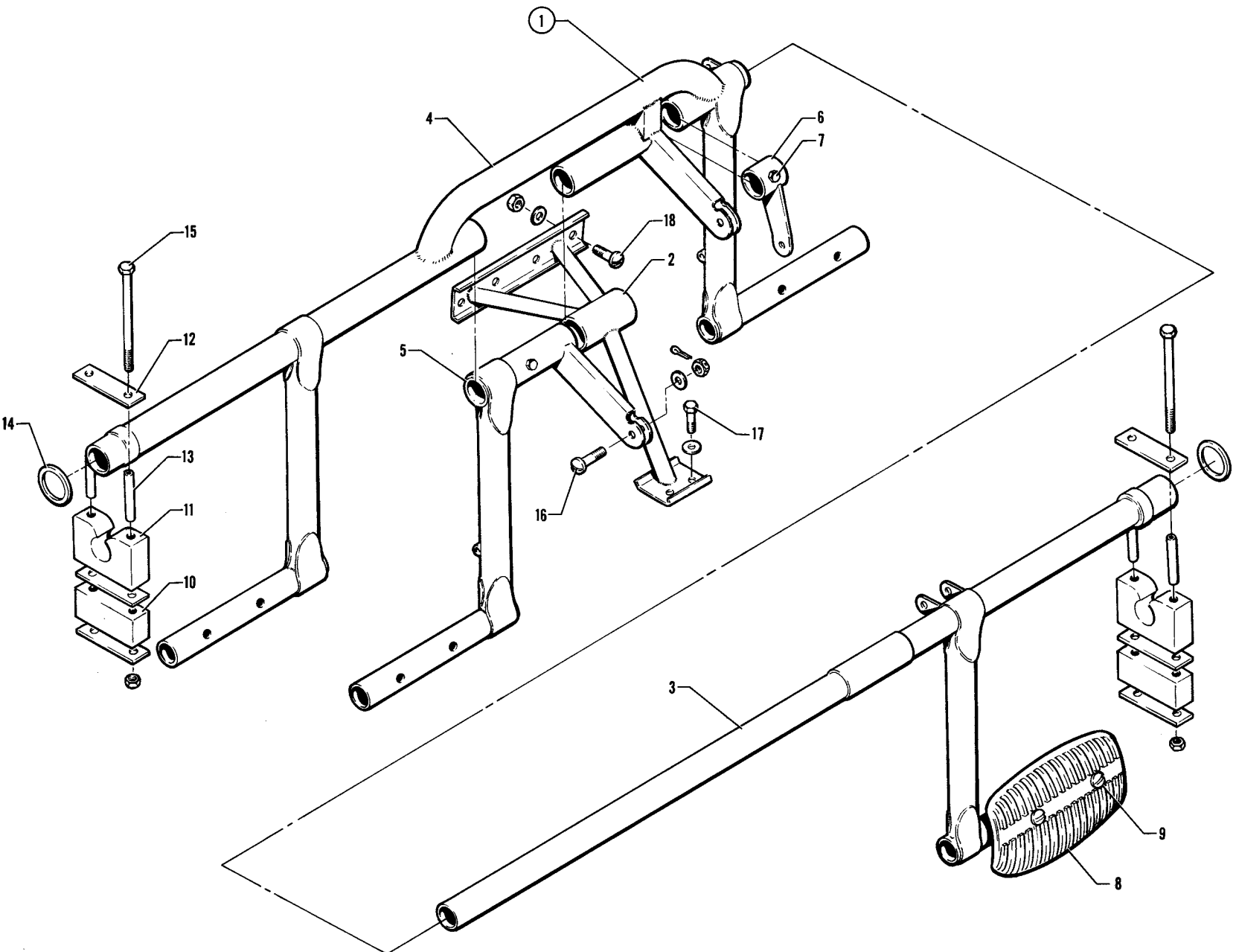


Figure 83. Rudder Pedal Installation



Figure and Index Number	Part Number	Code	NOMENCLATURE	No. Req.	SERIAL NUMBERS AFFECTED
83-	67018		DRAWING - Control System Installation		
-1	67180-03		RUDDER PEDAL ASSEMBLY - Complete	1	
-2	67176-00		SUPPORT ASSEMBLY - Rudder bar	1	
-3	63419-00		PEDAL AND BAR ASSEMBLY	1	
-4	67174-00		PEDAL AND BAR ASSEMBLY	1	
-5	67173-00		PEDAL AND BAR ASSEMBLY	1	
-6	67171-00		ARM ASSEMBLY - Rudder control	1	
-7	400 008	BW	BOLT - (AN4-13A)	2	
	402 314	C	BOLT - (AN174-13A)	2	
	407 585	W	WASHER - (AN960-416)	2	
	404 888	BW	NUT - (MS20365-428C)	2	
	404 836	CW	NUT - (MS20364-428C)	2	
-8	62866-00	A	PAD ASSEMBLY - Rudder control	2	
-9	400 869	AW	BOLT - (AN23-17A)	4	
	407 564	AW	WASHER - (AN960-10)	4	
	404 835	AW	NUT - (MS20364-1032C)	4	
-10	63456-00		BLOCK - Rudder bar support, bottom	2	
-11	65050-00		BLOCK - Rudder bar support, top	2	
-12	63455-00		PLATE - Rudder bar support	6	
-13	65003-03		BUSHING - Rudder bar support	4	
-14	62833-17		WASHER - Rudder bar support	2	
-15	400 456	W	BOLT - (AN3-31A)	4	
	404 887	W	NUT - (MS20365-1032C)	4	
-16	400 673	W	BOLT - (AN23-11)	2	
	407 564	W	WASHER - (AN960-10)	2	
	404 392	W	NUT - (AN320-3)	2	
	424 051	W	COTTER PIN - (AN380-2-2)	2	
-17	400 438	W	BOLT - (AN3-4A)	2	
	407 564	W	WASHER - (AN960-10)	2	
-18	401 266	W	BOLT - (AN3-5A)	4	
	407 564	W	WASHER - (AN960-10)	8	
	404 887	W	NUT - (MS20365-1032C)	4	
			A - Used if left toe brake only is installed. B - Used on PA-28R-180 with serial numbers 28-30005 to 28-30481 inclusive, 28-30483 to 28-30613 inclusive. C - Used on PA-28R-180 with serial numbers 28-30614 and up, and PA-28R-200 with serial numbers 28-30482, 28-35001 and up. W - These parts <u>must</u> be ordered from Service Spares Department, Piper Aircraft, <u>Lock Haven, Penna.</u>		

When ordering, always specify Part Number, Description and Serial Number of Aircraft

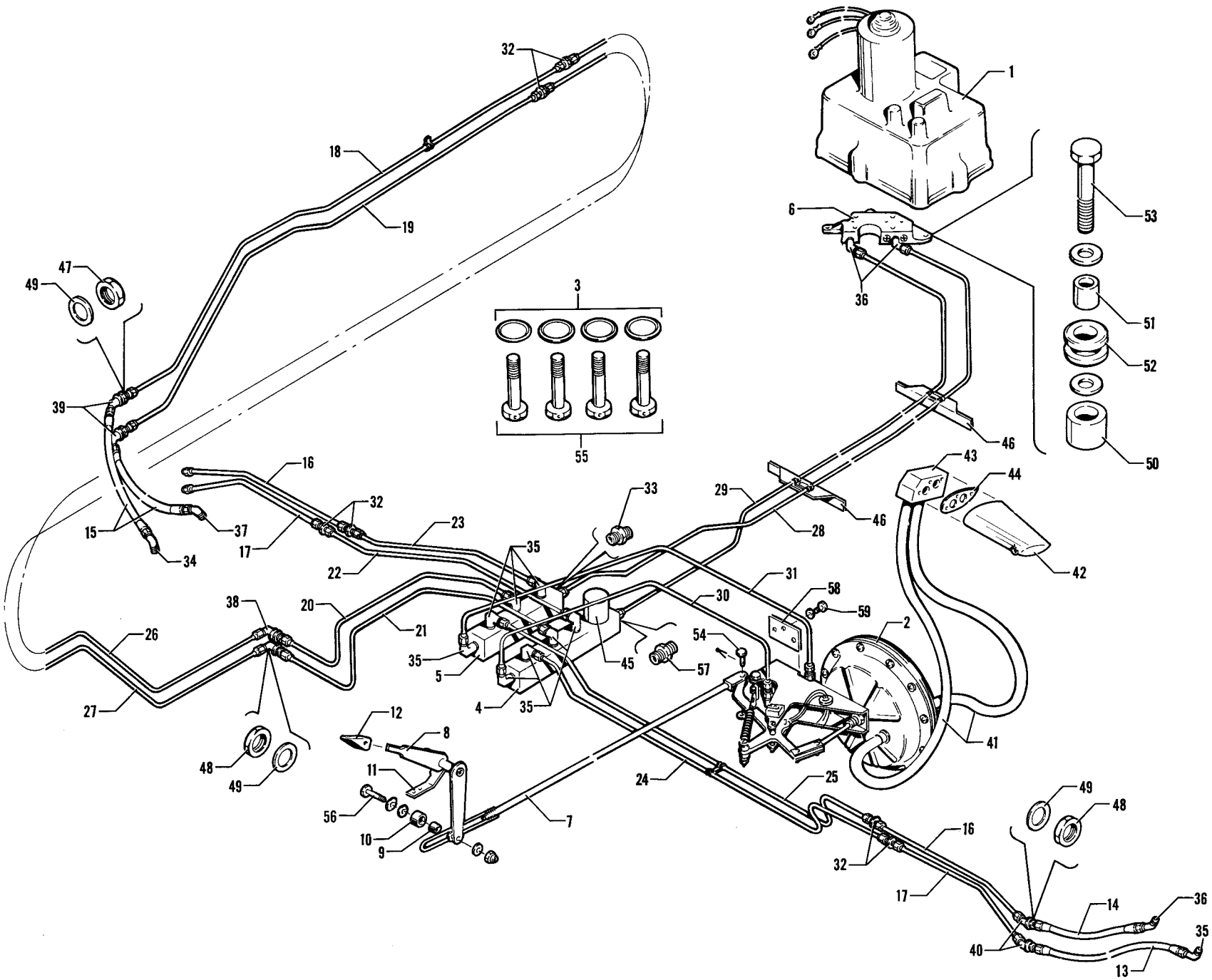


Figure 84. Hydraulic System Installation



Figure and Index Number	Part Number	Code	NOMENCLATURE	No. Req.	SERIAL NUMBERS AFFECTED
84-	67500		DRAWING - Hydraulic Landing Gear Installation		
-1	67509-00		PUMP ASSEMBLY - Hydraulic	1	
-2	67560-00	C	ACTUATOR ASSEMBLY - Back-up gear extender	1	
	67748-00	D	ACTUATOR ASSEMBLY - Back-up gear extender	1	
-3	484 788		"O" RING - Hydraulic pump mount (MS28775-012)	4	
-4	67520-00		MANIFOLD - Hydraulic, left	1	
-5	67521-00		MANIFOLD - Hydraulic, right	1	
-6	67532-00	E	MOUNT ASSEMBLY - Hydraulic pump	1	
	96902-00	F	MOUNT ASSEMBLY - Hydraulic pump	1	
-7	67578-00	C	ROD ASSEMBLY - Emergency gear extender	1	
	67747-00	G	ROD ASSEMBLY - Emergency gear extender	1	
	67747-05	H	ROD ASSEMBLY - Emergency gear extender	1	28-7235001 and up
-8	67566-00		LEVER ASSEMBLY - Emergency gear extender	1	
-9	65003-36	C	BUSHING - Emergency gear extender rod	1	
	65003-48	D	BUSHING - Emergency gear extender rod	1	
-10	63882-35	C	SLEEVE - Emergency gear extender rod	1	
-11	67583-00		SPRING - Emergency gear extender lever	1	28-30005 to 28-30253 inclusive
	67713-00		SPRING - Emergency gear extender lever	1	28-30254 and up
-12	22287-03	AW	KNOB ASSEMBLY - Emergency gear lever	1	
	66980-00	B	KNOB - Emergency gear lever	1	
-13	63901-21		HOSE ASSEMBLY - Main gear cylinder	2	
-14	63901-30		HOSE ASSEMBLY - Main gear cylinder	2	
-15	63901-41		HOSE ASSEMBLY - Nose gear cylinder	2	
-16	67700-06		TUBE ASSEMBLY - Main gear cylinder	2	
-17	67700-07		TUBE ASSEMBLY - Main gear cylinder	2	
<p>A - Used on PA-28R-180 with serial numbers 28-30005 to 28-30481 inclusive, 28-30483 to 28-31250 inclusive, and PA-28R-200 with serial numbers 28-30482, 28-35001 to 28-35600 inclusive.</p> <p>B - Used on PA-28R-180 with serial numbers 28-31251 and up, and PA-28R-200 with serial numbers 28-35601 and up.</p> <p>C - Used on PA-28R-180 with serial numbers 28-30005 to 28-30481 inclusive, 28-30483 to 28-31078 inclusive.</p> <p>D - Used on PA-28R-180 with serial numbers 28-31079 and up, and PA-28R-200 with serial numbers 28-30482, 28-35001 and up.</p> <p>E - Used on PA-28R-180 with serial numbers 28-30005 to 28-31279 inclusive and PA-28R-200 with serial numbers 28-30482, 28-35001 to 28-7135039 inclusive.</p> <p>F - Used on PA-28R-180 with serial numbers 28-7130001 and up, and PA-28R-200 with serial numbers 28-7135040 and up.</p> <p>G - Used on PA-28R-180 with serial numbers 28-30005 to 28-7130019 inclusive, and PA-28R-200 with serial numbers 28-30482, 28-35001 to 28-7135238 inclusive.</p> <p>H - Used on PA-28R-200 airplanes only.</p> <p>W - These parts must be ordered from Service Spares Department, Piper Aircraft, <u>Lock Haven, Penna.</u></p>					

When ordering, always specify Part Number, Description and Serial Number of Aircraft



Figure and Index Number	Part Number	Code	NOMENCLATURE	No. Req.	SERIAL NUMBERS AFFECTED
84-18	67700-09	E	TUBE ASSEMBLY - Nose gear cylinder, top	1	
	67700-60	F	TUBE ASSEMBLY - Nose gear cylinder, top	1	28-7235001 and up
-19	67700-08	E	TUBE ASSEMBLY - Nose gear cylinder, bottom	1	
	67700-59	F	TUBE ASSEMBLY - Nose gear cylinder, bottom	1	28-7235001 and up
-20	67700-15		TUBE ASSEMBLY - Nose gear to left manifold	1	
-21	67700-14		TUBE ASSEMBLY - Nose gear to right manifold	1	
-22	67700-16		TUBE ASSEMBLY - Main gear to left manifold	1	
-23	67700-17		TUBE ASSEMBLY - Main gear to right manifold	1	
-24	67700-31		TUBE ASSEMBLY - Main gear to left manifold	1	
-25	67700-19		TUBE ASSEMBLY - Main gear to right manifold	1	
-26	67700-21	E	TUBE ASSEMBLY - Nose gear, top	1	
	67700-61	F	TUBE ASSEMBLY - Nose gear, top	1	28-7235001 and up
-27	67700-22	E	TUBE ASSEMBLY - Nose gear, bottom	1	
	67700-62	F	TUBE ASSEMBLY - Nose gear, bottom	1	28-7235001 and up
-28	67700-24		TUBE ASSEMBLY - Hydraulic pump to left manifold	1	
-29	67700-23		TUBE ASSEMBLY - Hydraulic pump to right manifold	1	
-30	67700-34		TUBE ASSEMBLY - Hydraulic valve to left manifold	1	
-31	67700-35		TUBE ASSEMBLY - Hydraulic valve to right manifold	1	
-32	491 050	W	UNION - (AN815-4D)	6	
-33	476 648	W	NIPPLE - (AN816-4D)	1	
-34	67524-00		ELBOW - Restricted	1	
-35	458 894	W	ELBOW - (AN822-4D)	10	
-36	458 891	W	ELBOW - (AN823-4D)	4	
-37	458 865		ELBOW - (AN823-4)	1	
-38	458 900	W	ELBOW - (AN833-4D)	2	
-39	458 938	AW	ELBOW - (AN837-4)	2	
	458 934	BW	ELBOW - (AN833-4)	2	
-40	458 910	W	ELBOW - (AN837-4D)	4	
-41	63913-66		HOSE - Flexible, vacuum	2	
-42	67559-00	C	HEAD - Pressure vacuum	1	
	67731-00	D	HEAD - Pressure vacuum	1	
	67738-00		HEAD - Pressure vacuum (heated)	1	
-43	67589-00	C	BLOCK ASSEMBLY - Vacuum head	1	
	67743-00	D	BLOCK ASSEMBLY - Vacuum head	1	
	67743-02		BLOCK ASSEMBLY - Vacuum head (for heated head)	1	
-44	67588-00	C	GASKET - Vacuum head block	2	
	67732-00	D	GASKET - Vacuum head block	2	
	67732-00		GASKET - Vacuum head block (for heated head)	2	
			A - Used on PA-28R-180 with serial numbers 28-30005 to 28-30481 inclusive, 28-30483 to 28-31090 inclusive.		
			B - Used on PA-28R-200 with serial numbers 28-30482, 28-35001 and up.		
			C - Used on PA-28R-180 with serial numbers 28-30005 to 28-30481 inclusive, 28-30483 to 28-30878 inclusive.		
			D - Used on PA-28R-180 with serial numbers 28-30879 and up, and PA-28R-200 with serial numbers 28-30482, 28-35001 and up.		
			E - Used on PA-28R-180 with serial numbers 28-30005 to 28-7130019 inclusive, and PA-28R-200 with serial numbers 28-30482, 28-35001 to 28-7135238 inclusive.		
			F - Used on PA-28R-200 airplanes only.		
			W - These parts <u>must</u> be ordered from Service Spares Department, Piper Aircraft, <u>Lock Haven, Penna.</u>		

When ordering, always specify Part Number, Description and Serial Number of Aircraft



Figure and Index Number	Part Number	Code	NOMENCLATURE	No. Req.	SERIAL NUMBERS AFFECTED
84-45	487 937		SWITCH - Pressure (#211C243-3)	1	
-46	67534-00		ANGLE ASSEMBLY - Hydraulic line	2	
-47	477 629	W	NUT - (AN924-4)	2	
-48	477 618	W	NUT - (AN924-4D)	6	
-49	407 568	W	WASHER - (AN960-716)	8	
-50	65003-21		BUSHING - Hydraulic pump mount	3	
-51	65003-30		BUSHING - Hydraulic pump mount	3	
-52	434 120		GROMMET - (AN931-B4-7)	3	
-53	400 443	W	BOLT - (AN3-12A)	3	
	494 192		WASHER - (#5712-45)	6	
-54	424 139	A	PIN - Flat head (MS20392-1C13)	1	
	407 581	AW	WASHER - (AN960-4L)	1	
	424 077	A	PIN - Cotter (AN381-2-5)	1	
-55	401 300		BOLT - (AN44-13A)	4	
-56	400 440	AW	BOLT - (AN3-6A)	1	
	400 438	B	BOLT - (AN3-4A)	1	
	407 584	W	WASHER - (AN960-10L)	2	
	494 133		WASHER - (1/4 I. D. Nylon)	2	
	404 887	W	NUT - (MS20365-1032C)	1	
-57	476 648	W	NIPPLE - (AN816-4D)	1	
	67600-00		NIPPLE - Restricted	1	
-58	67749-00	B	GUIDE ASSEMBLY - Diaphragm rod	1	
-59	400 437	W	BOLT - (AN3-3A)	2	
	407 584	W	WASHER - (AN960-10L)	2	
	404 887	W	NUT - (MS20365-1032C)	2	

A - Used on PA-28R-180 with serial numbers 28-30005 to 28-30481 inclusive, 28-30483 to 28-31078 inclusive,
 B - Used on PA-28R-180 with serial numbers 28-31079 and up, and PA-28R-200 with serial numbers 28-30482, 28-35001 and up.
 W - These parts must be ordered from Service Spares Department, Piper Aircraft, Lock Haven, Penna.

When ordering, always specify Part Number, Description and Serial Number of Aircraft

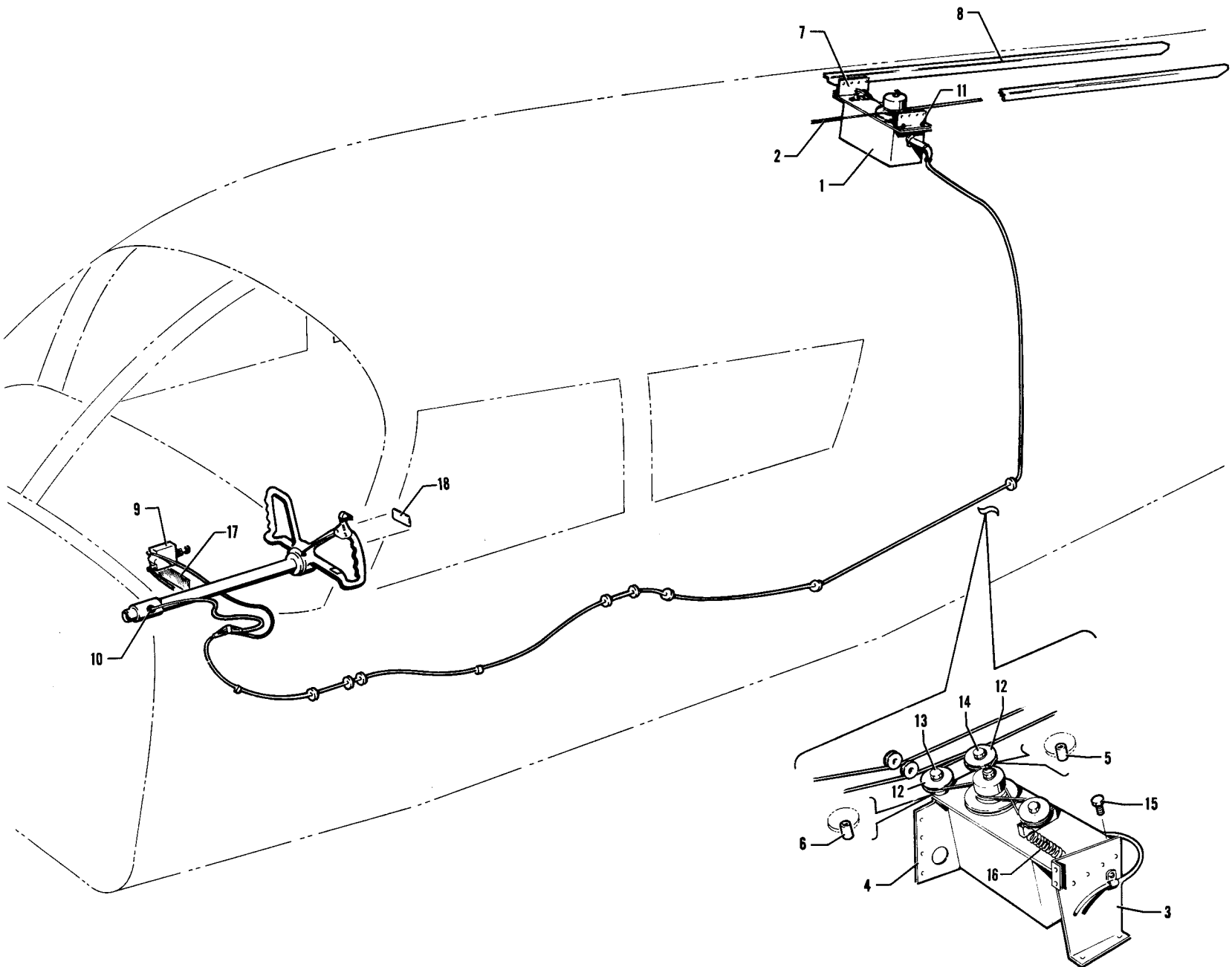


Figure 85. Electric Trim Installation

INTENTIONALLY LEFT BLANK



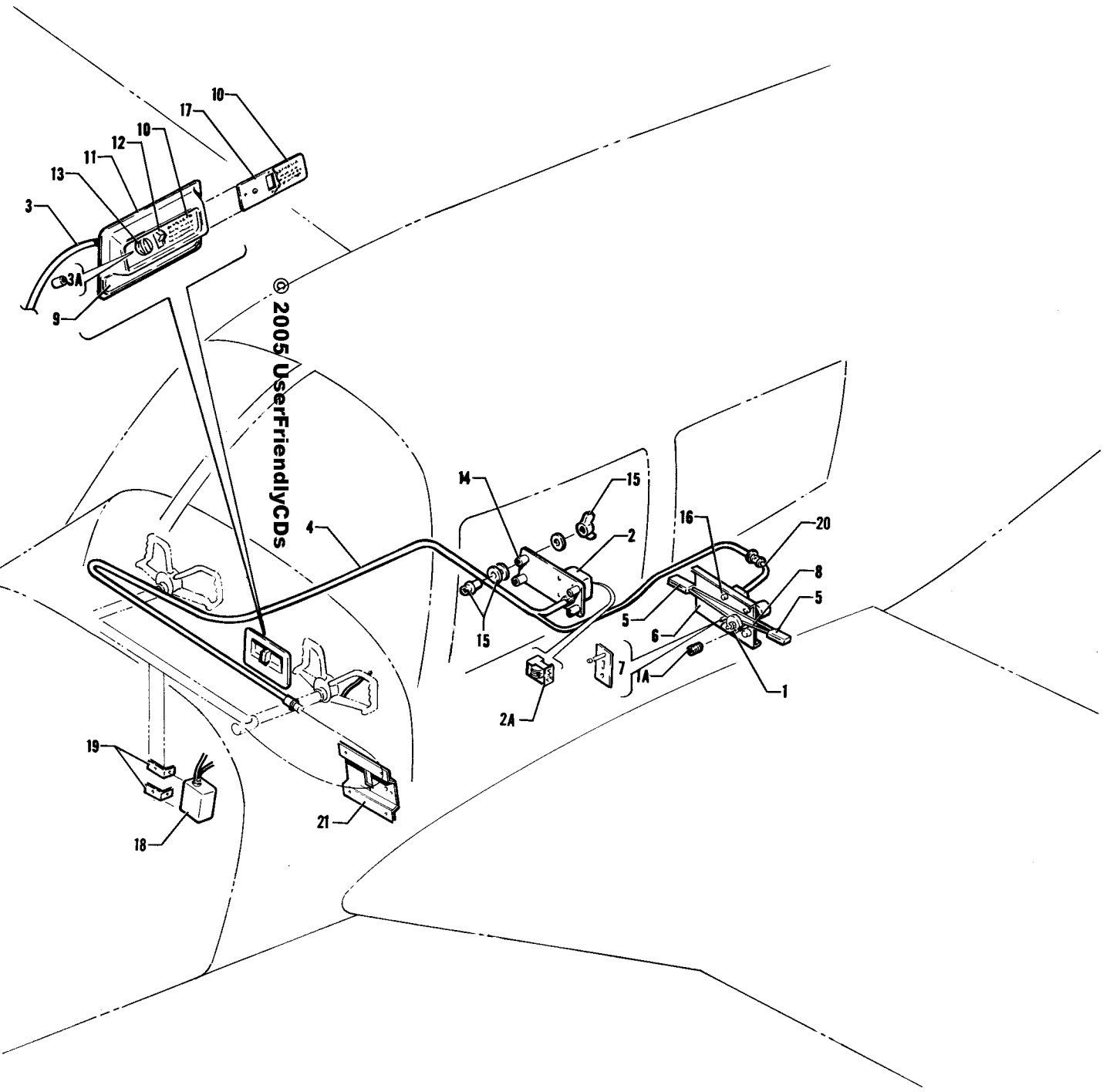
Figure and Index Number	Part Number	Code	NOMENCLATURE	No. Req.	SERIAL NUMBERS AFFECTED
85-	63529 65650 67496 66719	A B D E	DRAWING - Electric Trim Installation DRAWING - Electric Trim Installation DRAWING - Electric Trim Installation DRAWING - Electric Trim Installation		28-10720 to 28-11039 inclusive
-1	65821-00	F	SERVO ASSEMBLY - Trim	1	
	65821-02	C	SERVO ASSEMBLY - Trim	1	
-2	62701-44	F	CABLE ASSEMBLY - Front stabilator trim	1	
	62701-57	H	CABLE ASSEMBLY - Front stabilator trim	1	
	62701-111	G	CABLE ASSEMBLY - Front stabilator trim	1	28-7235001 and up
-3	68674-00	C	BRACKET ASSEMBLY - Electric trim	1	
-4	68676-00	C	BRACKET - Electric trim	1	
-5	63900-66	C	BUSHING - Electric trim	1	
-6	63900-67	C	BUSHING - Electric trim	1	
-7	66757-00	F	BRACKET - Servo mounting	2	
-8	65114-00	F	STRINGER - Servo mounting	2	
-9	454 656	AW	CIRCUIT PROTECTOR - (#109-205-102)	1	
	454 656	BW	CIRCUIT PROTECTOR - (#109-205-102)	1	28-10720 to 28-11039 inclusive
	67445-00	DE	SWITCH ASSEMBLY - Pitch trim	1	
-10	434 126	W	GROMMET - (AN931-3-5)	1	
-11	415 754	FW	SCREW - (AN515-832R8)	4	
	407 563	FW	WASHER - (AN960-8)	4	
	404 910	FW	NUT - (MS20365-832C)	4	
<p>A - Used on PA-28-150, PA-28-160 and PA-28-180 with serial numbers 28-2172 to 28-4377 inclusive, PA-28-235 with serial numbers 28-10606 to 28-10719 inclusive, and PA-28-140 with serial numbers 28-20002 to 28-24999 inclusive.</p> <p>B - Used on PA-28-235 airplanes only.</p> <p>C - Used on PA-28-180 with serial numbers 28-4378 and up, PA-28-235 with serial numbers 28-10720 and up, PA-28R-180 and PA-28R-200 airplanes.</p> <p>D - Used on PA-28-180 with serial numbers 28-4378 and up, PA-28-235 with serial numbers 28-11040 and up, PA-28R-180 and PA-28R-200 airplanes.</p> <p>E - Used on PA-28-140 with serial numbers 28-25000 and up.</p> <p>F - Used on PA-28-150, PA-28-160 and PA-28-180 with serial numbers 28-2172 to 28-4377 inclusive, PA-28-235 with serial numbers 28-10606 to 28-10719 inclusive, and PA-28-140 with serial numbers 28-20002 and up.</p> <p>G - Used on PA-28R-200 airplanes only.</p> <p>H - Used on PA-28-180 with serial numbers 28-4378 and up, PA-28-235 with serial numbers 28-10720 and up, PA-28R-180 with serial numbers 28-30005 to 28-7130019 inclusive, and PA-28R-200 with serial numbers 28-30482, 28-35001 to 28-7135238 inclusive.</p> <p>W - These parts must be ordered from Service Spares Department, Piper Aircraft, <u>Lock Haven, Penna.</u></p>					

When ordering, always specify Part Number, Description and Serial Number of Aircraft



Figure and Index Number	Part Number	Code	NOMENCLATURE	No. Req.	SERIAL NUMBERS AFFECTED
85-12	481 640	C	PULLEY - (MS24566-1B)	2	
-13	401 270	CW	BOLT - (AN3-11A)	1	
	400 443	D	BOLT - (AN3-12A)	1	
	407 564	CW	WASHER - (AN960-10)	1	
	404 887	CW	NUT - (MS20365-1032C)	1	
-14	400 443	CW	BOLT - (AN3-12A)	1	
	400 444	D	BOLT - (AN3-13A)	1	
	407 564	CW	WASHER - (AN960-10)	1	
	404 887	CW	NUT - (MS20365-1032C)	1	
-15	401 266	CW	BOLT - (AN3-5A)	2	
	407 564	CW	WASHER - (AN960-10)	2	
	404 887	CW	NUT - (MS20365-1032C)	2	
-16	65784-00		SPRING - Electric trim	1	
-17	67490-02	AB	PLACARD - Pitch trim	1	
-18	66751-00		PLACARD - Electric trim (control wheel)	1	
<p>A - Used on PA-28-180 with serial numbers 28-4378 and up, PA-28-235 with serial numbers 28-11040 and up, PA-28R-180 and PA-28R-200 airplanes.</p> <p>B - Used on PA-28-140 with serial numbers 28-25000 and up.</p> <p>C - Used on PA-28-180 with serial numbers 28-4378 and up, PA-28-235 with serial numbers 28-10720 and up, PA-28R-180 and PA-28R-200 airplanes.</p> <p>D - Used on PA-28R-200 airplanes only.</p> <p>W - These parts <u>must</u> be ordered from Service Spares Department, Piper Aircraft, <u>Lock Haven, Penna.</u></p>					

When ordering, always specify Part Number, Description and Serial Number of Aircraft



© 2005 UserFriendlyCDS

<http://stores.ebay.com/UserFriendlyCDS>

Figure 86. AutoFlite Installation

(PA-28-150, PA-28-160 and PA-28-180 - Serial Nos. 28-1231 to 28-5869 inclusive)

(PA-28-140 - Serial Nos. 28-20002 to 28-26956 inclusive)

(PA-28-235 - Serial Nos. 28-10003 to 28-11393 inclusive)

(PA-28R-180 - Serial Nos. 28-30005 to 28-30481 inclusive, 28-30483 to 28-31279 inclusive)

(PA-28R-200 - Serial Nos. 28-30482, 28-35001 to 28-35830 inclusive)

INTENTIONALLY LEFT BLANK

<http://stores.ebay.com/UserFriendlyCDs>



Figure and Index Number	Part Number	Code	NOMENCLATURE	No. Req.	SERIAL NUMBERS AFFECTED
86-	65755 67497	G B	DRAWING - AutoFlite Installation DRAWING - AutoFlite Installation		
-1	753 721	EW	SERVO - Roll (ID363-183R)	1	
	757 595	E	SERVO - Roll (1C363-1-183R)	1	
-1a	757 579	W	SET SCREW - Capstan (3S326)	1	
-2	751 278	W	AMPLIFIER ASSEMBLY - Gyro (1C359-1)	1	
-2a	756 052	W	RELAY - Gyro amplifier (#80S11)	1	
-3	757 855		CABLE ASSEMBLY - (30C280)	1	
-3a	757 592	F	SPACER - AutoFlite trim shaft (43A370)	1	
-4	753 978		CABLE ASSEMBLY - (30B184-3)	1	
-5	757 863		CLAMP ASSEMBLY - Bridle cable (42A173-1)	2	
-6	453 425	C	BRACKET - Servo mounting (7C511-3)	1	
	453 426	D	BRACKET - Servo mounting (7C511-2)	1	
-7	751 897		GUARD - Cable (7A508-1)	1	
-8	753 980		CABLE - Bridle (30B200)	1	
-9	68821-00	G	PLACARD - AutoFlite console	1	
-10	68825-00	G	PLACARD - AutoFlite instruction	1	
	67492-00	B	PLACARD - AutoFlite instruction (without tracker)	1	
	66800-00	B	PLACARD - AutoFlite instruction (with tracker)	1	
-11	68824-00	G	PANEL - AutoFlite trim	1	
<p>A - Used on PA-28-150, PA-28-160 and PA-28-180 with serial numbers 28-1231 to 28-5869 inclusive, PA-28-140 with serial numbers 28-20002 to 28-26956 inclusive, PA-28-235 with serial numbers 28-10003 to 28-11393 inclusive, PA-28R-180 with serial numbers 28-30005 to 28-30481 inclusive, 28-30483 to 28-31279 inclusive, and PA-28R-200 with serial numbers 28-30482, 28-35001 to 28-35830 inclusive.</p> <p>B - Used on PA-28-180 with serial numbers 28-4378 to 28-5869 inclusive, PA-28R-180 with serial numbers 28-30005 to 28-30481 inclusive, 28-30483 to 28-31279 inclusive, PA-28-235 with serial numbers 28-11040 to 28-11393 inclusive, PA-28-140 with serial numbers 28-25000 to 28-26956 inclusive, and PA-28R-200 with serial numbers 28-30482, 28-35001 to 28-35830 inclusive.</p> <p>C - Used on PA-28-140, PA-28-150, PA-28-160, PA-28-180 and PA-28-235 airplanes only.</p> <p>D - Used on PA-28R-180 and PA-28R-200 airplanes only.</p> <p>E - Ascertain servo model number when ordering.</p> <p>F - Used when tracker is not installed.</p> <p>G - Used on PA-28-150, PA-28-160 and PA-28-180 with serial numbers 28-1231 to 28-4377 inclusive, PA-28-140 with serial numbers 28-20002 to 28-24999 inclusive, and PA-28-235 with serial numbers 28-10003 to 28-11039 inclusive.</p> <p>W - These parts must be ordered from Service Spares Department, Piper Aircraft, <u>Lock Haven, Penna.</u></p>					

When ordering, always specify Part Number, Description and Serial Number of Aircraft



Figure and Index Number	Part Number	Code	NOMENCLATURE	No. Req.	SERIAL NUMBERS AFFECTED
86-12	487 901		SWITCH - (#8134-K21A1V-50)	1	
-13	571 087		KNOB - Trim (#RB-31)	1	
-14	467 066		ISOLATOR - Vibration (#JA-6984-8)	4	
-15	404 751		NUT - Wing (AN350-832)	4	
	407 134		WASHER - (AN936-A8)	8	
	407 620		WASHER - (AN960-A8L)	4	
	406 863	W	RIVNUT - (A8K-75)	4	
-16	400 438	W	BOLT - (AN3-4A)	4	
	407 564	W	WASHER - (AN960-10)	4	
	404 887	W	NUT - (MS20365-1032C)	4	
-17	67495-00	C	PLATE - AutoFlite placard	1	
-18	596 032		TRACKER - Omni (#1D482)	1	
-19	67485-00		BRACKET - Omni tracker	2	
-20	757 878	D	CABLE ASSEMBLY - Roll servo (30A211-8R)	1	
-21	66798-00	B	BRACKET - AutoFlite	1	
<p>A - Used on PA-28-150, PA-28-160 and PA-28-180 with serial numbers 28-1231 to 28-5869 inclusive, PA-28-140 with serial numbers 28-20002 to 28-26956 inclusive, PA-28-235 with serial numbers 28-10003 to 28-11393 inclusive, PA-28R-180 with serial numbers 28-30005 to 28-30481 inclusive, 28-30483 to 28-31279 inclusive, and PA-28R-200 with serial numbers 28-30482, 28-35001 to 28-35830 inclusive.</p> <p>B - Used on PA-28-140 with serial numbers 28-25401 to 28-26956 inclusive, PA-28-235 with serial numbers 28-11236 to 28-11393 inclusive, PA-28-180 with serial numbers 28-5428 to 28-5869 inclusive, PA-28R-180 with serial numbers 28-31093 to 28-31279 inclusive, and PA-28R-200 with serial numbers 28-35187 to 28-35830 inclusive.</p> <p>C - Used on PA-28-180 with serial numbers 28-4378 to 28-5428 inclusive, PA-28-235 with serial numbers 28-11040 to 28-11235 inclusive, PA-28-140 with serial numbers 28-25000 to 28-25400 inclusive, PA-28R-180 with serial numbers 28-30005 to 28-30481 inclusive, 28-30483 to 28-31093 inclusive, and PA-28R-200 with serial numbers 28-30482, 28-35001 to 28-35187 inclusive.</p> <p>D - Used with servo model 1C363-1-183R only.</p> <p>W - These parts <u>must</u> be ordered from Service Spares Department, Piper Aircraft, <u>Lock Haven, Penna.</u></p>					

When ordering, always specify Part Number, Description and Serial Number of Aircraft

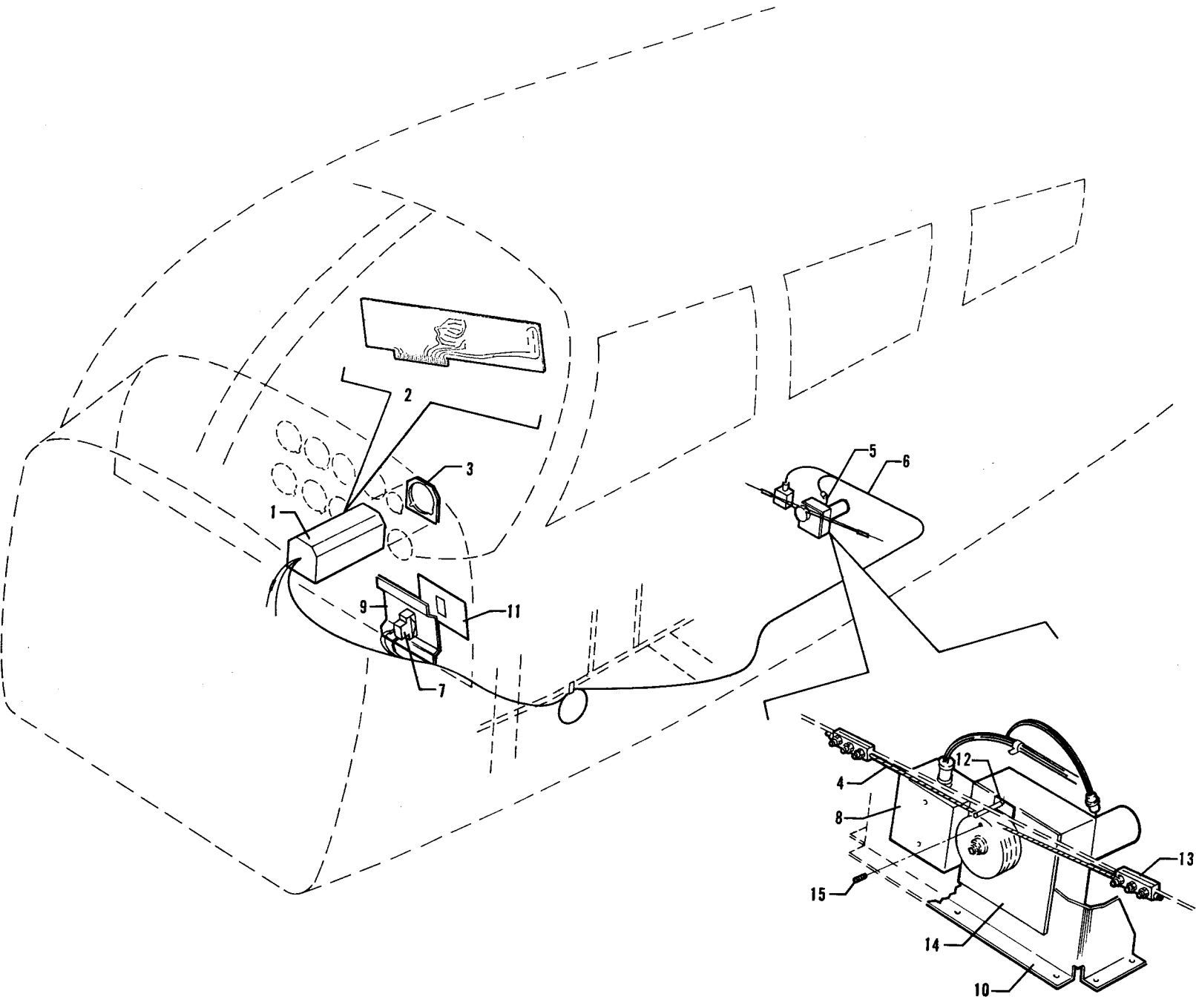


Figure 86A. AutoFlite II Installation

- (PA-28-140 - Serial Nos. 28-7125001 and up)
- (PA-28-180 - Serial Nos. 28-7105001 and up)
- (PA-28-235 - Serial Nos. 28-7110001 and up)
- (PA-28R-180 - Serial Nos. 28-7130001 and up)
- (PA-28R-200 - Serial Nos. 28-7135001 and up)

REVISED: AUGUST 1971

- 415A -

PA-28-140
PA-28-180
PA-28-235
PA-28R-180
PA-28R-200



Figure and Index Number	Part Number	Code	NOMENCLATURE	No. Req.	SERIAL NUMBERS AFFECTED
86A-	99447		DRAWING - AutoFlite II Installation		
-1	755 431	B	INSTRUMENT - Turn and bank (52D75-3)	1	
	755 432	C	INSTRUMENT - Turn and bank (52D75-4)	1	
-2	758 188	C	TRACKER BOARD - Printed circuit (1D628)	1	
-3	99209-00		PLATE - Turn and bank mounting	1	
-4	753 980		CABLE - Bridle (30B200)	1	
-5	757 878		CABLE ASSEMBLY - Roll servo (30A211-8R)	1	
-6	757 913		CABLE ASSEMBLY - (30C379-1)	1	
-7	487 901		SWITCH - (#8134-K21A1V-50)	1	
-8	758 181		BOX - Relay (1A526)	1	
-9	66798-00		BRACKET - AutoFlite II	1	
-10	453 425	D	BRACKET - Servo mounting (7C511-3)	1	
	453 426	E	BRACKET - Servo mounting (7C511-2)	1	
-11	99448-00		PLACARD - AutoFlite II	1	
-12	751 897		GUARD - Cable (7A508-1)	1	
-13	757 863		CLAMP ASSEMBLY - Bridle cable (42A173-1)	2	
-14	757 595		SERVO - Roll (1C363-1-183R)	1	
-15	757 579	W	SET SCREW - Capstan (3S326)	1	
<p>A - Used on PA-28-140 with serial numbers 28-7125001 and up, PA-28-180 with serial numbers 28-7105001 and up, PA-28-235 with serial numbers 28-7110001 and up, PA-28R-180 with serial numbers 28-7130001 and up, and PA-28R-200 with serial numbers 28-7135001 and up.</p> <p>B - Used if AutoFlite II without tracker is installed.</p> <p>C - Used if AutoFlite II with tracker is installed.</p> <p>D - Used on PA-28-140, PA-28-180 and PA-28-235 only.</p> <p>E - Used on PA-28R-180 and PA-28R-200 airplanes only.</p> <p>W - These parts <u>must</u> be ordered from Service Spares Department, Piper Aircraft, <u>Lock Haven, Penna.</u></p>					

When ordering, always specify Part Number, Description and Serial Number of Aircraft

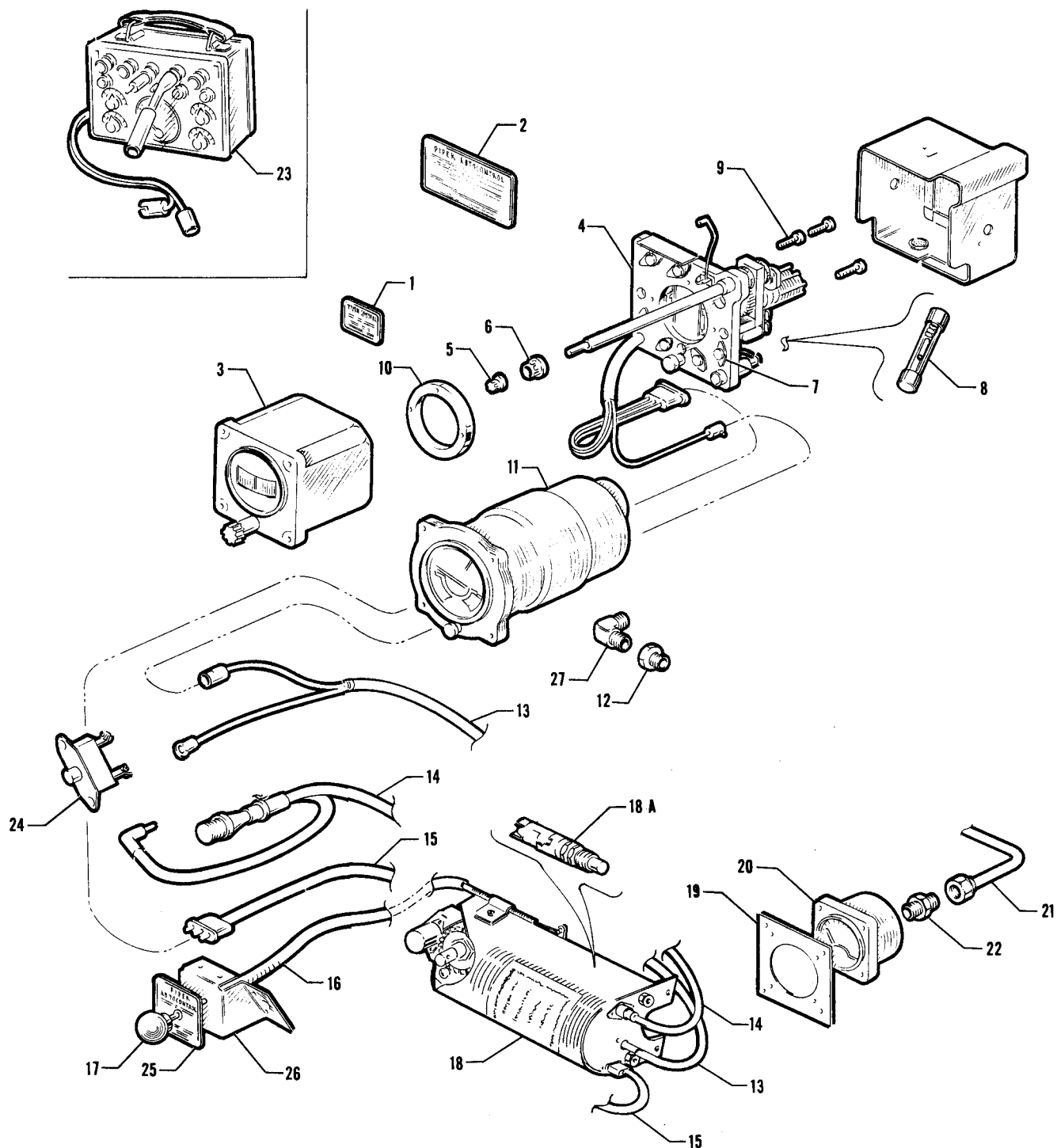


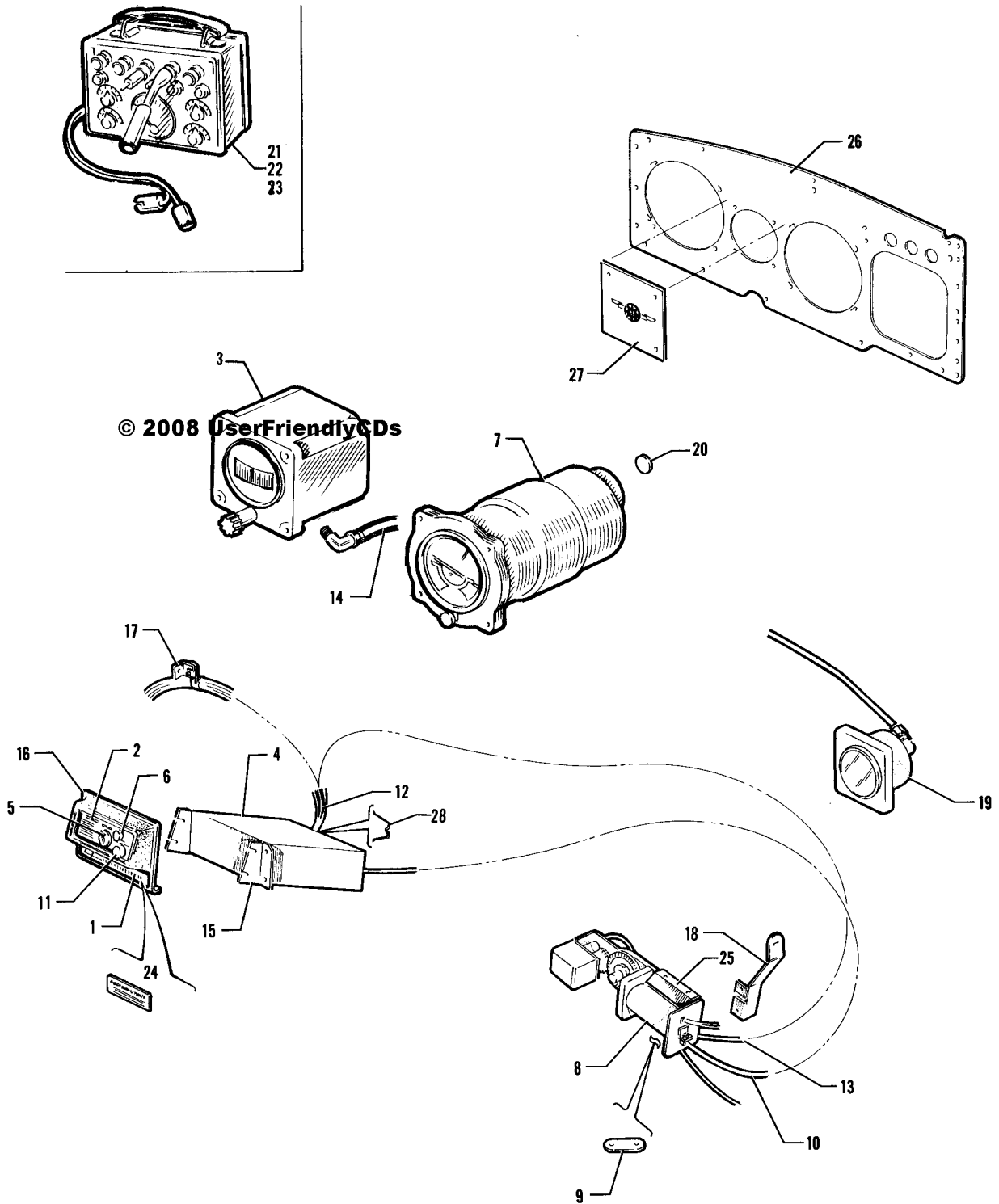
Figure 87. AutoControl I Installation



Figure and Index Number	Part Number	Code	NOMENCLATURE	No. Req.	SERIAL NUMBERS AFFECTED
87-	62794		DRAWING - AutoControl I Installation		
-1	19563-00	W	PLACARD - AutoControl (D.G. operations)	1	
-2	19561-00	W	PLACARD - AutoControl (operations)	1	
-3	550 640	AW	INSTRUMENT - Directional gyro (30987-02)	1	
-4	751 232	W	AMPLIFIER - (Complete)	1	
-5	754 210	W	KNOB - Trim	1	
-6	754 209	W	KNOB - Turn	1	
-7	753 004	W	TRANSISTOR - (2N250)	1	
-8	751 783	W	FUSE - 10 AMP (AGC-10)	1	
-9	752 956	W	SCREW - Attaching	3	
-10	752 955	W	RING - Spacer	1	
-11	550 642	AW	INSTRUMENT - Gyro horizon (31053-02)	1	
-12	453 653	W	BUSHING - (3224-2)	1	
-13	753 861		CABLE ASSEMBLY - Power supply	1	
-14	751 521	W	CABLE ASSEMBLY - (Gyros to servo)	3	
-15	751 525	W	CABLE ASSEMBLY - (Directional gyro to servo)	1	
-16	753 860		CABLE ASSEMBLY - Engage control	1	
-17	754 211	W	KNOB - Engage control cable	1	
-18	753 622		MOTOR ASSEMBLY - Roll servo	1	
-18a	752 967	W	SWITCH - Roll servo (#40518)	1	
-19	11199-03	W	PLATE - Mounting	1	
-20	450 648	W	INSTRUMENT - Suction gauge "150" - "160" - "180"	1	28-1 to 28-1444 inclusive
	450 648	W	INSTRUMENT - Suction gauge "235"	1	28-10003 to 28-10152 inclusive
	550 629		INSTRUMENT - Suction gauge "140" - "150" - "160" - "180"	1	28-1445 and up
	550 629		INSTRUMENT - Suction gauge "235"	1	28-10153 and up
-21	14994-00	W	LINE ASSEMBLY - Suction gauge	1	
-22	476 647	W	NIPPLE - (AN816-3D)	1	
-23	751 412	W	TEST EQUIPMENT	1	
-24	454 664	W	CIRCUIT PROTECTOR - (#3003)	1	
-25	19562-00	W	PLACARD - Control engage	1	
-26	14990-00	W	BRACKET - Control mounting	1	
-27	458 893	W	ELBOW - (AN822-3D)	2	

A - No longer available.
 W - These parts must be ordered from Service Spares Department, Piper Aircraft, Lock Haven, Penna.

When ordering, always specify Part Number, Description and Serial Number of Aircraft



<http://stores.ebay.com/UserFriendlyCDs>

Figure 88. AutoControl II Installation

INTENTIONALLY LEFT BLANK

<http://stores.ebay.com/UserFriendlyCDs>



Figure and Index Number	Part Number	Code	NOMENCLATURE	No. Req.	SERIAL NUMBERS AFFECTED
88-	62863 62990	D E	DRAWING - AutoControl II Installation DRAWING - AutoControl II Installation		
-1	62170-00		PLACARD - AutoControl II console	1	
-2	62163-00	DF	PLACARD - Operation	1	
	62983-00	EF	PLACARD - Operation	1	
	63559-00	EG	PLACARD - Operation	1	
	65524-00	CG	PLACARD - Operation	1	
-3	550 640	FJW	INSTRUMENT - Directional gyro (30987-02)	1	
	550 643	GJW	INSTRUMENT - Directional gyro (31058-02)	1	
	550 779	GW	INSTRUMENT - Directional gyro (32169-00) (3 inch)	1	
-4	753 877	W	AMPLIFIER - (complete) (1X214E) (unventilated cover)	1	
	751 262	W	AMPLIFIER - (complete) (1X214E-3) (ventilated cover)	1	
-5	754 366	W	KNOB - Turn and trim (36A77)	1	
-6	756 720	W	BUTTON - Heading lock (36S93)	1	
-7	550 642	JW	INSTRUMENT - Gyro horizon (31053-02)	1	
	550 777	W	INSTRUMENT - Gyro horizon (32167-00) (3 inch)	1	
-8	753 642		MOTOR ASSEMBLY - Roll servo (1X221E-CH)	1	
-9	752 333	W	LEVER - Engage (30A83)	1	
-10	753 876		CABLE ASSEMBLY - Engage control (30A 139-40)	1	
-11	756 716	W	KNOB - Engage control cable (36S92)	1	
-12	751 954	W	HARNESS ASSEMBLY - (30B116-1)	1	
-13	751 525	W	CABLE ASSEMBLY - Servo motor (30A53-22)	1	
-14	753 036	W	HOSE - Air, amplifier to directional gyro (47A 147-24)	1	
-15	62146-00		CLIP - Amplifier mounting, left	1	
	62146-01		CLIP - Amplifier mounting, right	1	
-16	62147-03		PANEL - AutoFlite trim	1	28-1 to 28-1410 inclusive
	62198-03	H	PANEL - AutoFlite trim	1	28-1410 to 28-1760 inclusive
	62198-03	C	PANEL - AutoFlite trim	1	28-20002 to 28-24999 inclusive
	62198-03	B	PANEL - AutoFlite trim	1	28-10003 to 28-10486 inclusive
	62984-00	E	PANEL - AutoFlite trim	1	
			A - Used on PA-28-140 with serial numbers 28-20002 to 28-24999 inclusive, PA-28-150, PA-28-160 and PA-28-180 with serial numbers 28-1231 to 28-4377 inclusive, and PA-28-235 with serial numbers 28-10003 to 28-11039 inclusive.		
			B - Used on PA-28-235 airplanes only.		
			C - Used on PA-28-140 airplanes only.		
			D - Used on PA-28-150, PA-28-160 and PA-28-180 with serial numbers 28-1231 to 28-1760 inclusive, PA-28-235 with serial numbers 28-10003 to 28-10486 inclusive, and PA-28-140 with serial numbers 28-20002 to 28-24999 inclusive.		
			E - Used on PA-28-150, PA-28-160 and PA-28-180 with serial numbers 28-1761 to 28-4377 inclusive, and PA-28-235 with serial numbers 28-10487 to 28-11039 inclusive.		
			F - Used on AutoControl with "O" heading only.		
			G - Used on AutoControl with course selector only.		
			H - Used on PA-28-150, PA-28-160 and PA-28-180 airplanes only.		
			J - No longer available.		
			W - These parts <u>must</u> be ordered from Service Spares Department, Piper Aircraft, Lock Haven, Penna.		

When ordering, always specify Part Number, Description and Serial Number of Aircraft

PA-28-140
PA-28-150
PA-28-160
PA-28-180
PA-28-235



Figure and Index Number	Part Number	Code	NOMENCLATURE	No. Req.	SERIAL NUMBERS AFFECTED
88-17	62161-00	F	ANGLE - Clamp support	1	
	63297-00	G	ANGLE - Clamp support	1	
-18	65064-00	D	BRACKET - Roll servo support	1	
	62280-00	CE	BRACKET - Roll servo support	1	28-10166 to 28-11039 inclusive
-19	450 648	W	INSTRUMENT - Suction gauge "150" - "160" - "180"	1	28-1231 to 28-1444 inclusive
	450 648	W	INSTRUMENT - Suction gauge "235"	1	28-10002 to 28-10152 inclusive
	550 629		INSTRUMENT - Suction gauge "140" - "150" - "160" - "180"	1	28-1445 and up
	550 629		INSTRUMENT - Suction gauge "235"	1	28-10153 to 28-11039 inclusive
-20	755 825	W	PAD - Gyro instrument filter (not used on 3 inch gyros)	AR	
-21	751 412	W	TEST EQUIPMENT	1	
-22	756 737	W	ADAPTER - Test kit (66A44)	1	
-23	753 880	W	CABLE - Test (30B116-1-T)	1	
-24	62879-00	BC	PLACARD - AutoControl II limitations	1	
-25	65531-00		GUARD - Roll servo	1	
-26	68822-00		SUBPANEL - 3 inch gyros	1	
-27	11199-08	W	PLATE - Subpanel hole cover	1	
-28	756 257	W	SPRING - Retainer	1	
<p>A - Used on PA-28-140 with serial numbers 28-20002 to 28-24999 inclusive, PA-28-150, PA-28-160 and PA-28-180 with serial numbers 28-1231 to 28-4377 inclusive, and PA-28-235 with serial numbers 28-10003 to 28-11039 inclusive.</p> <p>B - Used on AutoControl with course selector only.</p> <p>C - Used on PA-28-235 airplanes only.</p> <p>D - Used when constant speed propeller is not installed.</p> <p>E - Used when constant speed propeller is installed.</p> <p>F - Used on PA-28-150, PA-28-160 and PA-28-180 with serial numbers 28-1231 to 28-1760 inclusive, PA-28-235 with serial numbers 28-10003 to 28-10486 inclusive, and PA-28-140 with serial numbers 28-20002 to 28-24999 inclusive.</p> <p>G - Used on PA-28-150, PA-28-160 and PA-28-180 with serial numbers 28-1761 to 28-4377 inclusive, and PA-28-235 with serial numbers 28-10487 to 28-11039 inclusive.</p> <p>W - These parts <u>must</u> be ordered from Service Spares Department, Piper Aircraft, <u>Lock Haven, Penna.</u></p>					

When ordering, always specify Part Number, Description and Serial Number of Aircraft

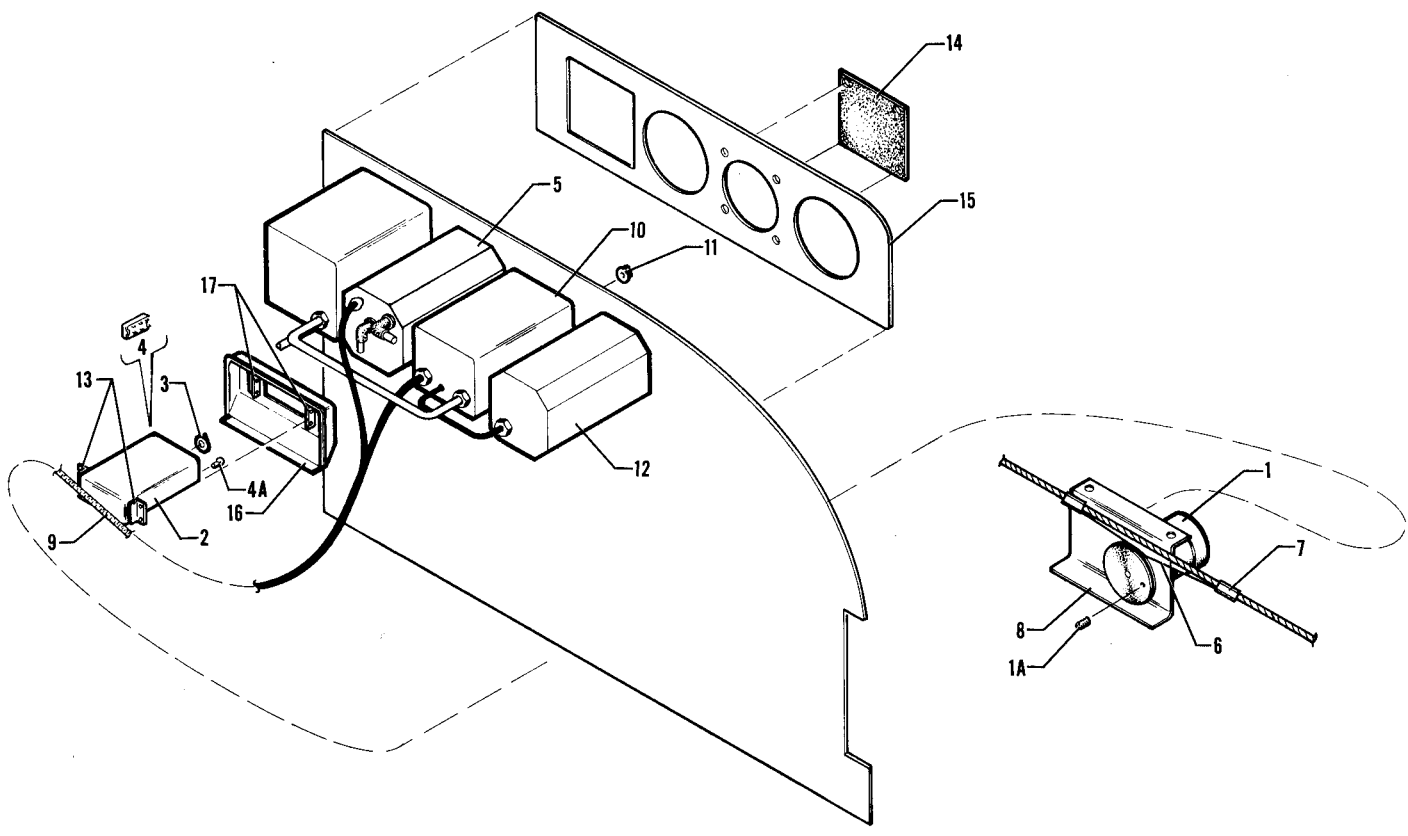


Figure 89. AutoControl III Installation
 (PA-28-150-160-180 - Serial Nos. 28-3590 to 28-4377 inclusive)
 (PA-28-235 - Serial Nos. 28-10741 to 28-11039 inclusive)



Figure and Index Number	Part Number	Code	NOMENCLATURE	No. Req.	SERIAL NUMBERS AFFECTED
89-	69122		DRAWING - AutoControl III Installation		
-1	753 721	W	SERVO ASSEMBLY - Roll (1D363-183R)	1	
-1a	757 579	W	SET SCREW - Capstan (3S326)	1	
-2	751 283	W	CONSOLE AMPLIFIER ASSEMBLY - (1C338)	1	
-3	757 052	W	KNOB - (36A98)	1	
-4	757 581	W	SWITCH - Engage (40A22-4)	2	
-4a	753 496	W	BULB - Console (65S28)	2	
-5	550 780	W	INSTRUMENT - Gyro horizon (32172-00) (3 inch)	1	
-6	753 980		CABLE ASSEMBLY - Bridle (30B200)	1	
-7	757 863		CLAMP ASSEMBLY - Bridle cable (42A173-1)	2	
-8	753 460		BRACKET - Mounting (7C511)	1	
-9	751 987	W	HARNESS ASSEMBLY - Amplifier (30C198)	1	
-10	551 114	W	COUPLER ASSEMBLY - Omni (25690-00)	1	
-11	757 052	W	KNOB - (36A98)	1	
-12	550 778	W	INSTRUMENT - Directional gyro (32168-00) (3 inch)	1	
-13	69142-00		CLIP - Console mounting	2	
-14	11199-08	W	PLATE - Hole cover	1	
-15	68822-00		SUB-PANEL - 3 inch gyros	1	
-16	69121-00		COVER - AutoControl III console	1	
-17	62145-00		ANGLE - Console mounting	2	
			<p>A - Used on PA-28-150, PA-28-160 and PA-28-180 with serial numbers 28-3590 to 28-4377 inclusive, and PA-28-235 with serial numbers 28-10741 to 28-11039 inclusive.</p> <p>W - These parts <u>must</u> be ordered from Service Spares Department, Piper Aircraft, <u>Lock Haven, Penna.</u></p>		

When ordering, always specify Part Number, Description and Serial Number of Aircraft

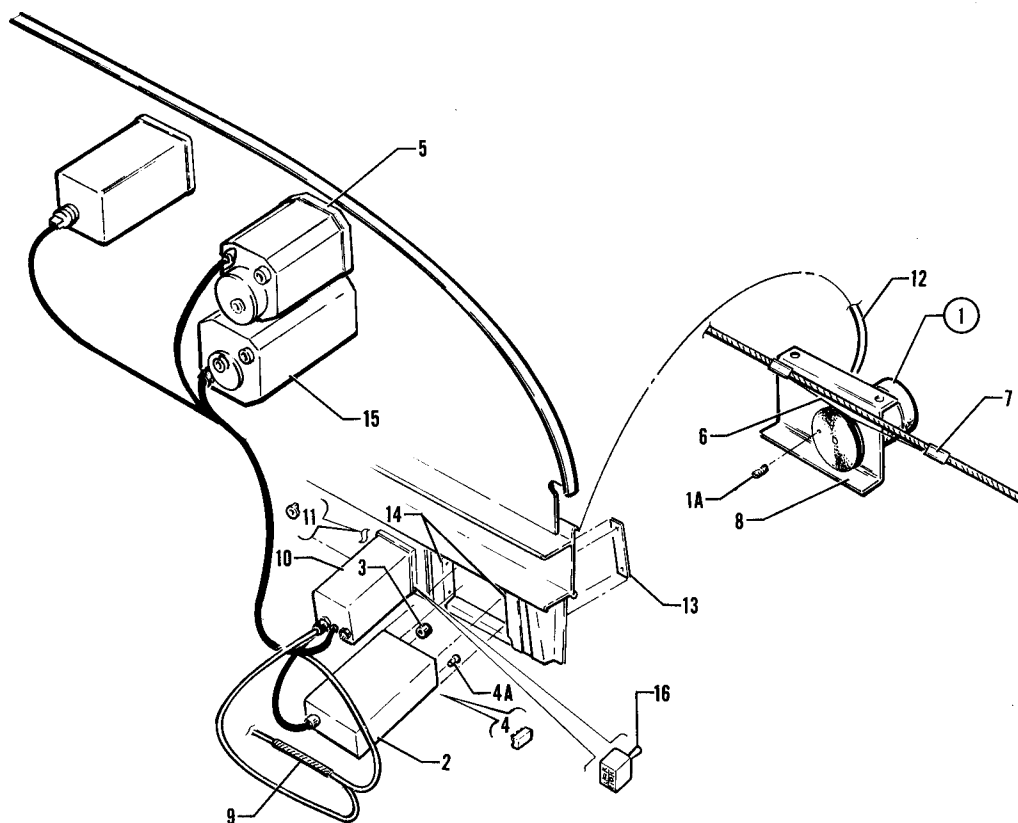


Figure 90. AutoControl III Installation
 (PA-28-140 - Serial Nos. 28-25000 and up)
 (PA-28-180 - Serial Nos. 28-4378 and up)
 (PA-28R-180 - Serial Nos. 28-30005 to 28-30481 inclusive, 28-30483 and up)
 (PA-28-235 - Serial Nos. 28-11040 and up)
 (PA-28R-200 - Serial Nos. 28-30482, 28-35001 and up)

PA-28-140
 PA-28-180
 PA-28-235
 PA-28R-180
 PA-28R-200



Figure and Index Number	Part Number	Code	NOMENCLATURE	No. Req.	SERIAL NUMBERS AFFECTED
90-	67498		DRAWING - AutoControl III Installation		
-1	753 721	CW	SERVO ASSEMBLY - Roll (1D363-183R)	1	
	757 595	C	SERVO ASSEMBLY - Roll (1C363-1-183R)	1	
-1a	757 579	W	SET SCREW - Capstan (3S326)	1	
-2	751 283	W	CONSOLE AMPLIFIER ASSEMBLY - (1C338)	1	
-3	757 052	W	KNOB - (36A98)	1	
-4	757 581	W	SWITCH - Engage (40A22-4)	2	
-4a	753 496	W	BULB - Console (65S28)	2	
-5	550 780	W	INSTRUMENT - Gyro horizon (32172-00) (3 inch)	1	
-6	753 980		CABLE ASSEMBLY - Bridle (30B200)	1	
-7	757 863		CLAMP ASSEMBLY - Bridle cable (42A173-1)	2	
-8	453 425	E	BRACKET - Servo mounting (7C511-3)	1	
	453 426	B	BRACKET - Servo mounting (7C511-2)	1	
-9	751 987	W	HARNESSE ASSEMBLY - Amplifier (30C198)	1	
-10	551 114	W	COUPLER ASSEMBLY - Omni (25690-00)	1	
-11	757 052	W	KNOB - (36A98)	1	
-12	757 878	D	CABLE ASSEMBLY - Roll servo (30A211-8R)	1	
-13	67493-00		SPACER - AutoControl console	2	
-14	67494-00		ANGLE - AutoControl console support, left	1	
	67494-01		ANGLE - AutoControl console support, right	1	
-15	550 778	W	INSTRUMENT - Directional gyro (32168-00) (3 inch)	1	
-16	487 829	FW	SWITCH - Omni coupler (#8867K1)	1	
<p>A - Used on PA-28-180 with serial numbers 28-4378 and up, PA-28-235 with serial numbers 28-11040 and up, PA-28-140 with serial numbers 28-25000 and up, PA-28R-180 and PA-28R-200 airplanes.</p> <p>B - Used on PA-28R-180 and PA-28R-200 airplanes only.</p> <p>C - Ascertain servo model number when ordering.</p> <p>D - Used with servo model 1C363-1-183R.</p> <p>E - Used on PA-28-140, PA-28-180 and PA-28-235 airplanes only.</p> <p>F - Used on PA-28-140 with serial numbers 28-26401 and up, PA-28-180 with serial numbers 28-5601 and up, PA-28R-180 with serial numbers 28-31251 and up, PA-28R-200 with serial numbers 28-35601 and up, and PA-28-235 with serial numbers 28-11301 and up.</p> <p>W - These parts <u>must</u> be ordered from Service Spares Department, Piper Aircraft, Lock Haven, Penna.</p>					

When ordering, always specify Part Number, Description and Serial Number of Aircraft

PA-28-140
PA-28-180
PA-28-235
PA-28R-180
PA-28R-200

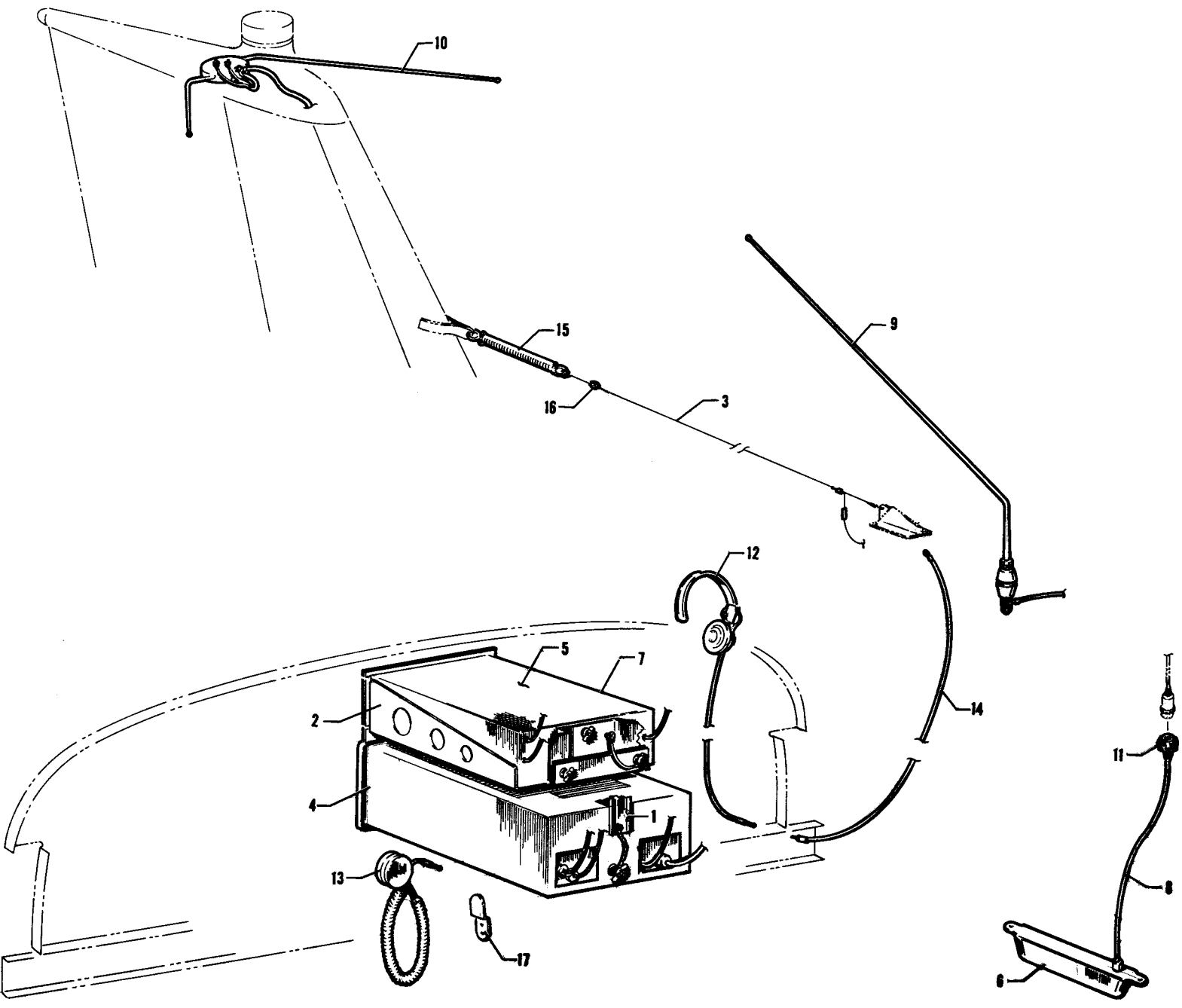


Figure 91. Piper PRC-4 AutoNav Radio Installation

REVISED: AUGUST 1971

- 425 -

PA-28-140
PA-28-150
PA-28-160
PA-28-180
PA-28-235



Figure and Index Number	Part Number	Code	NOMENCLATURE	No. Req.	SERIAL NUMBERS AFFECTED
91-	63857 63975 62235 63406 65712 63969 62201 62281 65236	C G E D H F B	DRAWING - Standard Radio Installation DRAWING - Radio Installation, Piper PRC-3 AutoNav DRAWING - Radio Installation, Piper PRC-4 AutoNav DRAWING - Radio Installation, Piper PRC-4 AutoNav DRAWING - Radio Installation, Piper PRC-4 AutoNav DRAWING - Radio Antenna Installation DRAWING - Radio Antenna Installation DRAWING - Radio Antenna Installation DRAWING - Radio Antenna Installation		28-1 to 28-815 inclusive 28-816 to 28-1520 inclusive
-1	62624-00		CHANNEL - Radio support	1	28-1 to 28-815 inclusive
-2	62663-00		SUPPORT - Radio	1	28-1 to 28-815 inclusive
			A - Used on PA-28-140 with serial numbers 28-20002 to 28-24999 inclusive, PA-28-150, PA-28-160 and PA-28-180 with serial numbers 28-1 to 28-4377 inclusive, and PA-28-235 with serial numbers 28-10003 to 28-11039 inclusive. B - Used on PA-28-150, PA-28-160 and PA-28-180 with serial numbers 28-1761 to 28-4377 inclusive, and PA-28-235 with serial numbers 28-10003 to 28-11039 inclusive. C - Used on PA-28-150, PA-28-160 and PA-28-180 with serial numbers 28-816 to 28-1520 inclusive, and PA-28-235 with serial numbers 28-10003 to 28-10232 inclusive. D - Used on PA-28-150, PA-28-160 and PA-28-180 with serial numbers 28-3378 to 28-4377 inclusive, and PA-28-235 with serial numbers 28-10720 to 28-11039 inclusive. E - Used on PA-28-150, PA-28-160 and PA-28-180 with serial numbers 28-1761 to 28-3377 inclusive, and 28-10487 to 28-10719 inclusive. F - Used on PA-28-150, PA-28-160 and PA-28-180 with serial numbers 28-1681 to 28-1760 inclusive, and PA-28-140 with serial numbers 28-20081 to 28-24999 inclusive. G - Used on PA-28-150, PA-28-160 and PA-28-180 with serial numbers 28-1521 to 28-1760 inclusive, PA-28-235 with serial numbers 28-10233 to 28-10486 inclusive, and PA-28-140 with serial numbers 28-20002 to 28-24999 inclusive. H - Used on PA-28-150, PA-28-160 and PA-28-180 with serial numbers 28-1521 to 28-1680 inclusive, and PA-28-140 with serial numbers 28-20002 to 28-20080 inclusive.		

When ordering, always specify Part Number, Description and Serial Number of Aircraft



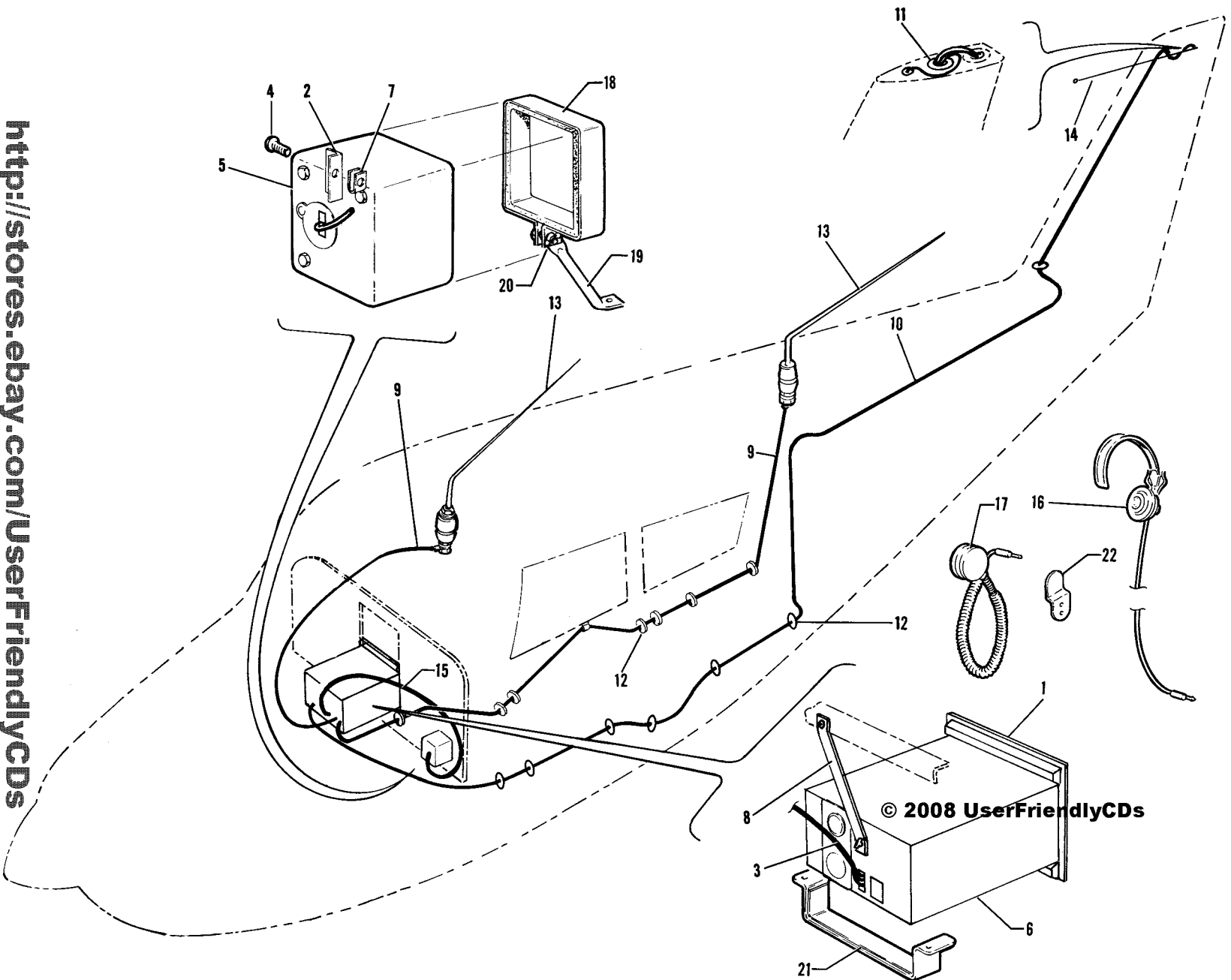
Figure and Index Number	Part Number	Code	NOMENCLATURE	No. Req.	SERIAL NUMBERS AFFECTED
91-3	63885-00		ANTENNA ASSEMBLY - Receiving	1	28-1 to 28-1410 inclusive
	63885-05	D	ANTENNA ASSEMBLY - Receiving	1	
	62238-00	E	ANTENNA ASSEMBLY - Receiving	1	
-4	451 270	W	RECEIVER - Omni (#VHT-3)	1	28-1 to 28-815 inclusive
-5	754 360	BW	RADIO KIT - Piper AutoNav (PRC-3)	1	
	756 791	C	RADIO KIT - Piper AutoNav (PRC-4)	1	
-6	451 127	BW	ANTENNA - Loop (#A-3-2. 5) (PRC-3)	1	
	551 209	C	ANTENNA - Loop (#1-980004) (PRC-4)	1	
-7	451 129	BW	DIRECTION FINDER - Radio (PRC-3)	1	
	551 207	C	DIRECTION FINDER - Radio (PRC-4)	1	
-8	451 128	W	CABLE ASSEMBLY - Loop lead-in (22450)	1	
-9	451 272	W	ANTENNA ASSEMBLY - Transmitting (VTP-17)	1	
-10	451 273	W	ANTENNA ASSEMBLY - Omni receiving (#VRP-37)	1	
-11	580 894	W	PLUG - (#C480149)	1	
-12	464 362	W	HEADPHONE	1	
-13	474 647	W	MICROPHONE - (Telephonics #RS-38A) Black	1	
	474 649	W	MICROPHONE - (Telex #66C) Black	1	
	474 652		MICROPHONE - (Telex #60837-17) Beige	1	
<p>A - Used on PA-28-140 with serial numbers 28-20002 to 28-24999 inclusive, PA-28-150, PA-28-160 and PA-28-180 with serial numbers 28-1 to 28-4377 inclusive, and PA-28-235 with serial numbers 28-10003 to 28-11039 inclusive.</p> <p>B - Used on PA-28-150, PA-28-160 and PA-28-180 with serial numbers 28-816 to 28-1520 inclusive, and PA-28-235 with serial numbers 28-10003 to 28-10232.</p> <p>C - Used on PA-28-150, PA-28-160 and PA-28-180 with serial numbers 28-1521 to 28-4377 inclusive, and PA-28-235 with serial numbers 28-10233 to 28-11039 inclusive, and PA-28-140 with serial numbers 28-20002 to 28-24999 inclusive.</p> <p>D - Used on PA-28-150, PA-28-160 and PA-28-180 with serial numbers 28-1411 to 28-1680 inclusive, PA-28-140 with serial numbers 28-20002 to 28-20280 inclusive, and PA-28-235 with serial numbers 28-10003 to 28-10352 inclusive.</p> <p>E - Used on PA-28-150, PA-28-160 and PA-28-180 with serial numbers 28-1681 and up, PA-28-140 with serial numbers 28-20081 to 28-24999 inclusive, and PA-28-235 with serial numbers 28-10353 to 28-11039.</p> <p>W - These parts <u>must</u> be ordered from Service Spares Department, Piper Aircraft, <u>Lock Haven, Penna.</u></p>					

When ordering, always specify Part Number, Description and Serial Number of Aircraft



Figure and Index Number	Part Number	Code	NOMENCLATURE	No. Req.	SERIAL NUMBERS AFFECTED
91-14	63871-00	B	CABLE ASSEMBLY - Transmitting "150"- "160"- "180"	1	28-815 to 28-1680 inclusive
	63871-00		CABLE ASSEMBLY - Transmitting "140"	1	28-20002 to 28-20080 inclusive
	63871-00		CABLE ASSEMBLY - Transmitting "235"	1	28-10003 to 28-10352 inclusive
	62239-00		CABLE ASSEMBLY - Transmitting	1	
-15	487 388		SPRING - Antenna tension (#NAF1086-4)	1	
-16	467 065		INSULATOR - Porcelain (#136-32)	1	
-17	454 889	W	CLIP - Microphone (Used with Telephonics Mike #RS-38A)	1	
	453 415	W	CLIP - Microphone (Used with Telex Mike #66C)	1	
	453 417		CLIP - Microphone (Used with Telex Mike #60837-17)	1	
<p>A - Used on PA-28-140 with serial numbers 28-20002 to 28-24999 inclusive, PA-28-150, PA-28-160 and PA-28-180 with serial numbers 28-1 to 28-4377 inclusive, and PA-28-235 with serial numbers 28-10003 to 28-11039 inclusive.</p> <p>B - Used on PA-28-150, PA-28-160 and PA-28-180 with serial numbers 28-1681 to 28-4377 inclusive, PA-28-140 with serial numbers 28-20081 to 28-24999 inclusive, and PA-28-235 with serial numbers 28-10353 to 28-11039 inclusive.</p> <p>W - These parts <u>must</u> be ordered from Service Spares Department, <u>Piper Aircraft, Lock Haven, Penna.</u></p>					

When ordering, always specify Part Number, Description and Serial Number of Aircraft



<http://stores.ebay.com/UserFriendlyCDs>

Figure 92. Piper PTR-1 Radio Installation

REVISED: AUGUST 1971

- 428 -

PA-28-140

PA-28-150

PA-28-160

PA-28-180

PA-28-235

INTENTIONALLY LEFT BLANK

<http://stores.ebay.com/UserFriendlyCDs>



Figure and Index Number	Part Number	Code	NOMENCLATURE	No. Req.	SERIAL NUMBERS AFFECTED
92-	63979	DH	DRAWING - Radio Installation, Piper PTR-1		
	62248	BC	DRAWING - Radio Installation, Piper PTR-1		28-10166 to 28-10486 inclusive
	63399	K	DRAWING - Radio Installation, Piper PTR-1		
	63969	M	DRAWING - Systems Installation, Radio Antenna		28-816 to 28-1414 inclusive
	62201	F	DRAWING - Systems Installation, Radio Antenna		
	62281	G	DRAWING - Systems Installation, Radio Antenna		
	65236	BM	DRAWING - Systems Installation, Radio Antenna		28-1761 and up
-1	63980-00	H	PANEL - Radio trim	1	
-2	63983-00	DH	CLIP - Omni head support	1	
-3	63984-02	ELM	CABLE ASSEMBLY - 17" L	1	
	63984-04	EJM	CABLE ASSEMBLY - 18" L	1	
	63984-03	BCL	CABLE ASSEMBLY - 36" L	1	28-10166 to 28-10486 inclusive
	63984-05	BCJ	CABLE ASSEMBLY - 36" L	1	28-10166 to 28-10486 inclusive
-4	415 449	DW	SCREW - (AN526-832-R8)	1	
-5	551 176		CONVERTER - 0-1 Omni	1	
	551 219		CONVERTER - 0L-1 Omni	1	
-6	551 174		RADIO - PTR-1, low band	1	
	551 175		RADIO - PTR-1, high band	1	
-7	477 673	D	NUT - (MU-832-28)	1	
-8	63985-00	H	HANGER - Radio support	1	
<p>A - Used on PA-28-140 with serial numbers 28-20002 to 28-24999 inclusive, PA-28-150, PA-28-160 and PA-28-180 with serial numbers 28-816 to 28-4377 inclusive, and PA-28-235 with serial numbers 28-10003 to 28-11039 inclusive.</p> <p>B - Used on PA-28-235 airplanes only.</p> <p>C - Used when constant speed propeller is installed.</p> <p>D - Used when constant speed propeller is not installed.</p> <p>E - Used on PA-28-140 airplanes only.</p> <p>F - Used on PA-28-150, PA-28-160 and PA-28-180 with serial numbers 28-816 to 28-1680 inclusive, and PA-28-140 with serial numbers 28-20002 to 28-20080 inclusive.</p> <p>G - Used on PA-28-150, PA-28-160 and PA-28-180 with serial numbers 28-1681 to 28-4377 inclusive, and PA-28-140 with serial numbers 28-20081 and up.</p> <p>H - Used on PA-28-150, PA-28-160 and PA-28-180 with serial numbers 28-816 to 28-1760 inclusive, PA-28-235 with serial numbers 28-10003 to 28-10486 inclusive, and PA-28-140 with serial numbers 28-20002 to 28-24999 inclusive.</p> <p>J - Used when 0L-1 Omni Converter is installed.</p> <p>K - Used on PA-28-150, PA-28-160 and PA-28-180 with serial numbers 28-1761 to 28-4377 inclusive, and PA-28-235 with serial numbers 28-10487 to 28-11039 inclusive.</p> <p>L - Used when 0-1 Omni Converter is installed.</p> <p>M - Used on PA-28-150, PA-28-160 and PA-28-180 airplanes only.</p> <p>W - These parts <u>must</u> be ordered from Service Spares Department, Piper Aircraft, <u>Lock Haven, Penna.</u></p>					

When ordering, always specify Part Number, Description and Serial Number of Aircraft

PA-28-140
PA-28-150
PA-28-160
PA-28-180
PA-28-235



Figure and Index Number	Part Number	Code	NOMENCLATURE	No. Req.	SERIAL NUMBERS AFFECTED
92-9	63872-00		CABLE ASSEMBLY - Transmitting	1	28-816 to 28-1414 inclusive
	65333-00		CABLE ASSEMBLY - Transmitting	1	28-1415 and up
-10	63873-00		CABLE ASSEMBLY - Receiving	1	28-816 to 28-1414 inclusive
	65192-00		CABLE ASSEMBLY - Receiving	1	28-1415 and up
-11	434 144	W	GROMMET - (AN931-16-22)	1	
-12	463 390		GROMMET - (#1659) Receiving cable	8	
	434 135	W	GROMMET - (AN931-8-13) Transmitting cable	8	
-13	451 272	W	ANTENNA - Transmitting (#VTP-17)	1	
-14	451 273	W	ANTENNA - Receiving (#VRP-37)	1	
-15	551 177		CABLE ASSEMBLY - Adapter	1	
-16	464 362	W	HEADPHONE	1	
-17	474 647	W	MICROPHONE - (Telephonics #RS-38A) Black	1	
	474 649	W	MICROPHONE - (Telex #66C) Black	1	
	474 652		MICROPHONE - (Telex #60837-17) Beige	1	
-18	62241-00	BC	BRACKET ASSEMBLY - Omni support	1	28-10166 to 28-10486 inclusive
-19	62242-00	BC	TUBE - Omni bracket support	1	28-10166 to 28-10486 inclusive
-20	486 190	BC	SCREW - Wing (#9080)	1	28-10166 to 28-10486 inclusive
	406 357	BCW	NUT - (#A190-832-1)	1	28-10166 to 28-10486 inclusive
-21	63097-00	BD	BRACKET ASSEMBLY - Radio support	1	
-22	454 889	W	CLIP - Microphone (Used with Telephonics Mike #RS-38A)	1	
	453 415	W	CLIP - Microphone (Used with Telex Mike #66C)	1	
	453 417		CLIP - Microphone (Used with Telex Mike #60837-17)	1	
<p>A - Used on PA-28-140 with serial numbers 28-20002 to 28-24999 inclusive, PA-28-150, PA-28-160 and PA-28-180 with serial numbers 28-816 to 28-4377 inclusive, and PA-28-235 with serial numbers 28-10003 to 28-11039 inclusive.</p> <p>B - Used on PA-28-235 airplanes only.</p> <p>C - Used when constant speed propeller is installed.</p> <p>D - Used on PA-28-150, PA-28-160 and PA-28-180 airplanes only.</p> <p>W - These parts <u>must</u> be ordered from Service Spares Department, Piper Aircraft, <u>Lock Haven, Penna.</u></p>					

When ordering, always specify Part Number, Description and Serial Number of Aircraft

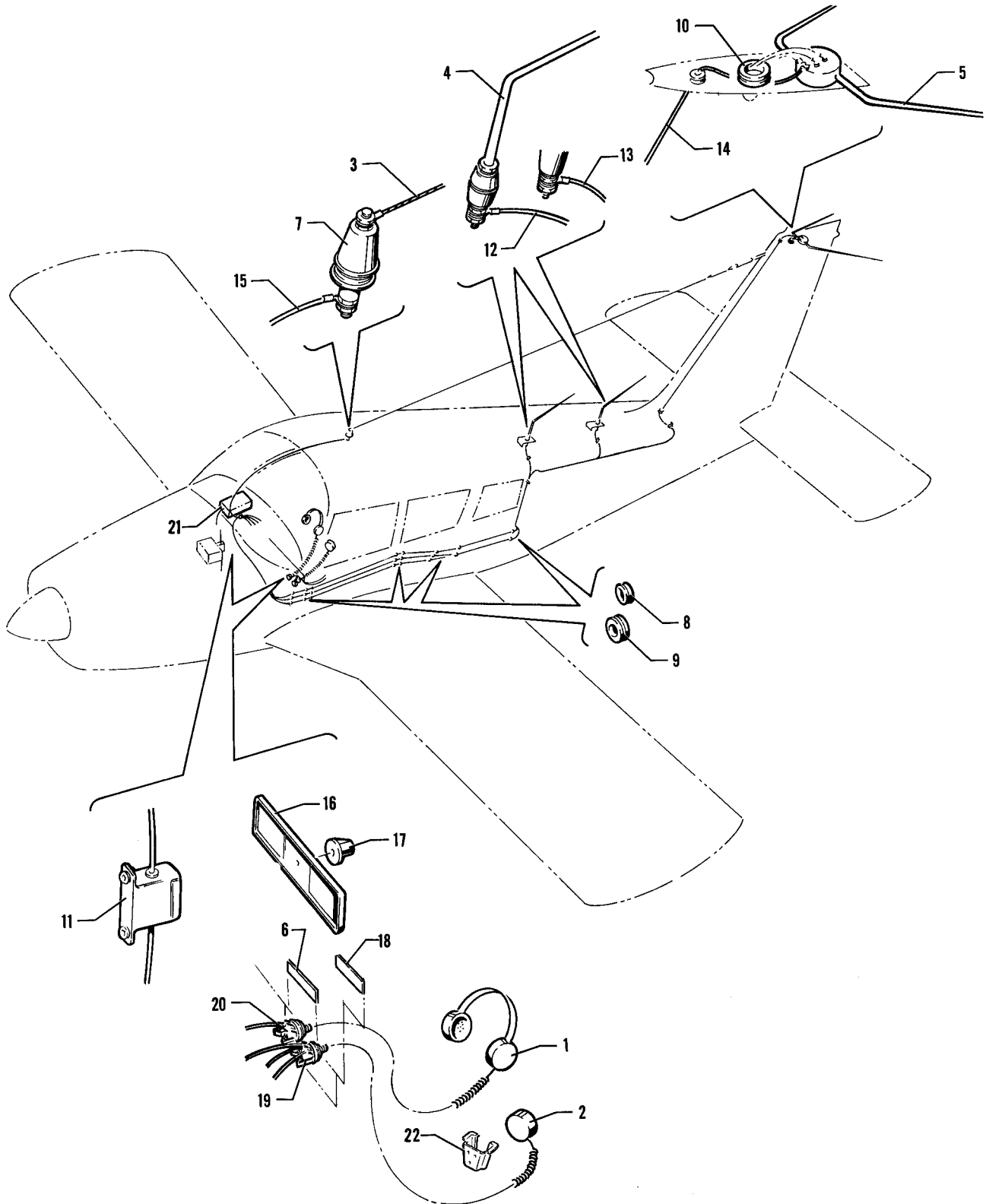


Figure 93. Radio and Antenna System Installation
 (PA-28-140 - Serial Nos. 28-25000 and up)
 (PA-28-180 - Serial Nos. 28-4378 and up)
 (PA-28R-180 - Serial Nos. 28-30005 to 28-30481 inclusive, 28-30483 and up)
 (PA-28-235 - Serial Nos. 28-11040 and up)
 (PA-28R-200 - Serial Nos. 28-30482, 28-35001 and up)

PA-28-140
 PA-28-180
 PA-28-235
 PA-28R-180
 PA-28R-200



Figure and Index Number	Part Number	Code	NOMENCLATURE	No. Req.	SERIAL NUMBERS AFFECTED
93-	67440 66738 67455 99461	D E B C	DRAWING - Radio Systems Installation DRAWING - Radio Systems Installation DRAWING - Radio Antenna Systems Installation DRAWING - Radio Antenna Systems Installation		28-25001 and up
-1	464 362	W	HEADPHONE	1	
-2	474 652		MICROPHONE - (Telex #60837-17)	1	
-3	62238-00 62238-11	F G	ANTENNA ASSEMBLY - Receiving ANTENNA ASSEMBLY - Receiving	1 1	28-7235001 and up
-4	451 272	W	ANTENNA ASSEMBLY - Transmitting (VTP-17)	2	
-5	451 273	W	ANTENNA ASSEMBLY - Omni-receiving (VRP-37)	1	
-6	66837-00		PLACARD - Mike jack (with console mike jack)	1	
-7	467 064	W	INSULATOR - Antenna (#135-40)	1	
-8	463 390		GROMMET - (#1659)	8	
-9	434 135	W	GROMMET - (MS35489-14)	8	
-10	434 144	W	GROMMET - (MS35489-23)	1	
-11	596 059 555 501	B C	COUPLER - (Two set #VRP-40) COUPLER - (#AVB-10)	1 1	
<p>A - Used on PA-28-180 with serial numbers 28-4378 and up, PA-28-235 with serial numbers 28-11040 and up, PA-28-140 with serial numbers 28-25000 and up, PA-28R-180 and PA-28R-200 airplanes.</p> <p>B - Used on PA-28-180 with serial numbers 28-4378 to 28-5869 inclusive, PA-28R-180 with serial numbers 28-30005 to 28-30481, 28-30483 to 28-31279 inclusive, PA-28-235 with serial numbers 28-11040 to 28-11393 inclusive, PA-28-140 with serial numbers 28-25000 to 28-26956 inclusive, and PA-28R-200 with serial numbers 28-30482, 28-35001 to 28-35830 inclusive.</p> <p>C - Used on PA-28-180 with serial numbers 28-7105001 and up, PA-28R-180 with serial numbers 28-7130001 and up, PA-28-235 with serial numbers 28-7110001 and up, PA-28-140 with serial numbers 28-7125001 and up, and PA-28R-200 with serial numbers 28-7135001 and up.</p> <p>D - Used on PA-28-180, PA-28R-180, PA-28-235 and PA-28R-200 airplanes only.</p> <p>E - Used on PA-28-140 airplanes only.</p> <p>F - Used on PA-28-180 with serial numbers 28-4378 and up, PA-28-235 with serial numbers 28-11040 and up, PA-28-140 with serial numbers 28-25000 and up, PA-28R-180 with serial numbers 28-30005 to 28-7130019 inclusive, and PA-28R-200 with serial numbers 28-30482, 28-35001 to 28-7135238 inclusive.</p> <p>G - Used on PA-28R-200 airplanes only.</p> <p>W - These parts <u>must</u> be ordered from Service Spares Department, Piper Aircraft, <u>Lock Haven, Penna.</u></p>					

When ordering, always specify Part Number, Description and Serial Number of Aircraft

PA-28-140
PA-28-180
PA-28-235
PA-28R-180
PA-28R-200



Figure and Index Number	Part Number	Code	NOMENCLATURE	No. Req.	SERIAL NUMBERS AFFECTED
93-12	65333-00	G	CABLE ASSEMBLY - Transmitting	1	
	99610-00	D	CABLE ASSEMBLY - Transmitting	1	
-13	65333-04	G	CABLE ASSEMBLY - Transmitting	1	
	99610-02	D	CABLE ASSEMBLY - Transmitting	1	
-14	65192-00	G	CABLE ASSEMBLY - Receiving	1	
	65192-09	D	CABLE ASSEMBLY - Receiving	1	
-15	62239-00		CABLE ASSEMBLY - Receiving	1	
-16	67333-02	G	COVER ASSEMBLY - Radio junction box	1	
	67333-03	G	COVER ASSEMBLY - Transmitter selector	1	
-17	571 103	G	KNOB - Selector switch (#S-657-3L-BB)	1	
-18	67471-00		PLACARD - Mike and phone	1	
	66838-00		PLACARD - Headphone	1	
-19	468 002	W	JACK - Mike (#S12B)	2	
-20	468 006	W	JACK - Phone (#11)	1	
-21	68941-00	BFG	BOX ASSEMBLY - Radio junction	1	
	68876-00	CFG	SELECTOR ASSEMBLY - Transmitter	1	
	99395-00	DFH	AUDIO SELECTOR ASSEMBLY	1	
	99395-02	DFJ	AUDIO SELECTOR ASSEMBLY	1	
	99395-03	DEF	AUDIO SELECTOR ASSEMBLY	1	

- A - Used on PA-28-180 with serial numbers 28-4378 and up, PA-28-235 with serial numbers 28-11040 and up, PA-28-140 with serial numbers 28-25000 and up, PA-28R-180 and PA-28R-200 airplanes.
- B - Used if Single Radio is installed.
- C - Used if Dual Radios are installed.
- D - Used on PA-28-180 with serial numbers 28-7105001 and up, PA-28R-180 with serial numbers 28-7130001 and up, PA-28-235 with serial numbers 28-7110001 and up, PA-28-140 with serial numbers 28-7125001 and up, and PA-28R-200 with serial numbers 28-7135001 and up.
- E - With microphone switch, dual VHF switches, ADF switch and marker beacon switches.
- F - See Figure 95 for component parts.
- G - Used on PA-28-180 with serial numbers 28-4378 to 28-5869 inclusive, PA-28R-180 with serial numbers 28-30005 to 28-30481, 28-30483 to 28-31279 inclusive, PA-28-235 with serial numbers 28-11040 to 28-11393 inclusive, PA-28-140 with serial numbers 28-25000 to 28-26956 inclusive, and PA-28R-200 with serial numbers 28-30482, 28-35001 to 28-35830 inclusive.
- H - With single VHF switch, ADF switch and marker beacon switches.
- J - With microphone switch, dual VHF switches and ADF switch.
- W - These parts must be ordered from Service Spares Department, Piper Aircraft, Lock Haven, Penna.

When ordering, always specify Part Number, Description and Serial Number of Aircraft



Figure and Index Number	Part Number	Code	NOMENCLATURE	No. Req.	SERIAL NUMBERS AFFECTED
93-22	453 417	B	CLIP - Microphone	1	
	99680-02	C	SUPPORT - Microphone, red	1	
	99680-03	C	SUPPORT - Microphone, blue/green	1	
	99680-04	C	SUPPORT - Microphone, tan	1	
	99680-05	C	SUPPORT - Microphone, black	1	
	99680-06	C	SUPPORT - Microphone, white	1	
	99680-07	C	SUPPORT - Microphone, green	1	
			<p>A - Used on PA-28-180 with serial numbers 28-4378 and up, PA-28-235 with serial numbers 28-11040 and up, PA-28-140 with serial numbers 28-25000 and up, PA-28R-180 and PA-28R-200 airplanes.</p> <p>B - Used on PA-28-180 with serial numbers 28-4378 to 28-7105244 inclusive, PA-28-235 with serial numbers 28-11040 to 28-7110042 inclusive, PA-28-140 with serial numbers 28-25000 to 28-7125651 inclusive, PA-28R-180 and PA-28R-200 airplanes.</p> <p>C - Used on PA-28-180 with serial numbers 28-7205001 and up, PA-28-235 with serial numbers 28-7210001 and up, and PA-28-140 with serial numbers 28-7225001 and up.</p>		

When ordering, always specify Part Number, Description and Serial Number of Aircraft

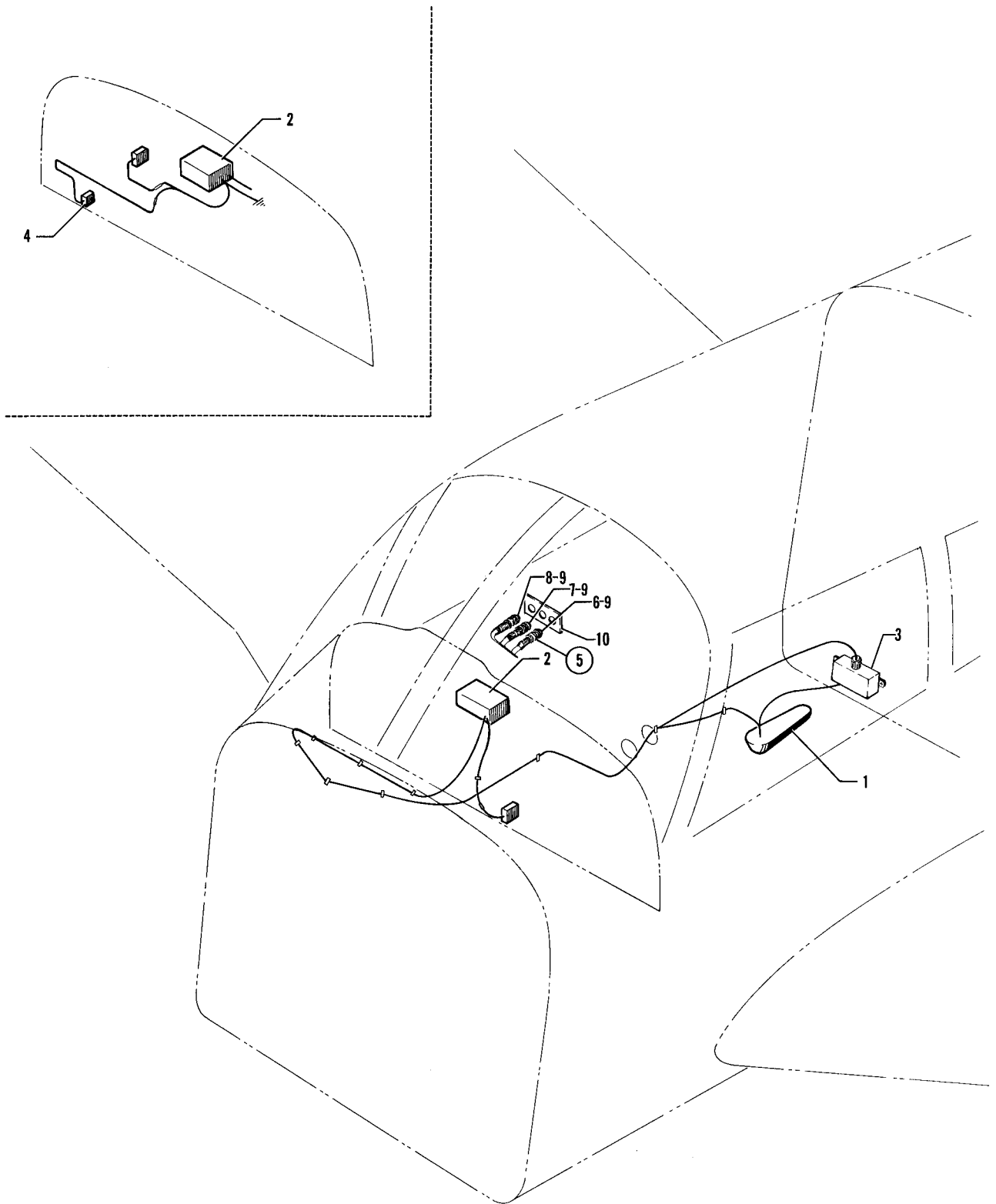


Figure 94. Piper PM-1 Marker Beacon Installation



Figure and Index Number	Part Number	Code	NOMENCLATURE	No. Req.	SERIAL NUMBERS AFFECTED
94-	63491 65709 67454	A B C	DRAWING - Piper PM-1 Marker Beacon Installation DRAWING - Piper PM-1 Marker Beacon Installation DRAWING - Piper PM-1 Marker Beacon Installation		
-1	551 216	W	RECEIVER - Marker beacon (#1-950005)	1	
-2	551 232	DF	CONTROL HEAD - Marker beacon (#1-950013)	1	
-3	596 138	EG	CONTROL PANEL - Marker beacon (#1-950018)	1	
	596 181	H	CONTROL PANEL - Marker beacon (#1-950019)	1	
-4	454 700	C	CIRCUIT BREAKER - Marker beacon (#MP1600P-5)	1	
-5	99398-00	H	LIGHT ASSEMBLY - Marker beacon (complete)	1	
-6	472 823	H	LIGHT ASSEMBLY - Blue (#134-3830-0334-201)	1	
-7	472 822	H	LIGHT ASSEMBLY - Amber (#134-3830-0333-201)	1	
-8	472 824	H	LIGHT ASSEMBLY - Clear (#134-3830-0337-201)	1	
-9	453 695	H	BULB - #328	3	
-10	99401-00	H	PANEL ASSEMBLY - Marker beacon lights	1	
			<p>A - Used on PA-28-150, PA-28-160 and PA-28-180 with serial numbers 28-1761 to 28-3377 inclusive, and PA-28-235 with serial numbers 28-10487 to 28-10719 inclusive.</p> <p>B - Used on PA-28-150, PA-28-160 and PA-28-180 with serial numbers 28-3378 to 28-4377 inclusive, and PA-28-235 with serial numbers 28-10720 to 28-11039 inclusive.</p> <p>C - Used on PA-28-180 with serial numbers 28-4378 and up, PA-28-235 with serial numbers 28-11040 and up, PA-28-140 with serial numbers 28-25000 and up, PA-28R-180 and PA-28R-200 airplanes.</p> <p>D - Used if trim panel indicator lights are installed.</p> <p>E - Used if VOA-40M or VOA-50M Omni Converter, which incorporates indicator lights, is installed.</p> <p>F - Used on PA-28-140 with serial numbers 28-25000 to 28-26956 inclusive, PA-28-150, PA-28-160 and PA-28-180 with serial numbers 28-1761 to 28-5869 inclusive, PA-28-235 with serial numbers 28-10487 to 28-11393 inclusive, PA-28R-180 with serial numbers 28-30005 to 28-30481 inclusive, 28-30483 to 28-31279 inclusive, and PA-28R-200 with serial numbers 28-30482, 28-35001 to 28-35830 inclusive.</p> <p>G - Used on PA-28-140 with serial numbers 28-26401 to 28-26956 inclusive, PA-28-180 with serial numbers 28-5601 to 28-5869 inclusive, PA-28-235 with serial numbers 28-11301 to 28-11393 inclusive, PA-28R-180 with serial numbers 28-31251 to 28-31279 inclusive, and PA-28R-200 with serial numbers 28-35601 to 28-35830 inclusive.</p> <p>H - Used on PA-28-140 with serial numbers 28-7125001 and up, PA-28-180 with serial numbers 28-7105001 and up, PA-28-235 with serial numbers 28-7110001 and up, PA-28R-180 with serial numbers 28-7130001 and up, and PA-28R-200 with serial numbers 28-7135001 and up.</p> <p>W - These parts <u>must</u> be ordered from Service Spares Department, Piper Aircraft, <u>Lock Haven, Penna.</u></p>		

When ordering, always specify Part Number, Description and Serial Number of Aircraft

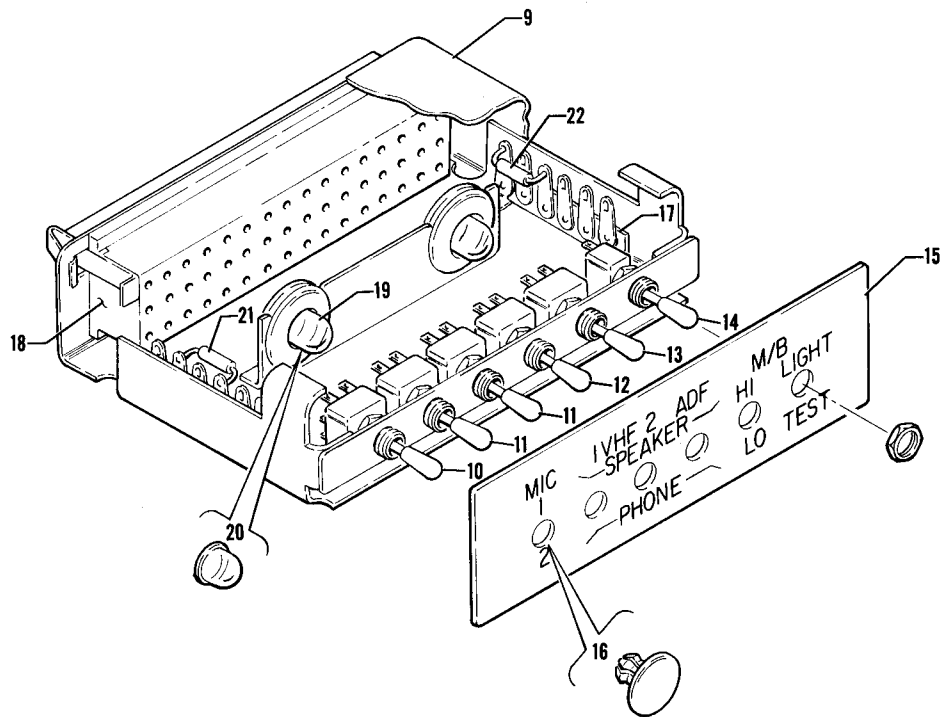
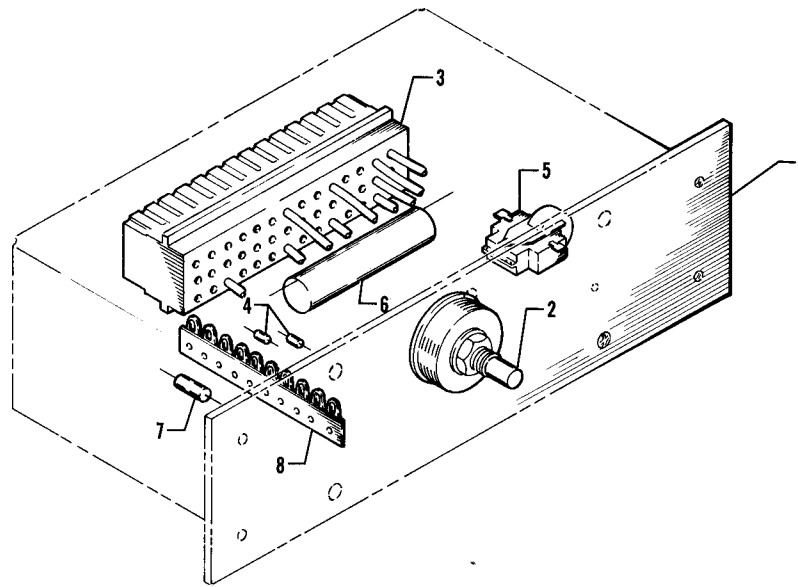


Figure 95. Radio Junction Boxes
 (PA-28-140 - Serial Nos. 28-25000 and up)
 (PA-28-180 - Serial Nos. 28-4378 and up)
 (PA-28R-180 - Serial Nos. 28-30005 to 28-30481 inclusive, 28-30483 and up)
 (PA-28-235 - Serial Nos. 28-11040 and up)
 (PA-28R-200 - Serial Nos. 28-30482, 28-35001 and up)

PA-28-140
 PA-28-180
 PA-28-235
 PA-28R-180
 PA-28R-200



Figure and Index Number	Part Number	Code	NOMENCLATURE	No. Req.	SERIAL NUMBERS AFFECTED
95-1	68941-00	BD	BOX ASSEMBLY - Radio junction (complete)	1	
	68876-00	CD	SELECTOR ASSEMBLY - Transmitter	1	
-2	68926-00	CD	SWITCH - Transmitter selectro	1	
-3	484 303	D	RECEPTACLE - (R-42)	1	
-4	456 703	BD	DIODE - (#1N2071)	1	
	456 703	CD	DIODE - (#1N2071)	2	
-5	484 375	D	RELAY - (#11F-2300G-SIL)	1	
-6	484 416	D	RESISTOR - (#FZ4-7)	1	
-7	484 436	D	RESISTOR - (#470 OHM, 1/4 watt)	1	
-8	488 485	D	STRIP - Terminal (#1070)	1	
-9	99395-00	EH	AUDIO SELECTOR ASSEMBLY	1	
	99395-02	FH	AUDIO SELECTOR ASSEMBLY	1	
	99395-03	GH	AUDIO SELECTOR ASSEMBLY	1	
-10	587 807	H	SWITCH - Microphone (#JMT-223)	1	
-11	587 808	H	SWITCH - VHF (#JMT-221)	2	
-12	587 808	H	SWITCH - ADF (#JMT-221)	1	
-13	587 808	H	SWITCH - Marker beacon, Hi/Lo (#JMT-221)	1	
-14	587 809	H	SWITCH - Marker beacon, Light Test (#JMT-126)	1	
-15	99344-00	H	PLATE - Selector face	1	
-16	453 855	HW	BUTTON - Plug (#207-170201-00)	2	
-17	588 356	H	STRIP - Terminal (#1076)	2	
-18	484 234	H	RECEPTACLE - (#1055R48)	1	
-19	472 056	H	BULB - (GE #53)	2	
-20	460 602	H	FILTER - Lunar white (#1813-26)	2	
-21	456 703	H	DIODE - (#1N2071)	3	
-22	484 461	H	RESISTOR - (#242E3R05)	1	
<p>A - Used on PA-28-180 with serial numbers 28-4378 and up, PA-28-235 with serial numbers 28-11040 and up, PA-28-140 with serial numbers 28-25000 and up, PA-28R-180 and PA-28R-200 airplanes.</p> <p>B - Used if Single Radio is installed.</p> <p>C - Used if Dual Radios are installed.</p> <p>D - Used on PA-28-180 with serial numbers 28-4378 to 28-5869 inclusive, PA-28R-180 with serial numbers 28-30005 to 28-30481 inclusive, 28-30483 to 28-31279 inclusive, PA-28-235 with serial numbers 28-11040 to 28-11393 inclusive, PA-28-140 with serial numbers 28-25000 to 28-26956 inclusive, and PA-28R-200 with serial numbers 28-30482, 28-35001 to 28-35830 inclusive.</p> <p>E - With single VHF switch, ADF switch and marker beacon switches.</p> <p>F - With microphone switch, dual VHF switches and ADF switches.</p> <p>G - With microphone switch, dual VHF switches, ADF switch and marker beacon switches.</p> <p>H - Used on PA-28-180 with serial numbers 28-7105001 and up, PA-28R-180 with serial numbers 28-7130001 and up, PA-28-235 with serial numbers 28-7110001 and up, PA-28-140 with serial numbers 28-7125001 and up, and PA-28R-200 with serial numbers 28-7135001 and up.</p> <p>W - These parts <u>must</u> be ordered from Service Spares Department, Piper Aircraft, <u>Lock Haven, Penna.</u></p>					

When ordering, always specify Part Number, Description and Serial Number of Aircraft

PA-28-140
PA-28-180
PA-28-235
PA-28R-180
PA-28R-200



Figure and Index Number	Part Number	Code	NOMENCLATURE	No. Req.	SERIAL NUMBERS AFFECTED
	63973		DRAWING - Radio Installation, Narco VHT-3 Superhomer		28-1 to 28-1410 inclusive
	63974	A	DRAWING - Radio Installation, Narco VTR-2A Omnigator		
	63992	A	DRAWING - Radio Installation, King KX150		
	62894	B	DRAWING - Radio Installation, King KX150A		28-20002 to 28-24999 inclusive
	63487	C	DRAWING - Radio Installation, King KX150A		
	65641	D	DRAWING - Radio Installation, King KX150		
	62175	B	DRAWING - Radio Installation, Narco Mark 12		28-20002 to 28-24999 inclusive
	62175	EF	DRAWING - Radio Installation, Narco Mark 12		
	62249	G	DRAWING - Radio Installation, Narco Mark 12		
	63389	C	DRAWING - Radio Installation, Narco Mark 12		
	65713	D	DRAWING - Radio Installation, Narco Mark 12		
	65621	D	DRAWING - Radio Installation, Dual Narco Mark 12		
	62187	E	DRAWING - Radio Installation, Narco ADF-30		
	62926	B	DRAWING - Radio Installation, Narco ADF-30		28-20002 to 28-24999 inclusive
	63387	C	DRAWING - Radio Installation, Narco ADF-30		
	63532	C	DRAWING - Radio Installation, Bendix ADF-T-12B		
	65710	D	DRAWING - Radio Installation, Bendix ADF-T-12		
	65794	B	DRAWING - Radio Installation, Bendix ADF-T-12		28-20002 to 28-24999 inclusive
	63784	AC	DRAWING - Radio Installation, Narco ADF-31		
	65711	D	DRAWING - Radio Installation, Narco ADF-31		
	65602	B	DRAWING - Radio Installation, Narco ADF-31		
	65684	B	DRAWING - Radio Installation, Narco Mark III		28-20002 to 28-24999 inclusive
	65752	D	DRAWING - Radio Installation, Narco Mark III		
	63535	CD	DRAWING - DME Installation, Narco UDI-3		
	65622	D	DRAWING - Glide Slope, Narco UGR-1A		
	63242	C	DRAWING - Radio System Installation		
	65714	D	DRAWING - Radio System Installation		
<p>A - Used on PA-28-150, PA-28-160 and PA-28-180 with serial numbers 28-1 to 28-1760 inclusive, and PA-28-235 with serial numbers 28-10003 to 28-10486 inclusive.</p> <p>B - Used on PA-28-140 airplanes only.</p> <p>C - Used on PA-28-150, PA-28-160 and PA-28-180 with serial numbers 28-1761 to 28-3377 inclusive, and PA-28-235 with serial numbers 28-10487 to 28-10719 inclusive.</p> <p>D - Used on PA-28-150, PA-28-160 and PA-28-180 with serial numbers 28-3378 to 28-4377 inclusive, and PA-28-235 with serial numbers 28-10720 to 28-11039 inclusive.</p> <p>E - Used on PA-28-150, PA-28-160 and PA-28-180 with serial numbers 28-1411 to 28-1760 inclusive, and PA-28-235 with serial numbers 28-10003 to 28-10486 inclusive.</p> <p>F - Used when constant speed propeller is not installed.</p> <p>G - Used on PA-28-235 with serial numbers 28-10166 to 28-10486 inclusive if constant speed propeller is installed.</p>					

When ordering, always specify Part Number, Description and Serial Number of Aircraft



Figure and Index Number	Part Number	Code	NOMENCLATURE	No. Req.	SERIAL NUMBERS AFFECTED
67451	67452	CE	DRAWING - Radio Installation, Narco Mark III and VIII		28-7125174 and up
99666	67453	AB	DRAWING - Radio Installation, Narco UDI-4 DME		
67456	67457	H	DRAWING - Radio Installation, King KN60C DME		
67458	66737	A	DRAWING - Receiver Installation, Narco UGR-2 Glide Slope		
66737	99459	AB	DRAWING - Radio Installation, Narco ADF-31		
99459	66739	AB	DRAWING - Radio Installation, Bendix ADF-T-12		
66739	99404	C	DRAWING - Radio Installation, Narco Mark 12 and 16		
99404	99665	E	DRAWING - Radio Installation, Narco Mark 12 and 16		
99665	99840	DF	DRAWING - Radio Installation, Narco Mark 12 and 16		
99840	99608	B	DRAWING - Receiver Installation, Narco UGR-2 Glide Slope		
99608	99605	DF	DRAWING - Transponder Installation, Narco AT6-A or AT5-A		
99605	99837	H	DRAWING - Transponder Installation, I. F. D. Starlight		
99837	99824	H	DRAWING - Transponder Installation, Narco AT50		
99824		DF	DRAWING - Radio Installation, King KX-170		
		G	DRAWING - Radio Installation, Genave Alpha 200A or 300		
		H	DRAWING - Radio Installation, King KX-170A		
		H	DRAWING - Radio Installation, Narco Com-Nav 10/11 or 12		
			A - Used on PA-28-180 with serial numbers 28-4378 and up, PA-28-235 with serial numbers 28-11040 and up, PA-28R-180 and PA-28R-200 airplanes.		
			B - Used on PA-28-140 with serial numbers 28-25000 and up.		
			C - Used on PA-28-180 with serial numbers 28-4378 to 28-5869 inclusive, PA-28-235 with serial numbers 28-11040 to 28-11393 inclusive, PA-28R-180 with serial numbers 28-30005 to 28-30481, 28-30483 to 28-31279 inclusive, and PA-28R-200 with serial numbers 28-30482, 28-35001 to 28-35830 inclusive.		
			D - Used on PA-28-180 with serial numbers 28-7105001 and up, PA-28-235 with serial numbers 28-7110001 and up, PA-28R-180 with serial numbers 28-7130001 and up, and PA-28R-200 with serial numbers 28-7135001 and up.		
			E - Used on PA-28-140 with serial numbers 28-25000 to 28-26956 inclusive.		
			F - Used on PA-28-140 with serial numbers 28-7125001 and up.		
			G - Used on PA-28-140 with serial numbers 28-7125174 and up, PA-28-180 with serial numbers 28-7205001 and up, PA-28-235 with serial numbers 28-7210001 and up, and PA-28R-200 with serial numbers 28-7235001 and up.		
			H - Used on PA-28-140 with serial numbers 28-7225001 and up, PA-28-180 with serial numbers 28-7205001 and up, PA-28-235 with serial numbers 28-7210001 and up, and PA-28R-200 with serial numbers 28-7235001 and up.		

When ordering, always specify Part Number, Description and Serial Number of Aircraft



Figure and Index Number	Part Number	Code	NOMENCLATURE	No. Req.	SERIAL NUMBERS AFFECTED
OPTIONAL EQUIPMENT					
	754 431		CABIN EXHAUST VENT		28-1 to 28-400 inclusive
	754 497	A	WHEEL FAIRING INSTALLATION - "150" & "160"		28-1 to 28-670 inclusive
	754 498	A	WHEEL FAIRING INSTALLATION - "150" & "160"		28-671 to 28-1529 inclusive
	756 790	E	WHEEL FAIRING INSTALLATION - "140" - "150" - "160"		28-1530 and up
	754 464	H	SUN VISOR INSTALLATION - Gray		
	450 799		INDICATOR - Piper Tru-Speed "140" - "150" - "160"		
	550 600		INDICATOR - Piper Tru-Speed "180"		
	550 617		INDICATOR - Piper Tru-Speed "235"		
	67433-02	G	INDICATOR - Piper Tru-Speed		
	757 090	CD	VACUUM PUMP INSTALLATION - (Less Pump 481 692 and Drive Kit)		
	757 138	F	VACUUM PUMP INSTALLATION - (Less Pump 481 692 and Drive Kit 450 380)		
	760 287	BD	VACUUM PUMP INSTALLATION - (Less Pump 481 692 and Drive Kit)		
<p>A - Less Fairings 63377-00, 63374-00 and 63374-01. B - Used on PA-28-140 with serial numbers 28-25000 and up, PA-28-180 with serial numbers 28-5122, 28-5130 to 28-5179 inclusive, 28-5228 and up, PA-28R-180 with serial numbers 28-30879 and up, PA-28R-200 with serial numbers 28-30482, 28-35001 and up, and PA-28-235 with serial numbers 28-11040 and up. C - Used on PA-28-150, PA-28-160 and PA-28-180 with serial numbers 28-1 to 28-4377 inclusive, PA-28-140 with serial numbers 28-20002 to 28-24999 inclusive, and PA-28-235 with serial numbers 28-10003 to 28-11039 inclusive. D - Vacuum Pump Drive Kit 450 380 is required for PA-28-140, PA-28-150, PA-28-160, PA-28-180, PA-28R-180 and PA-28R-200. Vacuum Pump Drive Kit 754 575 is required for PA-28-235. E - Less Fairings 65331-00, 65203-00 and 65203-01. F - Used on PA-28-180 with serial numbers 28-4378 to 28-5121 inclusive, 28-5123 to 28-5129 inclusive, 28-5180 to 28-5227 inclusive, and PA-28R-180 with serial numbers 28-30005 to 28-30481 inclusive, 28-30483 to 28-30878 inclusive. G - Used on PA-28R-180 and PA-28R-200 airplanes only. H - Used on PA-28-140 with serial numbers 28-20002 to 28-21467 inclusive, PA-28-150, PA-28-160 and PA-28-180 with serial numbers 28-1 to 28-2477 inclusive, and PA-28-235 with serial numbers 28-10003 to 28-10719 inclusive.</p>					

When ordering, always specify Part Number, Description and Serial Number of Aircraft



Figure and Index Number	Part Number	Code	NOMENCLATURE	No. Req.	SERIAL NUMBERS AFFECTED
OPTIONAL EQUIPMENT (cont.)					
	754 401	E	NIGHT FLYING LIGHTS - (Less rotating beacon 452 465)		
	757 141	G	NIGHT FLYING LIGHTS - (Less rotating beacon 452 465)		
	756 746	D	FLOAT INSTALLATION - "180" (EDO Model 89-2000 Floats)		
	760 179	FL	AUXILIARY POWER RECEPTACLE INSTALLATION		
	760 161	FH	AUXILIARY POWER RECEPTACLE INSTALLATION		
	756 955	F	AUXILIARY POWER RECEPTACLE INSTALLATION - "140"		
	756 783	JK	CONSTANT SPEED PROPELLER INSTALLATION - "235"		28-10166 to 28-11039 inclusive
	760 209	J	CONSTANT SPEED PROPELLER INSTALLATION - "235"		28-11040 and up
	756 785	AB	STEP INSTALLATION		
	756 893	AC	STEP INSTALLATION		
			A - Less Step Assembly 65384-00.		
			B - Used on PA-28-150, PA-28-160 and PA-28-180 with serial numbers 28-1 to 28-1520 inclusive, and PA-28-235 with serial numbers 28-10002 to 28-10232 inclusive.		
			C - Used on PA-28-150, PA-28-160 and PA-28-180 with serial numbers 28-1521 to 28-1760 inclusive, PA-28-140 with serial numbers 28-20002 to 28-20300 inclusive, and PA-28-235 with serial numbers 28-10233 to 28-10486 inclusive.		
			D - Less Propeller, Piper Part No. 450 968 or McCauley Part No. 1A200/FA8248 and Floats.		
			E - Used on PA-28-140 with serial numbers 28-20002 to 28-24999 inclusive, PA-28-150, PA-28-160 and PA-28-180 with serial numbers 28-1 to 28-4377 inclusive, and PA-28-235 with serial numbers 28-10003 to 28-11039 inclusive.		
			F - Less External Power Connector Plug Assembly, Part No. 62355-02.		
			G - Used on PA-28-140 with serial numbers 28-25000 and up, PA-28-180 with serial numbers 28-4378 and up, PA-28-235 with serial numbers 28-11040 and up, PA-28R-180 and PA-28R-200 airplanes.		
			H - Used on PA-28-180 with serial numbers 28-4378 and up, PA-28-235 with serial numbers 28-10720 and up, PA-28R-180 and PA-28R-200 airplanes.		
			J - Less Propeller Piper Part No. 450 977 and Governor Piper Part No. 463 139.		
			K - Four sets of Engine Shock Mounts #475 114 are required and must be ordered separately when ordering Kit for serial numbers 28-10166 to 28-10261 inclusive, 28-10263, 28-10264 and 28-10265.		
			L - Used on PA-28-150, PA-28-160 and PA-28-180 with serial numbers 28-1 to 28-4377 inclusive, and PA-28-235 with serial numbers 28-10003 to 28-10719 inclusive.		

When ordering, always specify Part Number, Description and Serial Number of Aircraft



Figure and Index Number	Part Number	Code	NOMENCLATURE	No. Req.	SERIAL NUMBERS AFFECTED
OPTIONAL EQUIPMENT (cont.)					
	756 810		NAV-TIMER INSTALLATION - "180" & "235"		28-20002 to 28-20939 inclusive 28-20940 and up
	756 825		NAV-TIMER INSTALLATION - "140" - "150" - "160"		
	756 897	D	SINGLE TOE BRAKE INSTALLATION		
	756 898	E	SINGLE TO DUAL TOE BRAKE INSTALLATION		
	756 899	G	DUAL TOE BRAKE INSTALLATION		
	756 962	CF	FAMILY SEAT INSTALLATION - "140"		
	756 941	F	FAMILY SEAT INSTALLATION - "140"		
	760 365	AB	INERTIA SAFETY SHOULDER BELT INSTALLATION - Black		
	760 284	H	HAT SHELF BULKHEAD INSTALLATION - "140"		
	760 296	J	PITOT COVER		
	760 297	K	PITOT COVER		
			A - Used on PA-28-140 with serial numbers 28-20001 to 28-7125651 inclusive. PA-28-150, PA-28-160 and PA-28-180 with serial numbers 28-2478 to 28-7105244 inclusive, PA-28-235 with serial numbers 28-10676 to 28-7110042 inclusive. PA-28R-180 with serial numbers 28-30005 to 28-7130019 inclusive, and PA-28R-200 with serial numbers 28-30482, 28-35001 to 28-7135238 inclusive.		
			B - Less reel covers; see Seat Installation, Figure 28 or 28A, to order reel covers required.		
			C - Propeller, Part No. 450 944 (58" Pitch) is required for serial numbers 28-20002 to 28-20939 inclusive, and Floor and Carpet Assembly 65512-00 (Brown) or 65512-04 (Gray) is required for serial numbers 28-20002 to 28-20909 inclusive, and must be ordered separately.		
			D - Used on PA-28-140 with serial numbers 28-20521 and up, PA-28-150, PA-28-160 and PA-28-180 with serial numbers 28-1761 and up.		
			E - Used on PA-28-140 with serial numbers 28-20521 and up, PA-28-150, PA-28-160 and PA-28-180 with serial numbers 28-1761 and up, PA-28-235 with serial numbers 28-10487 and up, and PA-28R-180 and PA-28R-200 airplanes.		
			F - Less seats and seat belts; see Rear Seat Installation, Figure 29 for these items.		
			G - Used on PA-28-140 with serial numbers 28-20521 and up, PA-28-150, PA-28-160 and PA-28-180 with serial numbers 28-1761 and up, and PA-28-235 with serial numbers 28-10487 and up.		
			H - Family Seat Installation Kit 756 962 and Propeller, Part No. 450 944 are required on aircraft with serial numbers 28-20001 to 28-20939 inclusive if not previously installed.		
			J - Used on PA-28R-180 and PA-28R-200 airplanes only.		
			K - Used on PA-28-140 with serial numbers 28-20281 and up, PA-28-150, PA-28-160 and PA-28-180 with serial numbers 28-1761 and up, and PA-28-235 with serial numbers 28-10487 and up.		

When ordering, always specify Part Number, Description and Serial Number of Aircraft



Figure and Index Number	Part Number	Code	NOMENCLATURE	No. Req.	SERIAL NUMBERS AFFECTED
OPTIONAL EQUIPMENT (cont.)					
	757 088	BC	AUTOCONTROL III - (3 inch gyros)		28-10720 to 28-11039 inclusive
	757 131	H	AUTOCONTROL III - (3 inch gryos)		
	757 042	C	RADIO COUPLER INSTALLATION		
	757 137	H	RADIO COUPLER INSTALLATION		
	756 939	F	MANUAL ELECTRIC PITCH TRIM		
	757 119	J	MANUAL ELECTRIC PITCH TRIM		
	757 133	D	MANUAL ELECTRIC PITCH TRIM		
	757 027	A	AUTOFLITE (Less AutoNav Tracker)		
	757 135	K	AUTOFLITE (Less AutoNav Tracker)		
	757 188	E	AUTONAV TRACKER INSTALLATION		
	757 197	G	AUTONAV TRACKER INSTALLATION		
	757 198	K	AUTONAV TRACKER INSTALLATION		
			A - Used on PA-28-140 with serial numbers 28-20002 to 28-24999 inclusive, PA-28-150, PA-28-160 and PA-28-180 with serial numbers 28-1231 to 28-4377 inclusive, and PA-28-235 with serial numbers 28-10003 to 28-11040 inclusive.		
			B - Instrument Cover Panel, Part No. 69060-03 required for PA-28-150, PA-28-160 and PA-28-180 with serial numbers 28-3590 to 28-4084 inclusive, and PA-28-235 with serial numbers 28-10741 to 28-10926 inclusive.		
			C - Used on PA-28-150, PA-28-160 and PA-28-180 with serial numbers 28-3590 to 28-4377 inclusive, and PA-28-235 with serial numbers 28-10741 to 28-11039 inclusive.		
			D - Used on PA-28-180 with serial numbers 28-4378 and up, PA-28-235 with serial numbers 28-11040 and up, PA-28R-180 and PA-28R-200 airplanes.		
			E - Used on PA-28-140 with serial numbers 28-20002 to 28-23746 inclusive, PA-28-150, PA-28-160 and PA-28-180 with serial numbers 28-1231 to 28-4377 inclusive, and PA-28-235 with serial numbers 28-10003 to 28-11002 inclusive.		
			F - Used on PA-28-150, PA-28-160 and PA-28-180 with serial numbers 28-2172 to 28-4377 inclusive, PA-28-235 with serial numbers 28-10606 to 28-10719 inclusive, and PA-28-140 with serial numbers 28-20002 and up.		
			G - Used on PA-28-140 with serial numbers 28-23747 to 28-24999 inclusive, and PA-28-235 with serial numbers 28-11003 to 28-11039 inclusive.		
			H - Used on PA-28-140 with serial numbers 28-25000 and up, PA-28-180 with serial numbers 28-4378 and up, PA-28-235 with serial numbers 28-11040 and up, PA-28R-180 and PA-28R-200 airplanes.		
			J - Used on PA-28-235 airplanes only.		
			K - Used on PA-28-140 with serial numbers 28-25000 to 28-26956 inclusive, PA-28-180 with serial numbers 28-4378 to 28-5869 inclusive, PA-28-235 with serial numbers 28-11040 to 28-11393 inclusive, PA-28R-180 with serial numbers 28-30005 to 28-30481 inclusive, 28-30483 to 28-31279 inclusive, and PA-28R-200 with serial numbers 28-30482, 28-35001 to 28-35830.		

When ordering, always specify Part Number, Description and Serial Number of Aircraft



Figure and Index Number	Part Number	Code	NOMENCLATURE	No. Req.	SERIAL NUMBERS AFFECTED
OPTIONAL EQUIPMENT (cont.)					
	760 480	K	AUTOFLITE II (with Tracker)		
	760 481	K	AUTOFLITE II (without Tracker)		
	757 004	B	HEATED PITOT STATIC SYSTEM INSTALLATION		
	757 140	J	HEATED PITOT STATIC SYSTEM INSTALLATION		
	760 198	C	HEATED PRESSURE HEAD INSTALLATION		
	760 199	F	HEATED PITOT STATIC AND HEATED PRESSURE HEAD INSTALLATION		
	760 210	AH	ALTERNATE STATIC SYSTEM INSTALLATION		
	550 759	GW	PIPER MIXTURE CONTROL INDICATOR KIT		
	550 702	E	PIPER MIXTURE CONTROL INDICATOR KIT		
	757 163	D	PIPER MIXTURE CONTROL INDICATOR KIT		28-11040 and up
	760 189	EW	MAP CLIP INSTALLATION (Mounted on control wheel)		
			<p>A - Used on PA-28-140 with serial numbers 28-25000 and up, PA-28-180 with serial numbers 28-4378 and up, PA-28-235 with serial numbers 28-11040 and up, PA-28R-180 and PA-28R-200 airplanes.</p> <p>B - Used on PA-28-140 with serial numbers 28-20281 to 28-24999 inclusive, PA-28-150, PA-28-160 and PA-28-180 with serial numbers 28-1761 to 28-4377 inclusive, and PA-28-235 with serial numbers 28-10487 to 28-11039 inclusive.</p> <p>C - Used on PA-28R-180 with serial numbers 28-30005 to 28-30481 inclusive, 28-30483 to 28-30878 inclusive.</p> <p>D - Used on PA-28-235 airplanes only.</p> <p>E - Used on PA-28-180 with serial numbers 28-4378 and up, PA-28-235 with serial numbers 28-11040 and up, PA-28R-180 and PA-28R-200 airplanes.</p> <p>F - Used on PA-28R-180 and PA-28R-200 airplanes only.</p> <p>G - Used on PA-28-150, PA-28-160 and PA-28-180 with serial numbers 28-1 to 28-4377 inclusive, PA-28-235 with serial numbers 28-10003 to 28-11039 inclusive, and PA-28-140 airplanes.</p> <p>H - On the PA-28R-180 Models, it will be necessary to order and replace present unheated pitot static head with unheated head, Part No. 63477-00 for serial numbers 28-30005 to 28-30253 inclusive. If heated pitot static head is installed, order heated head, Part No. 69041-02 for serial numbers 28-30005 to 28-30253 inclusive. If heated pitot static Kit 757 140 or 760 199 has been installed, it will not be necessary to secure a new heated head assembly.</p> <p>J - Used on PA-28-140 with serial numbers 28-25000 and up, PA-28-180 with serial numbers 28-4378 and up, and PA-28-235 with serial numbers 28-11040 and up.</p> <p>K - Used on PA-28-140 with serial numbers 28-7125001 and up, PA-28-180 with serial numbers 28-7105001 and up, PA-28-235 with serial numbers 28-7110001 and up, PA-28R-180 with serial numbers 28-7130001 and up, and PA-28R-200 with serial numbers 28-7135001 and up.</p> <p>W - These parts <u>must</u> be ordered from Service Spares Department, Piper Aircraft, <u>Lock Haven, Penna.</u></p>		

When ordering, always specify Part Number, Description and Serial Number of Aircraft



Figure and Index Number	Part Number	Code	NOMENCLATURE	No. Req.	SERIAL NUMBERS AFFECTED	
OPTIONAL EQUIPMENT (cont.)						
	760 195	K	FUEL TANK DRAIN AND SAMPLER		28-25000 and up	
	760 196	L	FUEL TANK DRAIN AND SAMPLER			
	757 112	W	NITROGEN CYLINDER ASSEMBLY (with fittings)			
	760 383	G	WINTERIZATION KIT			
	760 384	H	WINTERIZATION KIT			
	760 458	J	CYLINDER HEAD TEMPERATURE GAUGE INSTALLATION			
	760 459	F	CYLINDER HEAD TEMPERATURE GAUGE INSTALLATION			
	760 460	E	CYLINDER HEAD TEMPERATURE GAUGE INSTALLATION			
	760 455	D	BAGGAGE DOOR LOCK REPLACEMENT KIT (with lock)			
	760 456	B	BAGGAGE DOOR LOCK CONVERSION KIT (less lock)			
	760 537	J	FLITE LINER TO 140 CRUISER CONVERSION			
	760 542	AC	LANDING GEAR BACK-UP ACTUATOR OVERRIDE MECHANISM			
<p>A - Used on PA-28R-180 with serial numbers 28-30005 to 28-7130019 inclusive, and PA-28R-200 with serial numbers 28-30482, 28-35001 to 28-7135238 inclusive.</p> <p>B - Used on PA-28-150, PA-28-160 and PA-28-180 with serial numbers 28-1715 to 28-5313 inclusive, PA-28-235 with serial numbers 28-10487 to 28-11227 inclusive, and PA-28R-180 with serial numbers 28-30005 to 28-30481, 28-30483 to 28-31092 inclusive.</p> <p>C - Less Flap Handle Cover Assembly P/N 67917-00 Red, 67917-02 Brown, 67917-03 Black, 67917-04 Green or 67917-05 Blue/Green.</p> <p>D - Used on PA-28-150, PA-28-160 and PA-28-180 with serial numbers 28-1 to 28-1714 inclusive, and PA-28-235 with serial numbers 28-10003 to 28-10486 inclusive.</p> <p>E - Used on PA-28R-200 airplanes only.</p> <p>F - Used on PA-28-180 with serial numbers 28-4378 and up, PA-28-235 with serial numbers 28-11040 and up, and PA-28R-180 airplanes.</p> <p>G - Used on PA-28R-180 with serial numbers 28-30005 to 28-30481 inclusive, 28-30483 to 28-31266 inclusive.</p> <p>H - Used on PA-28R-200 with serial numbers 28-30482, 28-35001 to 28-35344 inclusive.</p> <p>J - Used on PA-28-140 airplanes only.</p> <p>K - Used on PA-28R-180 with serial numbers 28-30005 to 28-30274 inclusive, PA-28-140, PA-28-150, PA-28-160 and PA-28-180 airplanes.</p> <p>L - Used on PA-28-235 airplanes only.</p> <p>W - These parts <u>must</u> be ordered from Service Spares Department, Piper Aircraft, <u>Lock Haven, Penna.</u></p>						

When ordering, always specify Part Number, Description and Serial Number of Aircraft



Figure and Index Number	Part Number	Code	NOMENCLATURE	No. Req.	SERIAL NUMBERS AFFECTED
REPAIR KITS					
	757 182	A	BRAKE SYSTEM "O" RINGS AND SEALS		
	757 184	B	BRAKE SYSTEM "O" RINGS AND SEALS		
	757 165	A	LANDING GEAR "O" RINGS AND SEALS		
	757 181	B	LANDING GEAR "O" RINGS AND SEALS		
			<p>A - Used on PA-28-140, PA-28-150, PA-28-180 and PA-28-235 airplanes. B - Used on PA-28R-180 and PA-28R-200 airplanes only.</p>		

<http://stores.ebay.com/UserFriendlyCDs>

When ordering, always specify Part Number, Description and Serial Number of Aircraft

INTENTIONALLY LEFT BLANK

<http://stores.ebay.com/UserFriendlyCDs>

1 Cherokee

2 Piper

3 Piper

4 P I P E R


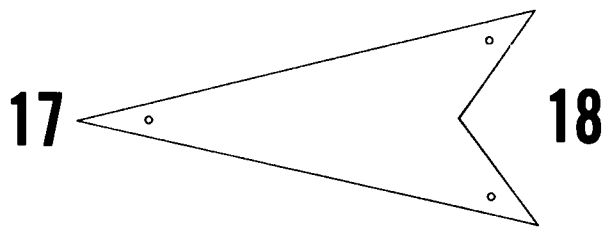
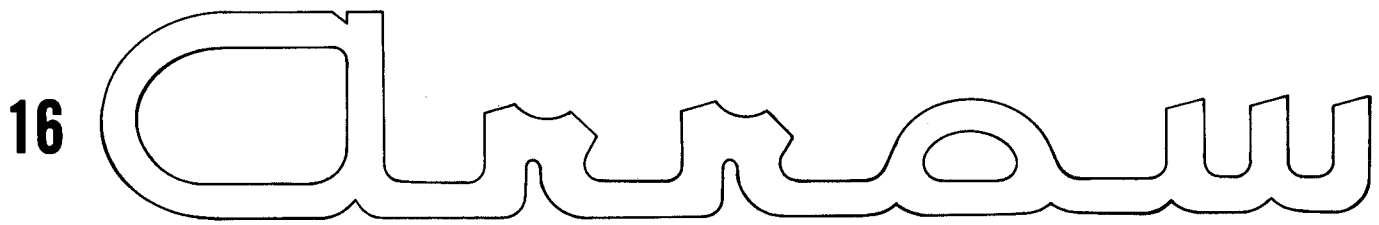
5 B 6 C 7 D 8 | 9 2

10 3 11 4 12 5 13 6 14 8

15 0

1. 63934-00 MEDALLION - "Cherokee"
2. 21940-02 PLACARD - "Piper"
3. 22859-00 STENCIL - "Piper"
4. 66929-00 STENCIL - "Piper"
5. 63986-00 LETTER - "B"
6. 63968-03 LETTER - "C"
7. 63968-11 LETTER - "D"
8. 63968-04 NUMERAL - "1"

9. 22418-02 NUMERAL - "2"
10. 22773-02 NUMERAL - "3"
11. 63968-12 NUMERAL - "4"
12. 63968-06 NUMERAL - "5"
13. 63968-05 NUMERAL - "6"
14. 63968-07 NUMERAL - "8"
15. 63968-08 NUMERAL - "0"

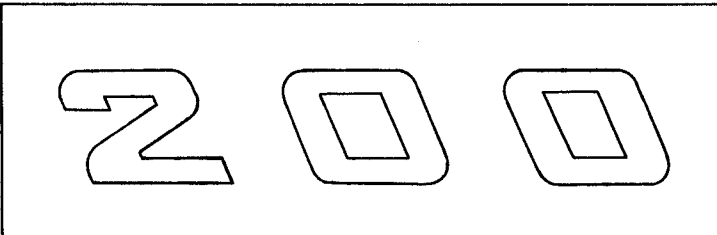


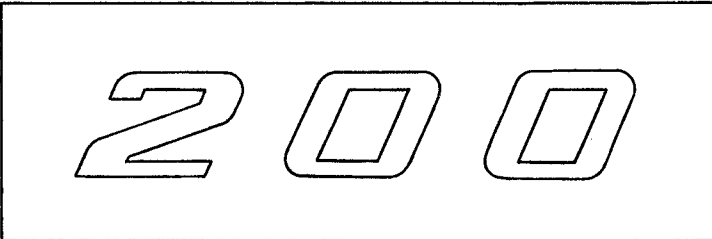
- 16. 67194-00 MEDALLION - Arrow
- 17. 67195-00 MEDALLION - Arrowhead
- 18. 66743-00 NAMEPLATE - Cherokee 140B
- 19. 66938-00 NAMEPLATE - Cherokee 140C
- 20. 99442-00 NAMEPLATE - Cherokee 140D
- 21. 66943-00 NAMEPLATE - Cherokee 235D
- 22. 99444-00 NAMEPLATE - Cherokee 235E
- 23. 66939-00 NAMEPLATE - Cherokee 180E
- 24. 99443-00 NAMEPLATE - Cherokee 180F

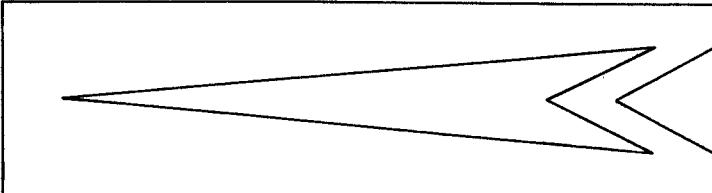
25  27 B

26 

28 

29 

30 

31 


- 25. 66941-00 NAMEPLATE - Cherokee Arrow 180
- 26. 67818-00 NAMEPLATE - Cherokee Arrow 200
- 27. 99376-02 LETTER "B" - Cherokee Arrow 180 Nameplate
- 28. 99376-00 NAMEPLATE - Cherokee Arrow 200B
- 29. 67820-00 STENCIL - "200" (Left)
- 30. 67820-01 STENCIL - "200" (Right)
- 31. 67821-00 STENCIL - Arrowhead



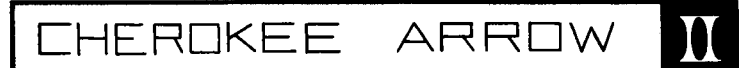
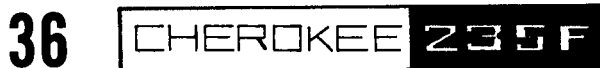
38



39



40



41



- 32. 99612-00 NAMEPLATE - Cherokee, left
- 33. 99612-02 NAMEPLATE - Cherokee, right
- 34. 99706-00 NAMEPLATE - Cherokee 140E
- 35. 99707-00 NAMEPLATE - Cherokee 180G
- 36. 99708-00 NAMEPLATE - Cherokee 235F

- 37. 99711-00 STENCIL - Piper Air
- 38. 99728-00 NAMEPLATE - Piper Air
- 39. 99613-00 NAMEPLATE - Flite Liner
- 40. 76108-00 NAMEPLATE - Cherokee Arrow II
- 41. 99832-00 NAMEPLATE - Cruiser

NUMERICAL INDEX

Part Number	Fig. and Index
SKVB-244v	52-105
10430-00	60-12
11122-00v	68-54
11199-00	16-19
11199-00	16-32
11199-03	87-19
11199-08	16-32
11199-08	67-20
11199-08	88-27
11199-08	89-14
11200-00	77-18
11200-00	77-80
11473-40	33-76
11601-03	34-32
11692-05	77-19
12599-03	45-7
12605-00	45-3
12693-04	56-38
12693-04	57-46
12693-04	66-91
12723-00	64-4
12761-02	13-47
12761-02	24-4b
12761-02	68-1
12809-00	64-25
12813-00	64-7
13020-00	37-50
13071-00	33-75
13074-02	33-29
13074-03	33-31
13079-02	33-35
13089-00	33-74
13090-00	33-73
13114-00	33-58
13115-00	33-59
13291-00v	33-72
13476-00	30-39
13476-00v	31-12
13478-00	30-41
13478-00	31-14
13483-00	30-40
13483-00	31-13
13586-80v	10-36
13945-40	22-29
13945-40	22A-16
13950-00	16-7
14153-00	45-9
14175-43	28-29
14175-43	28-30

Part Number	Fig. and Index
14175-43	28A-5
14175-103	38-29
14205-00	18-25
14235-00	60-14
14235-08	66-51
14311-39	56-55
14311-39	57-27
14314-02	69-18
14422-00	56-2
14424-00	56-4
14428-00	51-31
14428-00	52-32
14428-00	53-12
14428-00	54-54
14470-00	51-3
14470-00	52-3
14470-00	53-72
14493-00	20-12
14513-00	62-14
14513-00	63-16
14627-03	24-21
14634-00	24-46
14635-02	24-23
14635-03	24-47
14843-16	38-15
14843-51	28-7
14843-51	28A-35
14843-51	29-8
14843-70	24-98
14843-90	24-32
14976-11	35-19
14976-15	34-22
14976-16	34-23
14990-00	87-26
14994-00	87-21
15086-00	27-70
15086-00	27A-67
15152-00	45-8
15206-00	33-39a
16444-00	67-1
17442-00	77-20
17555-00	68-11
17766-06	51-4
17766-06	52-4
17766-06	53-53
17766-06	55-11
17803-00	52-5
17870-06	26-41
17871-08	26-42

Part Number	Fig. and Index
18063-00	24-114
18078-00	51-6
18078-00	52-6
18078-00	53-73
18078-00	55-12
18132-00	59-36
18132-02	59-36
18161-03	22-28
18161-03	22A-15
18219-00	59-35
18219-02	57B-32
18219-02	59-35
18219-02	67-3
18219-02	67A-50
18290-00	45-1
18307-00	52-7
18321-00	51-8
18321-00	52-8
18321-00	53-79
18321-00	54-27
18321-00	55-13
18321-00	56-42
18321-00	57-39
18321-00	57-45
18321-00	57B-33
18321-00	66-99
18321-00	67-6
18321-00	68-5
18457-00	2-5
18467-00	16-8
18622-00	56-16
18622-00	57-8
18622-00	57A-9
18622-00	58-86
18622-00	66-75
18875-06	16-6
18968-00	28-27
18968-00	28-28
18968-00	28A-6
18968-00	28B-4
19011-00	45-4
19063-02	24-2
19063-02	24-17
19336-00	28A-11
19336-00	28A-20
19336-00	28B-11
19336-01	28A-11
19336-01	28A-20
19336-01	28B-11

Part Number	Fig. and Index
19365-00	28A-13
19365-00	28A-13a
19365-00	28A-22
19365-00	28B-9
19392-15	28A-12
19513-10	38-49
19561-00	87-2
19562-00	87-25
19563-00	87-1
19807-00	68-10
19927-03	25-41
20589-00	16-3
20596-00	16-1
20735-00	35-11
20743-00	24-18
20747-00	24-19
20754-02	39-2
20781-00	35-13
20782-02	39-3
20784-00	35-14
20784-00	39-19
20825-00	33-73
20868-00	28-8
20868-00	28A-32
20868-00v	29-14
20886-00	20-17
20908-00	77-22
21008-00	45-5
21025-04	22-30
21025-04	22A-17
21027-00	22-31
21027-00	22A-18
21028-00	45-10
21029-03	45-6
21030-00	45-2
21051-00	45-13
21051-00	46-17
21154-03	24-60
21154-03	30-47
21154-04	24-60
21154-04	30-47
21156-00	24-61
21156-00	30-48
21156-00	31-33
21162-00	24-56
21162-00	30-49
21162-00	31-34
21168-00	24-24
21172-02	24-26



Part Number	Fig. and Index
21176-00	24-36
21208-00	24-37
21209-00	24-38
21212-02	24-48
21213-00	24-49
21214-00	24-50
21227-00	52-49
21230-00	53-75
21230-00	55-14
21257-03	24-58
21257-03	30-50
21257-04	24-58
21257-04	30-50
21407-00	24-65b
21407-00	30-66
21407-00	31-55
21409-00v	24-66
21409-00v	30-63
21409-00v	31-52
21457-00	20-18
21474-00	24-41
21475-00	24-42
21476-02	24-43
21572-00	30-6
21572-00	31-17
21573-00	30-7
21573-00	31-18
21574-00	30-17
21574-00	31-19
21710-00	35-29
21712-02	35-17
21714-00	35-18
21741-00v	12-25
21785-02	24-44
21785-03	24-44
21822-00	38-36
21831-04	35-31
21843-00	24-34
21844-00	24-35
21878-00	68-21
21881-00	24-45
22103-03v	57B-47
22104-04	57A-40
22105-03	31A-12
22105-03	31B-11
22105-03	32-14
22105-10	54-31
22105-10	58-36
22287-00	31A-44
22287-00	31B-31
22287-00	32-40
22287-00	57B-42
22287-00	59-56
22287-03	76-55
22287-03	84-12
22482-00	10-33
22482-00	15-45
22514-00	18-6
22633-02	67-5
23107-00	52-105

Part Number	Fig. and Index
23107-00	66-3
23319-00v	54-34
23515-00	22-27
23515-00	22A-14
23809-04	58-67
23809-05	58-23
23809-07v	58-66
23969-02	68-13
23969-03	68-14
23969-05	68-15
24047-00	59-7
24047-00	67A-7
24048-00	57B-5
24048-00	59-8
24048-00	67A-8
24123-00	57B-26
24123-00	59-41
24123-00	67A-28
24357-00	57B-18b
24357-00	59-24b
24357-00	67A-15
24358-00	57B-18a
24358-00	59-24a
24358-00	67A-14
24582-00	58-22
24582-00v	58-68
24995-00v	58-10
25290-00	21-18
25597-00	2-6
26453-05	28A-12
26453-05	28A-21
26453-05	28B-8
26653-00v	28B-16
26952-00v	28B-18
26953-00v	28B-23
26961-00v	28B-21
26965-00v	28B-19
26965-02v	28B-20
26966-00v	28B-22
27018-00v	28B-15
27244-00v	28B-24
27245-00v	28B-25
31197-00	51-69
31197-00	52-69
31197-00	53-70
31197-00	55-65
31747-00	32-12
31747-00	57B-23
31747-00	57B-25
31747-00	59-25
31747-00	59-34
31747-00	59-57
31747-00	67-4
31747-00	67A-29
31796-00	39-8
32380-00	28A-14
32380-00	28A-23
32380-00	28B-10
41001-04v	74-1
41001-04v	75-11

Part Number	Fig. and Index
41001-05v	75-12
41413-38	28B-5
41711-02	16-24
41711-02	17-22
41715-00	81-4
42119-00	81-5
42891-00	30-55
42891-00	77-23
50111-00	28-23
50111-00	28A-9
50111-00	28B-7
50111-00	76-15
61402-93v	34-21
61413-03	66-12
62002-02v	50-70
62002-03v	50-71
62002-04v	50-72
62016-02v	49-2
62016-03v	49-2
62016-05v	49-3
62016-06v	49-3
62016-07v	49-4
62016-08v	49-5
62016-09v	49-6
62016-10v	49-7
62017-00v	49-8
62018-00v	49-9
62019-00v	80-3
62019-03v	80-3
62019-03v	81-7
62021-00v	3-3
62021-01v	3-3
62022-00v	3-4
62022-01v	3-4
62023-00v	3-22
62023-01v	3-22
62024-00v	3-23
62024-00v	3-24
62024-00v	3-31
62024-01v	3-23
62024-01v	3-24
62024-01v	3-31
62024-02v	3-25
62024-03v	3-25
62033-00v	51-76
62033-00v	52-76
62033-00v	53-101
62033-00v	54-72
62033-00v	55-95
62037-00v	51-80
62037-00v	52-83
62045-05v	52-80
62047-06v	4-8
62047-07v	4-8
62049-00v	3-26
62049-01v	3-26
62053-00v	4-15
62053-00v	5-18
62053-01v	4-15
62053-01v	5-18

Part Number	Fig. and Index
62054-00v	4-16
62054-00v	5-19
62054-01v	4-16
62054-01v	5-19
62055-00v	4-17
62055-00v	5-20
62057-00v	4-19
62057-00v	5-22
62058-00v	4-20
62058-00v	5-23
62058-01v	4-20
62058-01v	5-23
62060-00v	51-73
62060-00v	52-75
62060-00v	53-107
62060-00v	54-74
62060-00v	55-101
62060-01v	51-73
62060-01v	52-75
62060-01v	53-107
62060-01v	54-74
62060-01v	55-101
62061-02v	3-17
62061-04v	4-35
62066-00v	3-18
62070-00v	4-22
62070-01v	4-22
62070-06v	4-23
62070-07v	4-23
62070-08v	4-22
62070-09v	4-22
62071-00v	4-25
62071-00v	5-26
62071-01v	4-25
62071-01v	5-26
62071-04v	4-25
62071-05v	4-25
62072-00v	4-24
62072-00v	5-27
62072-01v	4-24
62072-01v	5-27
62072-04v	4-24
62072-05v	4-24
62074-00v	4-27
62074-00v	5-29
62074-01v	4-27
62074-01v	5-29
62079-00v	4-26
62082-00v	3-20
62082-01v	3-20
62083-00v	3-21
62083-01v	3-21
62083-06v	3-21
62083-08v	3-21
62084-00v	3-5
62085-02v	3-6
62085-03v	3-6
62086-00v	3-7
62086-01v	3-7
62087-00v	3-8



Part Number	Fig. and Index
62090-00v	2-16
62090-01v	2-16
62091-00v	3-9
62091-00v	3-27
62102-00v	4-32
62102-01v	4-32
62105-00v	4-21
62105-00v	5-24
62109-00v	2-28
62115-02v	3-32
62115-03v	3-32
62119-00v	51-9
62119-00v	52-9
62119-01v	51-9
62119-01v	52-9
62121-00v	2-31
62127-00v	7-17
62127-01v	7-17
62129-03v	4-2
62129-03v	5-31
62129-04v	4-2
62129-04v	5-31
62129-07v	4-3
62129-07v	5-32
62129-08v	4-3
62129-08v	5-32
62132-03v	2-17
62142-00v	52-81
62145-00v	89-17
62146-00v	88-15
62146-01v	88-15
62147-02v	16-50
62147-03v	88-16
62149-00v	49-29
62150-00v	49-30
62153-00v	10-32
62154-00v	10-7
62161-00v	88-17
62163-00v	88-2
62170-00v	88-1
62171-00v	30-62
62171-00v	31-11
62171-00v	57-59
62177-03v	17-14
62177-04v	17-14
62177-05v	17-14
62177-06v	17-14
62177-08v	17-14
62178-00v	30-31
62178-00v	31-8
62178-00v	31A-7
62178-00v	31B-12
62179-00v	64-8
62180-00v	64-9
62183-00v	30-25
62183-00v	31B-4
62198-02v	16-50
62198-03v	88-16
62205-02v	25-5
62205-03v	25-5

Part Number	Fig. and Index
62205-04v	25-5
62208-02v	60-10
62208-04v	60-9
62208-05v	60-9
62210-07v	37-20
62210-08v	37-20
62214-00v	51-23
62214-00v	52-23
62215-00v	51-110
62215-00v	52-125
62216-00v	64-16
62217-00v	64-14
62217-03v	64-14
62219-00v	51-114
62219-00v	52-21
62219-00v	53-26
62221-00v	13-3
62226-00	72-1
62226-00	73-1
62227-00	72-2
62227-00	73-2
62228-00	72-3
62229-00v	60-2
62230-00v	60-3
62231-00v	60-4
62232-00v	60-5
62233-00v	62-8
62234-00v	62-9
62237-00v	12-19
62238-00v	91-3
62238-00v	93-3
62238-11v	93-3
62239-00v	91-14
62239-00v	93-15
62241-00v	92-18
62242-00v	92-19
62243-00v	20-21
62244-00v	20-22
62245-07v	49-33
62258-00v	14-13
62258-02v	14-13
62259-00v	26-32
62261-00v	14-14
62262-00v	14-15
62263-00v	14-6a
62263-02v	14-6a
62263-03v	14-6a
62264-00v	26-35
62265-00v	26-36
62267-02v	26-43
62267-03v	26-43
62268-00v	13-55
62268-02v	13-55
62269-02v	26-37
62269-02v	26-62
62269-04v	26-62
62269-05v	26-37
62269-06v	26-38
62269-09v	26-37
62269-10v	26-62

Part Number	Fig. and Index
62269-11v	26-37
62269-12v	26-62
62271-00v	25-34
62272-00v	26-39
62276-00v	30-39
62276-00v	31-12
62277-00v	8-39
62277-00v	13-61
62277-00v	14-1
62277-02v	8-39
62277-02v	13-61
62277-02v	14-1
62277-03v	8-39
62277-03v	13-61
62277-03v	14-1
62278-02v	26-58
62278-03v	26-59
62278-04v	26-60
62279-00v	68-30
62280-00v	88-18
62282-02v	26-1
62282-03v	26-1
62282-06v	26-1
62285-00v	8-1
62285-02v	8-4
62285-03v	8-4
62285-04v	8-11
62285-05v	8-6
62289-02v	26-2
62289-03v	26-2
62289-04v	26-2
62289-05v	26-2
62292-02v	24-69
62292-03v	24-69
62292-04v	24-69
62292-05v	24-69
62292-06v	24-69
62292-07v	24-69
62293-02v	26-3
62293-03v	26-3
62293-04v	26-3
62293-05v	26-3
62293-06v	26-3
62293-07v	26-3
62294-02v	26-4
62294-03v	26-4
62294-04v	26-4
62294-05v	26-4
62294-06v	26-4
62294-07v	26-4
62295-02v	26-5
62295-03v	26-5
62295-04v	26-5
62295-05v	26-5
62295-06v	26-5
62295-07v	26-5
62295-08v	26-5
62295-09v	26-5
62295-10v	26-5
62295-11v	26-5

Part Number	Fig. and Index
62296-02v	26-6
62296-03v	26-6
62296-04v	26-6
62296-05v	26-6
62296-06v	26-6
62296-07v	26-6
62296-08v	26-6
62296-09v	26-6
62296-10v	26-6
62296-11v	26-6
62297-00v	33-24
62297-00v	57-1
62297-00v	57A-2
62301-03v	53-11
62302-00v	53-27
62303-00v	53-13
62305-00v	53-60
62305-00v	54-1
62306-00v	51-36
62306-00v	53-61
62306-00v	54-2
62307-00v	51-38
62307-00v	53-62
62308-00v	51-37
62308-00v	53-63
62309-00v	51-15
62309-00v	53-65
62314-00v	8-26
62314-00v	13-1
62314-02v	8-29
62314-03v	8-26
62314-03v	13-1
62314-04v	8-28
62314-05v	8-29
62314-06v	8-26
62314-06v	13-1
62314-07v	8-26
62314-07v	13-1
62315-00v	8-26
62315-00v	13-1
62315-02v	8-29
62315-03v	8-27
62317-00v	20-29
62319-00v	10-2
62319-03v	10-2
62320-03v	7-12
62324-00v	7-4
62324-01v	7-4
62327-00v	7-6
62328-00v	7-7
62328-00v	7-8
62328-01v	7-7
62328-01v	7-8
62330-00v	7-10
62330-01v	7-10
62331-00v	7-11
62331-01v	7-11
62332-00v	7-9
62332-02v	7-9
62336-00v	7-16



Part Number	Fig. and Index
62336-01v	7-16
62339-04v	60-13
62342-00	72-4
62343-00	72-5
62343-00	73-3
62346-00v	67-21
62347-00v	67-22
62352-00v	56-4
62353-04v	25-41
62353-04v	26-68
62353-04v	27-55
62353-04v	27A-55
62353-05v	26-65
62353-05v	27-55
62353-05v	27A-55
62355-02	72-13
62355-02	73-4
62355-03	72-14
62355-06v	73-5
62356-02v	16-37
62356-03v	16-38
62356-04v	16-38
62357-02v	16-45
62357-03v	16-45
62358-00v	16-3
62359-00v	16-44
62361-00v	6-2
62361-01v	6-2
62367-00v	6-4
62371-08v	4-33
62371-08v	5-37
62371-08v	49-38
62372-00v	6-3
62372-01v	6-3
62373-00v	6-5
62373-01	6-5
62375-03v	8-23a
62375-04v	8-23a
62375-05v	8-12
62375-06v	8-21
62375-06v	10-1
62375-07v	8-23a
62375-10v	8-12
62375-11v	8-21
62375-11v	10-1
62378-00v	16-1
62383-00v	62-11
62383-03v	62-11
62383-03v	63-8
62387-00v	62-10
62387-07v	62-10
62391-00v	16-40
62393-00v	62-5
62396-00v	62-2
62400-02v	24-111
62403-00v	69-3
62406-00v	8-23
62407-00v	16-54
62410-00v	12-27
62410-01v	12-27

Part Number	Fig. and Index
62411-00v	14-7
62411-02v	14-7
62412-00v	12-26
62412-02v	12-26
62413-00v	15-40
62413-01v	15-40
62414-00v	15-43
62414-01v	15-43
62415-00v	12-23
62416-00v	12-24
62419-00v	8-1
62419-02v	8-7
62419-03v	8-3
62419-04v	8-4
62419-05v	8-8
62419-06v	8-9
62419-07v	8-10
62419-08v	8-11
62419-09v	8-6
62419-10v	8-4
62419-11v	12-64
62419-16v	8-10
62419-17v	8-1
62419-18v	8-6
62419-20v	8-6
62419-21v	8-1
62420-00v	8-12
62420-03v	8-25
62420-04v	8-23a
62420-05v	8-23a
62420-08v	12-22
62420-09v	8-13
62420-10v	12-22
62420-11v	8-14
62420-11v	9-13
62420-12v	12-4
62420-13v	12-3
62420-14v	8-21
62420-14v	10-1
62420-15v	8-24
62420-15v	12-1
62420-16v	12-2
62420-21v	8-21
62420-21v	10-1
62420-22v	8-15
62420-22v	9-13
62421-00v	13-40
62421-01v	13-40
62422-00v	8-26
62422-00v	13-1
62422-02v	8-27
62422-04v	8-29
62422-09v	13-2
62422-10v	13-6
62422-11v	13-6
62422-12v	8-28
62422-13v	8-29
62422-14v	8-26
62422-14v	13-1
62423-00v	12-34

Part Number	Fig. and Index
62425-00v	10-13
62425-00v	11-32
62425-01v	10-13
62425-01v	11-32
62426-00v	12-6
62426-03v	12-6
62426-05v	12-6
62427-00v	12-7
62427-01v	12-7
62427-02v	12-7
62428-00v	13-31a
62428-01v	13-31a
62429-00v	12-8
62430-00v	12-28
62435-00v	10-4
62435-01v	10-4
62438-00v	10-3
62439-00v	10-5
62441-00v	13-12
62441-01v	13-12
62442-00v	15-7
62442-04v	15-7
62443-00v	15-12
62444-03v	15-14
62445-00v	15-19
62448-00v	14-8
62448-01v	14-8
62451-00v	15-20
62452-00v	15-21
62452-01v	15-21
62453-00v	15-17
62455-00v	15-22
62457-00v	15-23
62457-01v	15-23
62463-00v	15-26
62464-00v	15-27
62465-00v	15-28
62471-00v	15-29
62472-00v	10-14
62473-00v	10-15
62473-00v	11-18
62474-00v	12-29
62475-00v	12-38
62475-01v	12-38
62476-00v	12-31
62476-01v	12-31
62477-00v	12-30
62477-01v	12-30
62478-00v	12-41
62478-01v	12-41
62479-00v	12-5
62480-00v	12-16
62480-01v	12-16
62480-02v	12-16
62481-00v	12-18
62483-00v	12-58
62485-00v	10-16
62485-00v	11-19
62485-01v	10-16
62485-01v	11-19

Part Number	Fig. and Index
62490-00v	8-16
62490-00v	9-14
62491-00v	8-17
62491-00v	9-14
62492-00v	12-46
62493-00v	8-20
62493-00v	9-16
62493-00v	12-47
62494-00v	12-13
62494-02v	12-10
62495-00v	12-14
62495-02v	12-11
62496-00v	12-3
62497-00v	12-4
62498-00v	10-17
62498-00v	11-20
62499-00v	10-18
62499-00v	11-20
62501-00v	12-49
62504-00v	12-42
62505-00v	12-33
62506-00v	11-25
62507-00v	9-19
62509-02v	12-32
62510-00v	12-45
62511-00v	12-12
62511-02v	12-9
62512-00v	12-2
62517-00v	11-26
62518-00v	12-20
62518-02v	12-21
62518-03v	12-21
62518-14v	12-20
62518-15v	12-20
62518-16v	12-20
62519-00v	13-13
62521-09v	10-11
62521-14v	10-7
62521-15v	10-12
62522-00v	10-21
62522-00v	11-23
62524-00v	13-8
62524-01v	13-8
62525-00v	13-14
62525-01v	13-14
62526-00v	13-15
62526-01v	13-15
62526-02v	13-15
62527-00v	13-3
62528-00v	13-7
62528-01v	13-7
62529-00v	14-19
62530-00v	14-6
62531-00v	14-5
62535-00v	14-2
62536-00v	13-32
62536-01v	13-32
62536-02v	13-32
62536-03v	13-32
62538-00v	8-32



Part Number	Fig. and Index
62539-00v	13-25
62540-00v	13-26
62541-00v	8-30
62541-00v	9-28
62541-01v	8-30
62541-01v	9-28
62542-00v	13-16
62542-01v	13-16
62543-00v	13-4
62543-02v	13-4
62544-00v	13-11
62544-01v	13-11
62545-00v	13-30
62546-00v	13-31
62549-00v	8-33
62549-00v	9-31
62550-00v	13-33
62550-01v	13-33
62551-00v	13-18
62551-01v	13-18
62553-00v	13-27
62553-02v	13-27
62554-00v	13-5
62554-00v	13-10
62557-03v	28-12
62557-03v	28A-44
62557-04v	28-13
62557-04v	28A-44
62558-00v	13-9
62558-01v	13-9
62559-00v	13-28
62563-00v	14-9
62563-01v	14-9
62567-00v	14-10
62567-01v	14-10
62568-00v	14-17
62569-00v	14-18
62570-00v	14-11
62571-00v	12-65
62576-00v	13-23
62576-00v	13-23a
62577-00v	82-10
62578-00v	82-12
62579-00v	82-9
62580-00v	82-11
62581-00v	13-19
62581-01v	13-19
62581-02v	13-19
62583-00v	13-34
62583-01v	13-34
62584-00v	13-35
62585-00v	13-36
62596-00v	13-41
62596-01v	13-41
62596-02v	13-41
62596-03v	13-41
62597-00v	13-63
62599-00v	13-64
62600-00v	13-65
62601-00v	13-42

Part Number	Fig. and Index
62601-03v	13-42
62603-00v	13-43
62603-01v	13-43
62604-00v	13-44
62604-01v	13-44
62605-00v	13-45
62618-00v	14-20
62618-01v	14-20
62619-00v	14-21
62620-00v	13-46
62624-00v	91-1
62629-00v	50-73
62629-02v	50-74
62629-03v	50-75
62630-00v	15-11
62631-00v	12-55
62632-00v	12-56
62633-00v	12-57
62634-00v	12-53
62635-00v	12-52
62636-00v	12-54
62637-00v	12-51
62638-00v	12-40
62638-01v	12-40
62639-00v	12-39
62639-01v	12-39
62640-00v	12-44
62641-00v	12-44
62644-00v	12-50
62645-00v	15-38
62645-04v	15-38
62648-00v	10-30
62649-00v	10-31
62653-00v	10-19
62653-00v	11-22
62653-03v	11-22
62654-00v	28-38
62654-00v	28A-45
62655-00v	28-39
62656-00v	12-48
62657-00v	24-1
62658-00v	15-8
62660-00v	8-39
62660-00v	9-34
62660-00v	13-61
62660-00v	14-1
62660-04v	8-41
62660-04v	9-36
62660-05v	8-41
62660-05v	9-36
62660-06v	8-40
62660-06v	9-35
62660-07v	14-3
62660-08v	14-2
62660-08v	14-4
62660-12v	8-39
62660-12v	9-34
62660-12v	13-61
62660-12v	14-1
62660-13v	8-40

Part Number	Fig. and Index
62660-15v	9-34
62660-15v	13-61
62660-15v	14-1
62660-16v	9-34
62660-16v	13-61
62660-16v	14-1
62661-00v	15-9
62662-00v	15-13
62663-00v	91-2
62665-02v	15-10
62668-00v	13-29
62674-00v	10-20
62674-01v	10-20
62674-01v	11-21
62674-02v	10-20
62674-02v	11-21
62676-00v	12-18
62677-00v	12-43
62686-00v	13-22
62686-01v	13-22
62686-02v	13-22
62686-03v	13-22
62686-04v	13-22
62687-00v	13-24
62687-03v	13-24
62687-05v	13-24
62691-00v	8-19
62691-03v	8-19
62693-00v	8-18
62693-01v	8-18
62694-00v	25-39
62694-00v	26-9
62695-00v	14-6a
62695-02v	14-6a
62696-03v	15-24
62698-00v	10-38
62699-04v	10-39
62701-02v	74-2
62701-02v	75-1
62701-03v	74-3
62701-03v	75-2
62701-04v	74-4
62701-04v	75-3
62701-05v	74-5
62701-05v	75-4
62701-06v	74-6
62701-06v	75-5
62701-07v	74-7
62701-08v	74-8
62701-09v	74-9
62701-10v	74-10
62701-11v	74-11
62701-12v	74-12
62701-12v	75-9
62701-13v	74-13
62701-13v	75-10
62701-14v	76-31
62701-15v	77-24a
62701-16v	77-24
62701-17v	49-49

Part Number	Fig. and Index
62701-18v	49-47
62701-19v	49-48
62701-20v	49-48
62701-21v	49-50
62701-23v	49-51
62701-25v	49-52
62701-26v	49-52
62701-27v	49-53
62701-28v	49-53
62701-29v	49-54
62701-31v	49-55
62701-32v	77-24a
62701-34v	49-56
62701-44v	85-2
62701-45v	77-24a
62701-46v	49-56
62701-47v	77-24b
62701-47v	78-1
62701-49v	49-56
62701-56v	78-12
62701-57v	85-2
62701-61v	75-8
62701-62v	75-7
62701-64v	75-6
62701-99v	75-1
62701-100v	75-5
62701-101v	76-31
62701-102v	75-8
62701-103v	75-7
62701-104v	78-12
62701-111v	85-2
62702-00v	15-25
62703-24v	80-4
62703-25v	80-3
62703-26v	80-4
62703-26v	81-8
62703-27v	80-3
62703-31v	80-4
62703-32v	80-3
62704-00v	82-1
62704-02v	82-1
62705-00v	76-1
62706-00v	76-5
62706-02v	76-5
62706-03v	76-5
62706-04v	76-5
62706-06v	76-5
62708-02v	77-25
62709-00v	74-58
62709-00v	75-33
62710-02v	74-59
62710-02v	75-34
62710-02v	78-15
62710-03v	74-60
62710-03v	78-15
62711-02v	74-15
62711-02v	75-14
62711-02v	76-32
62711-03v	74-28
62711-03v	74-28a



Part Number	Fig. and Index
62711-03v	75-13
62711-03v	78-7
62711-04v	77-47
62711-04v	77-52
62711-04v	77-81
62712-02v	76-34
62712-02v	80-6
62712-03v	74-14
62712-03v	75-21
62712-04v	80-6
62712-04v	81-12
62713-02v	76-33
62713-03v	74-16
62713-03v	75-17
62714-02v	74-19
62714-02v	78-9
62714-03v	74-20
62714-03v	75-18
62714-04v	57B-18c
62714-04v	59-24c
62714-04v	67A-13
62714-04v	78-10
62714-05v	75-19
62714-06v	75-19
62715-02v	74-29
62715-02v	74-30
62715-02v	75-16
62715-02v	75-20
62715-02v	78-8
62715-03v	74-29
62715-04v	75-15
62715-05v	75-15
62716-02v	80-18
62716-03v	80-18
62716-04v	80-18
62716-05v	80-18
62716-06v	80-18
62716-07v	80-18
62716-07v	81-18
62717-00v	82-2
62717-02v	82-2
62721-00v	82-4
62721-02v	82-4
62722-00v	82-5
62723-00v	82-3
62723-02v	82-3
62725-00v	76-2
62727-00v	76-51
62727-01v	76-51
62730-00v	76-50
62730-01v	76-50
62731-00v	76-9
62732-00v	76-10
62732-02v	76-11
62733-00v	76-12
62734-00v	76-13
62734-02v	76-13
62736-00v	76-14
62737-00v	76-8
62738-00v	76-6

Part Number	Fig. and Index
62738-02v	76-6
62740-00v	76-7
62743-02v	74-21
62743-03v	74-22
62743-03v	75-22
62743-03v	75-22a
62743-04v	74-23
62743-04v	74-67
62743-04v	75-23
62743-05v	74-24
62743-05v	75-24
62743-06v	74-25
62743-06v	75-25
62743-08v	78-11
62743-12v	75-26
62743-13v	75-27
62744-00v	82-16
62745-00v	76-20
62746-00v	74-17
62746-00v	75-31
62747-00v	77-29
62748-00v	77-30
62749-00v	77-31
62750-00v	77-32
62752-00v	77-33
62753-00v	15-15
62753-00v	77-34
62754-00v	77-35
62755-00v	77-36
62757-00v	77-3
62759-00v	77-4
62762-00v	74-18
62762-00v	75-32
62763-00v	13-39
62764-00v	76-21
62764-02v	76-24
62766-00v	74-62
62766-00v	75-43
62768-00v	74-31
62769-00v	74-32
62770-00v	74-69
62771-00v	74-61
62771-01v	74-61
62778-00v	80-13
62778-00v	81-15
62779-00v	80-10
62782-00v	80-12
62782-00v	81-24
62783-00v	80-21
62784-00v	80-11
62784-00v	81-25
62788-00v	10-8
62789-00v	76-3
62800-00v	77-26
62801-00v	77-27
62802-00v	77-37
62803-00v	77-38
62804-00v	77-39
62805-00v	77-40
62806-00v	77-41

Part Number	Fig. and Index
62807-00v	77-42
62808-00v	77-43
62809-00v	77-46
62814-00v	77-2
62817-00v	15-16
62817-00v	77-79
62820-00v	76-27
62821-00v	76-28
62824-00v	80-1
62825-00v	80-8
62826-00v	25-1
62826-00v	26-7
62826-02v	25-1
62826-02v	26-7
62827-07v	25-2
62827-07v	26-8
62829-00v	79-1
62829-03v	79-1
62829-05v	79-1
62830-00v	79-7
62831-00v	79-8
62832-00v	79-9
62833-06v	24-84
62833-07v	56-52
62833-07v	57-57
62833-07v	66-104
62833-11v	55-123
62833-17v	82-15
62833-17v	83-14
62833-18v	78-48
62833-20v	24-100
62833-21v	24-108
62833-27v	37-48
62833-29v	57A-56
62833-35v	32-6
62833-36v	55-120
62833-39v	24-112
62833-43v	34-48
62833-50v	59-24e
62833-50v	67A-18
62833-65v	32A-27
62833-78v	28A-15a
62834-00v	80-19
62834-02v	80-19
62834-02v	81-19
62835-00v	79-10
62835-07v	79-10
62836-00v	79-11
62837-00v	79-12
62838-00v	79-2
62839-00v	80-15
62839-00v	81-14
62840-02v	80-34
62840-02v	81-30
62840-03v	80-34
62840-03v	81-30
62843-00v	5-14
62844-00v	77-21
62845-00v	80-14
62845-02v	80-14

Part Number	Fig. and Index
62845-02v	81-13
62848-00v	80-9
62848-02v	80-9
62849-00v	80-17
62852-00v	80-32
62856-00v	76-50
62856-01v	76-50
62858-02v	80-33
62858-02v	81-31
62858-03v	76-29
62858-04v	76-30
62859-00v	14-29
62866-00v	48-1
62866-00v	82-6
62866-00v	83-8
62867-02v	48-14
62869-00v	10-9
62870-00v	10-8
62871-00v	10-10
62873-00v	8-12
62873-02v	8-24
62873-02v	9-21
62873-02v	12-1
62873-03v	12-2
62873-04v	8-25
62873-04v	9-22
62873-05v	12-4
62873-06v	12-3
62873-06v	12-4
62873-07v	8-12
62873-08v	9-21
62873-08v	12-1
62873-09v	8-24
62873-09v	12-1
62875-00v	13-20
62878-00v	51-95
62878-00v	52-105
62878-00v	53-78
62879-00v	88-24
62881-00v	10-7
62882-00v	8-1
62882-02v	8-6
62882-03v	8-1
62882-04v	8-6
62884-00v	8-1
62884-02v	8-6
62891-00v	26-1a
62897-00v	16-41
62906-00v	28-3
62906-03v	28-3
62907-00v	28-4
62907-03v	28-4
62910-05v	28-5
62910-05v	28A-30
62910-10v	28-6
62910-10v	28A-31
62910-12v	28-5
62910-15v	28-6
62910-15v	29-4
62910-18v	28-5



Part Number	Fig. and Index
62910-18v	28A-30
62910-21v	28-6
62910-21v	28A-31
62910-21v	29-4
62910-24v	28-5
62910-24v	28A-30
62910-27v	28-6
62910-27v	28A-31
62910-27v	29-4
62910-36v	28-6
62910-36v	28A-31
62910-42v	28-5
62910-42v	28A-30
62910-44v	28-5
62910-44v	28A-31
62910-44v	29-4
62910-50v	28-5
62910-50v	28A-30
62915-00v	28-43
62919-00v	26-50a
62919-00v	32B-18
62919-00v	68-18
62920-00v	26-50b
62920-00v	32B-19
62920-00v	68-19
62921-00v	57-22
62921-00v	57A-15
62922-03v	64-1
62924-00v	51-121
62924-00v	52-2
62924-00v	53-36
62924-00v	54-17
62924-00v	55-121
62928-00v	53-56
62928-00v	55-28
62938-00v	57-9
62938-00v	57A-10
62938-00v	58-34
62938-01v	58-34
62940-00v	10-37
62942-00v	16-46
62942-00v	17-45
62943-00v	16-53
62943-00v	17-44
62943-00v	17-48
62944-00v	16-47
62944-00v	17-46
62945-00v	64-23
62946-00v	64-24
62952-00v	30-18
62952-00v	31-20
62959-00v	30-5
62959-00v	31-24
62960-00v	30-37
62960-00v	31-1
62960-00v	31A-1
62960-00v	31B-1
62960-01v	30-37
62960-01v	31-1
62960-01v	31A-1

Part Number	Fig. and Index
62960-01v	31B-1
62962-00v	30-34
62962-00v	31-3
62962-00v	31A-51
62962-00v	31B-33
62964-00v	30-26
62964-00v	31-4
62964-00v	31A-6
62965-00v	30-23
62965-04v	30-23
62965-04v	31-22
62965-04v	31A-23
62965-04v	32-34
62968-00v	30-53
62969-00v	30-54
62969-00v	31-5
62969-00v	31A-5
62969-00v	31B-6
62973-00v	30-59
62973-02v	30-59
62973-03v	30-59
62973-04v	30-59
62973-05v	30-59
62973-05	31-39
62974-00v	30-58
62974-00v	31-38
62975-00v	30-57
62975-00v	31-37
62976-00v	30-56
62976-02v	30-56
62976-03v	30-56
62976-04v	30-56
62976-05	30-56
62976-05v	31-36
62978-00v	56-53
62978-00v	57-58
62978-00v	66-103
62980-00v	57-15
62980-00v	57A-28
62980-00v	58-30
62981-06v	60-8
62981-07v	60-8
62983-00v	88-2
62984-00v	88-16
62985-00v	57-11
62985-00v	57A-11
62985-00v	58-17
62987-00v	57-12
62987-00v	57A-12
62988-00v	64-14
62988-02v	64-14
62988-03v	64-14
62988-04v	64-14
62989-00v	57-21
62989-00v	57A-14
62989-02v	57-21
62992-00v	57A-20
62992-00v	58-27
63000-28v	24-62
63001-04v	24-63

Part Number	Fig. and Index
63001-05v	24-64
63003-00v	24-3
63003-03v	24-3
63003-05v	49-12
63006-00v	24-5
63006-06v	24-15
63006-07v	24-11
63006-09v	24-5
63006-10v	24-5
63007-00v	24-67
63008-02v	24-68
63008-02v	25-3
63008-02v	26-10
63008-05v	24-68
63008-05v	25-3
63008-05v	26-10
63008-12v	24-68
63008-12v	26-10
63008-13v	24-68
63008-13v	26-10
63008-14v	24-68
63008-14v	26-10
63008-22v	24-68
63008-22v	26-10
63009-05v	24-69
63009-18v	24-69
63012-00v	24-39
63014-02v	24-115
63020-00	24-110
63020-02v	24-110
63020-02v	57B-24
63025-00v	24-65
63025-00v	30-64
63025-00v	31-53
63026-00v	24-12
63029-00v	24-69
63033-02v	25-41
63033-03v	25-41
63033-04v	25-41
63034-00v	24-83
63034-02v	24-83
63035-00v	24-85
63036-00v	24-86
63037-00v	12-35
63038-00v	12-15
63038-02v	12-15a
63039-00v	24-94
63039-00v	24-96
63039-02v	24-94
63040-00v	12-36
63041-00v	24-87
63041-02v	24-88
63042-00v	24-89
63045-00v	24-90
63047-00v	24-62
63047-07v	24-62
63047-12v	24-62
63047-13v	24-62
63047-14v	24-62
63049-00v	12-17

Part Number	Fig. and Index
63050-00v	24-63
63051-00v	24-64
63055-00v	24-5
63055-03v	24-5
63055-04v	24-5
63068-00v	28-19
63068-02v	28-20
63068-03v	28-33
63068-04v	28-19
63068-05v	28-20
63068-06v	28-33
63068-07v	28-33
63068-08v	28-19
63068-09v	28-20
63068-10v	28-33
63068-11v	28-19
63070-04v	22-3
63070-04v	22A-3
63070-04v	23-3
63070-05v	22-4
63070-05v	22A-4
63070-05v	23-4
63070-06v	22-5
63070-06v	22A-3
63070-06v	23-3
63070-07v	22-6
63070-07v	22A-6
63070-07v	23-5
63070-11v	22-4
63070-11v	22A-4
63070-11v	23-4
63070-14v	22A-5
63070-15v	22-2
63070-15v	22A-2
63070-15v	23-2
63070-16v	22-1
63070-16v	22A-1
63070-16v	23-1
63070-29v	22-2
63070-29v	22A-2
63070-29v	23-2
63070-30v	22-1
63070-30v	22A-1
63070-30v	23-1
63071-02v	22-12
63071-02v	23-26
63071-03v	22-13
63071-03v	23-25
63071-04v	22-14
63071-05v	22-15
63071-06v	22-16
63071-07v	22-17
63071-08v	22-18
63071-09v	22-19
63071-10v	22-20
63071-11v	22-21
63071-12v	22-22
63071-12v	23-27
63071-13v	22-23
63071-17v	23-28



Part Number	Fig. and Index
63071-18v	23-28
63071-19v	22-23
63072-00v	22-25
63072-00v	22A-12
62072-02v	22-26
63072-02v	22A-13
63072-04v	22A-12
63072-05v	22A-13
63073-00v	22-36
63073-02v	22-36
63076-00v	22-7
63077-00v	22-7
63078-08v	15-41
63080-00v	69-1
63081-00v	8-19
63082-00v	18-25
63085-00v	64-19b
63085-00v	66-60b
63086-00v	64-19c
63086-00v	66-60c
63087-00v	57-63
63089-00v	60-12
63092-00v	62-7
63093-00v	62-6
63096-00v	18-24
63097-00v	92-21
63101-00v	68-22
63104-03v	25-40
63106-02v	25-32
63106-07v	25-32
63106-07v	26-65
63111-05v	25-4
63111-18v	25-4
63112-05v	25-5
63112-18v	25-5
63112-18v	26-3
63113-05v	25-6
63113-18v	25-6
63114-05v	25-7
63114-17v	25-7
63114-17v	26-4
63115-02v	16-37
63115-03v	16-38
63115-09v	16-37
63116-02v	25-8
63116-03v	25-8
63116-04v	25-9
63116-04v	26-47
63116-04v	27-27
63116-04v	27A-18
63116-06v	25-10
63116-06v	26-45
63116-06v	27-26
63116-06v	27A-17
63116-12v	25-12
63116-12v	26-49
63116-12v	27A-22
63116-13v	25-12
63116-14v	25-13
63116-15v	25-13

Part Number	Fig. and Index
63116-17v	25-13a
63116-17v	26-48
63116-19v	25-8
63116-19v	26-46
63116-19v	27-28
63116-19v	27A-19
63116-21v	25-12
63116-21v	26-49
63116-23v	25-9
63116-23v	26-47
63116-24v	25-10
63116-24v	26-45
63116-26v	25-11
63116-26v	26-44
63116-27v	25-11
63116-27v	26-44
63116-28v	25-13
63116-29v	25-13
63116-31v	25-8
63116-31v	26-46
63116-33v	25-12
63116-33v	26-49
63116-34v	25-13a
63116-34v	26-48
63116-35v	25-12
63116-35v	26-49
63116-37v	25-11
63116-37v	26-44
63116-37v	27-25
63116-37v	27A-16
63116-38v	25-11
63116-38v	26-44
63116-38v	27-25
63116-38v	27A-16
63116-39v	25-10
63116-40v	25-9
63116-41v	25-8
63116-42v	25-13
63116-43v	25-11
63116-44v	25-11
63116-48v	25-10
63116-48v	26-45
63116-48v	27-26
63116-48v	27A-17
63116-49v	25-9
63116-49v	26-47
63116-49v	27-27
63116-49v	27A-18
63116-50v	25-8
63116-50v	26-46
63116-50v	27-28
63116-50v	27A-19
63116-51v	25-13
63116-51v	27-30
63116-51v	27A-21
63116-52v	25-11
63116-52v	26-44
63116-52v	27-25
63116-52v	27A-16
63116-52v	27A-16
63116-53v	25-11

Part Number	Fig. and Index
63116-53v	26-44
63116-53v	27-25
63116-53v	27A-16
63116-58v	25-13
63116-58v	27-30
63116-58v	27A-21
63116-59v	25-13a
63116-60v	25-13a
63116-61v	25-12
63116-61v	27A-22
63116-62v	25-12
63116-63v	25-12
63116-63v	26-49
63116-63v	27A-22
63116-64v	25-12
63116-65v	25-12
63116-65v	27A-22
63116-70v	25-13a
63116-71v	25-13
63116-74v	25-13
63116-75v	25-13
63116-75v	27-30
63116-75v	27A-21
63116-76v	25-13
63116-77v	25-13
63116-78v	25-13
63116-78v	27-30
63116-78v	27A-21
63116-83v	25-12
63116-83v	26-49
63116-84v	26-49
63116-87v	25-13a
63116-87v	26-48
63116-88v	25-13a
63116-88v	26-48
63116-91v	25-13
63116-91v	27-30
63116-92v	25-13
63116-93v	25-10
63116-93v	26-45
63116-93v	27-26
63116-93v	27A-17
63116-94v	25-9
63116-94v	26-47
63116-94v	27-27
63116-94v	27A-18
63116-95v	25-8
63116-95v	26-46
63116-95v	27-28
63116-95v	27A-19
63116-96v	27-30
63116-96v	27A-21
63116-97v	25-11
63116-97v	25-13
63116-97v	26-44
63116-97v	27-25
63116-97v	27A-16
63116-98v	25-11
63116-98v	26-44
63116-98v	27-25

Part Number	Fig. and Index
63116-98v	27A-16
63116-102v	25-13
63116-102v	27-30
63116-102v	27A-21
63116-103v	25-12
63116-103v	26-49
63116-103v	27A-22
63116-104v	25-13a
63116-105v	25-12
63116-105v	27A-22
63116-107v	27-29
63116-107v	27A-20
63116-108v	27-29
63116-108v	27A-20
63116-109v	27-29
63116-109v	27A-20
63116-123v	26-49
63116-123v	27-31
63116-124v	26-49
63116-124v	27-31
63116-125v	26-49
63116-125v	27-31
63116-126v	26-49
63116-126v	27-31
63116-127v	26-49
63116-127v	27-31
63116-128v	26-49
63116-128v	27-31
63116-129v	26-49
63116-129v	27-31
63116-130v	27-29
63116-132v	26-45
63116-132v	27-26
63116-132v	27A-17
63116-133v	26-47
63116-133v	27-27
63116-133v	27A-18
63116-134v	26-46
63116-134v	27-28
63116-134v	27A-19
63116-135v	27-30
63116-136v	26-44
63116-136v	27-25
63116-136v	27A-16
63116-137v	26-44
63116-137v	27-25
63116-137v	27A-16
63116-138v	27-30
63116-138v	27A-21
63116-139v	26-49
63116-139v	27-31
63116-140	27-29
63116-142	27-29
63116-144	27-29
63116-147v	27A-21
63116-148v	27A-20
63116-149v	27A-22
63116-150v	26-49
63116-150v	27A-22
63116-155v	26-48



Part Number	Fig. and Index
63116-158v	26-49
63116-159v	27A-40
63116-160v	27A-40
63116-161v	27A-40
63116-162v	27A-40
63117-00v	25-14
63117-00v	26-11
63117-01v	25-14
63117-01v	26-11
63118-00v	25-15
63118-00v	26-12
63119-00v	25-16
63125-00v	25-49
63125-00v	26-55
63125-02v	25-49
63125-02v	26-55
63125-03v	25-49
63125-03v	26-55
63125-03v	27-46
63125-04v	26-55
63125-04v	27-46
63126-00v	25-50
63126-00v	26-56
63126-02v	25-50
63126-02v	26-56
63126-03v	25-50
63126-03v	26-56
63126-03v	27-47
63126-04v	26-56
63126-04v	27-47
63130-00v	25-17
63130-00v	26-13
63130-02v	25-17
63130-02v	26-13
63130-02v	27-56
63130-02v	27A-39
63131-00v	25-18
63131-00v	26-14
63131-03v	25-18
63131-03v	26-14
63131-07v	25-18
63131-08v	25-18
63131-08v	26-14
63131-10v	25-18
63131-10v	26-14
63133-00v	68-25
63139-04v	28-19
63139-05v	28-19
63139-06v	28-33
63139-07v	28-33
63139-08v	28-20
63139-09v	28-19
63139-10v	28-19
63139-11v	28-33
63139-12v	28-33
63139-13v	28-20
63140-02v	25-19
63140-03v	25-20
63140-04v	25-21
63142-02v	25-22

Part Number	Fig. and Index
63142-02v	26-22
63142-02v	27-35
63142-02v	27A-32
63142-03v	25-23
63142-04v	25-24
63142-05v	25-25
63142-06v	25-26
63142-07v	25-27
63142-08v	25-28
63142-08v	26-17
63142-08v	27-38
63142-09v	25-29
63142-09v	26-18
63142-10v	25-30
63142-10v	26-18
63142-11v	25-31
63142-11v	26-19
63142-13v	25-23
63142-13v	26-20
63142-13v	27-36
63142-13v	27A-33
63142-14v	25-25
63142-14v	26-21
63142-14v	27-37
63142-14v	27A-34
63142-25v	25-29
63142-25v	27-40
63142-25v	27A-37
63142-26v	25-30
63142-26v	27-40
63142-26v	27A-38
63142-27v	25-27
63142-27v	27A-36
63142-32v	27-39
63142-32v	27-40
63142-35v	26-17
63142-36v	26-17
63142-36v	27-38
63142-36v	27A-35
63142-38v	27-36
63142-39v	27-36
63142-40v	27-37
63144-00v	25-33
63144-00v	26-15
63144-00v	27-3
63144-00v	27A-7
63149-02v	25-45
63149-02v	26-51
63149-03v	25-46
63149-03v	26-52
63149-04v	25-47
63149-04v	26-53
63149-05v	25-48
63149-05v	26-54
63149-06v	25-45
63149-06v	26-51
63149-07v	25-46
63149-07v	26-52
63149-08v	25-47
63149-08v	26-53

Part Number	Fig. and Index
63149-09v	25-48
63149-09v	26-54
63149-10v	25-45
63149-10v	26-51
63149-10v	27-42
63149-11v	25-46
63149-11v	26-52
63149-11v	27-44
63149-12v	25-47
63149-12v	26-53
63149-12v	27-43
63149-13v	25-48
63149-13v	26-54
63149-13v	27-45
63149-14v	26-51
63149-14v	27-42
63149-15v	26-52
63149-15v	27-44
63149-16v	26-53
63149-16v	27-43
63149-17v	26-54
63149-17v	27-45
63149-18v	26-53
63149-19v	26-54
63150-00v	24-79
63150-04v	24-79
63151-02v	24-81
63151-03v	24-82
63151-04v	24-81
63151-05v	24-82
63152-00v	24-61
63152-00v	30-48
63153-00v	25-38
63153-00v	26-16
63154-02v	16-45
63154-02v	17-10
63154-03v	16-45
63154-03v	17-10
63155-00v	16-44
63156-00v	25-59
63156-00v	26-57
63156-02v	25-59
63156-02v	26-57
63156-03v	25-59
63156-03v	26-57
63156-03v	27-41
63156-04v	26-57
63156-04v	27-41
63157-00v	16-32
63163-00v	25-56
63163-00v	26-66
63163-00v	27-57
63163-00v	27A-69
63164-00v	25-55
63164-00v	26-67
63164-00v	27-58
63164-00v	27A-70
63164-01v	25-55
63164-01v	26-67
63164-01v	27-58

Part Number	Fig. and Index
63164-01v	27A-70
63167-02v	25-51
63167-03v	25-52
63168-00v	25-53
63168-02v	25-53
63169-00v	25-4
63170-00v	25-6
63171-00v	25-5
63172-00v	25-7
63173-02v	25-54
63179-00v	25-16
63179-08v	25-16
63180-00v	28-19
63180-02v	28-20
63180-03v	28-33
63181-00v	28-3
63182-00v	28-4
63182-02v	28-4
63182-03v	28-4
63185-02v	25-54
63185-02v	27-33
63185-02v	27A-24
63185-03v	25-54
63185-03v	27-33
63185-03v	27A-24
63185-04v	27-33
63185-04v	27A-24
63185-05v	27-33
63185-05v	27A-24
63186-02v	50-53
63186-04v	44-2
63186-05v	44-5
63186-06v	56-11a
63186-21v	50-17c
63187-06v	24-79
63187-07v	24-79
63187-11v	24-79
63187-12v	24-79
63189-00v	16-49
63201-00v	56-71
63203-00v	56-85
63205-11v	17-16
63206-00v	18-24
63207-00v	20-24
63207-00v	21-27
63208-00v	20-38
63209-00v	20-27
63210-00v	20-29
63211-00v	20-9
63211-00v	20-27
63211-00v	20-29
63211-00v	21-8
63212-00v	18-11
63212-04	18-11
63215-00v	56-85
63218-00v	10-34
63219-00v	77-1
63220-00v	10-37
63227-00v	25-42
63227-01v	25-42



Part Number	Fig. and Index
63229-00v	25-43
63229-02v	25-43
63229-02v	26-24
63229-02v	27-53
63229-02v	27A-41
63233-00v	25-42
63233-00v	26-23
63233-00v	27-80
63233-00v	27A-71
63233-01v	25-42
63233-01v	26-23
63233-01v	27-80
63233-01v	27A-71
63237-00v	60-9
63237-04v	60-11
63237-05v	60-11
63243-02v	60-15
63243-02v	61-11
63244-00v	62-1
63244-02v	62-1
63246-00v	57-24
63246-04v	57-24
63246-04v	57A-17
63253-00v	68-7
63258-00v	68-41
63259-00v	25-58
63259-00v	27-34
63259-00v	27A-25
63260-00v	25-34
63260-00v	26-26
63260-06v	25-34
63262-00v	68-40
63263-00v	64-22
63264-00v	50-16a
63275-00v	10-22
63276-00v	82-10
63277-00v	82-12
63278-00v	16-48
63284-00v	10-2
63284-02v	10-2
63286-00v	13-63
63287-00v	13-64
63288-00v	13-65
63293-02v	12-37
63293-02v	25-58
63293-02v	27-34
63293-02v	27A-25
63295-02v	79-10
63295-03v	79-10
63295-04v	79-10
63295-05v	79-10
63297-00v	88-17
63300-08v	33-71
63303-02v	37-34
63303-03v	37-34
63307-00v	37-24
63308-00v	37-35
63310-00v	37-46
63311-00v	37-45
63312-00v	37-44

Part Number	Fig. and Index
63314-00v	37-42
63315-00v	37-41
63320-00v	45-19
63321-00v	45-20
63322-00v	45-21
63322-00v	46-1
63322-01v	45-22
63322-01v	46-2
63323-00v	45-23
63323-00v	46-3
63324-00v	45-25
63324-00v	46-4
63324-04v	46-4
63324-04v	47-5
63325-00v	45-26
63325-00v	46-5
63327-00v	33-68
63327-04v	33-68
63327-08v	34-6
63327-09v	34-7a
63327-10v	33-68
63329-04v	33-28
63329-06v	33-50
63332-03v	37-5
63332-03v	37-56
63332-05v	37-6
63338-00v	44-1
63339-00v	44-3
63339-01v	44-3
63339-02v	44-4
63340-00v	44-7
63340-01v	44-7
63341-00v	44-6
63342-00v	44-8
63345-00v	33-25
63347-00v	46-8
63349-00v	46-9
63350-00v	46-16
63352-00v	46-12
63353-00v	46-6
63353-02v	46-7
63354-00v	10-40
63354-00v	11-35
63355-06v	46-18
63355-09v	46-18
63355-09v	47-8
63356-00v	46-19
63356-00v	47-9
63357-00v	46-20
63357-00v	47-10
63358-00v	46-21
63361-02v	49-13
63361-03v	49-14
63365-00v	49-15
63366-00v	49-20
63367-00v	49-16
63370-00v	37-51
63370-00v	43-6
63370-01v	37-51
63370-01v	43-6

Part Number	Fig. and Index
63373-00v	43-7
63374-00v	43-5
63374-01v	43-5
63377-00v	43-1
63380-00v	43-2
63381-00v	33-74
63383-00v	33-31
63386-00v	9-38
63391-00v	76-10
63391-02v	76-11
63391-03v	76-10
63392-00v	50-41
63392-00v	50A-2
63392-01v	50-41a
63392-01v	50A-2
63393-00v	50-41b
63393-00v	50A-3
63393-01v	50-41c
63393-01v	50A-3
63395-00v	50-25
63396-00v	50-19
63396-02v	50-19
63398-00v	50-13
63398-01v	50-13
63404-00v	80-10
63404-00v	81-16
63407-00v	56-70
63408-00v	16-52
63408-00v	17-12d
63419-00v	82-3
63419-00v	83-3
63420-00v	82-2
63420-03v	82-2
63420-05v	82-2
63422-00v	51-95
63423-00v	10-6
63423-04v	10-6
63423-04v	11-6
63425-00v	66-3
63426-00v	16-25
63426-02v	16-25
63427-00v	62-10
63428-02v	26-50
63428-02v	68-17
63428-03v	26-50
63428-03v	68-17
63428-04v	26-50
63428-04v	68-17
63428-05v	26-50
63428-05v	68-17
63428-06v	68-17
63428-07v	68-17
63428-08v	68-17
63428-09v	68-17
63428-10v	68-17
63428-11v	68-17
63428-13v	32B-17
63428-14v	68-17
63428-15v	68-17
63428-16v	68-17

Part Number	Fig. and Index
63428-17v	32B-17
63430-00v	62-11
63431-00v	62-5
63433-00v	62-2
63436-00v	10-4
63436-00v	11-4
63436-01v	10-4
63436-01v	11-4
63441-00v	62-1
63446-00v	57-22
63451-00v	82-16
63455-00v	82-14
63455-00v	83-12
63456-00v	82-9
63456-00v	82-11
63456-00v	83-10
63457-03v	82-5
63458-00v	82-4
63458-02v	82-4
63459-02v	82-1
63459-03v	82-1
63459-04v	82-1
63459-08v	82-1
63459-09v	82-1
63459-12v	82-1
63459-13v	82-1
63459-14v	82-1
63459-15v	82-1
63459-16v	82-1
63459-17v	82-1
63460-00v	50-27
63460-02v	50-27
63462-00v	10-2
63462-02v	10-2
63462-03v	10-2
63464-00v	48-6
63465-00v	49-58
63466-00v	46-2
63466-00v	47-4
63468-00v	48-7
63469-00v	48-8
63469-01v	48-9
63470-00v	48-10
63470-01v	48-27
63474-00v	48-11
63477-00v	20-3
63477-00v	21-2
63478-00v	48-12
63479-00v	53-14
63479-00v	54-55
63482-00v	37-56
63483-00v	37-50
63483-00v	39-17
63484-00v	37-2
63484-00v	39-38
63485-00v	48-13
63485-01v	48-13
63485-02v	48-13
63485-03v	48-13
63486-00v	57-60



Part Number	Fig. and Index
63489-00v	46-1
63492-00v	62-17
63498-00v	51-19
63500-00v	50-1
63500-08v	50-1
63501-00v	50-2
63501-03v	50-2
63502-00v	50-3
63503-00v	50-4
63504-00v	50-5
63505-00v	50-6
63506-00v	50-7
63507-00v	50-8
63507-01v	50-8
63508-00v	50-9
63509-00v	50-10
63510-00v	50-11
63511-00v	50-12
63511-01v	50-12
63512-00v	50-13
63512-01v	50-13
63513-00v	50-14
63514-06v	50-16
63515-00v	50-15
63517-00v	50-17
63520-00v	71-25
63530-00v	77-90
63530-00v	78-49
63531-00v	71-23
63540-00v	50-18
63540-02v	50-18
63541-00v	50-26
63542-00v	50-19
63542-02v	50-19
63543-00v	50-20
63544-00v	50-21
63545-00v	50-22
63546-00v	50-23
63550-00v	50-24
63551-00v	50-25
63559-00v	88-2
63560-00v	50-27
63560-02v	50-43
63560-02v	50-48
63560-02v	50A-23
63560-03v	50-44
63560-03v	50A-24
63560-06v	50-27
63561-00v	50-28
63561-02v	50-28
63561-03v	50-28
63561-04v	50-28
63561-05v	50A-12
63562-00v	50-29
63562-00v	50A-13
63563-00v	50-30
63563-00v	50A-20
63564-00v	50-31
63564-00v	50A-21
63565-00v	50-32

Part Number	Fig. and Index
63565-02v	50-32
63565-02v	50A-22
63566-00v	50-33
63566-01v	50-33
63566-02v	50-33
63566-02v	50A-17
63566-02v	50A-18
63566-03v	50-33
63566-03v	50A-17
63566-03v	50A-18
63567-03v	50-34
63567-03v	50A-19
63568-00v	50-35
63569-00v	50-36
63569-00v	50A-14
63570-00v	50-37
63570-00v	50A-15
63571-00v	50-38
63571-00v	50A-16
63572-00v	50-39
63572-00v	50A-9
63573-00v	50-40
63573-00v	50A-4
63573-01v	50-40
63573-01v	50A-4
63574-00v	50-41
63574-01v	50-41a
63574-02v	50-41b
63574-03v	50-41c
63575-00v	50-42
63575-00v	50A-5
63575-02v	50A-5
63584-00v	50-46
63585-00v	50-47
63585-01v	50-47
63586-00v	50-49
63586-01v	50-49
63587-00v	50-50
63587-01v	50-51
63588-00v	50-52
63589-00v	50-46
63591-00v	60-19
63594-00v	48-5
63594-01v	48-5
63595-00v	2-9
63596-00v	8-22
63600-24v	33-24
63600-24v	56-1
63600-28v	33-24
63600-28v	56-1
63601-00v	56-31
63601-13v	56-31
63603-00v	64-1
63603-07v	64-2a
63603-08v	64-2
63603-13v	64-3
63603-14v	64-3
63603-17v	64-3
63603-18v	64-3
63603-19v	64-1

Part Number	Fig. and Index
63605-00v	62-16
63605-00v	63-12
63609-00v	62-3
63610-00v	62-1
63611-00v	62-2
63612-00v	62-7
63612-06v	62-7
63612-09v	62-7
63612-11v	62-7
63613-00v	62-6
63614-00v	62-8
63614-05v	62-8
63615-00v	62-9
63615-04v	62-9
63616-00v	62-11
63616-09v	62-11
63617-00v	62-10
63617-08v	62-10
63617-11v	62-10
63617-14v	62-10
63617-15v	62-10
63618-00v	64-21
63619-08v	64-14
63621-00v	62-12
63621-02v	62-12
63631-00v	56-9
63632-06v	56-11
63632-07v	56-11
63633-02v	30-20
63633-02v	31-23
63633-02v	32-27
63633-03v	30-20
63633-03v	31-23
63633-04v	62-18
63633-05v	56-32
63633-06v	56-33
63633-07v	30-1
63633-07v	31-42
63633-07v	31A-14
63633-07v	31B-15
63633-08v	30-24
63633-08v	31B-32
63633-09v	30-3
63633-10v	30-1
63633-11v	56-34
63633-12v	56-34
63633-13v	52-106
63633-14v	10-35
63633-14v	31A-16
63633-15v	10-35
63633-15v	31A-17
63633-17v	66-4
63633-18v	31-42
63633-18v	66-5
63633-19v	31-41
63633-19v	31A-15
63633-20v	66-7
63633-21v	31-43
63633-23v	51-96
63633-23v	51-109

Part Number	Fig. and Index
63633-23v	52-106
63633-23v	52-124
63633-23v	53-55
63633-24v	31-42
63633-24v	66-5
63633-25v	10-35
63633-26v	31-42
63633-27v	31-41
63633-29v	31-23
63633-37v	31-43
63633-38v	31-41
63633-38v	31A-15
63633-39v	30-20
63633-45v	32-18
63633-46v	58-26
63633-47v	10-36
63633-47v	11-40
63633-51v	32-26
63633-52v	56-79
63633-55v	31A-18
63633-56v	31A-19
63633-56v	31B-17
63633-57v	58-38
63633-59v	31A-18
63633-60v	31A-16
63633-61v	31B-18
63633-63v	58-38
63633-67v	58-73
63633-68v	58-74
63633-87v	57-18
63633-87v	57A-25
63633-88v	57-17
63633-88v	57A-24
63633-89v	31A-14
63633-100v	32B-31
63633-104v	51-109
63635-00v	56-17
63636-00v	56-18
63637-00v	56-19
63637-02v	56-19
63639-00v	64-20
63642-02v	60-16
63642-03v	60-17
63645-00v	60-18
63646-00v	60-19
63652-02v	60-10
63652-04v	60-9
63652-05v	60-9
63655-00v	56-35
63656-00v	57-38
63656-00v	57A-35
63656-00v	58-16
63656-00v	66-17
63659-00v	56-56
63666-02v	60-1
63670-00	66-52
63672-00v	56-84
63674-00v	56-13
63679-00v	64-20
63680-00v	56-31



Part Number	Fig. and Index
63684-04v	56-30
63684-04v	57-20
63684-04v	57A-13
63684-04v	58-37
63684-04v	66-109
63690-00v	64-25
63693-00v	62-2
63693-03v	62-2
63694-00v	33-24
63694-00v	56-1
63695-00v	71-22
63696-00v	71-23
63697-00v	71-24
63698-00v	71-25
63699-00v	62-15
63699-03v	62-15
63700-00v	64-14
63701-00v	56-17
63704-00v	60-21
63705-02v	60-6
63705-03v	60-7
63706-00v	62-10
63706-08v	62-10
63706-09v	62-10
63707-00v	62-1
63709-00v	62-11
63709-05v	62-11
63709-08v	62-11
63712-00v	60-12
63716-00v	62-13
63717-00v	56-4
63718-00v	56-3
63723-02v	60-7
63723-03v	60-6
63726-02v	60-2
63726-03v	60-5
63726-04v	60-3
63726-05v	60-4
63732-00v	56-36
63735-00v	60-16
63740-02v	49-40
63740-03v	49-41
63740-04v	49-42
63744-02v	49-39
63744-06v	26-34
63744-09v	22-30
63744-09v	23-19
63744-11v	42-6
63744-12v	42-7
63745-00v	62-11
63745-04v	62-11
63750-00v	64-1
63750-02v	64-3
63750-03v	64-3
63750-06v	64-1
63750-07v	64-3
63750-08v	64-3
63751-00v	16-32
63753-00v	16-32
63755-00v	16-32

Part Number	Fig. and Index
63757-00v	16-32
63760-03v	66-30
63760-04v	57-2
63765-00v	10-7
63765-02v	10-7
63765-03v	10-7
63766-00v	16-55
63766-00v	17-47
63778-00v	80-1a
63779-00v	76-18
63781-00v	76-9
63782-00v	76-8
63782-03v	76-17
63782-04v	76-8
63785-00v	54-71
63795-00v	51-15
63795-00v	52-15
63797-00v	51-38
63797-00v	52-38
63798-00v	51-18
63798-00v	51-20
63798-00v	52-18
63798-00v	52-20
63801-00v	51-10
63801-00v	52-10
63802-00v	51-11
63802-00v	52-11
63803-00v	52-12
63803-04v	51-12
63803-04v	52-12
63803-04v	53-57
63803-04v	55-25
63806-00v	51-13
63806-00v	52-13
63806-00v	53-66
63807-00v	51-14
63807-00v	52-14
63807-00v	53-67
63823-00v	52-15
63824-00v	51-16
63824-00v	52-16
63824-00v	53-58
63824-03v	55-26
63824-06v	53-58
63824-08v	55-26
63824-10v	51-16
63825-00v	51-17
63825-00v	52-17
63825-00v	53-59
63825-03v	55-27
63825-06v	53-59
63825-06v	55-27
63825-08v	51-17
63826-00v	52-18
63827-00v	51-19
63827-00v	52-19
63832-00v	25-78
63832-00v	26-99
63832-00v	27-89
63834-00v	51-84

Part Number	Fig. and Index
63834-00v	52-89
63835-00v	52-23
63837-00v	51-24
63837-00v	52-24
63837-00v	53-68
63838-00v	51-25
63838-00v	52-25
63838-00v	53-69
63839-00v	52-26
63839-02v	52-26
63839-03v	51-26
63840-00v	52-30
63840-02v	51-30
63845-00v	52-20
63846-00v	51-36
63846-00v	52-36
63848-00v	52-39
63849-00v	51-89
63849-00v	52-95
63858-00v	68-8
63859-00v	68-9
63861-00v	69-1
63868-00v	69-3
63871-00v	91-14
63872-00v	92-9
63873-00v	92-10
63875-05v	68-26
63879-00v	68-12
63882-08v	74-70
63882-09v	77-82
63882-09v	78-35
63882-25v	75-52
63882-26v	42-8
63882-27v	42-9
63882-28v	42-26
63882-29v	42-27
63882-30v	42-28
63882-31v	31A-46
63882-31v	31B-19
63882-31v	32-49
63882-35v	84-10
63885-00v	91-3
63885-05v	91-3
63888-00v	68-32
63897-03v	32A-28
63900-07v	28-1
63900-10v	77-5
63900-11v	39-39
63900-12v	77-6
63900-13v	77-7
63900-14v	63-13
63900-16v	77-9
63900-19v	2-20
63900-19v	77-85
63900-20v	2-21
63900-21v	77-8
63900-21v	77-10
63900-24v	28-10
63900-24v	28A-36
63990-24v	29-16

Part Number	Fig. and Index
63900-25v	20-13
63900-26v	74-68
63900-27v	77-11
63900-27v	77-48
63900-28v	30-13
63900-28v	31-25
63900-29v	77-12
63900-30v	3-11
63900-31v	49-21
63900-31v	74-26
63900-31v	74-71
63900-31v	75-29
63900-37v	74-27
63900-37v	75-30
63900-38v	76-25
63900-39v	76-26
63900-41v	33-11a
63900-44v	25-44
63900-44v	26-25
63900-44v	27-54
63900-44v	27A-63
63900-46v	12-24
63900-47v	12-23
63900-50v	24-91
63900-53v	28-2
63900-53v	28A-34
63900-54	28-30
63900-54v	28A-7
63900-55v	78-21
63900-56v	78-20
63900-61v	78-23
63900-66v	85-5
63900-67v	85-6
63900-85v	38-37
63900-88v	38-11
63900-89v	38-14
63900-96v	58-24
63900-99v	76-19c
63900-103v	39-40
63900-109v	35-20
63900-112v	35-21
63900-115v	39-38
63900-119v	57B-24
63900-120v	34-20
63900-121v	59-24c
63900-121v	67A-13
63900-122v	35-21
63900-130v	38-12
63900-131v	46-26
63900-131v	47-28
63900-133v	55-122
63900-145v	28A-34
63900-148v	28A-35
63900-148v	29-17
63900-149v	28A-35
63900-149v	29-18
63900-159v	39-40
63901-02v	45-24
63901-03v	45-27
63901-04v	45-28

Part Number	Fig. and Index
63901-05v	52-40
63901-06v	52-41
63901-07v	51-42
63901-07v	52-42
63901-07v	53-51
63901-07v	55-29
63901-08v	52-43
63901-09v	46-22
63901-09v	47-6
63901-09v	48-2
63901-10v	52-23
63901-11v	51-64
63901-11v	52-40
63901-11v	52-72
63901-12v	51-40
63901-12v	51-43
63901-12v	52-23
63901-12v	52-40
63901-12v	52-41
63901-12v	53-47
63901-13v	52-43
63901-13v	55-23
63901-14v	51-112
63901-14v	52-40
63901-14v	52-127
63901-14v	53-45
63901-15v	51-64
63901-15v	53-54
63901-15v	55-30
63901-16v	66-12
63901-17v	37-3
63901-17v	39-42
63901-18v	51-43
63901-18v	52-43
63901-19v	53-49
63901-20v	57-10
63901-21v	48-3
63901-21v	48-26
63901-21v	84-13
63901-22v	48-4
63901-23v	55-23
63901-24v	55-23
63901-26v	57A-22
63901-26v	66-11
63901-27v	56-72
63901-27v	57-31
63901-27v	57A-26
63901-27v	66-13
63901-29v	48-26
63901-30v	84-14
63901-36v	58-93
63901-38v	54-12
63901-39v	54-13
63901-40v	54-13a
63901-41v	54-14
63901-41v	84-15
63901-43v	57A-23
63901-43v	58-25
63901-44v	55-29
63901-45v	54-13a

Part Number	Fig. and Index
63901-46v	54-11
63901-69v	56-17
63901-69v	56-18
63901-72v	56-17
63901-72v	56-18
63902-02v	45-29
63902-03v	56-40
63902-03v	57-48
63902-03v	66-93
63902-04v	56-41
63902-05v	30-35
63902-05v	31-6
63902-06v	30-10
63902-06v	31-26
63902-07v	30-43
63902-07v	31-15
63902-08v	56-41
63902-08v	57-50
63902-08v	66-95
63902-10v	31-26
63902-11v	31-15
63902-16v	56-40
63902-16v	57-48
63902-16v	66-93
63902-17v	56-41
63902-17v	57-50
63902-17v	66-95
63902-18v	30-10
63902-18v	30-35
63902-18v	31-6
63902-19v	30-43
63902-20v	31-26
63904-02v	20-10
63904-03v	20-16
63904-04v	20-19
63904-06v	68-33
63904-07v	68-34
63904-08v	68-36
63904-08v	68-37
63904-10v	49-32
63904-11v	20-10
63904-12v	68-35
63904-19v	68-36
63904-20v	68-37
63904-21v	68-35
63904-25v	32D-10
63904-26v	32D-11
63904-27v	32D-12
63904-29v	19-13
63904-29v	19A-15
63904-29v	19B-16
63904-55v	32A-18
63904-56v	32A-15
63904-60v	32A-15
63904-63v	32B-32
63904-64v	32B-32
63904-66v	32D-11
63904-69v	32A-15
63904-70v	32D-10
63906-02v	49-33

Part Number	Fig. and Index
63907-00v	20-1
63909-00v	13-21
63910-00v	57-34
63910-00v	57A-31
63910-00v	66-18
63910-02v	58-13
63911-00v	57-35
63911-00v	57A-32
63911-00v	58-12
63911-00v	66-19
63912-00v	57-36
63912-00v	57A-33
63912-00v	58-14
63912-00v	66-20
63913-03v	52-44
63913-03v	54-15
63913-04v	51-74
63913-04v	52-82
63913-04v	53-100
63913-04v	54-78
63913-04v	55-94
63913-05v	18-18
63913-06v	19-11
63913-06v	19A-9
63913-06v	19B-10
63913-07v	18-27
63913-07v	19-10
63913-07v	19A-10
63913-07v	19B-11
63913-08v	18-17
63913-09v	18-10
63913-10v	46-23
63913-10v	47-7
63913-11v	51-44
63913-11v	52-44
63913-11v	53-52
63913-13v	56-26
63913-14v	51-92
63913-14v	52-98
63913-15v	52-99
63913-16v	52-100
63913-17v	52-101
63913-18v	52-102
63913-19v	52-103
63913-20v	52-104
63913-21v	52-99
63913-21v	52-102
63913-23v	52-102
63913-24v	52-101
63913-24v	55-24
63913-25v	51-115
63913-25v	52-22
63913-25v	52-104
63913-25v	53-46
63913-26v	55-31
63913-26v	57A-21
63913-26v	58-11
63913-28v	18-10
63913-28v	19A-11
63913-28v	19B-12

Part Number	Fig. and Index
63913-29v	66-9
63913-30v	66-10
63913-31v	51-93
63913-31v	51-94
63913-32v	20-30
63913-34v	20-4
63913-34v	21-3
63913-34v	21-11
63913-35v	20-31
63913-35v	21-10
63913-37v	20-5
63913-37v	21-4
63913-40v	51-94
63913-40v	52-101
63913-40v	52-104
63913-40v	53-48
63913-41v	53-50
63913-42v	57-30
63913-42v	57A-27
63913-44v	18-12
63913-44v	19A-12
63913-44v	19-8
63913-44v	19B-13
63913-46v	66-9
63913-47v	18-12
63913-47v	19-9
63913-47v	19A-13
63913-47v	19B-14
63913-48v	67-15
63913-49v	19A-14
63913-49v	19B-15
63913-50v	18-28
63913-50v	18-28a
63913-57v	18-24
63913-59v	21-9
63913-63v	18-24
63913-64v	58-52
63913-65v	19-12
63913-65v	19A-11
63913-65v	19B-12
63913-66v	84-41
63913-69v	67A-42
63913-70v	21-21
63913-74v	56-26
63913-104v	21-10
63913-105v	21-9
63914-04v	30-36
63914-04v	31-7
63914-05v	30-11
63914-05v	31-27
63914-06v	30-44
63914-06v	31-16
63914-07v	46-24
63914-07v	47-12
63915-02v	51-45
63915-02v	52-45
63915-02v	55-72
63915-03v	56-43
63915-03v	57-40
63915-03v	66-97

Part Number	Fig. and Index
63915-04v	56-44
63915-04v	57-26
63915-04v	66-98
63915-05v	68-39
63915-06v	46-25
63915-06v	47-13
63915-07v	55-73
63915-08v	51-113
63915-08v	52-128
63915-09v	67-7
63915-10v	67-8
63915-11v	53-81
63915-12v	55-73
63915-13v	53-80
63915-14v	53-80
63915-14v	54-28
63915-18v	51-45
63915-18v	55-72
63915-20v	67A-30
63915-21v	57B-34
63916-02v	56-45
63916-02v	57-52
63916-02v	66-105
63918-00v	16-41
63920-00v	80-2
63921-00v	16-40
63922-00v	16-25
63922-02v	16-25
63925-00v	57-37
63925-00v	57A-34
63925-00v	58-15
63930-00v	25-35
63930-00v	26-27
63933-00v	37-54
63935-02v	30-31
63936-00v	51-37
63936-00v	52-37
63937-00v	52-38
63940-00v	25-36
63940-00v	26-28
63940-02v	25-36
63940-02v	26-28
63940-03v	25-36
63940-03v	26-28
63940-04v	25-36
63940-04v	26-28
63940-05v	25-36
63940-05v	26-28
63940-06v	26-28
63942-00v	2-19
63942-01v	2-19
63947-00v	15-30
63949-00v	25-75
63949-00v	26-100
63949-00v	27-90
63949-02v	25-76
63949-02v	26-101
63949-02v	27-91
63949-03v	25-77
63949-03v	26-102
63949-03v	27-92

Part Number	Fig. and Index
63950-03v	16-46
63950-04v	16-47
63950-00v	51-77
63954-00v	52-77
63954-00v	53-102
63954-00v	54-73
63954-00v	55-96
63964-00v	56-54
63964-00v	57-19
63976-24v	54-32
63977-00v	68-38
63980-00v	92-1
63983-00v	92-2
63984-02v	92-3
63984-03v	92-3
63984-04v	92-3
63984-05v	92-3
63985-00v	92-8
63994-00v	24-60
63994-00v	30-47
63994-00v	31-32
63994-02v	24-60
63994-02v	30-47
63994-03v	24-60
63994-03v	31-32
63994-04v	24-60
63994-04v	31-32
63994-05v	24-60
63994-05v	30-47
63994-05v	31-32
63994-06v	24-60
63994-06v	30-47
63994-06v	31-32
63994-07v	24-60
63994-07v	30-47
63994-07v	31-32
63994-08v	24-60
63994-08v	30-47
63998-14v	2-15
63998-14v	51-71
63998-14v	52-73
63998-14v	53-98
63998-14v	54-69
63998-14v	55-92
63998-15v	2-15
63998-15v	51-71
63998-15v	52-73
63998-15v	53-98
63998-15v	54-69
65000-00v	33-24
65000-00v	66-29
65003-03v	13-37
65003-03v	82-13
65003-03v	83-13
65003-04v	74-69
65003-05v	66-67
65003-06v	77-83
65003-06v	78-36
65003-07v	77-84
65003-10v	22-34
65003-10v	23-20

Part Number	Fig. and Index
65003-13v	75-28
65003-15v	34-24
65003-16v	34-25
65003-21v	84-50
65003-25v	42-29
65003-27v	42-30
65003-28v	42-31
65003-30v	84-51
65003-36v	84-9
65003-44v	38-18
65003-45v	34-54
65003-46v	34-53
65003-47v	28A-5
65003-48v	38-55
65003-48v	84-9
65003-55v	32C-12
65003-56v	32C-6
65005-00v	37-41
65006-00v	37-43
65007-00v	33-37
65010-03v	33-28
65010-04v	33-50
65012-00v	66-45
65020-06v	4-13
65020-06v	5-11
65020-07v	4-13
65020-07v	5-11
65030-00v	66-32
65031-00v	66-32a
65034-00v	50-8
65034-01v	50-8
65038-00v	66-48
65039-00v	66-49
65040-00v	31-9
65041-00v	66-50
65044-00v	66-41a
65046-00v	66-44
65047-00v	33-71
65050-00v	13-35
65050-00v	82-10
65050-00v	82-12
65050-00v	83-11
65052-00v	66-46
65052-02v	66-46
65054-00v	14-12
65056-00v	4-34
65057-00v	66-47
65064-00v	88-18
65068-00v	66-60
65068-25v	66-60
65069-03v	66-53
65070-00v	66-59
65070-02v	66-59
65070-03v	66-59
65070-04v	66-59
65070-06v	66-59
65071-00v	13-50
65072-00v	13-51
65074-00v	28-3
65074-02v	28-3
65074-03v	28-3

Part Number	Fig. and Index
65074-04v	28-3
65077-00v	13-52
65086-00v	66-60
65086-02v	66-60
65087-00v	8-1
65087-03v	8-6
65087-04v	8-10
65087-05v	8-7
65088-00v	8-12
65088-02v	8-21
65088-02v	10-1
65088-03v	8-23a
65088-04v	8-23a
65089-00v	8-26
65089-00v	13-1
65089-02v	8-29
65089-03v	8-28
65089-04v	8-26
65089-04v	13-1
65097-00v	66-33
65098-00v	66-34
65099-00v	66-35
65100-00v	66-36
65101-00v	66-37
65102-00v	66-38
65103-02v	66-43
65107-00v	55-109
65108-04v	55-110
65108-05v	55-110
65111-00v	10-2
65111-02v	10-2
65114-00v	15-37
65114-00v	85-8
65116-00v	12-42
65117-00v	12-42
65126-00v	13-48
65126-01v	13-49
65127-00v	13-49
65130-00v	8-35
65134-02v	10-23
65134-02v	11-30
65134-03v	10-24
65134-03v	11-30
65134-04v	10-25
65134-04v	11-31
65134-05v	10-29
65134-05v	11-42
65134-06v	10-29
65134-06v	11-42
65137-00v	66-39
65139-00v	66-42
65140-00v	10-7
65142-00v	66-64
65142-07v	66-64a
65142-08v	66-64b
65148-00v	64-10
65148-00v	65-12
65148-00v	66-55
65148-01v	64-10
65148-01v	65-12
65148-01v	66-55



Part Number	Fig. and Index
65151-00v	64-19
65151-00v	65-23
65151-00v	66-61
65152-02v	55-32
65152-03v	55-33
65152-04v	55-34
65152-05v	55-35
65152-06v	55-36
65152-07v	55-44
65152-09v	51-10
65152-09v	51-11
65152-09v	53-64
65152-09v	55-35
65152-09v	55-43
65152-10v	67-24
65152-11v	53-28
65152-12v	55-32
65152-13v	55-33
65152-14v	55-32
65152-17v	55-33
65152-20v	55-34
65152-21v	55-35
65153-00v	55-37
65153-03v	55-37
65154-00v	55-38
65155-00v	55-39
65157-00v	55-41
65165-00v	20-10
65165-11v	20-10
65165-12v	20-16
65165-13v	20-19
65165-14v	49-32
65165-15v	20-10
65165-17v	20-6
65165-17v	21-5
65165-25v	49-32
65165-87v	32C-24
65169-00v	66-41
65177-00v	24-101
65179-00v	8-23
65182-00v	16-49
65182-00v	17-12
65182-02v	16-49
65182-02v	17-12
65185-00v	66-40
65192-00v	92-10
65192-00v	93-14
65192-09v	93-14
65196-05v	55-86
65196-06v	55-86
65196-07v	55-86
65199-00v	71-25
65201-00v	16-25
65202-00v	64-30
65202-00v	66-117
65202-05v	64-30
65202-05v	65-6
65202-05v	66-117
65203-00v	43-5
65203-01v	43-5

Part Number	Fig. and Index
65204-02v	16-38
65205-02v	16-46
65208-00v	66-31
65208-03v	57-3
65208-03v	66-31
65209-00v	66-30
65210-00v	66-110
65211-00v	13-53
65212-00v	13-54
65216-00v	79-13
65219-00v	26-74
65219-00v	27-73
65219-00v	27A-61
65219-00v	55-83a
65221-00v	66-14
65224-02v	25-1
65224-02v	26-7
65224-03v	25-1
65224-04v	25-1
65224-04v	26-7
65224-05v	26-7
65224-06v	25-1
65224-06v	26-7
65224-07v	26-7
65225-00v	66-16
65230-00v	66-63
65235-00v	66-68
65238-02v	25-5b
65238-03v	24-77
65238-04v	25-5b
65238-05v	24-77
65238-06v	25-5b
65238-07v	24-77
65238-08v	25-5b
65238-09v	24-77
65238-10v	25-5b
65238-11v	24-77
65238-12v	25-5b
65238-13v	24-77
65240-00v	64-13a
65240-00v	65-9
65240-01v	64-13a
65240-01v	65-9
65241-00v	64-13b
65241-00v	65-10
65244-00v	77-87
65244-00v	78-46
65245-00v	77-88
65245-00v	78-50
65246-00v	77-89
65246-00v	78-37
65247-00v	77-90
65248-00v	77-91
65248-00v	78-42
65249-00v	77-92
65249-00v	78-38
65250-00v	77-93
65250-00v	78-3
65251-00v	77-94
65251-00v	78-47

Part Number	Fig. and Index
65252-00v	77-95
65252-00v	78-39
65253-00v	77-96
65253-00v	78-40
65254-00v	77-97
65254-00v	78-27
65255-00v	77-98
65256-00v	77-99
65257-00v	77-100
65259-00v	66-73
65260-00v	66-74
65261-00v	66-2
65262-00v	66-65
65263-00v	66-66
65265-00v	6-8
65265-01v	6-8
65267-00v	50-26
65269-02v	27-60
65269-02v	27A-43
65280-00v	33-39
65281-00v	55-28
65286-02v	28-36
65286-03v	28-36
65286-04v	28-36
65286-05v	24-74
65286-05v	25-5d
65286-05v	26-72
65286-05v	27-24
65286-05v	27A-47
65286-06v	24-74
65286-06v	25-5d
65286-06v	26-72
65286-06v	27-24
65286-06v	27A-47
65286-07v	24-74
65286-07v	25-5d
65286-07v	26-72
65286-07v	27-24
65286-07v	27A-47
65286-08v	24-74
65286-08v	26-72
65286-08v	27-24
65286-08v	27A-47
65287-02v	24-59
65287-02v	31-35
65287-03v	24-59
65287-03v	31-35
65287-04v	24-59
65287-04v	31-35
65288-02v	25-4
65288-03v	25-4
65288-04v	25-4
65288-05v	25-4
65288-06v	25-4
65288-07v	25-4
65289-00v	55-85
65290-02v	25-7
65290-03v	25-7
65290-04v	25-7
65290-05v	25-7

Part Number	Fig. and Index
65290-06v	25-7
65290-07v	25-7
65291-00v	66-56
65291-03v	64-13
65291-03v	65-4
65291-03v	66-58
65291-04v	64-11
65291-04v	65-2
65293-00v	49-44
65294-02v	25-5
65294-03v	25-5
65294-04v	25-5
65294-05v	25-5
65294-06v	25-5
65294-07v	25-5
65294-08v	25-5
65294-09v	25-5
65294-10v	25-5
65300-00v	50-46
65304-00v	24-76
65304-00v	25-5f
65304-00v	26-69
65304-00v	27-21
65304-00v	27A-44
65304-00v	28-34
65307-00v	24-5
65308-02v	24-69
65308-03v	24-69
65308-04v	24-69
65308-05v	24-69
65308-06v	24-69
65308-07v	24-69
65308-08v	24-69
65308-09v	24-69
65308-10v	24-69
65309-02v	25-6
65309-03v	25-6
65309-04v	25-6
65309-05v	25-6
65309-06v	25-6
65309-07v	25-6
65311-02v	25-51
65311-02v	27-13
65311-03v	25-52
65311-03v	27-14
65312-00v	16-48
65313-00v	16-51
65318-00v	30-61
65318-00v	31-28
65318-00v	31A-22
65318-00v	31B-20
65318-00v	32-35
65319-02v	37-39
65319-03v	37-39
65319-04v	37-39
65324-02v	25-53
65324-03v	25-53
65324-03v	27-32
65324-03v	27A-23
65324-04v	25-53



Part Number	Fig. and Index
65324-04v	27-32
65324-04v	27A-23
65324-05v	25-53
65324-05v	27-32
65324-05v	27A-23
65324-06v	27-32
65324-06v	27A-23
65328-00v	25-16
65328-02v	25-16
65330-02v	37-20
65330-03v	37-20
65331-00v	43-1
65332-00v	43-2
65333-00v	92-9
65333-00v	93-12
65333-04v	93-13
65334-00v	64-19a
65334-00v	65-14
65334-00v	66-60a
65338-02v	24-70
65338-03v	24-70
65338-04v	24-70
65339-02v	25-5a
65339-03v	25-5a
65339-04v	25-5a
65340-00v	50-25
65341-00v	50-25a
65342-00v	50-18
65342-02v	50-18
65343-00v	15-35
65344-00v	55-75
65345-03v	50-16
65347-02v	24-44
65356-00v	24-12
65359-00v	68-2
65364-03v	55-16
65364-04v	55-15
65364-04v	55-17
65364-05v	55-18
65365-02v	55-19
65365-03v	55-20
65365-04v	55-21
65366-00v	55-22
65368-00v	33-72
65370-00v	55-83b
65372-00v	68-61
65376-00v	66-15
65382-00v	14-22
65383-00v	14-22
65384-00v	8-40
65384-00v	9-42
65388-17v	49-57
65388-18v	49-57
65389-00v	55-80
65392-00v	55-76
65396-00v	55-90
65397-00v	55-83c
65401-00v	55-81
65402-00v	66-64
65403-00v	57-23

Part Number	Fig. and Index
65403-00v	57A-16
65403-00v	66-65
65406-07v	55-83
65406-08v	55-83
65406-09v	55-83
65407-00v	55-77
65407-05v	55-77
65409-00v	13-65
65410-02v	55-84
65410-03v	55-84
65410-04v	55-84
65410-06v	55-84
65412-00v	55-40
65413-00v	33-31
65414-00v	13-54
65415-00v	13-53
65418-00v	66-47
65419-00v	66-45
65420-00v	66-44
65421-00v	16-32
65422-00v	31-9
65422-00v	31A-4
65426-00v	12-31
65426-01v	12-31
65428-00v	13-53
65429-00v	55-12
65430-00v	37-43
65435-00v	67-10
65438-00v	67-16
65438-00v	67A-43
65439-02v	24-59
65439-02v	30-52
65439-02v	31-35
65439-03v	24-59
65439-03v	30-52
65439-03v	31-35
65439-04v	24-59
65439-04v	30-52
65439-04v	31-35
65439-05v	24-59
65439-05v	30-52
65440-02v	24-3
65440-03v	49-12
65442-00v	66-51
65442-03v	60-15
65443-03v	8-12
65443-04v	8-21
65443-04v	10-1
65444-00v	8-1
65444-02v	8-6
65448-00v	16-32
65451-02v	67-5
65453-00v	55-39
65454-00v	55-40
65455-00v	64-29
65455-00v	66-8
65458-02v	10-23
65458-03v	10-24
65458-04v	10-25
65458-05v	10-29

Part Number	Fig. and Index
65458-06v	10-29
65459-00v	13-54
65461-05v	55-86
65461-06v	55-86
65461-07v	55-86
65461-09v	55-86
65461-11v	55-86
65461-13v	55-86
65461-15v	55-86
65461-17v	55-86
65465-00v	66-16
65466-00v	67-24
65467-00v	8-26
65467-00v	13-1
65467-02v	8-28
65467-02v	9-25
65467-03v	8-27
65467-03v	9-26
65472-00v	66-16
65475-02v	25-5
65475-03v	25-5
65475-04v	25-5
65476-00v	8-1
65476-02v	8-6
65478-00v	56-70
65480-00v	62-1
65481-00v	24-5
65494-00v	15-42
65497-00v	25-34
65497-00v	26-26
65497-00v	27-79
65501-00v	29-1
65501-02v	29-1
65501-03v	29-1
65501-04v	29-1
65501-05v	29-1
65505-00v	29-6
65506-00v	14-23
65506-02v	14-23
65511-00v	14-16
65513-00v	26-36
65514-00v	26-43
65514-02v	26-43
65514-03v	26-43
65514-04v	26-43
65514-05v	26-43
65515-00v	29-2
65515-02v	29-2
65515-03v	29-2
65515-04v	29-2
65515-05v	29-2
65519-00v	29-5
65520-00v	26-63
65520-00v	29-14
65522-00v	57-63
65524-00v	88-2
65525-00v	30-18
65525-00v	31-20
65526-02v	2-18
65526-03v	2-18

Part Number	Fig. and Index
65528-00v	73-6
65530-00v	26-1a
65530-00v	26-73
65530-00v	26-84
65531-00v	88-25
65533-00v	13-52
65534-00v	8-26
65534-00v	9-24
65534-00v	13-1
65534-02v	8-29
65534-02v	9-27
65534-03v	8-27
65534-03v	9-26
65534-04v	8-28
65534-04v	9-25
65534-05v	9-24
65534-05v	13-1
65534-06v	9-24
65534-06v	13-1
65536-00v	13-24
65537-00	13-28
65538-00v	13-27
65540-00v	60-9
65540-02v	60-9
65542-00v	60-11
65543-00v	60-11
65545-00v	31-9
65545-00v	31A-4
65546-00v	25-15
65546-00v	26-12
65546-00v	27-51
65546-00v	27A-50
65547-00v	10-2
65549-03v	68-17
65550-02v	16-37
65550-03v	16-38
65550-04v	16-38
65555-00v	10-5
65556-00v	8-36
65556-00v	9-32
65556-02v	8-36
65556-02v	9-32
65557-00v	15-25
65558-00v	15-24
65563-00v	8-12
65563-02v	8-21
65563-02v	10-1
65563-03v	8-13
65563-04v	12-22
65563-04v	22-46
65563-05v	12-22
65563-05v	22-46
65563-07v	8-24
65563-07v	9-21
65563-07v	12-1
65563-08v	9-21
65563-08v	12-1
65564-02v	25-32
65564-02v	26-65
65564-02v	27-66



Part Number	Fig. and Index
65564-02v	27A-60
65567-00v	24-40
65570-00v	12-38
65570-01v	12-38
65571-00v	10-14
65571-00v	11-17
65572-00v	12-29
65572-01v	12-29
65575-00v	55-39
65576-00v	55-40
65577-00v	55-41
65578-00v	55-36
65586-00v	7-13
65586-01v	7-13
65587-00v	7-14
65588-00v	7-2
65589-00v	7-3
65590-01v	2-12
65590-01v	7-1
65591-00v	2-12
65591-00v	7-1
65592-00v	7-2
65592-01v	7-2
65593-01v	7-15
65594-01v	7-14
65600-00v	8-26
65600-00v	13-1
65600-02v	9-24
65600-02v	13-1
65600-03v	9-24
65600-03v	13-1
65600-04v	9-24
65600-04v	13-1
65603-00v	56-71
65604-00v	80-1
65604-07v	80-1
65604-10v	80-1
65604-11v	80-1
65604-15v	80-1
65604-16v	80-1
65605-02v	25-5
65605-03v	25-5
65605-04v	25-5
65610-02v	25-7
65610-03v	25-7
65610-04v	25-7
65611-00v	8-1
65611-02v	8-6
65611-04v	8-3
65611-04v	9-8
65611-06v	8-10
65611-06v	9-9
65611-07v	8-7
65611-07v	9-9
65611-10v	8-6
65611-11v	8-1
65612-02v	25-6
65612-03v	25-6
65612-04v	25-6
65612-05v	25-6

Part Number	Fig. and Index
65612-06v	25-6
65612-07v	25-6
65613-02v	25-4
65613-03v	25-4
65613-04v	25-4
65613-05v	25-4
65613-06v	25-4
65613-07v	25-4
65617-00v	30-11
65617-00v	30-36
65617-00v	30-44
65617-00v	31-7
65617-00v	31-27
65617-00v	57-49
65617-00v	66-94
65618-00v	57-51
65618-00v	66-96
65619-02v	24-69
65619-03v	24-69
65619-04v	24-69
65624-00v	8-1
65624-02v	8-6
65626-00v	25-72
65626-00v	27A-28
65626-10v	27A-28
65626-11v	27-13
65631-00v	24-5
65631-04v	24-15
65631-05v	24-16
65631-06v	24-5
65632-00v	78-13
65632-03v	78-13
65633-00v	78-4
65634-00v	13-63
65635-00v	78-6
65636-00v	13-17
65639-00v	78-14
65640-00v	15-7
65642-02v	22-36
65642-03v	22-36
65642-04v	22-37
65642-05v	22-38
65642-05v	22A-19
65642-09v	22-18
65642-09v	22-19
65642-10v	22-16
65642-11v	22-17
65642-12v	22-21
65642-12v	22A-28
65642-13v	22-20
65642-13v	22A-28
65642-14v	22-14
65642-15v	22-15
65642-16v	22-23
65642-16v	22A-26
65642-17v	22-22
65642-17v	22A-27
65642-18v	22-12
65642-18v	22A-24
65642-19v	22-13

Part Number	Fig. and Index
65642-19v	22A-25
65643-00v	22-44
65643-00v	22A-40
65644-00v	22-45
65644-00v	22A-41
65649-00v	72-3
65654-00v	76-6
65654-02v	76-6
65654-03v	76-6
65654-04v	76-6
65654-05v	76-6
65654-06v	76-6
65659-00v	22-39
65660-00v	22-40
65661-00v	22-41
65661-02v	22A-38
65664-00v	25-71
65664-00v	27A-27
65664-05v	27-14
65664-05v	27A-27
65667-00v	25-70
65667-00v	27-61
65667-00v	27A-42
65668-00v	24-99
65668-02v	24-99
65670-02v	25-1
65670-02v	27-1
65670-02v	27A-5
65670-03v	25-1
65670-03v	27-1
65670-03v	27A-5
65670-04v	25-1
65670-04v	27-1
65670-04v	27A-5
65670-09v	27-1
65670-09v	27A-5
65671-00v	28-3
65671-02v	28-3
65671-03v	28-3
65671-04v	28-3
65672-05v	25-2
65672-05v	27-62
65672-05v	27A-51
65673-00v	22-42
65673-02v	22A-37
65673-03v	22A-37
65674-05v	25-18
65674-05v	26-14
65674-05v	27-4
65674-05v	27A-9
65674-06v	25-18
65674-06v	26-14
65674-06v	27-4
65674-06v	27A-9
65674-07v	25-18
65674-07v	26-14
65674-07v	27-4
65674-07v	27A-9
65674-09v	26-14
65674-09v	27-4

Part Number	Fig. and Index
65674-09v	27A-9
65674-11v	27-4
65674-11v	27A-9
65674-13v	27-4
65674-13v	27A-9
65675-00v	22-43
65675-00v	22A-36
65676-02v	25-6
65676-03v	25-6
65676-04v	25-6
65677-02v	25-4
65677-03v	25-4
65677-04v	25-4
65688-00v	44-3
65688-01v	44-3
65688-02v	44-4
65688-03v	44-4
65691-00v	37-22
65699-00v	27-2
65699-00v	27A-6
65704-00v	28-4
65704-02v	28-4
65715-03v	50-80
65715-04v	50-78
65717-00v	28-19
65717-02v	28-20
65717-03v	28-33
65726-02v	49-2
65726-03v	49-2
65726-04v	49-4
65726-05v	49-3
65726-06v	49-3
65727-00v	24-113
65735-02v	25-67
65735-02v	26-87
65735-02v	27-64
65735-02v	27A-53
65735-03v	25-67
65735-03v	26-87
65735-03v	27-64
65735-03v	27A-53
65735-04v	25-67
65735-04v	26-87
65735-04v	27-64
65735-04v	27A-53
65735-05v	25-66
65735-05v	26-86
65735-05v	27A-52
65735-06v	25-66
65735-06v	26-86
65735-06v	27-63
65735-06v	27A-52
65735-07v	25-66
65735-07v	26-86
65735-07v	27-63
65735-07v	27A-52
65735-08v	26-87
65735-08v	27-64
65735-08v	27A-53
65735-09v	26-86



Part Number	Fig. and Index
65735-09v	27A-52
65735-10v	27-64
65735-10v	27A-53
65735-11v	27A-52
65735-12v	27-64
65735-12v	27A-53
65735-13v	27A-52
65735-14v	26-87
65735-14v	27-64
65735-14v	27A-53
65735-15v	26-86
65735-15v	27A-52
65735-16v	27-63
65735-16v	27A-52
65735-17v	27-64
65735-17v	27A-53
65739-00v	22-26
65741-00v	22-33
65741-00v	23-17
65742-00v	22-32
65742-00v	23-16
65745-00v	22-31
65746-00v	22-25
65756-00v	55-41
65757-00v	55-41
65761-02v	28-40
65761-03v	28-40
65761-04v	28-40
65761-05v	28-40
65761-06v	28-40
65761-07v	28-40
65761-08v	28-40
65761-09v	28-40
65761-10v	28-40
65761-11v	28-40
65763-00v	28-41
65763-01v	28-41
65764-02v	28-40
65764-03v	28-40
65764-04v	28-40
65764-05v	28-40
65764-06v	28-40
65764-07v	28-40
65764-08v	28-40
65764-09v	28-40
65773-00v	2-23
65774-00	28-9
65774-00v	28A-33
65777-00v	25-37
65778-00v	56-10
65779-00v	16-40a
65779-00v	17-12b
65780-00v	56-10
65782-00v	23-18
65784-00v	85-16
65788-00v	37-25
65797-02v	20-2
65797-02v	21-1
65798-00v	22-26
65798-00v	23-13
65798-02v	22-26

Part Number	Fig. and Index
65798-02v	23-13
65798-03v	23-13
65798-04v	23-13
65799-00v	24-65a
65799-00v	30-65
65799-00v	31-54
65803-00v	57-3
65803-00v	57A-4
65803-02v	57-3
65804-00v	57-64
65804-00v	57A-5
65804-04v	57-64
65805-00v	57-2
65805-00v	57A-3
65806-00v	57-65
65810-00v	66-47
65811-00v	66-44
65813-00v	66-45
65815-04v	2-14
65815-04v	55-104
65815-05v	2-14
65815-05v	55-104
65816-00v	55-42a
65821-00v	85-1
65821-02v	85-1
65824-00v	56-37
65824-00v	57-7
65824-00v	57A-8
65824-00v	58-81
65824-00v	66-1
65826-00v	22-25
65826-00v	23-12
65826-03v	22-25
65826-03v	23-12
65826-05v	23-12
65826-06v	23-12
65827-00v	56-55
65827-00v	57-27
65830-00v	9-1
65830-02v	9-5
65830-03v	9-7
65830-04v	9-1
65830-05v	9-5
65830-06v	9-1
65830-07v	9-5
65830-08v	9-1
65830-09v	9-5
65830-10v	9-1
65830-11v	9-5
65830-12v	9-1
65830-13v	9-5
65830-14v	9-1
65830-15v	9-5
65830-16v	9-1
65830-17v	9-5
65830-18v	9-1
65830-19v	9-5
65831-07v	17-1
65832-00v	31A-24
65833-00v	17-5
65834-00v	17-6

Part Number	Fig. and Index
65835-00v	17-3a
65836-00v	79-7
65839-03v	17-9
65839-04v	17-9
65839-06v	17-9
65840-00v	26-26
65840-00v	27-79
65840-00v	27A-31
65845-00v	10-2
65850-00v	10-2
65850-00v	57B-1
65852-02v	17-31
65861-00v	57A-29
65862-00v	17-12
65863-00v	17-12a
65865-00v	26-94
65865-00v	27-82
65865-00v	27A-73
65866-00v	26-93
65866-00v	27-81
65866-00v	27A-72
65867-00v	26-95
65867-00v	27-83
65867-00v	27A-74
65869-00v	26-96
65869-00v	27-49
65869-00v	27A-75
65870-00v	26-97
65870-00v	27-85
65870-00v	27A-76
65871-00v	26-98
65871-00v	27-84
65871-00v	27A-77
65881-00v	28-19
65881-02v	28-20
65881-03v	28-33
65888-00v	33-37
65889-00v	64-18
65889-00v	65-16
65889-00v	66-62
65890-00v	16-33
65891-02v	16-37
65895-00v	23-15
65896-00v	22-31
65896-00v	23-14
65896-02v	22-31
65896-02v	23-14
65898-00v	4-30
65898-00v	5-35
65898-01v	4-30
65898-01v	5-35
65898-04v	4-28
65898-04v	5-33
65899-00v	7-5
66529-00v	5-28
66530-00v	79-7
66532-00v	16-39
66532-00v	17-12c
66541-00v	10-22
66541-00v	11-24
66546-00v	80-30

Part Number	Fig. and Index
66546-00v	81-29
66547-00v	64-4
66551-00v	28-19
66551-02v	28-20
66551-03v	28-33
66551-04v	28-19
66551-05v	28-20
66551-06v	28-33
66561-00v	60-7
66563-00v	56-31
66572-00v	51-78
66572-00v	52-80
66572-00v	53-105
66572-00v	54-76
66572-00v	55-99
66572-00v	55-107
66580-02v	68-16
66580-02v	72-9
66580-02v	73-11
66582-00v	4-27
66582-01v	4-27
66586-00v	56-77
66588-00v	56-78
66595-00v	2-2
66595-00v	3-1
66595-01v	2-2
66595-01v	3-1
66597-00v	4-9
66597-01v	4-9
66598-00v	4-10
66598-00v	4-11
66598-00v	5-9
66598-00v	5-10
66598-01v	4-10
66598-01v	4-11
66598-01v	5-9
66598-01v	5-10
66599-00v	4-12
66599-01v	4-12
66601-02v	2-1
66601-03v	2-1
66601-04v	2-1
66601-05v	2-1
66602-00v	2-4
66602-00v	4-1
66602-01v	2-4
66602-01v	4-1
66602-02v	2-4
66602-02v	4-1
66602-03v	2-4
66602-03v	4-1
66609-00v	8-34
66609-00v	9-33
66609-00v	64-15
66616-00v	68-29
66618-00v	33-21
66620-00v	3-16
66621-00v	3-14
66623-00v	3-12
66623-01v	3-12
66630-00v	56-3



Part Number	Fig. and Index
66632-00v	68-86
66634-02v	67-9
66634-02v	67A-32
66634-04v	58-84
66635-00v	59-33
66641-00v	24-33
66643-00v	69A-9
66645-00v	17-27
66647-00v	24-104
66648-00v	24-105
66652-00v	24-62
66654-00v	24-25
66655-00v	24-5
66656-00v	24-5
66656-02v	24-5
66657-02v	24-5
66657-03v	24-5
66658-00v	79-7
66659-00v	79-1
66661-00v	82-5
66662-00v	33-24
66662-00v	56-1
66662-00v	57A-2
66669-00v	26-82
66670-00v	26-83
66676-00v	51-110
66677-00v	62-11
66679-00v	8-37
66681-00v	51-23
66682-02v	26-4
66682-03v	26-4
66682-04v	26-4
66682-05v	26-4
66683-02v	26-3
66683-03v	26-3
66683-04v	26-3
66683-05v	26-3
66684-02v	24-69
66684-03v	24-69
66684-04v	24-69
66684-05v	24-69
66684-06v	24-69
66684-07v	24-69
66684-08v	24-69
66684-09v	24-69
66685-02v	26-6
66685-03v	26-6
66685-04v	26-6
66685-05v	26-6
66685-06v	26-6
66685-07v	26-6
66685-08v	26-6
66685-09v	26-6
66686-02v	26-5
66686-03v	26-5
66686-04v	26-5
66686-05v	26-5
66686-06v	26-5
66686-07v	26-5
66686-08v	26-5

Part Number	Fig. and Index
66686-09v	26-5
66686-10v	26-5
66686-11v	26-5
66686-12v	26-5
66686-13v	26-5
66686-14v	26-5
66686-15v	26-5
66686-16v	26-5
66686-17v	26-5
66687-02v	26-50
66687-03v	26-50
66687-04v	26-50
66687-05v	26-50
66687-10v	26-50
66687-11v	26-50
66687-12v	26-50
66688-00v	13-27
66689-00v	13-24
66689-03v	13-24
66694-00v	8-1
66694-02v	8-6
66694-03v	8-10
66694-04v	8-7
66694-05v	8-1
66694-06v	8-6
66694-07v	8-1
66694-08v	8-6
66694-09v	8-1
66694-10v	8-6
66695-00v	10-12h
66696-00v	17-54
66699-00v	8-12
66699-02v	8-21
66699-02v	10-1
66699-04v	8-13
66699-05v	8-23a
66699-06v	8-12
66699-07v	8-21
66699-07v	10-1
66704-00v	60-9
66704-02v	60-10
66706-00v	10-2
66709-02v	26-43
66709-03v	26-43
66709-04v	26-43
66709-05v	26-43
66709-06v	26-43
66709-08v	26-43
66709-09v	26-43
66709-10v	26-43
66709-11v	26-43
66709-12v	26-43
66710-02v	26-10
66710-02v	27-87
66710-02v	27A-78
66710-03v	24-68
66710-04v	26-10
66710-05v	24-68
66710-06v	26-10
66710-06v	27-87

Part Number	Fig. and Index
66710-06v	27A-78
66710-07v	24-68
66710-08v	26-10
66710-08v	27-87
66710-08v	27A-78
66710-09v	24-68
66710-10v	27-87
66710-10v	27A-78
66710-11v	26-68
66710-12v	26-10
66710-12v	27-87
66710-12v	27A-78
66710-13v	26-68
66710-14v	27-87
66710-14v	27A-78
66710-15v	26-68
66710-28v	27-87
66710-28v	27A-78
66710-29v	24-68
66710-34v	27-87
66710-34v	27A-78
66710-35v	24-68
66710-36v	27-87
66710-36v	27A-78
66710-37v	24-68
66710-38v	27-87
66710-38v	27A-78
66710-39v	24-68
66710-40v	27-87
66710-40v	27A-78
66710-41v	24-68
66711-02v	26-1
66711-04v	26-1
66711-05v	26-1
66713-00v	69A-10
66713-00v	70-11
66722-00v	62-10
66724-00v	17-5
66725-00v	17-6
66728-00v	14-25
66729-00v	14-26
66730-00v	14-24
66734-03v	17-1
66735-00v	17-3
66736-00v	17-9
66740-02v	80-1
66740-03v	80-1
66740-04v	80-1
66744-00v	69A-7
66744-02v	69A-7
66746-00v	69A-13
66747-00v	69A-10
66748-00v	69A-12
66751-00v	85-18
66757-00v	85-7
66761-00v	3-10
66761-01v	3-10
66762-00v	4-18
66762-00v	5-21
66766-00v	6-6

Part Number	Fig. and Index
66766-01v	6-6
66767-00v	2-13
66767-00v	6-1
66767-01v	2-13
66767-01v	6-1
66767-02v	2-13
66767-02v	6-1
66767-03v	2-13
66767-03v	6-1
66768-00v	51-5
66768-00v	53-33
66768-00v	55-50
66769-00v	15-31
66770-00v	2-3
66770-00v	3-19
66770-01v	2-3
66770-01v	3-19
66770-02v	2-3
66770-02v	3-19
66770-04v	2-3
66770-04v	3-19
66771-00v	3-20
66771-01v	3-20
66772-00v	3-21
66772-01v	3-21
66772-02v	3-21
66772-04v	3-21
66780-00v	48-11
66788-00v	26-92
66788-01v	26-92
66788-02v	26-92
66788-03v	26-92
66788-04v	26-92
66788-05v	26-92
66788-06v	26-92
66788-07v	26-92
66789-00v	31A-11
66789-00v	31B-9
66789-00v	32-13
66789-00v	51-66
66789-00v	54-29
66789-00v	57A-39
66789-00v	58-35
66789-00v	58-36
66789-00v	59-37
66789-00v	68-6
66793-00v	24-1
66793-10v	24-1
66795-00v	14-6
66796-00v	14-2
66798-00v	86-21
66798-00v	86A-9
66800-00v	86-10
66802-02v	27-32
66802-02v	27A-23
66802-03v	27-32
66802-03v	27A-23
66802-04v	27-32
66802-04v	27A-23
66802-05v	27-32



Part Number	Fig. and Index
66802-05v	27A-23
66802-06v	27-32
66802-06v	27A-23
66802-07v	27-32
66802-07v	27A-23
66802-08v	27-32
66802-08v	27A-23
66802-09v	27-32
66802-09v	27A-23
66802-10v	27-32
66802-10v	27A-23
66804-00v	25-68
66804-00v	26-42
66804-00v	27-77
66804-00v	27A-65
66805-00v	25-69
66805-00v	26-41
66805-00v	27-78
66805-00v	27A-66
66817-00v	51-78
66817-00v	53-105
66817-00v	54-76
66817-00v	55-99
66817-00v	55-107
66820-00v	37-50
66820-00v	39-17
66835-00v	57B-31
66835-00v	59-33
66836-02v	59-61
66836-03v	57B-21
66836-04v	57B-21
66836-05v	57B-21
66836-06v	59-61
66837-00v	93-6
66838-00v	93-18
66843-00	33-36
66844-00v	24-4
66847-00v	60-20
66848-00v	24-5
66848-02v	24-5
66848-04v	24-15
66848-05v	24-5
66849-00v	24-5
66849-02v	24-16
66849-03v	24-5
66855-00v	57B-31
66856-06v	31A-48
66856-07v	57B-21
66856-08v	32-41
66856-09v	31A-27a
66856-09v	31B-26
66856-09v	32-42
66856-10v	31A-28
66856-10v	31B-22
66856-10v	32-28
66856-19v	31B-35
66856-19v	57B-21
66894-00v	60-13
66894-02v	60-13
66894-03v	60-13

Part Number	Fig. and Index
66898-00v	22A-38
66906-00v	60-9
66906-02v	60-9
66913-00v	24-63
66913-02v	24-63
66914-00v	24-64
66914-02v	24-64
66915-00v	24-64a
66916-00v	24-64a
66918-06v	17-1
66918-07v	17-1
66918-08v	17-1
66918-09v	17-1
66918-12v	17-1
66918-13v	17-1
66918-15v	17-1
66922-02v	27-15
66922-03v	27-15
66922-04v	27-15
66922-05v	27-15
66922-06v	27-15
66922-07v	27-15
66922-08v	27-15
66922-09v	27-15
66922-10v	27-15
66922-11v	27-15
66922-12v	27-15
66922-13v	27-15
66922-14v	27A-1
66922-15v	27A-1
66922-16v	27A-1
66922-17v	27A-1
66922-18v	27A-1
66922-19v	27A-1
66923-02v	27-18
66923-02v	27A-4
66923-03v	27-18
66923-03v	27A-4
66923-04v	27-18
66923-04v	27A-4
66923-05v	27-18
66923-05v	27A-4
66923-06v	27-18
66923-06v	27A-4
66923-07v	27-18
66923-07v	27A-4
66923-08v	27-18
66923-09v	27-18
66923-10v	27-18
66923-11v	27-18
66923-12v	27-18
66923-13v	27-18
66924-02v	27-16
66924-02v	27A-2
66924-03v	27-16
66924-03v	27A-2
66924-04v	27-16
66924-04v	27A-2
66924-05v	27-16
66924-05v	27A-2

Part Number	Fig. and Index
66924-06v	27-16
66924-06v	27A-2
66924-07v	27-16
66924-07v	27A-2
66924-08v	27-16
66924-09v	27-16
66924-10v	27-16
66924-11v	27-16
66924-12v	27-16
66924-13v	27-16
66925-02v	27-17
66925-02v	27A-3
66925-03v	27-17
66925-03v	27A-3
66925-04v	27-17
66925-04v	27A-3
66925-05v	27-17
66925-05v	27A-3
66925-06v	27-17
66925-06v	27A-3
66925-07v	27-17
66925-07v	27A-3
66925-08v	27-17
66925-09v	27-17
66925-10v	27-17
66925-11v	27-17
66925-12v	27-17
66925-13v	27-17
66926-03v	68-17
66926-04v	68-17
66927-00v	68-25
66930-02v	26-3
66930-03v	26-3
66930-04v	26-3
66930-05v	26-3
66931-00v	10-12j
66931-00v	11-16
66932-00v	80-40
66932-00v	81-38
66934-00v	80-41
66934-00v	81-39
66936-02v	24-69
66936-03v	24-69
66936-04v	24-69
66936-05v	24-69
66936-06v	24-69
66936-07v	24-69
66936-08v	24-69
66936-09v	24-69
66936-10v	24-69
66936-11v	24-69
66936-12v	24-69
66936-13v	24-69
66940-00v	28-41
66940-00v	28A-42
66940-01v	28-41
66940-01v	28A-42
66945-00v	51-1
66945-00v	52-1
66945-00v	53-35

Part Number	Fig. and Index
66945-00v	54-16
66947-00v	22A-36
66950-00v	32D-1
66950-01v	32D-1
66950-02v	32D-1
66950-03v	32D-1
66956-00v	32D-9
66957-00v	32D-8
66959-00v	32D-4
66962-00v	32D-2
66964-00v	50-14
66964-02v	32D-7
66964-02v	50-14a
66965-00v	32D-6
66968-00v	12-18
66968-01v	12-18
66970-02v	70-22
66970-03v	70-23
66972-00v	50-4
66973-00v	50-6
66974-00v	15-36
66975-00v	50-1
66978-00v	32D-5
66979-00v	59-3
66979-00v	67A-3
66980-00v	31A-2
66980-00v	31A-44
66980-00v	31B-2
66980-00v	31B-31
66980-00v	32-3
66980-00v	32-40
66980-00v	57B-42
66980-00v	59-56
66980-00v	76-55
66980-00v	84-12
66982-02v	26-6
66982-03v	26-6
66982-04v	26-6
66982-05v	26-6
66982-06v	26-6
66982-07v	26-6
66982-08v	26-6
66982-09v	26-6
66983-06v	17-1
66983-07v	17-1
66983-08v	17-1
66983-09v	17-1
66983-12v	17-1
66983-13v	17-1
66983-15v	17-1
66984-00v	28B-1
66984-01v	28B-1
66984-02v	28B-1
66984-03v	28B-1
66984-04v	28B-2
66984-05v	28B-2
66984-06v	28B-3
66984-07v	28B-3
66984-08v	28B-3
66984-09v	28B-3



Part Number	Fig. and Index
66985-00v	17-5
66987-00v	27-72
66989-00v	27A-62
66993-00v	67A-34
66994-00v	67A-36
66996-00v	27-13b
66999-00v	17-4
66999-03v	17-4
66999-05v	17-4
66999-06v	17-4
66999-07v	17-4
66999-08v	17-4
67012-00v	39-7
67016-02v	2-1
67016-03v	2-1
67023-00v	39-9
67024-00v	38-23
67024-01v	38-23
67025-00v	38-10
67025-01v	38-10
67025-02v	38-13
67026-05v	39-12
67026-07v	35-3
67026-07v	35-26
67026-07v	35-32
67026-07v	39-11
67026-07v	39-20
67028-00v	38-24
67031-02v	38-22
67031-03v	38-22
67036-00v	39-18
67037-04v	39-16
67037-05v	39-16
67040-00v	38-2
67040-01v	38-2
67042-00v	38-6
67042-01v	38-6
67045-00v	2-4
67045-00v	5-1
67045-01v	2-4
67045-01v	5-1
67046-00v	75-42
67046-01v	75-42
67050-02v	35-2
67054-00v	35-22
67055-00v	5-13
67055-01v	5-13
67060-00v	4-4
67060-00v	5-3
67060-01v	4-4
67060-01v	5-3
67061-00v	4-6
67061-00v	5-4
67061-01v	4-6
67061-01v	5-4
67062-00v	5-5
67062-01v	5-5
67066-00v	75-37
67067-00v	5-15
67067-01v	5-15

Part Number	Fig. and Index
67070-02v	5-25
67070-03v	5-25
67071-00v	2-7
67071-00v	38-56
67071-01v	2-7
67071-01v	38-56
67079-00v	5-40
67079-01v	5-40
67090-00v	42-1
67090-01v	42-1
67091-00v	42-13
67092-00v	42-10
67092-02v	42-12a
67093-04v	42-2
67093-05v	42-2
67095-00v	5-7
67095-01v	5-7
67096-00v	5-8
67097-00v	5-30
67097-01v	5-30
67100-04v	34-1
67100-04v	35-1
67101-00v	2-27
67106-00v	35-48
67107-00v	35-28
67108-00v	75-36
67109-00v	34-8
67114-00v	34-56
67119-49v	58-85
67120-00v	11-8
67120-02v	10-7
67120-04v	10-7
67120-05v	11-8
67120-06v	10-7
67120-07v	10-7
67120-09v	11-8
67120-10v	10-7
67120-11v	10-7
67125-00v	10-12f
67125-00v	11-14
67134-00v	58-31
67135-03v	46-21
67135-03v	47-11
67137-00v	10-39
67137-00v	11-34
67138-00v	10-38
67138-00v	11-36
67139-00v	10-30
67139-00v	11-37
67140-00v	10-31
67140-00v	11-38
67144-00v	34-10
67146-00v	34-17
67148-00v	35-30
67150-00v	34-11
67155-00v	34-12
67158-00v	75-38
67159-00v	75-39
67164-00v	2-24
67164-01v	2-24

Part Number	Fig. and Index
67167-00v	34-31
67168-00v	34-14
67169-00v	34-15
67171-00v	83-6
67173-00v	83-5
67174-00v	83-4
67176-00v	83-2
67180-03v	83-1
67189-00v	34-16
67192-00v	34-30
67193-00v	80-32
67193-00v	81-28
67196-00v	68-74
67198-00v	38-54
67202-00v	38-35
67203-00v	38-38
67205-00v	32-1
67205-01v	32-1
67205-02v	32-1
67205-03v	32-1
67206-00v	57B-29
67206-00v	59-26
67206-02v	57B-29
67206-02v	59-26
67210-00v	59-1
67210-02v	67A-1
67212-00v	57B-3
67213-00v	59-4
67213-00v	67A-4
67214-00v	57B-4
67214-00v	59-5
67214-00v	67A-5
67215-00v	57B-8
67215-00v	59-12
67215-00v	67A-9
67216-00v	57B-8
67216-00v	59-12
67216-00v	67A-9
67217-00v	57B-7
67217-00v	59-6
67218-00v	57B-9
67218-00v	57B-18d
67218-00v	59-13
67218-00v	59-24d
67218-00v	59-24e
67218-00v	67A-10
67218-00v	67A-18
67218-00v	67A-19
67218-02v	57B-18d
67218-02v	59-24d
67218-02v	67A-19
67219-00v	81-7
67219-02v	81-8
67220-00v	57B-6
67220-00v	59-9
67221-00v	57B-10
67221-00v	59-14
67221-00v	67A-11
67223-00v	57B-2
67223-00v	67A-2

Part Number	Fig. and Index
67223-03v	59-2
67224-00v	57B-30
67224-00v	59-27
67224-03v	57B-30
67224-03v	59-27
67225-00v	57B-28
67225-00v	59-28
67226-00v	54-59
67227-05v	17-9
67227-07v	17-9
67227-08v	17-9
67227-10v	17-9
67227-11v	17-9
67227-12v	17-9
67227-15v	17-9
67227-17v	17-9
67228-00v	17-4
67228-03v	17-4
67228-05v	17-4
67229-00v	17-7
67229-04v	17-7
67229-06v	17-7
67230-07v	17-1
67231-06v	17-3
67231-07v	17-3
67231-08v	17-3
67231-09v	17-3
67231-11v	17-3
67231-12v	17-3
67231-13v	17-3
67231-14v	17-3
67231-15v	17-3
67231-16v	17-3
67231-17v	17-3
67231-18v	17-3
67231-21v	17-3
67231-22v	17-3
67231-24v	17-3
67231-25v	17-3
67231-26v	17-3
67231-27v	17-3
67231-29v	17-3
67231-30v	17-3
67232-06v	27-5
67232-06v	67A-27
67232-07v	27-5
67232-07v	67A-27
67232-08v	27-5
67232-08v	67A-27
67232-09v	27-5
67232-09v	67A-27
67232-10v	27-5
67232-10v	27A-10
67232-11v	27-5
67232-11v	27A-10
67232-12v	27-5
67232-12v	27A-10
67232-13v	27-5
67232-13v	27A-10
67232-15v	26-78



Part Number	Fig. and Index
67232-15v	27-5
67232-15v	27A-10
67232-17v	27-5
67232-17v	67A-27
67232-18v	27-5
67232-18v	67A-27
67232-20v	27-5
67232-20v	67A-27
67232-21v	27-5
67232-21v	27A-10
67232-22v	27-5
67232-22v	27A-10
67232-24v	27-5
67232-24v	67A-27
67232-25v	27-5
67232-25v	27A-10
67232-26v	26-78
67235-00v	26-16
67235-00v	27-74
67235-00v	27A-54
67241-00v	17-8
67242-00v	39-5
67245-00v	35-33
67250-00v	9-1
67250-02v	9-5
67250-03v	9-3
67250-04v	9-6
67250-05v	9-10
67250-06v	9-7
67250-07v	9-1
67250-08v	9-5
67250-09v	9-1
67250-10v	9-5
67250-11v	9-1
67250-12v	9-5
67251-00v	9-11
67251-02v	9-17
67251-02v	11-1
67251-03v	9-20
67251-04v	9-18
67251-05v	9-12
67251-08v	9-17
67251-08v	10-1
67251-09v	9-11
67251-10v	9-17
67251-10v	11-1
67251-11v	9-17
67251-11v	10-1
67251-12v	9-11
67251-13v	9-11
67251-14v	9-11
67251-15v	9-11
67251-16v	9-17
67251-16v	11-1
67251-17v	9-17
67251-17v	10-1
67252-00v	9-24
67252-00v	13-1
67252-02v	9-25

Part Number	Fig. and Index
67252-03v	9-27
67252-04v	9-27
67252-05v	9-24
67252-05v	13-1
67253-00v	11-2
67253-02v	11-2
67255-00v	11-7
67257-00v	11-3
67257-01v	11-3
67258-00v	10-27
67258-00v	11-27
67259-02v	10-26
67259-02v	11-28
67260-00v	10-28
67260-00v	11-29
67262-02v	12-31
67262-03v	12-31
67263-00v	9-15
67263-01v	9-15
67265-00v	12-41
67265-01v	12-41
67266-00v	10-5
67266-00v	11-5
67266-02v	10-5
67266-02v	11-5
67267-00v	12-61
67267-01v	12-61
67268-00v	12-62
67268-01v	12-62
67269-00v	13-46
67269-02v	13-46
67270-00v	13-2
67271-00v	13-4
67274-00v	13-41
67274-01v	13-41
67275-00v	13-42
67276-00v	13-46
67276-03v	13-46
67277-00	39-44
67280-00v	13-24
67281-00v	13-27
67281-02v	13-27
67282-00v	13-28
67282-02v	13-28
67291-00v	12-40
67291-01v	12-40
67292-00v	12-63
67295-00v	32-2
67295-01v	32-2
67301-02v	27-15
67301-03v	27-15
67301-04v	27-15
67301-05v	27-15
67301-06v	27A-1
67301-07v	27A-1
67301-08v	27A-1
67301-09v	27A-1
67301-10v	27-15
67301-11v	27-15

Part Number	Fig. and Index
67302-02v	27-17
67302-02v	27A-3
67302-03v	27-17
67302-03v	27A-3
67302-04v	27-17
67302-04v	27A-3
67302-05v	27-17
67302-05v	27A-3
67302-06v	27-17
67302-07v	27-17
67303-02v	27-18
67303-02v	27A-4
67303-03v	27-18
67303-03v	27A-4
67303-04v	27-18
67303-04v	27A-4
67303-05v	27-18
67303-05v	27A-4
67303-06v	27-18
67303-07v	27-18
67304-02v	27-16
67304-02v	27A-2
67304-03v	27-16
67304-03v	27A-2
67304-04v	27-16
67304-04v	27A-2
67304-05v	27-16
67304-05v	27A-2
67304-06v	27-16
67304-07v	27-16
67305-02v	24-69
67305-03v	24-69
67305-04v	24-69
67305-05v	24-69
67305-06v	24-69
67305-07v	24-69
67305-08v	24-69
67305-09v	24-69
67305-10v	24-69
67305-11v	24-69
67306-00v	24-5
67307-00v	27-65
67307-00v	27A-26
67307-02v	27-65
67307-02v	27A-26
67307-03v	27-65
67311-00v	27-10
67311-02v	27-10
67312-00v	27-10
67312-02v	27-10
67313-00v	27-11
67313-02v	27-11
67314-00v	27-11
67314-02v	27-11
67315-00v	26-76
67315-00v	27-12
67315-00v	27A-15
67317-00v	81-1
67317-02v	81-1

Part Number	Fig. and Index
67317-03v	81-1
67317-04v	81-1
67317-05v	81-1
67318-00v	12-60
67325-00v	25-35
67325-00v	26-27
67325-00v	27-9
67325-00v	27A-8
67330-02v	27-8
67330-03v	27-8
67330-04v	27-8
67330-05v	27-8
67330-06v	26-77
67330-06v	27-8
67330-07v	27-8
67330-08v	27-8
67330-09v	27-8
67333-02v	93-16
67333-03v	93-16
67336-00v	27-76
67338-00v	47-1
67342-00v	47-2
67343-00v	31A-33
67343-00v	32-33
67344-00v	32-8
67345-00v	31A-28
67345-00v	32-28
67347-00v	32-9
67350-00v	65-1
67351-14v	65-13
67352-00v	42-3
67352-01v	42-3
67355-00v	42-5
67355-00v	65-15
67355-01v	42-5
67355-01v	65-15
67357-00v	42-17
67358-00v	42-18
67359-00v	42-19
67360-00v	42-20
67361-00v	42-21
67362-00v	42-22
67362-02v	42-24a
67363-00v	42-25
67364-00v	42-4
67365-00v	11-33
67366-00v	15-25
67367-00v	15-24
67368-00v	22A-22
67368-00v	23-23
67368-02v	22A-23
67368-03v	22A-22
67368-03v	23-23
67369-00v	22A-22
67369-00v	23-23
67369-02v	22A-23
67369-03v	22A-22
67369-03v	23-23
67370-00v	23-24



Part Number	Fig. and Index
67371-00v	23-29
67371-01v	23-29
67372-00v	23-33
67372-01v	23-33
67374-00v	23-30
67374-01v	23-30
67375-00v	23-32
67375-01v	23-32
67376-00v	23-35
67377-00v	23-34
67378-00v	23-34
67379-00v	22A-20
67379-00v	23-22
67379-01v	22A-20
67379-01v	23-22
67379-02v	22A-21
67379-03v	22A-20
67379-03v	23-22
67379-04v	22A-20
67379-04v	23-22
67382-00v	79-12
67385-00v	23-31
67385-01v	23-31
67386-00v	32-5
67387-00v	32-7
67389-00v	32-10
67390-00v	11-15
67390-03v	10-12g
67391-00v	32-11
67395-00v	31A-32
67395-00v	32-32
67401-00v	32-23
67401-03v	32-23
67404-02v	68-3
67404-03v	68-4
67407-00v	70-10
67409-00v	69A-8
67409-00v	70-9
67411-02v	68-76
67411-03v	68-82
67411-04v	68-76
67411-05v	68-80
67411-06v	68-84
67411-07v	68-80
67411-08v	68-78
67412-02v	70-7
67412-03v	70-8
67412-04v	69A-7
67412-04v	70-7
67418-00v	70-25
67422-02v	19-25
67422-03v	19-26
67422-04v	69A-19
67422-04v	70-30
67422-05v	70-32
67422-06v	70-33
67422-07v	70-34
67422-08v	70-35
67422-09v	70-31
67422-10v	70-36
67422-11v	70-31

Part Number	Fig. and Index
67424-07v	70-38
67424-08v	69A-6
67424-08v	70-38
67425-00v	17-5
67426-00v	17-6
67427-00v	27-72
67428-00v	17-11
67429-02v	70-22
67429-03v	70-23
67431-00v	17-25
67431-00v	17-27
67431-04v	17-26
67433-02v	17-15
67433-02v	Misc.
67434-02v	17-16
67435-02v	70-12
67435-03v	70-13
67437-00v	70-18
67439-00v	70-29
67441-02v	17-31
67441-03v	17-31
67443-00v	81-2
67445-00v	85-9
67448-00v	11-39
67463-00v	81-3
67466-00v	17-30
67466-00v	17-50
67467-00v	16-22
67467-02v	16-22
67468-00v	16-21
67469-00v	10-37
67469-00v	11-39
67471-00v	93-18
67475-00v	17-27
67476-00v	54-24
67485-00v	86-19
67487-00v	68-75
67490-02v	17-2a
67490-02v	85-17
67491-00v	81-6
67492-00v	86-10
67493-00v	90-13
67494-00v	90-14
67494-01v	90-14
67495-00v	86-17
67502-00v	38-34
67504-00v	34-2
67505-00v	38-39
67509-00v	84-1
67510-00v	34-27
67517-00v	61-6
67520-00v	84-4
67521-00v	84-5
67524-00v	84-34
67532-00v	84-6
67534-00v	84-46
67544-00v	38-17
67544-01v	38-17
67549-00v	47-2
67552-00v	22-7
67552-00v	23-6

Part Number	Fig. and Index
67553-00v	22-7
67553-00v	23-6
67555-00v	12-19
67556-00v	26-81
67556-00v	27-50
67556-02v	26-81
67556-02v	27-50
67559-00v	84-42
67560-00v	84-2
67562-00v	13-20
67564-00v	76-19a
67566-00v	76-19b
67566-00v	84-8
67572-00v	13-59
67574-00v	13-60
67578-00v	84-7
67582-00v	76-5
67582-02v	76-5
67582-03v	76-5
67583-00v	84-11
67588-00v	84-44
67589-00v	84-43
67592-02v	27-2a
67592-03v	27-2b
67593-02v	27-1
67593-03v	27-1
67593-04v	27-1
67593-09v	27-1
67598-00v	34-2 1a
67600-00v	84-57
67604-02v	54-53
67605-00v	58-32
67608-00v	31A-29
67608-00v	32-29
67608-01v	31A-30
67608-01v	32-30
67610-00v	31A-31
67610-00v	32-31
67615-00v	58-65
67616-00v	58-63
67617-00v	61-1
67618-00v	61-2
67619-00v	61-3
67620-00v	61-4
67622-00v	63-2
67628-00v	63-10
67629-00v	63-6
67630-00v	63-5
67631-00v	63-4
67632-00v	63-3
67634-00v	63-1
67638-00v	63-7
67638-05v	63-7
67639-00v	59-29
67639-02v	57B-19
67639-03v	57B-20
67639-04v	67A-20
67639-06v	57B-20
67639-07v	57B-19
67639-08v	57B-20
67643-00v	61-5

Part Number	Fig. and Index
67651-00v	61-8
67652-00v	61-9
67656-02v	54-26
67657-02v	59-30
67657-03v	31A-25
67657-03v	32-24
67657-04v	32-16
67657-05v	31A-8
67657-05v	31B-7
67658-02v	59-31
67658-03v	31A-26
67658-03v	32-25
67658-04v	32-17
67658-05v	31A-9
67658-05v	31B-8
67658-07v	31A-9
67659-00v	59-32
67660-00v	58-18
67661-00v	54-25
67664-00v	59-55
67667-00v	58-78
67670-00v	5-38
67670-01v	5-38
67672-00v	5-2
67672-01v	5-2
67673-00v	5-42
67677-00v	5-44
67677-01v	5-44
67678-00v	5-45
67678-01v	5-45
67682-00v	5-12
67682-01v	5-12
67687-00v	5-17
67687-01v	5-17
67689-00v	5-39
67689-01v	5-39
67690-04v	5-6
67690-05v	5-6
67691-00v	5-41
67691-01v	5-41
67694-00v	5-43
67700-02v	54-3
67700-03v	54-4
67700-04v	54-6
67700-05v	54-5
67700-06v	84-16
67700-07v	84-17
67700-08v	84-19
67700-09v	84-18
67700-14v	84-21
67700-15v	84-20
67700-16v	84-22
67700-17v	84-23
67700-19v	84-25
67700-21v	84-26
67700-22v	84-27
67700-23v	84-29
67700-24v	84-28
67700-25v	54-7
67700-26v	54-8
67700-27v	58-28



Part Number	Fig. and Index
67700-28v	54-9
67700-29v	57A-19
67700-29v	58-29
67700-31v	84-24
67700-34v	84-30
67700-35v	84-31
67700-36v	53-56
67700-36v	55-28
67700-37v	54-10
67700-38v	57A-30
67700-39v	51-15
67700-39v	53-65
67700-40v	66-16
67700-41v	67A-44
67700-42v	56-71
67700-43v	51-19
67700-53v	57A-30
67700-54v	66-16
67700-55v	53-56
67700-56v	54-6
67700-57v	54-2
67700-58v	47-5
67700-59v	84-19
67700-60v	84-18
67700-61v	84-26
67700-62v	84-27
67702-00v	27-2c
67703-02v	17-2
67704-00v	31A-34
67704-00v	32-43
67705-00v	31A-35
67705-00v	31B-21
67705-00v	32-44
67706-00v	31A-36
67706-00v	32-45
67707-00v	31A-37
67707-00v	32-46
67708-00v	31A-27
67708-00v	32-42
67709-00v	31B-22
66712-00v	31A-23
67712-00v	32-34
67713-00v	84-11
67716-04v	39-10
67716-05v	39-10
67721-06v	38-1
67721-06v	39-1
67721-07v	38-1
67721-07v	39-1
67722-00v	17-10
67723-00v	2-22
67723-01v	2-22
67724-00v	58-62
67725-02v	58-80
67728-00v	51-121
67728-00v	52-2
67728-00v	53-36
67728-00v	54-17
67728-00v	55-121
67729-00v	59-22

Part Number	Fig. and Index
67731-00v	84-42
67732-00v	84-44
67738-00v	84-42
67743-00v	84-43
67743-02v	84-43
67744-00v	68-70
67745-00v	58-65
67747-00v	84-7
67747-05v	84-7
67748-00v	84-2
67749-00v	84-58
67751-00v	34-55
67752-00v	34-26
67753-00v	39-14
67754-00v	39-13
67755-00v	35-16
67755-00v	39-4
67757-00v	28-43
67758-00v	35-23
67760-00v	27-13
67761-00v	27-14
67762-02v	28-40
67762-02v	28A-41
67762-03v	28-40
67762-03v	28A-41
67762-04v	28-40
67762-04v	28A-41
67762-05v	28-40
67762-05v	28A-41
67762-06v	28-40
67762-06v	28A-41
67762-07v	28-40
67762-07v	28A-41
67762-08v	28-40
67762-09v	28-40
67762-10v	28A-41
67762-11v	28A-41
67768-00v	21-20
67769-00v	62-17
67769-04v	58-92
67769-04v	63-15
67776-00v	58-21
67777-00v	58-20
67779-00v	58-19
67785-02v	27-1
67785-02v	27A-5
67785-03v	27-1
67785-03v	27A-5
67785-05v	27-1
67785-05v	27A-5
67785-06v	27-1
67785-06v	27A-5
67785-15v	27-1
67785-15v	27A-5
67786-00v	27-2
67786-00v	27A-6
67790-00v	58-4
67790-00v	67-10
67790-00v	67A-21
67791-00v	58-5

Part Number	Fig. and Index
67791-00v	67-1
67791-00v	67A-22
67793-00v	58-6
67793-00v	67-11
67793-00v	67A-23
67794-00v	58-7
67794-00v	67-12
67794-00v	67A-24
67796-00v	62-12
67804-00v	59-32
67808-00v	61-7
67809-00v	61-3
67810-00v	61-1
67811-00v	61-2
67812-00v	61-4
67816-00v	63-1
67817-00v	63-10
67822-00v	63-4
67823-00v	63-6
67824-00v	63-8
67825-00v	63-7
67828-00v	63-2
67829-00v	58-78
67830-00v	63-3
67831-00v	63-5
67836-00v	28-19
67836-02v	28-20
67836-03v	28-33
67836-04v	28-19
67836-05v	2-20
67836-06v	28-33
67837-00v	28-3
67837-02v	28-3
67837-03v	28-3
67838-00v	28-4
67838-02v	28-4
67842-00v	58-27
67844-00v	58-89
67845-00v	58-17
67846-00v	65-13
67846-10v	65-13
67847-00v	58-3
67847-00v	58-90
67848-00v	58-86
67849-00v	58-91
67852-02v	27-1
67852-03v	27-1
67852-05v	27-1
67852-06v	27-1
67852-15v	27-1
67874-00v	17-6
67875-00v	17-5
67876-00v	58-26
67877-00v	54-81
67903-02v	27-30
67903-03v	27A-21
67903-04v	27-30
67903-05v	27A-21
67903-06v	27-30
67903-07v	27A-21

Part Number	Fig. and Index
67903-08v	27-30
67903-09v	27A-21
67903-10v	27-30
67903-11v	27A-21
67904-02v	26-49
67904-02v	27-31
67904-02v	27A-22
67904-03v	26-49
67904-03v	27-31
67904-03v	27A-22
67904-04v	26-49
67904-04v	27-31
67904-04v	27A-22
67904-05v	26-49
67904-05v	27-31
67904-05v	27A-22
67904-06v	26-49
67904-06v	27-31
67904-06v	27A-22
67904-07v	26-49
67904-07v	27-31
67904-07v	27A-22
67904-08v	27-31
67904-08v	27A-22
67904-09v	27-31
67904-09v	27A-22
67904-10v	27-31
67904-10v	27A-22
67904-11v	27-31
67904-11v	27A-22
67905-02v	26-45
67905-02v	27-26
67905-02v	27A-17
67905-03v	26-45
67905-03v	27-26
67905-03v	27A-17
67905-04v	26-45
67905-04v	27-26
67905-04v	27A-17
67905-05v	27-26
67905-05v	27A-17
67905-06v	27-26
67905-06v	27A-17
67906-02v	26-47
67906-02v	27-27
67906-02v	27A-18
67906-03v	26-47
67906-03v	27-27
67906-03v	27A-18
67906-04v	26-47
67906-04v	27-27
67906-04v	27A-18
67906-05v	27-27
67906-05v	27A-18
67906-06v	27-27
67906-06v	27A-18
67907-02v	26-44
67907-02v	27-25
67907-02v	27A-16
67907-03v	26-44



Part Number	Fig. and Index
67907-03v	27-25
67907-03v	27A-16
67907-04v	26-44
67907-04v	27-25
67907-04v	27A-16
67907-05v	26-44
67907-05v	27-25
67907-05v	27A-16
67907-06v	26-44
67907-06v	27-25
67907-06v	27A-16
67907-07v	26-44
67907-07v	27-25
67907-07v	27A-16
67907-08v	27-25
67907-08v	27A-16
67907-09v	27-25
67907-09v	27A-16
67907-10v	27-25
67907-10v	27A-16
67907-11v	27-25
67907-11v	27A-16
67908-02v	26-104
67908-02v	27-86
67908-02v	27A-92
67909-00v	35-15
67911-00v	27-2d
67917-00v	27-1
67917-02v	27-1
67917-03v	27-1
67917-04v	27-1
67917-05v	27-1
67920-00v	17-1
67920-02v	17-1
67920-03v	17-1
67920-04v	17-1
67920-05v	17-1
67920-06v	17-1
67921-00v	27-2b
68022-02v	28-45
68022-02v	28A-29
68022-03v	28-45
68022-03v	28A-29
68022-04v	28-45
68022-05v	28-45
68022-05v	28A-29
68022-06v	28-45
68022-06v	28A-29
68022-07v	28-45
68022-07v	28A-29
68022-08v	28A-29
68022-09v	28A-29
68022-10v	28A-29
68022-11v	28A-29
68022-12	28A-29
68022-13v	28A-29
68026-00v	58-33
68061-00v	28-19
68061-02v	28-20
68061-03v	28-33

Part Number	Fig. and Index
68068-00v	28A-25
68098-05v	10-37
68101-00v	51-80
68101-00v	53-42
68101-00v	54-80
68101-00v	55-102
68101-00v	55-106
68106-00v	6-7
68106-01v	6-7
68106-02v	6-7
68106-03v	6-7
68111-00v	3-15
68115-00v	20-21
68115-00v	21-12
68116-00v	20-22
68116-00v	21-13
68119-00v	3-13
68179-00v	24-87
68179-02v	24-88
68180-00v	24-85
68188-00v	24-20
68198-00v	72-4
68198-00v	73-7
68229-04v	12-59
68272-02v	10-12a
68272-02v	11-9
68272-03v	10-12b
68272-03v	11-10
68272-04v	10-12c
68272-04v	11-11
68273-02v	10-12d
68273-02v	11-12
68274-00v	12-60
68353-00v	12-36
68364-00v	12-71
68399-02v	25-74
68399-02v	27-13b
68399-02v	27A-30
68414-03v	78-2
68416-00v	25-60
68416-00v	26-88
68416-00v	27-67
68416-00v	27A-56
68416-01v	25-60
68416-01v	26-88
68416-01v	27-67
68416-01v	27A-56
68416-02v	27-67
68416-03v	27-67
68426-00v	50-27
68426-00v	50A-1
68427-00v	50A-10
68428-00v	50A-11
68429-00v	50A-6
68429-01v	50A-6
68430-00v	50A-7
68430-01v	50A-7
68430-02v	50A-7
68430-03v	50A-7
68431-00v	50A-8

Part Number	Fig. and Index
68431-01v	50A-8
68456-02v	25-5
68456-03v	25-5
68456-04v	25-5
68460-02v	25-7
68460-03v	25-7
68460-04v	25-7
68467-00v	46-3
68467-00v	47-3
68469-02v	24-69
68469-03v	24-69
68469-04v	24-69
68472-00v	78-18
68484-00v	25-5b
68484-00v	27-19
68484-00v	27A-48
68484-01v	24-71
68488-00v	78-5
68488-02v	78-5
68491-00v	77-90a
68491-00v	78-43
68492-02v	25-5g
68492-02v	27-20
68492-02v	27A-49
68492-05v	24-72
68492-06v	25-5g
68492-06v	27-20
68492-06v	27A-49
68492-09v	24-72
68492-10v	25-5g
68492-10v	27-20
68492-10v	27A-49
68492-13v	24-72
68492-14v	27-20
68492-14v	27A-49
68492-15v	24-72
68492-18v	27-20
68492-19v	24-72
68492-20v	27-20
68492-21v	24-72
68499-04v	25-62
68499-04v	26-90
68499-04v	27-69
68499-04v	27A-58
68499-05v	25-62
68499-05v	26-90
68499-05v	27-69
68499-05v	27A-58
68539-00v	8-31
68539-00v	9-29
68540-00v	8-32
68540-00v	9-30
68540-01v	8-32
68540-01v	9-30
68551-00v	26-64
68551-00v	27-97
68551-00v	27A-85
68555-02v	24-44
68555-05v	24-44
68556-00v	25-60

Part Number	Fig. and Index
68556-00v	26-88
68556-00v	27A-56
68556-01v	25-60
68556-01v	26-88
68556-01v	27A-56
68557-00v	80-39
68557-00v	81-27
68558-07v	80-1
68558-08v	80-1
68559-00v	80-32
68562-00v	13-31
68569-00v	8-35
68569-00v	9-37
68574-02v	25-63
68574-03v	25-63
68574-04v	25-63
68574-05v	25-63
68574-06v	25-63
68574-07v	25-63
68574-08v	25-63
68574-09v	25-63
68574-10v	25-63
68574-11v	25-63
68574-12v	25-63
68574-13v	25-63
68584-00v	8-38
68584-00v	25-64
68584-00v	26-91
68584-00v	27-71
68584-00v	27A-59
68671-00v	25-61
68671-00v	26-89
68671-00v	27-68
68671-00v	27A-57
68672-00v	25-65
68674-00v	85-3
68676-00v	85-4
68699-02v	59-15
68699-03v	57B-11
68699-03v	59-16
68699-04v	59-17
68699-05v	57B-12
68699-06v	59-15
68699-06v	59-17
68699-06v	67A-12
68699-10v	59-15
68699-10v	59-17
68699-10v	67A-12
68699-11v	57B-12
68733-02v	25-66
68733-03v	25-66
68733-04v	25-66
68736-02v	25-67
68736-03v	25-67
68736-04v	25-67
68759-00v	66-40
68762-00v	55-46
68763-00v	55-111
68764-00v	55-37
68765-00v	55-38



Part Number	Fig. and Index
68765-02v	55-38
68770-03v	68-69
68770-06v	67A-46
68770-07v	59-38
68770-08v	59-40
68770-09v	31A-13
68770-09v	32-15
68770-11v	58-35
68770-14v	31A-13
68770-14v	31B-10
68770-14v	32-15
68770-18v	51-98
68770-18v	54-30
68770-18v	57A-41
68770-18v	57B-47
68770-18v	58-36
68771-02v	31A-12
68771-02v	32-14
68771-03v	68-60
68771-06v	51-2
68771-06v	57A-43
68771-06v	57B-47
68771-08v	57A-42
68771-08v	67A-47
68771-09v	58-35
68771-12v	59-39
68778-00v	56-51
68778-00v	57-61
68778-00v	57A-44
68778-00v	58-44
68778-00v	66-87
68787-00v	64-13c
68787-00v	65-5
68787-00v	66-54
68804-02v	68-58
68809-00v	16-25
68812-02v	69A-11
68821-00v	86-9
68822-00v	88-26
68822-00v	89-15
68824-00v	86-11
68825-00v	86-10
68828-00v	80-1b
68829-00v	80-1c
68876-00v	93-21
68876-00v	95-1
68941-00v	93-21
68941-00v	95-1
69011-00v	57B-43
69012-00v	57B-44
69015-06v	58-40
69015-07v	58-39
69031-00v	16-48
69033-00v	54-40
69041-02v	20-2
69042-00v	20-33
69042-02v	21-16
69059-02v	16-37
69061-00v	67-21
69074-00v	58-69

Part Number	Fig. and Index
69077-00v	80-9
69077-00v	81-17
69080-00v	16-64
69086-00v	27A-14
69086-00v	55-83c
69088-00v	55-81
69090-02v	55-84
69090-03v	55-84
69090-04v	55-84
69090-06v	55-84
69090-07v	55-84
69090-08v	55-84
69090-10v	42-1
69090-11v	42-1
69091-02v	55-83
69091-03v	55-83
69091-04v	55-83
69092-00v	55-76
69092-02v	55-76
69093-00v	55-90
69093-02v	55-90
69094-02v	55-80
69095-00v	13-65
69121-00v	89-16
69142-00v	89-13
69164-02v	67-22
69165-02v	16-51
69166-00v	55-32
69166-01v	55-34
69169-00v	16-65
69169-00v	17-29
69169-00v	17-51
69181-00v	55-82
69183-00v	55-42
69184-00v	55-42
69221-02v	57B-24
69222-00v	57B-23
69224-00v	24-22
69229-00v	31A-24
69242-00v	17-27
69243-00v	27A-62
69245-00v	67A-36
69246-00v	67A-34
69247-00v	33-71
69250-00v	10-2
69251-00v	9-11
69251-02v	9-17
69251-02v	10-1
69251-03v	9-11
69251-04v	9-17
69251-04v	10-1
69252-00v	22A-34
69253-00v	22A-34
69255-05v	22A-33
69255-06v	22A-33
69255-07v	22A-32
69255-08v	22A-32
69255-09v	22A-35
69255-10v	22A-35
69255-11v	22A-30

Part Number	Fig. and Index
69255-12v	22A-29
69255-13v	22A-29
69255-14v	22A-31
69255-15v	22A-31
69256-00v	22A-39
69256-02v	22A-39
69257-00v	22A-39
69257-02v	22A-39
69269-00v	12-55
69273-00v	31A-37
69273-00v	31B-23
69273-00v	32-46
69274-00v	31A-36
69274-00v	31B-24
69274-00v	32-45
69275-00v	31A-45
69275-00v	31B-25
69275-00v	32-48
69276-00v	31B-26
69278-00v	31A-23
69278-00v	31B-27
69278-00v	32-34
69279-00v	31A-34
69279-00v	31B-28
69279-00v	32-43
69282-00v	59-33
69283-00v	11-15
69283-03v	10-12g
69288-00v	27-72
69288-03v	26-75
69301-00v	56-74
69301-00v	57A-46
69316-00v	57B-45
69317-00v	56-54
69317-00v	57A-29
69318-00v	79-12
69403-03v	26-65
69403-03v	27-66
69403-03v	27A-60
69439-02v	28-40
69439-02v	28A-41
69439-03v	28-40
69439-03v	28A-41
69439-04v	28-40
69439-05v	28-40
69439-06v	28-40
69439-06v	28A-41
69439-07v	28-40
69439-07v	28A-41
69439-08v	28-40
69439-08v	28A-41
69439-09v	28-40
69439-09v	28A-41
69439-10v	28-40
69439-10v	28A-41
69439-11v	28-40
69439-11v	28A-41
69439-12v	28-40
69439-12v	28A-41
69439-13v	28-40

Part Number	Fig. and Index
69439-13v	28A-41
69439-14v	28A-41
69439-15v	28A-41
69442-02v	55-84
69442-03v	55-84
69442-04v	55-84
69442-05v	55-84
69442-06v	55-84
69442-07v	55-84
69442-09v	55-84
69443-02v	27A-13
69443-03v	27A-13
69443-04v	27A-13
69443-05v	27A-13
69443-06v	27A-13
69443-07v	27A-13
69443-16v	27A-13
69443-17v	27A-13
69443-18v	27A-13
69443-19v	27A-13
69443-21v	27A-13
69501-00v	28-25
69501-00v	28A-10
69501-02v	28A-10
69501-03v	28A-10
69504-00v	55-50
69517-00v	17-48
69518-00v	17-48
69518-04v	17-48
69520-00v	17-48
69544-00v	17-3a
69545-00v	17-3a
69546-00v	67-2
69546-00v	67A-49
69621-00v	50-45
69621-02v	50-45
69622-00v	50-45
69622-02v	50-45
70371-00	30-9
70371-00	31-10
70371-02	31A-10
70371-02	31B-14
70371-02	56-49
70371-02	57-54
70371-02	57B-35
70371-02	59-44
70371-02	66-100
70371-03	31A-41
70371-03	31A-49
70371-03	31B-13
70371-03	32-20
70371-03	56-48
70371-03	57-55
70371-03	57B-36
70371-03	59-43
70371-03	66-101
71061-00	56-72
71061-00	57-31
71061-00	66-13
72091-00	51-46

Part Number	Fig. and Index	Part Number	Fig. and Index	Part Number	Fig. and Index	Part Number	Fig. and Index
72091-00	52-46	76150-04v	24-15	80122-05	24-78	95636-01v	5-16
72091-00	53-103	76158-00v	24-11	80122-20	34-41	95639-02v	3-2
72091-00	54-79	76158-02v	24-11	80122-55	56-58	95639-03v	3-2
72091-00	55-97	76158-03v	24-11	80122-88	35-39	95643-00v	2-10
72091-00	55-111	76159-00v	24-11	80122-88	39-28	95643-00v	38-32
73451-07	56-30	76160-02v	27-29	80122-89	39-26	95643-01v	2-10
73451-07	57-20	76160-03v	27-29	80122-91	38-48	95643-01v	38-32
76111-00v	9-1	76160-04v	27-29	80421-00	77-13	96437-00v	3-33
76111-02v	9-5	76160-05v	27-29	81262-68	24-27	96610-06v	3-29
76111-03v	9-8	76160-06v	27-29	81262-74	24-51	96610-07v	3-29
76112-00v	9-24	76161-02v	27-25	82371-56	56-26	96610-08v	3-30
76112-00v	13-1	76161-03v	27-25	82371-90	18-6	96610-09v	3-30
76112-02v	9-25	76161-04v	27-25	82732-75	24-55	96610-10v	2-11a
76112-03v	9-26	76161-05v	27-25	82732-76	76-49	96610-10v	3-28
76112-04v	13-2	76161-06v	27-25	82732-76	80-38	96610-11v	2-11a
76112-05v	13-6	76161-07v	27-25	82732-76	81-34	96610-11v	3-28
76112-06v	13-6	76161-08v	27-25	82732-99	34-9	96684-00v	27-57
76114-00v	13-3	76161-09v	27-25	82732-99	35-24	96709-00v	50-16
76115-00v	13-8	76161-10v	27-25	83161-02	20-25	96713-02v	50-16
76115-01v	13-8	76161-11v	27-25	83161-02	49-34	96863-00v	24-64b
76116-00v	13-2	76162-00v	24-79	83302-43	24-28	96864-00v	24-101a
76118-00v	13-41	76163-02v	24-69	85012-14	16-18	96866-00v	12-72
76118-01v	13-41	76163-03v	24-69	85012-14	17-53	96868-00v	24-95c
76119-00v	13-41a	76163-04v	24-69	85012-30	28-21	96869-00v	24-95a
76119-01v	13-41a	76163-05v	24-69	85012-40v	78-19	96870-00v	24-95b
76120-00v	13-62	76163-06v	24-69	85012-47	56-60	96872-00v	24-64c
76120-01v	13-62	76163-07v	24-69	85012-47	66-112	96873-00v	12-73
76121-00v	13-63	76171-00v	28A-1	85012-72	33-23	96887-00v	13-23
76122-00v	13-15a	76171-01v	28A-1	85012-91	33-40	96890-00v	13-22
76122-01v	13-15a	76171-02v	28A-3	85012-101v	56-83	96890-01v	13-22
76123-00v	27-58	76171-03v	28A-3	85012-101v	57A-58	96902-00v	84-6
76123-01v	27-58	76172-00v	28A-15c	85012-101v	58-57	96908-00v	26-63
76126-00v	13-13	76175-00v	28A-4	85061-00	33-6	96908-00v	28A-32
76127-00v	9-30	76175-02v	28-24	86062-56	33-22	96908-00v	28A-33
76129-00v	32-4	76175-02v	28A-4	86062-94	56-20	96908-00v	29-5
76129-01v	32-4	76175-02v	28B-6	86062-94	66-80	96919-00v	24-83
76130-00v	9-11	76178-00v	28A-15b	86092-61	56-8	99010-02v	17-18
76130-02v	9-17	76182-02v	27-16	86092-82	57B-27	99015-00v	31A-6
76130-02v	11-1	76182-03v	27-16	86092-82	59-45	99015-00v	31B-5
76130-04v	9-21	76182-04v	27-16	86092-82	67A-31	99018-00v	11-15
76130-04v	12-1	76182-05v	27-16	86102-56	28-22	99019-02v	10-12g
76130-05v	12-2	76182-06v	27-16	90797-02	51-48	99021-00v	17-17
76130-07v	12-3	76182-07v	27-16	90797-02	52-48	99022-00v	17-17
76130-08v	9-22	76186-02v	27-15	90797-02	53-71	99031-00v	73A-14
76131-00v	12-16	76186-03v	27-15	91193-00	31A-42	99035-03v	50-16
76131-01v	12-16	76186-04v	27-15	91193-00	32-21	99038-00v	4-5
76132-00v	12-5	76186-05v	27-15	91193-00	56-50	99039-00v	4-5
76134-00v	12-15	76186-06v	27-15	91193-00	57-56	99040-00v	4-7
76135-00v	11-32a	76186-07v	27-15	91193-00	66-102	99040-01v	4-7
76136-00v	11-20	76187-00v	28A-15d	95061-91v	28A-48	99040-02v	4-7
76137-00v	11-32b	76191-00v	27-51	95061-92v	29-7	99040-03v	4-7
76138-00v	12-49a	80012-17	29-7	95241-02v	17-31	99044-02v	60-3
76139-00v	12-45	80022-47	33-30	95241-03v	17-31	99044-03v	60-4
76139-02v	12-47a	80022-47	33-38	95241-04v	17-31	99044-04v	60-5
76139-03v	12-47b	80022-47	33-52	95241-05v	17-31	99044-05v	60-2
76142-00v	23-24	80032-34	30-12	95241-07v	17-31	99045-00v	13-29
76143-00v	23-25	80032-69	51-47	95504-00v	76-6	99047-00v	58-18
76145-00v	24-62	80032-69	52-47	95636-00v	4-14	99059-00v	17-45
76150-00v	24-5	80032-69	53-74	95636-00v	5-16	99060-00v	17-44
76150-02v	24-15	80032-69	55-74	95636-01v	4-14	99060-00v	17-48



Part Number	Fig. and Index
99060-04v	17-44
99060-04v	17-48
99061-00v	17-46
99061-04v	17-46
99062-00v	17-47
99062-04v	17-47
99064-00v	17-48
99064-04v	17-48
99066-00v	17-48
99066-04v	17-48
99073-00v	32A-10
99080-00v	32A-9
99089-02v	32A-8
99094-00v	64-13c
99094-00v	65-5
99094-00v	66-54
99096-00v	64-11
99096-00v	65-2
99096-00v	66-56
99102-00v	32A-11
99105-00v	32-4
99105-01v	32-3
99105-02v	31A-3
99105-02v	31B-3
99105-03v	31A-3
99105-03v	31B-3
99113-02v	27-28
99113-02v	27A-19
99113-03v	26-46
99113-03v	27-28
99113-03v	27A-19
99113-04v	26-46
99113-04v	27-28
99113-04v	27A-19
99113-05v	26-46
99113-05v	27-28
99113-05v	27A-19
99113-05v	27A-19
99113-06v	26-46
99113-06v	27-28
99113-06v	27A-19
99113-06v	27A-19
99113-07v	26-46
99113-07v	27-28
99113-07v	27A-19
99113-08v	27-28
99113-08v	27A-19
99113-09v	27-28
99113-09v	27A-19
99113-10v	27-28
99113-10v	27A-19
99113-11v	27-28
99113-11v	27A-19
99113-12v	26-46
99113-13v	26-46
99113-14v	26-46
99113-15v	26-46
99113-16v	26-46
99113-17v	26-46
99114-02v	27-29
99114-02v	27A-20
99114-03v	27-29

Part Number	Fig. and Index
99114-03v	27A-20
99114-04v	27-29
99114-04v	27A-20
99114-05v	27-29
99114-05v	27A-20
99114-06v	27-29
99114-06v	27A-20
99114-11v	26-48
99114-12v	26-48
99114-13v	26-48
99116-00v	27-100
99116-00v	27A-88
99116-02v	27-100
99116-02v	27A-88
99121-00v	68-88
99122-00v	13-28
99123-00v	13-28
99126-00v	13-24
99126-02v	13-24
99127-00v	13-24
99127-02v	13-24
99129-00v	13-24
99129-02v	13-24
99130-02v	68-64
99131-02v	27-15
99131-03v	27-15
99131-04v	27-15
99131-05v	27-15
99131-06v	27-15
99131-07v	27-15
99131-08v	27-15
99131-09v	27-15
99131-10v	27-15
99131-11v	27-15
99131-12v	27-15
99131-13v	27-15
99132-02v	27-17
99132-02v	27A-3
99132-03v	27-17
99132-04v	27-17
99132-04v	27A-3
99132-05v	27-17
99132-06v	27-17
99132-06v	27A-3
99132-07v	27-17
99132-08v	27-17
99132-08v	27A-3
99132-09v	27-17
99132-10v	27-17
99132-10v	27A-3
99132-11v	27-17
99132-12v	27-17
99132-12v	27A-3
99132-13v	27-17
99133-02v	26-46
99133-02v	27-16
99133-02v	27A-2
99133-03v	27-16
99133-04v	27-16
99133-04v	27A-2

Part Number	Fig. and Index
99133-05v	27-16
99133-06v	27-16
99133-06v	27A-2
99133-07v	27-16
99133-08v	27-16
99133-08v	27A-2
99133-09v	27-16
99133-10v	27-16
99133-10v	27A-2
99133-11v	27-16
99133-12v	27-16
99133-12v	27A-2
99133-13v	27-16
99134-02v	27-18
99134-02v	27A-4
99134-03v	27-18
99134-04v	27-18
99134-04v	27A-4
99134-05v	27-18
99134-06v	27-18
99134-06v	27A-4
99134-07v	27-18
99134-08v	27-18
99134-08v	27A-4
99134-09v	27-18
99134-10v	27-18
99134-10v	27A-4
99134-11v	27-18
99134-12v	27-18
99134-12v	27A-4
99134-13v	27-18
99135-02v	24-69
99135-03v	24-69
99135-04v	24-69
99135-05v	24-69
99135-06v	24-69
99135-07v	24-69
99135-08v	24-69
99135-09v	24-69
99135-10v	24-69
99135-11v	24-69
99135-12v	24-69
99135-13v	24-69
99136-02v	27A-1
99136-03v	27A-1
99136-04v	27A-1
99136-05v	27A-1
99136-06v	27A-1
99136-07v	27A-1
99138-00v	17-6
99139-00v	27-95
99139-00v	27A-83
99140-00v	27-94
99140-00v	27A-82
99141-00v	27-93
99141-00v	27A-81
99142-00v	27-96
99142-00v	27A-84
99143-00v	27-103
99143-00v	27A-91

Part Number	Fig. and Index
99145-02v	26-3
99145-03v	26-3
99145-04v	26-3
99145-05v	26-3
99145-06v	26-3
99145-07v	26-3
99145-08v	26-3
99145-09v	26-3
99146-02v	26-5
99146-03v	26-5
99146-04v	26-5
99146-05v	26-5
99146-06v	26-5
99146-07v	26-5
99146-08v	26-5
99146-09v	26-5
99146-10v	26-5
99146-11v	26-5
99146-12v	26-5
99146-13v	26-5
99146-14v	26-5
99146-15v	26-5
99146-16v	26-5
99146-17v	26-5
99147-02v	26-4
99147-03v	26-4
99147-04v	26-4
99147-05v	26-4
99147-06v	26-4
99147-07v	26-4
99147-08v	26-4
99147-09v	26-4
99148-02v	26-6
99148-03v	26-6
99148-04v	26-6
99148-05v	26-6
99148-06v	26-6
99148-07v	26-6
99148-08v	26-6
99148-09v	26-6
99148-10v	26-6
99148-11v	26-6
99148-12v	26-6
99148-13v	26-6
99148-14v	26-6
99148-15v	26-6
99148-16v	26-6
99148-17v	26-6
99149-02v	24-69
99149-03v	24-69
99149-04v	24-69
99149-05v	24-69
99149-06v	24-69
99149-07v	24-69
99149-08v	24-69
99149-09v	24-69
99181-00v	25-80
99181-00v	26-100
99181-00v	27-90
99198-00v	68-25



Part Number	Fig. and Index
99209-00v	86A-3
99221-00v	62-2
99222-02v	68-17
99222-03v	68-17
99222-04v	68-17
99225-00v	62-1
99240-00v	26-64
99240-00v	27-48
99240-00v	27A-93
99242-02v	28A-46
99242-02v	29-19
99242-03v	28A-46
99242-04v	28A-46
99242-04v	29-19
99242-05v	28A-46
99242-06v	28A-46
99242-07v	28A-46
99242-07v	29-19
99242-12v	29-19
99243-03v	26-7
99243-04v	26-7
99243-05v	26-7
99245-02v	27-99
99245-02v	27A-87
99245-04v	27-99
99245-04v	27A-87
99245-05v	27-99
99245-05v	27A-87
99245-06v	27-99
99245-06v	27A-87
99245-07v	27-99
99245-07v	27A-87
99252-02v	26-103
99252-02v	27-98
99252-02v	27A-86
99252-03v	26-103
99252-03v	27-98
99252-03v	27A-86
99252-04v	26-103
99252-04v	27-98
99252-04v	27A-86
99252-05v	26-103
99252-05v	27-98
99252-05v	27A-86
99252-07v	26-103
99252-07v	27-98
99252-07v	27A-86
99252-09v	27-98
99252-09v	27A-86
99255-00v	28A-27
99255-02v	28A-27
99255-03v	28A-27
99263-00v	32C-3
99271-00v	32C-8
99272-00v	15-50
99273-00v	15-51
99275-02v	32C-4
99275-02v	32C-9
99275-04v	32C-23

Part Number	Fig. and Index
99278-00v	15-52
99280-00v	15-59
99280-01v	15-59
99289-00v	57-68
99289-00v	57A-60
99289-00v	66-85
99294-00v	68A-13
99306-00v	73-6
99311-00v	53-78
99344-00v	95-15
99353-00v	28B-1
99353-01v	28B-1
99353-02v	28B-1
99353-03v	28B-1
99353-06v	28B-2
99353-07v	28B-2
99353-08v	28B-3
99353-09v	28B-3
99353-10v	28B-3
99353-11v	28B-3
99353-14v	28B-1
99353-15v	28B-1
99353-18v	28B-2
99353-19v	28B-3
99353-20v	28B-3
99356-00v	26-36
99356-02v	26-36
99358-00v	29-2
99359-00v	29-1
99361-00v	28A-28
99364-00v	51-122
99364-00v	52-129
99364-00v	53-108
99364-00v	55-125
99365-00v	52-129
99365-00v	53-108
99366-00v	55-126
99367-00v	54-81
99377-02v	69A-15
99377-02v	70-14
99377-03v	69A-16
99377-03v	70-16
99377-04v	21-17
99377-05v	69A-14
99377-05v	70-17
99377-06v	69A-17
99377-06v	70-15
99377-06v	73A-15
99377-07v	73A-15
99377-16v	69A-17
99377-16v	70-15
99377-16v	73A-15
99377-17v	69A-15
99377-17v	70-14
99377-18v	69A-16
99377-18v	70-16
99384-00v	28A-1
99384-01v	28A-1
99384-02v	28A-1

Part Number	Fig. and Index
99384-03v	28A-1
99384-06v	28A-2
99384-07v	28A-2
99384-08v	28A-3
99384-09v	28A-3
99384-10v	28A-3
99384-11v	28A-3
99385-00v	28A-17
99385-01v	28A-17
99385-04v	28A-18
99385-07v	28A-19
99385-08v	28A-19
99387-00v	32C-1
99388-00v	8-12
99388-02v	8-21
99388-02v	10-1
99388-05v	8-23a
99388-06v	8-12
99389-00v	9-11
99389-02v	9-17
99389-02v	10-1
99389-03v	9-11
99390-00v	9-11
99390-02v	9-11
99390-03v	9-17
99390-03v	10-1
99390-04v	9-17
99390-04v	11-1
99390-05v	9-18
99390-06v	9-11
99395-00v	93-21
99395-00v	95-9
99395-02v	93-21
99395-02v	95-9
99395-03v	93-21
99395-03v	95-9
99398-00v	94-5
99401-00v	94-10
99406-00v	22A-18
99416-00v	31A-1
99416-00v	31B-1
99416-01v	31A-1
99416-01v	31B-1
99416-02v	32-2
99416-03v	32-2
99416-06v	32-2
99416-07v	32-2
99417-00v	13-45
99418-00v	13-44
99418-01v	13-44
99421-00v	12-44
99448-00v	86A-11
99450-00v	25-58
99450-00v	27-34
99450-00v	27A-25
99458-00v	25-57
99458-00v	26-30
99458-00v	27-76
99458-00v	27A-64

Part Number	Fig. and Index
99465-00v	17-56
99465-02v	17-56
99466-00v	8-2
99466-00v	15-1
99466-02v	8-2
99466-02v	15-1
99466-03v	8-2
99466-03v	15-1
99466-04v	8-2
99466-04v	15-1
99466-05v	9-2
99466-05v	15-1
99468-00v	15-2
99469-03v	15-6
99470-00v	15-3
99470-01v	15-3
99471-00v	15-5
99471-01v	15-5
99471-02v	15-5
99471-03v	15-5
99478-00v	17-23
99479-00v	17-43
99480-00v	17-49
99482-00v	60-13
99482-02v	60-13
99484-00v	17-8a
99487-00v	15-57
99487-01v	15-57
99488-00v	15-58
99495-00v	32C-5
99496-00v	15-48
99498-00v	15-60
99499-00v	58-8
99499-00v	67-13
99499-00v	67A-25
99500-00v	32B-17
99503-02v	32B-25
99505-00v	32B-27
99506-00v	32B-25
99507-00v	32B-25
99510-00v	32B-27
99510-02v	32B-27
99513-00v	17-7
99515-00v	64-20
99521-00v	68A-4
99522-02v	32B-22
99523-00v	56-70
99525-00v	68A-13
99526-00v	32A-12
99528-00v	68A-12
99537-00v	68A-1
99539-00v	32B-28
99539-02v	32B-28
99541-00v	32B-22
99541-02v	32B-22
99545-00v	15-55
99549-07v	15-3
99549-08v	15-3
99549-09v	15-6



Part Number	Fig. and Index
99550-02v	32B-29
99550-03v	32B-29
99552-00v	15-53
99552-02v	15-53
99555-00v	15-56
99556-00v	32C-22
99557-00v	32C-16
99558-00v	15-54
99559-00v	15-4
99559-01v	15-4
99561-00v	15-49
99561-00v	32C-19
99568-00v	60-11
99569-00v	32C-21
99572-00v	32C-20
99573-00v	62-5
99577-00v	62-2
99578-00v	62-4
99580-00v	32A-13
99589-00v	63-9
99592-02v	32A-14
99592-03v	32A-17
99592-04v	32A-17
99592-05v	32A-14
99592-06v	32A-17
99592-07v	32A-14
99594-00v	63-10
99595-00v	63-2
99597-00v	50-26
99600-00v	61-8
99601-00v	61-5
99607-00v	50-26
99609-00v	15-61
99610-00v	93-12
99610-02v	93-13
99615-00v	15-46
99615-01v	15-46
99619-00v	50-17a
99621-00v	50-17b
99624-00v	32A-7
99631-00v	15-47
99633-00v	32B-8
99634-00v	32B-26
99636-00v	32B-5
99640-00v	32B-1
99640-02v	32B-1
99640-03v	32B-2
99640-04v	32B-2
99641-00v	32B-6
99642-00v	32B-3
99644-00v	32B-30
99646-00v	32B-9
99647-00v	32B-10
99648-00v	32B-12
99650-00v	32B-13
99656-02v	27A-1
99656-03v	27A-1
99656-04v	27A-1
99656-05v	27A-1

Part Number	Fig. and Index
99656-06v	27A-1
99656-07v	27A-1
99657-02v	27-17
99657-02v	27A-3
99657-03v	27-17
99657-03v	27A-3
99657-04v	27-17
99657-04v	27A-3
99657-05v	27-17
99657-05v	27A-3
99657-06v	27-17
99657-06v	27A-3
99657-07v	27-17
99657-07v	27A-3
99657-08v	27-17
99657-09v	27-17
99657-10v	27-17
99657-11v	27-17
99657-12v	27-17
99657-13v	27-17
99658-02v	27-16
99658-02v	27A-2
99658-03v	27-16
99658-03v	27A-2
99658-04v	27-16
99658-04v	27A-2
99658-05v	27-16
99658-05v	27A-2
99658-06v	27-16
99658-06v	27A-2
99658-07v	27-16
99658-07v	27A-2
99659-02v	24-69
99659-03v	24-69
99659-04v	24-69
99659-05v	24-69
99659-06v	24-69
99659-07v	24-69
99660-02v	27-18
99660-02v	27A-4
99660-03v	27-18
99660-03v	27A-4
99660-04v	27-18
99660-04v	27A-4
99660-05v	27-18
99660-05v	27A-4
99660-06v	27-18
99660-06v	27A-4
99660-07v	27-18
99660-07v	27A-4
99660-08v	27-18
99660-09v	27-18
99660-10v	27-18
99660-11v	27-18
99660-12v	27-18
99660-13v	27-18
99661-00v	32B-15
99662-02v	27-15
99662-03v	27-15

Part Number	Fig. and Index
99662-04v	27-15
99662-05v	27-15
99662-06v	27-15
99662-07v	27-15
99664-00v	32B-4
99667-02v	17-3b
99667-03v	17-3b
99667-04v	17-3b
99667-05v	17-3b
99667-06v	17-3b
99667-07v	17-3b
99670-00v	17-59
99671-00v	17-3
99672-08v	17-3
99672-09v	17-3
99672-10v	17-3
99672-11v	17-3
99672-12v	17-3
99672-13v	17-3
99672-14v	17-3
99672-15v	17-3
99672-16v	17-3
99672-17v	17-3
99672-18v	17-3
99672-19v	17-3
99674-00v	68A-3
99676-00v	32C-10
99676-02v	32C-11
99678-00v	28A-2a
99678-01v	28A-2a
99678-02v	28A-2a
99678-03v	28A-2a
99678-04v	28A-2a
99678-05v	28A-2a
99678-06v	28A-2a
99678-07v	28A-2a
99678-08v	28A-2a
99678-09v	28A-2a
99678-10v	28A-2a
99678-11v	28A-2a
99678-12v	28A-2a
99678-13v	28A-2a
99680-02v	93-22
99680-03v	93-22
99680-04v	93-22
99680-05v	93-22
99680-06v	93-22
99680-07v	93-22
99681-00v	28A-2b
99681-01v	28A-2b
99681-02v	28A-2b
99681-03v	28A-2b
99681-04v	28A-2b
99681-05v	28A-2b
99681-06v	28A-2b
99681-07v	28A-2b
99681-08v	28A-2b
99681-09v	28A-2b
99681-10v	28A-2b

Part Number	Fig. and Index
99681-11v	28A-2b
99681-12v	28A-2b
99681-13v	28A-2b
99686-00v	12-66
99686-01v	12-66
99687-00v	12-69
99687-01v	12-69
99688-00v	12-67
99689-00v	12-70
99690-00v	12-66
99690-01v	12-66
99691-00v	12-69
99691-01v	12-69
99692-00v	12-67
99693-00v	12-70
99699-00v	14-28
99700-00v	14-10
99700-01v	14-10
99701-00v	14-16a
99702-00v	14-27
99714-00v	26-39
99715-00v	26-37
99715-00v	26-62
99717-00v	68A-2
99718-01v	28A-16a
99721-02v	28A-2c
99721-03v	28A-2c
99724-00v	28A-9
99727-01v	28A-1
99727-03v	28A-1
99727-07v	28A-2
99727-08v	28A-3
99727-09v	28A-3
99727-10v	28A-3
99727-11v	28A-3
99727-15v	28A-2
99727-16v	28A-1
99727-17v	28A-1
99727-20v	28A-2
99727-21v	28A-1
99727-23v	28A-2
99727-24v	28A-2
99727-25v	28A-2
99730-00v	28A-17
99730-01v	28A-17
99730-04v	28A-18
99730-07v	28A-19
99730-08v	28A-19
99736-00v	26-80
99737-00v	26-79
99737-00v	27-6
99737-00v	27A-11
99738-00v	27-7
99738-00v	27A-12
99738-01v	27-7
99738-01v	27A-12
99741-00v	12-68
99741-01v	12-68
99744-00v	68-25



Part Number	Fig. and Index
99745-00v	68-21
99748-00v	32D-1
99748-01v	32D-1
99754-00v	51-123
99754-00v	52-130
99754-00v	53-109
99754-00v	54-82
99760-02v	25-79
99760-02v	26-99
99760-02v	27-89
99760-03v	27-89
99760-04v	26-99
99760-04v	27-89
99760-05v	27-89
99760-06v	27-89
99760-07v	26-99
99760-07v	27-89
99760-08v	26-99
99760-09v	27-89
99760-10v	27-89
99760-11v	27-89
99760-12v	27-89
99760-13v	27-89
99760-14v	27-89
99771-00v	62-3
99783-00v	24-67
99792-00v	63-1
99794-00v	17-5
99795-00v	17-5
99801-00v	26-79
99801-00v	27-6
99801-00v	27A-11
99803-00v	50-45
99805-00v	15-44
99807-00v	67A-34
99808-00v	67A-36
99810-00v	28A-47
99810-04v	28A-47
99811-00v	26-75
99811-00v	27-72
99813-00v	15-44
99830-00v	51-79
99830-00v	52-79
99830-00v	53-104
99830-00v	54-75
99830-00v	55-98
99830-01v	51-79
99830-01v	52-79
99830-01v	53-104
99830-01v	54-75
99830-01v	55-98
99851-00v	68A-9
151 310	77-14
187 625	33-49
187 627v	35-10
187 627v	39-6
189 139v	24-2
189 139v	24-17
400 002	63-11
400 002	72-11

Part Number	Fig. and Index
400 003	37-15
400 003	43-8
400 003	43-9
400 003	50-57
400 003	50A-25
400 004	2-35
400 004	28A-39
400 004	29-12
400 004	38-51
400 004	38-52
400 004	50A-26
400 004	76-42
400 008	74-45
400 008	75-46
400 008	82-8
400 008	83-7
400 009	2-44
400 009	28-15
400 009	28A-40
400 012	76-4
400 015	36-11
400 025	80-25
400 054	49-46
400 055	81-36
400 056	50-55
400 056	80-28
400 056	81-36
400 058	33-17
400 079v	56-82
400 102	32-38
400 103	61-10
400 108	34-36
400 110	28-31
400 111	28-32
400 112	34-45
400 113	45-31
400 113	46-27
400 113	47-26
400 114	34-39
400 159	29-10
400 163	37-37
400 166v	37-47
400 191v	34-38
400 218	34-48
400 224	32C-14
400 224	32C-18
400 274	56-61
400 274	56-62
400 309	56-61
400 310	56-61
400 328	56-62
400 329	56-62
400 437	77-62
400 437	78-24
400 437	78-28
400 437	84-59
400 438	15-32
400 438	33-60
400 438	56-29
400 438	57-43

Part Number	Fig. and Index
400 438	65-11
400 438	66-84
400 438	76-41
400 438	77-63
400 438	77-104
400 438	78-30
400 438	82-17
400 438	83-17
400 438	84-56
400 438	86-16
400 440	28-16
400 440	28A-38
400 440	29-11
400 440	32C-30
400 440	33-60
400 440	34-57
400 440	84-56
400 441	32C-28
400 441	32C-31
400 441	32C-32
400 441	33-20
400 441	77-50
400 441	77-66
400 441	77-67
400 441	77-68
400 441	77-103
400 443	13-38
400 443	74-66
400 443	75-54
400 443	76-35
400 443	77-108
400 443	84-53
400 443	85-13
400 443	85-14
400 444	2-43
400 444	34-37
400 444	75-60
400 444	85-14
400 446	77-69
400 446	78-23
400 448	76-39
400 448	82-20
400 449	77-70
400 450	33-18
400 450	33-19
400 450	38-43
400 450	50-56
400 451	13-38
400 451	82-19
400 453	33-19
400 456	82-19
400 456	83-15
400 457v	74-72
400 457v	82-20
400 458v	74-72
400 462v	76-19d
400 463	66-81
400 464	56-29
400 464v	66-81
400 467	32C-15

Part Number	Fig. and Index
400 481v	75-53
400 616v	32A-30
400 652v	76-36
400 653v	76-37
400 653v	76-38
400 653v	80-29
400 653v	80-31
400 653v	81-35
400 664v	77-71
400 672	76-44
400 672	79-3
400 672	82-18
400 673	57B-39
400 673	83-16
400 674	57B-40
400 674	57B-48
400 674	59-51
400 674	74-53
400 674	74-65
400 674	75-50
400 675	57B-39
400 679	38-20
400 680v	76-48
400 686v	46-28
400 686v	75-59
400 704	75-49
400 711	38-21
400 723v	34-41
400 757	38-30
400 761	34-40
400 761	38-45
400 777v	35-43
400 810v	38-53
400 862v	13-57
400 863v	13-58
400 867	34-51
400 869	82-7
400 869	83-9
400 876v	47-27
400 880v	38-31
400 885v	34-34
400 886v	34-34
400 903v	28-14
400 916	28A-16
400 916	28A-26
401 185	72-12
401 185	73-12
401 187	2-32
401 188	74-40
401 188	74-54
401 188	75-56
401 189	75-58
401 195	33-51
401 260v	42-14
401 265	28-18
401 265	28A-37
401 265	28A-38
401 265	29-11
401 265	35-38
401 266	13-56



Part Number	Fig. and Index
401 266	15-33
401 266	15-34
401 266	28-17
401 266	39-15
401 266	74-43
401 266	75-62
401 266	76-54
401 266	77-64
401 266	77-65
401 266	77-75
401 266	77-106
401 266	78-29
401 266	83-18
401 266	85-15
401 269	13-56
401 269	28-11
401 269	28A-37
401 269	28A-39
401 269	29-15
401 269	32C-29
401 269	33-18
401 269	34-42
401 269	50-54
401 269	77-109
401 269	78-31
401 269	80-23
401 269	81-23
401 270	2-42
401 270	34-47
401 270	80-24
401 270	80-26
401 270	80-30
401 270	85-13
401 273	32C-7
401 273	33-61
401 274	34-46
401 274	76-19
401 275v	42-35
401 279	78-26
401 286v	42-32
401 300v	84-55
401 301v	58-94
401 301v	67-14
401 301v	67A-26
401 307	73-14
401 310	57-44
401 310	58-53
401 310	66-111
401 310	80-37
401 310	81-37
401 311	37-14
401 311	43-3
401 311	43-11
401 312	43-3
401 315	28-31
401 315	28-32
401 315	28B-25
401 315	29-10
401 318	38-48
401 318	74-74
401 318	76-52

Part Number	Fig. and Index
401 320v	39-41
401 330	33-32
401 333v	49-11
401 333v	80-25
401 333v	81-22
401 334	32C-27
401 348v	38-47
401 353	74-36
401 354	74-56
401 354	75-55
401 355	28A-40
401 360v	33-62
401 370	33-63
401 378v	74-49
401 385v	74-34
401 385v	75-57
401 391	32A-31
401 393	32A-33
401 394	71-29
401 395	71-28
401 396	71-29
401 400	33-51
401 401	33-53
401 403	33-53
401 404	33-53
401 405	33-66
401 405	34-48
401 405	58-55
401 410v	33-67
401 411v	58-56
401 413v	32A-36
401 415v	33-67
401 417v	58-54
401 520v	66-25
401 532v	34-44
401 535v	56-61
401 535v	56-62
401 535v	57-29
401 535v	57A-53
401 543v	56-62
401 543v	57A-57
401 543v	58-59
401 544v	56-61
401 544v	57A-57
401 544v	58-58
401 918	33-15
401 918	37-40a
401 918	57A-38
401 918	66-108
401 919	58-60
401 919	58-61
401 919	58-79
401 920v	58-61
401 925v	71-35
401 926v	58-60
401 928v	58-79
401 970v	32A-34
401 970v	32A-38
401 971	71-30
401 971	71-35
401 986v	32A-37

Part Number	Fig. and Index
401 987v	32A-35
401 988v	32A-29
402 032	77-72
402 032	77-105
402 057v	12-23
402 057v	12-24
402 312v	34-35
402 312v	39-35
402 313	35-41
402 314v	50-58
402 314v	82-8
402 314v	83-7
402 344	35-40
402 344	39-36
402 344	39-37
402 345	39-37
402 349v	2-33
402 351	2-30
402 352	2-34
402 523v	34-44
402 679	75-49
402 757v	50-66
402 774v	33-6
402 775v	32A-32
403 054	42-33
403 055	42-15
403 055	42-34
404 004v	19-5
404 004v	19A-5
404 004v	19B-5
404 100	31A-50
404 100	33-14
404 100	38-20
404 100	38-31
404 100	50-59
404 100	57B-39
404 100	57B-40
404 100	57B-41
404 100	57B-48
404 100	59-51
404 100	76-48
404 101	28-31
404 101	28-32
404 101	34-35
404 101	34-36
404 101	34-39
404 101	34-41
404 101	35-41
404 101	39-35
404 101	45-32
404 101	46-29
404 101	47-26
404 101	61-10
404 101	77-73
404 102	34-38
404 102	35-40
404 102	39-36
404 102	39-37
404 103	34-48
404 104	56-63
404 104	80-27

Part Number	Fig. and Index
404 104	81-21
404 105	34-44
404 105	56-63
404 122v	37-25
404 122v	37-37
404 122v	37-47
404 224	24-6
404 224	24-95f
404 224	50-60
404 224	57B-38
404 224	59-50
404 224	66-71
404 224	67A-38
404 224	76-40
404 225	33-27
404 225	33-70
404 225	38-44
404 229	77-28
404 320v	76-23
404 321	42-12
404 321	42-24
404 321	42-37
404 322	33-5
404 322	34-33
404 322	45-14
404 322	74-63
404 322	75-45
404 322	76-23
404 325v	78-32
404 326v	38-31a
404 391v	76-36
404 391v	76-37
404 391v	76-38
404 391v	80-29
404 391v	80-31
404 391v	81-35
404 392	32-22
404 392	57B-41
404 392	59-48
404 392	74-53
404 392	74-65
404 392	75-50
404 392	75-59
404 392	76-44
404 392	79-3
404 392	80-28
404 392	81-36
404 392	82-18
404 392	83-16
404 393	32-38
404 393	34-45
404 393	38-21
404 393	75-49
404 395	34-40
404 395	38-30
404 395	38-45
404 599	34-50
404 751v	86-15
404 829	30-42
404 829	30-45
404 832	38-53



Part Number	Fig. and Index
404 833	24-92
404 835	28-17
404 835	32C-30
404 835	72-10
404 835	73-13
404 835	77-50
404 835	77-103
404 835	80-22
404 835	80-24
404 835	80-26
404 835	80-30
404 835	81-20
404 835	81-29
404 835	82-7
404 835	83-9
404 836	41-6
404 836	63-11
404 836	76-4
404 836	82-8
404 836	83-7
404 837	12-24
404 837	28A-40
404 837	29-10
404 837	35-43
404 837	72-12
404 837	73-12
404 838	33-8
404 838	41-6
404 838	41-39
404 840	35-42
404 843	39-29
404 885	77-71
404 887	2-38
404 887	2-42
404 887	2-43
404 887	13-38
404 887	13-56
404 887	13-57
404 887	15-33
404 887	15-34
404 887	18-29
404 887	20-15
404 887	28-11
404 887	28-16
404 887	28A-38
404 887	28A-39
404 887	29-11
404 887	29-15
404 887	30-13
404 887	30-15
404 887	30-16
404 887	30-29
404 887	32C-7
404 887	32C-15
404 887	32C-28
404 887	32C-29
404 887	32C-31
404 887	32C-32
404 887	33-7

Part Number	Fig. and Index
404 887	33-56
404 887	34-34
404 887	34-37
404 887	34-42
404 887	34-46
404 887	34-47
404 887	34-51
404 887	34-57
404 887	38-43
404 887	42-15
404 887	42-16
404 887	42 32
404 887	42-33
404 887	42-34
404 887	42-35
404 887	45-60
404 887	46-46
404 887	47-27
404 887	49-37
404 887	49-46
404 887	50-68
404 887	56-29
404 887	57-43
404 887	57A-54
404 887	57B-39
404 887	57B-40
404 887	59-51
404 887	65-11
404 887	66-83
404 887	74-43
404 887	74-66
404 887	74-72
404 887	75-53
404 887	75-54
404 887	75-62
404 887	76-19
404 887	76-19d
404 887	76-39
404 887	76-41
404 887	76-54
404 887	77-63
404 887	77-64
404 887	77-66
404 887	77-67
404 887	77-68
404 887	77-69
404 887	77-70
404 887	77-72
404 887	77-75
404 887	77-104
404 887	77-105
404 887	77-106
404 887	77-108
404 887	77-109
404 887	78-23
404 887	78-26
404 887	78-30
404 887	78-31
404 887	80-23

Part Number	Fig. and Index
404 887	80-24
404 887	80-26
404 887	80-30
404 887	81-23
404 887	82-19
404 887	82-20
404 887	83-15
404 887	83-18
404 887	84-56
404 887	84-59
404 887	85-13
404 887	85-14
404 887	85-15
404 887	86-16
404 888	2-36
404 888	2-44
404 888	13-58
404 888	28-15
404 888	28-31
404 888	28-32
404 888	28A-39
404 888	28A-40
404 888	28B-24
404 888	28B-25
404 888	29-10
404 888	29-12
404 888	32C-27
404 888	33-34
404 888	36-13
404 888	37-17
404 888	38-51
404 888	39-41
404 888	40-18
404 888	41-6
404 888	49-11
404 888	50-67
404 888	50A-25
404 888	50A-26
404 888	57-44
404 888	58-53
404 888	66-111
404 888	72-11
404 888	73-14
404 888	74-45
404 888	74-74
404 888	75-46
404 888	76-42
404 888	76-52
404 888	80-25
404 888	80-37
404 888	81-22
404 888	81-37
404 888	82-8
404 888	83-7
404 889	2-32
404 889	33-55
404 889	33-57
404 889	35-52
404 889	40-18

Part Number	Fig. and Index
404 889	74-34
404 889	74-36
404 889	74-40
404 889	74-49
404 889	74-54
404 889	74-56
404 889	75-55
404 889	75-56
404 889	75-57
404 890	2-30
404 890	2-33
404 890	2-34
404 890	32A-33
404 890	33-55
404 890	33-66
404 890	33-67
404 890	34-48
404 890	58-54
404 890	58-55
404 890	58-56
404 890	71-31
404 891	34-44
404 891	56-63
404 891	57-29
404 891	57A-53
404 891	57A-57
404 891	58-58
404 891	58-59
404 891	66-27
404 909	16-9
404 909	37-16
404 909	44-12
404 909	77-76
404 910	49-31
404 910	59-46
404 910	59-49
404 910	59-54
404 910	79-5
404 910	85-11
404 987v	30-19
404 987v	30-27
404 987v	30-28
404 989v	33-8
405 580	33-5
406 345	57B-13
406 345	59-23
406 357	18-30
406 357	92-20
406 372	50-44a
406 373	44-10
406 373	44-11
406 382v	2-39
406 382v	16-43
406 387v	43-4
406 387v	44-9
406 389v	30-22
406 389v	31-30
406 551v	77-65
406 551v	78-29

Part Number	Fig. and Index
406 646v	65-18
406 660	38-47
406 660	38-48
406 669v	58-82
406 723v	32A-32
406 796	45-52
406 809	22A-10
406 823	22-8
406 823	22A-7
406 823	23-7
406 834	65-20
406 846	16-42
406 863	22-9
406 863	22A-8
406 863	23-8
406 863	86-15
406 927v	2-26
406 940v	2-25
406 974	75-49
407 102	23-21
407 102	57B-18
407 102	59-24
407 104	57B-38
407 104	59-50
407 104	67A-37
407 105	59-47
407 105	67A-39
407 124v	46-42
407 124v	47-25
407 124v	54-52
407 124v	64-6
407 134v	86-15
407 135v	66-72
407 136	57A-38
407 136	58-60
407 136	58-61
407 136	58-79
407 136	63-14
407 136	66-108
407 137	57B-17
407 137	59-21
407 137	71-26
407 561v	35-49
407 561	37-12
407 561	77-59
407 562	16-9
407 562	24-29
407 562	24-32
407 562	30-45
407 562	37-10
407 562	44-12
407 562	49-37
407 562	75-61
407 562	76-36
407 562	76-37
407 562	77-71
407 562	77-76
407 562	81-35
407 563	49-31

Part Number	Fig. and Index
407 563	59-46
407 563	59-54
407 563	59-59
407 563	85-11
407 564	2-38
407 564	2-42
407 564	2-43
407 564	13-38
407 564	15-33
407 564	15-34
407 564	18-29
407 564	28-17
407 564	28A-38
407 564	31A-50
407 564	32C-7
407 564	32C-15
407 564	32C-28
407 564	32C-29
407 564	32C-30
407 564	32C-31
407 564	32C-32
407 564	33-64
407 564	34-34
407 564	34-57
407 564	35-38
407 564	38-43
407 564	38-46
407 564	42-15
407 564	42-16
407 564	46-44
407 564	47-27
407 564	49-22
407 564	56-29
407 564	56-82
407 564	57-43
407 564	57A-54
407 564	57B-39
407 564	57B-40
407 564	57B-41
407 564	57B-48
407 564	58-51
407 564	59-48
407 564	59-51
407 564	65-11
407 564	66-72
407 564	66-82
407 564	72-10
407 564	73-13
407 564	74-43
407 564	74-53
407 564	74-65
407 564	74-66
407 564	74-72
407 564	75-50
407 564	75-53
407 564	75-54
407 564	75-59
407 564	75-62
407 564	76-19

Part Number	Fig. and Index
407 564	76-19d
407 564	76-35
407 564	76-39
407 564	76-41
407 564	76-44
407 564	76-48
407 564	76-54
407 564	77-63
407 564	77-66
407 564	77-68
407 564	77-72
407 564	77-104
407 564	77-105
407 564	77-106
407 564	77-108
407 564	77-109
407 564	77-110
407 564	78-19
407 564	78-30
407 564	78-31
407 564	80-24
407 564	80-26
407 564	80-28
407 564	81-23
407 564	81-36
407 564	82-7
407 564	82-18
407 564	82-19
407 564	82-20
407 564	83-9
407 564	83-16
407 564	83-17
407 564	83-18
407 564	85-13
407 564	85-14
407 564	85-15
407 564	86-16
407 565	2-44
407 565	19-5
407 565	19A-5
407 565	19B-5
407 565	28-15
407 565	28-31
407 565	28-32
407 565	28A-16
407 565	28A-26
407 565	28A-39
407 565	28A-40
407 565	28B-24
407 565	29-10
407 565	29-12
407 565	32-22
407 565	32C-27
407 565	33-33
407 565	34-35
407 565	34-39
407 565	35-41
407 565	36-12
407 565	37-9

Part Number	Fig. and Index
407 565	38-21
407 565	38-51
407 565	38-52
407 565	39-35
407 565	40-20
407 565	43-3
407 565	43-8
407 565	43-9
407 565	43-11
407 565	46-45
407 565	47-26
407 565	50-62
407 565	50-64
407 565	50A-25
407 565	50A-26
407 565	56-15
407 565	58-60
407 565	58-61
407 565	58-79
407 565	58-94
407 565	61-10
407 565	63-14
407 565	67-14
407 565	67A-26
407 565	72-11
407 565	73-14
407 565	74-45
407 565	74-74
407 565	75-46
407 565	75-49
407 565	76-52
407 565	77-49
407 565	77-103
407 565	80-25
407 565	80-37
407 565	81-22
407 565	81-37
407 566	2-32
407 566	28A-40
407 566	29-10
407 566	32A-34
407 566	33-10
407 566	33-65
407 566	37-1
407 566	37-29
407 566	37-37
407 566	39-37
407 566	40-20
407 566	71-26
407 566	72-12
407 566	73-12
407 566	74-34
407 566	74-36
407 566	74-40
407 566	74-44
407 566	74-49
407 566	74-54
407 566	74-56
407 566	75-22a



Part Number	Fig. and Index
407 566	75-46
407 566	75-55
407 566	75-56
407 566	75-57
407 566	75-58
407 567	2-30
407 567	2-33
407 567	2-34
407 567	2-35
407 567	32A-31
407 567	32A-36
407 567	33-10
407 567	33-54
407 567	33-66
407 567	33-67
407 567	38-45
407 567	46-64
407 567	47-44
407 567	48A-4
407 567	54-51
407 567	58-54
407 567	58-55
407 567	58-56
407 567	67B-5
407 567	71-27
407 567	74-48
407 568	34-44
407 568	47-21
407 568	56-65
407 568	57-29
407 568	57A-53
407 568	57A-57
407 568	58-58
407 568	58-59
407 568	66-26
407 568	80-27
407 568	81-21
407 568	84-49
407 569	24-93
407 569	38-53
407 569	67B-10
407 581	84-54
407 583v	16-42
407 583v	79-5
407 584	20-15
407 584	29-15
407 584	33-11
407 584	33-12
407 584	34-46
407 584	38-20
407 584	38-31
407 584	39-15
407 584	42-15
407 584	45-46
407 584	46-43
407 584	47-24
407 584	50-63
407 584	55-124
407 584	56-29
407 584	57A-55

Part Number	Fig. and Index
407 584	57B-46
407 584	59-48
407 584	59-58
407 584	64-28
407 584	65-22
407 584	66-82
407 584	66-113
407 584	67A-48
407 584	75-53
407 584	75-59
407 584	77-50
407 584	77-62
407 584	77-64
407 584	77-67
407 584	77-69
407 584	77-70
407 584	77-75
407 584	77-103
407 584	78-23
407 584	78-26
407 584	78-28
407 584	79-3
407 584	80-23
407 584	80-30
407 584	81-23
407 584	81-29
407 584	81-36
407 584	84-56
407 584	84-59
407 585	2-36
407 585	2-44
407 585	32-38
407 585	34-36
407 585	34-45
407 585	35-41
407 585	37-8
407 585	38-52
407 585	41-7
407 585	41-22
407 585	41-41
407 585	45-47
407 585	49-11
407 585	50-65
407 585	57-44
407 585	58-53
407 585	63-11
407 585	66-111
407 585	75-49
407 585	76-4
407 585	76-42
407 585	77-60
407 585	77-68
407 585	77-74
407 585	77-110
407 585	80-25
407 585	82-8
407 585	83-7
407 586	12-23
407 586	12-24
407 586	24-95

Part Number	Fig. and Index
407 586	32A-38
407 586	33-54
407 586	34-38
407 586	35-40
407 586	35-43
407 586	37-38
407 586	39-36
407 586	41-22
407 586	57B-16
407 586	59-20
407 586	67A-17
407 586	74-38
407 586	77-61
407 587	32A-29
407 587	32A-33
407 587	32A-35
407 587	32A-37
407 587	34-48
407 587	38-30
407 587	41-7
407 587	41-38
407 588	33-9
407 589	34-44
407 610	30-8
407 610	31-21
407 610	32-37
407 620v	86-15
407 674	42-33
407 674	42-34
407 675	39-41
407 675	42-36
407 680	24-109
407 682	42-32
407 682	42-35
407 684v	49-19
407 684v	77-111
407 684v	78-33
407 694v	13-38
407 694v	13-56
407 694v	13-57
407 694v	13-58
407 694v	15-32
407 800	77-108
407 801	29-9
407 802v	37-28
407 837	12-23
408 813	30-8
408 813	31-21
408 815	57B-15
408 815	59-18
408 815	67A-16
408 823v	22-35
408 823v	23-21
409 910	59-59
410 043	2-8
410 076	2-36
411 348v	34-43
411 533	64-27
411 533	64-28
414 467v	2-37

Part Number	Fig. and Index
414 761	27-102
414 761	27A-90
414 763	50-44a
414 763	50-69
414 763	50-76
414 763	65-19
414 769	24-92
414 769	27-101
414 769	27A-89
415 145	16-9
415 146	66-64d
415 148	30-42
415 148	49-37
415 148	57B-18
415 148	59-24
415 149	22-8
415 149	22A-7
415 149	23-7
415 150	16-42
415 150	22-11
415 150	22A-11
415 150	23-10
415 150	30-19
415 150	74-37
415 150	75-61
415 151	16-11
415 151	22-35
415 151	23-21
415 171v	44-12
415 179v	24-95
415 309v	2-41
415 312v	2-40
415 444v	59-46
415 447	22A-9
415 447	23-9
415 448	18-30
415 448	57B-14
415 448	59-19
415 448	59-49
415 449	43-4
415 449	44-9
415 449	44-10
415 449	49-31
415 449	92-4
415 450	22-9
415 450	22A-8
415 450	23-8
415 450	77-76
415 452	59-59
415 458	16-14
415 535v	24-97
415 736	30-28
415 736	30-33
415 737	30-45
415 737	37-11
415 739	30-27
415 739	30-32
415 741	56-14
415 753	59-53
415 753	59-54

Part Number	Fig. and Index
415 753	79-5
415 754	59-52
415 754	79-5
415 754	85-11
416 087v	46-15
416 210v	54-52
416 300v	58-9
416 300v	67A-25
416 302v	51-82
416 302v	52-85
416 305v	51-83
416 305v	52-86
416 327v	57A-55
416 328v	2-38
416 329v	57-43
416 329v	57A-54
416 346v	37-13
416 633	64-26
416 794	72-10
416 794	73-13
416 942v	30-13
416 990v	30-15
416 993	42-16
416 994	47-25
416 995	45-36
416 996	49-22
416 996	65-22
416 996	66-84
416 996	66-113
416 999	20-15
416 999	66-68
417 694	56-59
417 694	58-9
417 694	67-25
417 694	67A-51
417 775	30-16
417 775	30-29
417 775	45-59
417 781	76-40
418 351v	59-47
418 351v	63-14
418 420	63-14
418 420	67A-39
418 430	56-76
418 430	57-66
418 430	57A-37
418 457v	57B-7
418 457v	59-6
418 457v	67A-6
419 641v	23-36
419 646v	22A-43
419 647v	22A-42
419 681v	23-37
419 682	30-38
419 682	31B-34
419 683	22-24
419 683	24-14
419 683	24-80
419 683	31-2
419 683	31A-52

Part Number	Fig. and Index
419 683	32-39
419 683	79-6
419 692	24-13
419 746	22-10
419 746	23-11
419 746	24-57
419 746	30-51
419 746	31-31
419 875v	22-24
419 875v	22A-44
419 920	2-39
419 920	16-43
419 920	43-4
419 920	44-9
419 920	44-10
419 920	44-11
419 920	50-44a
419 928v	22A-45
419 973	24-7
420 704	22-8
420 707	22-28
424 040v	45-33
424 041v	45-34
424 041v	76-36
424 041v	76-37
424 041v	76-38
424 041v	80-29
424 041v	80-31
424 041v	81-35
424 050	35-51
424 050	37-55
424 050	57B-46
424 050	59-58
424 050	67A-48
424 050	77-53
424 051	24-29
424 051	24-32
424 051	24-52
424 051	24-53
424 051	24-78
424 051	28-31
424 051	28-32
424 051	30-8
424 051	31-21
424 051	31A-50
424 051	32-22
424 051	32-38
424 051	33-13
424 051	34-36
424 051	34-39
424 051	34-45
424 051	38-20
424 051	38-21
424 051	38-31
424 051	45-35
424 051	46-31
424 051	47-24
424 051	47-26
424 051	50-61
424 051	55-124

Part Number	Fig. and Index
424 051	57B-39
424 051	57B-40
424 051	57B-41
424 051	57B-48
424 051	59-48
424 051	59-51
424 051	61-10
424 051	74-41
424 051	74-50
424 051	74-53
424 051	74-65
424 051	75-50
424 051	75-59
424 051	76-44
424 051	76-48
424 051	77-54
424 051	77-74
424 051	78-25
424 051	79-3
424 051	79-4
424 051	80-28
424 051	81-36
424 051	82-18
424 051	83-16
424 052	34-35
424 052	34-38
424 052	34-41
424 052	35-40
424 052	35-41
424 052	38-46
424 052	39-35
424 052	39-36
424 052	39-37
424 052	74-39
424 052	75-49
424 052	75-51
424 052	76-43
424 052	77-55
424 052	77-73
424 053	74-47
424 053	74-55
424 053	75-48
424 054	74-35
424 054	74-46
424 054	74-57
424 054	75-47
424 055	74-42
424 055	75-35
424 059	38-30
424 059	38-45
424 059	56-64
424 060	34-40
424 060	34-44
424 060	34-48
424 060	80-27
424 060	81-21
424 061	67B-27
424 077v	84-54
424 095	32-37
424 095	33-9a

Part Number	Fig. and Index
424 09	37-25
424 095	37-37
424 095v	37-47
424 095	49-18
424 095	77-110
424 096v	77-55
424 123v	77-107
424 123v	78-34
424 139v	84-54
424 140	30-8
424 140	31-21
424 140	32-37
424 141	24-52
424 145v	35-49
424 148	77-56
424 153v	77-57
424 155	24-53
424 155	77-58
424 162	24-31
424 163	24-29
424 163	37-7
424 176	45-43
424 176	46-32
424 177	48-16
424 177	77-74
424 178	47-24
424 180v	78-25
424 181	38-20
424 181	48-17
424 182	77-110
424 184v	48-18
424 185	79-4
424 186	79-4
424 187	28-26
424 187	38-46
424 195	45-44
424 230v	33-16
424 357v	48-19
434 120v	84-52
434 126	85-10
434 128	20-11
434 128	28-44
434 128	28-46
434 128	49-35
434 129	66-64c
434 132	46-40
434 132	52-107
434 132	52-108
434 133	54-33
434 133	55-71
434 134	55-70
434 135	55-69
434 135	55-71
434 135	92-12
434 135	93-9
434 136	55-69
434 142v	53-29
434 144	92-11
434 144	93-10
434 151v	45-45

Part Number	Fig. and Index
434 151v	46-41
434 151v	47-23
434 151v	52-66
434 151v	52-107
434 151v	52-108
434 159v	53-95
450 018v	68-53
450 030	68-53
450 035	68-53
450 380	18-1
450 380	19-1
450 380	19A-1
450 380	19B-1
450 391v	68-58
450 397v	68-55
450 611	16-22
450 646	16-16
450 648	16-20
450 648	87-20
450 648	88-19
450 658	16-24
450 712	17-13
450 728	16-16
450 741	68-65
450 742	68-66
450 762v	16-12
450 762v	17-16
450 765v	16-10
450 788	16-24
450 788	17-22
450 793v	16-12
450 793v	17-16
450 799v	16-12
450 799v	17-15
450 799v	Misc.
450 904v	58-2
450 904v	67B-1
450 944v	56-5
450 948v	57-4
450 949v	57-4
450 955v	56-5
450 957v	57-4
450 957v	57A-6
450 963v	49-26
450 964v	66-23
450 968v	49-26
450 977v	67-23
450 977v	67A-33
450 977v	67B-1
450 993v	56-5
450 997	56-5
451 100	51-70
451 100	52-70
451 100	53-44
451 100	55-66
451 127	91-6
451 128	91-8
451 129	91-7
451 270	91-4

Part Number	Fig. and Index
451 272	91-9
451 272	92-13
451 272	93-4
451 273	91-10
451 273	92-14
451 273	93-5
451 718	37-52
451 718	41-1
451 720	33-4
451 720	37-18
451 720	39-47
451 724	37-18
451 728v	35-45
451 735	33-3
451 735	37-19
451 735	39-48
451 739v	35-46
451 755	33-77
451 755	36-1
451 769	37-53
451 769	40-1
451 778	37-53
451 778	40-1
451 783v	40-24
451 786v	39-50
451 831v	68A-15
451 848v	27-2f
451 848v	68-77
451 848v	68-79
451 848v	68-81
451 848v	68-83
451 848v	68-85
451 854	37-49
451 855	56-22
451 857	51-75
451 857	52-78
451 857	53-106
451 857	54-77
451 857	55-100
451 862v	51-49
451 862v	52-49
451 862v	53-88
451 872	51-39
451 872	52-88
451 872	53-25
451 881	19A-20
451 881	19B-20
451 891v	71-1
451 892v	71-1
451 906v	32A-20
451 907v	32A-21
451 907v	32A-23
451 908v	32A-22
451 920v	32A-2
451 939	18-31
451 939	18-32
451 939	19-14
451 939	19A-26
451 939	19B-21

Part Number	Fig. and Index
452 009	38-27
452 011	74-51
452 011	75-40
452 011	76-46
452 011	80-35
452 011	81-32
452 015	77-78
452 015	78-16
452 332	33-1
452 333	33-2
452 335	42-11
452 335	42-23
452 335	76-22
452 336v	76-22
452 357	33-26
452 357	33-69
452 357	34-7
452 357	74-64
452 357	75-44
452 366	35-12
452 368v	38-16
452 372	77-16
452 372	80-5
452 372	81-9
452 374	77-15
452 384v	50-3a
452 386v	28-28
452 386v	28A-8
452 386v	34-29
452 387v	4-29
452 387v	4-31
452 387v	5-34
452 387v	5-36
452 387v	50-23a
452 388v	80-20
452 388v	81-11
452 389v	80-16
452 389v	81-10
452 394v	15-39
452 395v	49-17
452 407v	71-32
452 413v	77-101
452 413v	78-45
452 418v	77-102
452 418v	78-44
452 419	33-2
452 445v	34-13
452 446v	38-5
452 446v	38-9
452 447v	35-27
452 448v	35-3
452 448v	35-26
452 448v	35-32
452 448v	39-11
452 448v	39-20
452 449v	34-18
452 450v	34-19
452 451v	34-28
452 451v	38-50

Part Number	Fig. and Index
452 465v	68-51
452 474v	34-18
452 475v	34-52
452 477v	35-50
452 541v	71-32
452 549v	32A-5
452 558v	32C-13
452 558v	32C-17
452 561v	32C-25
452 563v	32A-6
452 897	68-68
452 935v	32B-7
453 124	33-42
453 124	35-35
453 124	37-32
453 124	39-32
453 141	16-5
453 141	24-73
453 141	25-5c
453 141	26-70
453 141	27-22
453 141	27A-45
453 141	28-35
453 158	56-69
453 158	57-33
453 158	57A-36
453 158	58-88
453 158	66-21
453 199v	34-50
453 415	91-17
453 415	92-22
453 417v	91-17
453 417v	92-17
453 417v	93-22
453 425v	86-6
453 425v	86A-10
453 425v	90-8
453 426v	86-6
453 426v	86A-10
453 426v	90-8
453 602v	69A-5
453 616	18-20
453 616	52-63
453 616	52-92
453 639	68-72
453 653	87-12
453 656	55-112
453 680	51-63
453 680	52-64
453 680	52-71
453 680	53-32
453 680	55-62
453 687v	17-28
453 691v	26-33
453 691v	27-59
453 695v	94-9
453 706v	26-40
453 706v	29-3
453 714v	48-15

Part Number	Fig. and Index
453 802v	2-29
453 855	95-16
453 856v	24-116
453 857v	24-116
453 884v	32C-26
454 053	33-43
454 053	35-36
454 053	37-31
454 083	68-57
454 083	71-33
454 161	68-71
454 173	49-10
454 656	69-8
454 656	85-9
454 658	20-37
454 662	69-8
454 663	69-7
454 664	87-24
454 665v	69-7
454 668v	69A-2
454 669v	69A-3
454 670v	69A-4
454 700v	69-8
454 700v	70-2
454 700v	94-4
454 701v	69-7
454 701v	70-1
454 702v	70-3
454 703v	70-4
454 703v	70-6
454 704v	70-5
454 705v	70-6
454 706v	69A-2
454 706v	70-2
454 707v	69A-3
454 707v	70-3
454 708v	69A-4
454 708v	70-4
454 708v	70-6
454 709v	70-6
454 710v	68A-17
454 710v	70-5
454 711v	69A-1
454 711v	70-1
454 800v	32-19
454 800v	56-57
454 804v	56-66
454 816	57-42
454 816	57A-51
454 833	20-23
454 833	49-36
454 835v	30-21
454 837v	18-16
454 837v	56-27
454 837v	57-41
454 837v	57A-52
454 837v	58-50
454 837v	66-86
454 838v	26-29

Part Number	Fig. and Index
454 852	31B-30
454 854	45-53
454 873	69-15
454 887	30-14
454 887	30-30
454 887	45-54
454 889	91-17
454 889	92-22
454 905	57B-22
454 905	57B-25
454 905	59-34
454 905	59-57
454 905	59-60
454 921	32A-24
454 929	20-20
454 929	45-55
454 934	39-43
454 950	31-29
454 950	31A-39
454 950	32-36
454 981	66-90
454 983	32B-33
454 983	46-47
454 983	47-22
454 983	53-40
454 983	54-48
454 983	57A-50
454 983	58-48
454 983	67-19
454 983	67A-45
454 985	11-41
454 985	31A-38
454 985	31A-39
454 985	31B-29
454 985	32-36
454 993v	30-46
454 993v	31-45
454 993v	31-47
454 993v	31-51
454 993v	31A-20
454 993v	31A-21
454 993v	31A-47
454 993v	56-66
454 993v	56-67
454 993v	56-81
454 993v	66-89
454 994v	30-2
454 994v	30-46
454 994v	31-44
454 994v	31-50
454 994v	31-51
454 994v	31A-47
454 994v	31A-43
454 994v	31B-16
454 994v	51-111
454 994v	52-126
454 994v	53-96
454 997	30-4
454 997	31-46

Part Number	Fig. and Index
454 997	31-48
454 997	31-49
455 124	33-41
455 124	35-34
455 124	37-33
455 124	39-31
455 151	68-31
455 259v	51-90
455 259v	52-96
455 278v	20-7
455 278v	21-6
455 928	20-14
455 932v	48-25
455 932v	48A-1
455 938v	46-48
455 938v	47-29
455 948v	48-25
455 948v	48A-18
456 703v	95-4
456 703v	95-21
456 728	72-6
456 728	73-8
456 738v	68A-10
458 855v	57A-45
458 855v	58-43
458 855v	58-77
458 864v	54-22
458 864v	55-60
458 865v	84-37
458 868v	51-34
458 868v	51-50
458 868v	51-50a
458 868v	52-34
458 868v	52-50
458 868v	53-24
458 868v	53-89
458 868v	55-48
458 870v	56-28
458 870v	57-16
458 870v	58-45
458 871	55-49
458 873	37-4
458 873	52-34
458 873	52-50
458 876	54-42
458 878	52-61
458 878	52-61a
458 880	45-39
458 881	46-34
458 881	47-16
458 886	56-23
458 886	56-23a
458 886	56-24
458 886	56-25
458 886	57-13
458 886	58-43
458 886	66-6
458 890	52-58
458 890	52-91

Part Number	Fig. and Index
458 891	48-21
458 891	84-36
458 892	51-58
458 892	52-58
458 892	53-39
458 892	54-19
458 893	18-21
458 893	18-23
458 893	87-27
458 894	41-11
458 894	46-35
458 894	47-17
458 894	48-20
458 894	84-35
458 895	51-57
458 895	52-57
458 895	53-37
458 895	54-18
458 895	54-41
458 896	52-50
458 896	52-61
458 896	56-23a
458 897	51-61
458 897	52-57
458 897	52-61
458 898	18-8
458 898	56-24
458 898	56-25
458 898	66-6
458 898	66-78
458 900	47-18
458 900	84-38
458 901	51-41
458 901	52-61a
458 903	52-49
458 904	45-56
458 904	48-24
458 910	45-41
458 910	46-37
458 910	46-38
458 910	47-19
458 910	84-40
458 911	51-62
458 911	52-62
458 920	57-32
458 934	45-40
458 934	84-39
458 935	52-93
458 936	51-50
458 936	51-50a
458 936	51-87
458 936	52-93
458 936	53-89
458 936	55-48
458 938	84-39
458 940	54-43
458 941	18-31
458 941	18-32
458 945	18-19



Part Number	Fig. and Index
458 945	18-22
458 946v	51-32
458 946v	52-31
458 946v	53-15
458 946v	54-56
458 948	18-21
458 948	18-23
458 948	19A-16
458 948	21-24
458 948	51-49
458 948	55-45
458 957	56-23
458 957	56-23a
458 957	56-24
458 957	56-25
458 958	18-9
458 958	19-16
458 958	19A-18
458 958	19B-17
458 959v	51-88
458 959v	52-94
459 441v	24-102
459 957v	38-28
460 463v	55-117
460 464v	51-118
460 464v	53-93
460 464v	55-79
460 464v	55-117
460 602v	70-39
460 602v	95-20
460 630	56-80
460 630	58-72
460 632	56-12
460 632	57-25
460 632	57A-18
460 632	66-69
460 634	57-28
460 634	66-76
460 651	51-35
460 651	52-35
460 651	53-19
460 651	55-64
460 652	51-67
460 652	52-67
460 652	53-77
460 682	17-55
460 685	57A-49
460 685	58-46
460 685	67-18
460 685	67A-41
460 691	2-11
460 691	35-25
460 691	37-23
460 691	37-36
460 691	38-3
460 691	38-7
460 691	38-33
460 798	18-5
460 801	2-11
460 801	38-33

Part Number	Fig. and Index
460 836v	19B-22
460 860	38-19
460 888v	19-18
460 888v	19A-6
460 888v	19B-6
460 901v	27-2g
461 131v	38-25
461 136	76-45
461 164v	59-11
461 386v	32B-21
461 621	69-4
461 622	69-4
461 623	69-4
461 629v	68A-7
462 012	68-59
462 019	51-72
462 019	52-74
462 019	53-99
462 019	54-70
462 019	55-93
462 019	55-105
462 024	35-37
462 024	39-27
462 034	35-6
462 034	39-22
462 042	68-63
462 046	68-63
462 049	51-28
462 049	52-28
462 049v	53-21
462 049	54-63
462 050	33-45
462 058	54-49
462 060	51-119
462 060	53-43
462 060	54-50
462 060	55-115
462 061	55-88
462 110v	32A-4
462 111v	32A-4
462 112v	32A-4
463 372	49-24
463 380	45-58
463 380	46-30
463 390v	92-12
463 390v	93-8
463 394v	55-68
463 395v	53-94
463 395v	55-67
463 401v	55-68
463 401v	55-70
463 403v	55-67
464 022	24-9
464 023	77-17
464 031v	24-9
464 036v	8-25a
464 036v	9-23
464 046v	24-9
464 362	91-12
464 362	92-16

Part Number	Fig. and Index
464 362	93-1
465 256	69-2
465 257v	69-5
465 258v	69-9
467 064	93-7
467 065v	91-16
467 066v	87-14
468 002	69-16
468 002	93-19
468 006	69-17
468 006	93-20
470 652v	24-10
470 652v	69-18
470 713v	24-10
470 713v	69A-18
470 713v	70-37
470 728v	24-10
470 728v	70-37
471 049	56-39
471 049	57-47
471 049	66-92
471 059	30-60
471 059	31-40
471 080	24-8
471 080	45-30
471 084v	57-49
471 084v	57-51
471 084v	66-94
471 084v	66-96
471 088v	24-59
471 088v	30-52
471 096	24-59
471 096	30-52
472 010v	24-4a
472 017	64-12
472 017	65-3
472 017	66-57
472 036	68-28
472 038	68-27
472 051v	17-39
472 051v	70-26
472 054	19-24
472 054	70-27
472 056v	70-26
472 056v	95-19
472 330	68-20
472 649v	17-24
472 649v	69-19
472 661	68-62
472 665	68-45
472 666	68-48
472 712v	16-35
472 724v	68-23
472 736	68-42
472 792v	68-23
472 822v	94-7
472 823v	94-6
472 824v	94-8
473 185v	26-92
473 187v	32B-20

Part Number	Fig. and Index
473 187v	32B-23
474 345v	81-5
474 647	91-13
474 647	92-17
474 649	91-13
474 649	92-17
474 652v	91-13
474 652v	92-17
474 652v	93-2
475 110v	57-6
475 110v	57A-7
475 111v	66-24
475 114v	66-24
475 121	56-7
475 123v	56-7
475 123v	57-6
475 124v	56-7
475 124v	57A-7
475 124v	58-83
475 125v	56-7
475 134	56-7
476 643	20-40
476 643	21-23
476 643	45-57
476 647	20-39
476 647	21-22
476 647	87-22
476 648	39-46
476 648	41-11
476 648	41-45
476 648	84-33
476 648	84-57
476 662	51-56
476 662	51-86
476 662	51-91
476 662	52-97
476 662	53-38
476 662	53-85
476 662	54-20
476 662	55-61
476 664	57-14
476 664	66-77
476 667	52-55
476 671	51-56
476 671	51-86
476 671	52-33
476 671	52-56
476 671	52-91
476 673	72-7
476 673	73-9
476 678	51-33
476 678	51-97
476 678	52-33
476 678	52-55
476 678	53-17
476 678	53-34
476 678	54-36
476 678	54-60
476 678	55-60
476 678	55-118



Part Number	Fig. and Index
476 685v	51-60
476 685v	52-60
476 688v	57A-47
476 688v	58-42
476 689v	55-119
476 690v	55-52
476 705v	51-22
476 705v	53-30
477 618	45-48
477 618	46-39
477 618	47-20
477 618	84-48
477 620	54-47
477 624	18-7
477 627	54-44
477 628	54-45
477 629	54-46
477 629	84-47
477 631	51-120
477 631	53-97
477 631	54-23
477 631	55-114
477 650v	20-36
477 650v	69-10
477 657	29-9
477 668v	66-70
477 670v	51-117
477 670v	53-92
477 670v	55-78
477 670v	55-116
477 672v	2-37
477 672v	50-44a
477 672v	50-77
477 672v	50-77
477 672v	50-79
477 672v	50-81
477 673v	92-7
477 674v	43-4
477 677	51-32b
477 677	54-58
477 680v	55-116
477 683v	27-101
477 683v	27-102
477 683v	27A-89
477 683v	27A-90
477 696v	22-35
477 696v	23-21
477 709	28A-16
477 709	28A-26
480 059v	49-25
480 063v	49-45
480 683	80-7
480 685v	64-5
480 685v	64-31
480 685v	66-118
480 690v	28B-14
480 691	24-95e
480 694	24-30
480 694	24-54

Part Number	Fig. and Index
480 696	76-16
480 696	77-45
480 698	45-12
480 698	76-17a
480 700	35-44
480 701	28A-15
480 701	28A-24
480 701	28B-12
480 713v	77-51
480 714v	77-44
480 720v	46-11
480 723	55-89
480 727v	28B-13
480 727v	66-28
480 730v	80-22
480 730v	80-24
480 730v	80-26
480 730v	81-20
480 733v	76-17a
481 625v	74-33
481 640v	78-22
481 640v	85-12
481 651	74-28a
481 651	80-8
481 651	81-26
481 666	51-99
481 666	52-109
481 666	53-1
481 681	18-2
481 689v	55-1
481 692	18-2
481 692	19-2
481 692	19A-2
481 692	19B-2
481 701v	55-1
481 707v	54-64
484 218v	32B-14
484 222v	68A-6
484 223v	68A-16
484 224v	28-42
484 224v	28A-43
484 234v	95-18
484 291v	64-17
484 291v	65-17
484 291v	66-62a
484 303v	95-3
484 307v	51-52
484 307v	53-83
484 307v	55-56
484 341	64-17
484 341	66-62a
484 342	58-64
484 348	51-65
484 348	52-65
484 348	55-63
484 349v	56-73
484 349v	66-79
484 351	51-53
484 351	53-86

Part Number	Fig. and Index
484 351	55-58
484 352	55-87
484 359	55-87
484 359	55-113
484 373	68-56
484 373	72-8
484 373	73-10
484 375v	68-89
484 375v	95-5
484 385	16-4
484 385	24-75
484 385	25-5e
484 385	26-71
484 385	27-23
484 385	27A-46
484 385	28-37
484 407v	69-6
484 416v	95-6
484 426v	70-21
484 428v	64-5
484 428v	64-31
484 428v	65-8
484 428v	66-118
484 436v	95-7
484 461v	95-22
484 654	56-21
484 697	55-88
484 698	33-44
484 698	41-4
484 699v	37-21
484 700	45-11
484 700	45-51
484 701	45-15
484 701	46-13
484 701	46-54
484 701	47-34
484 701	48A-9
484 702	45-17
484 705	33-47
484 706	38-40
484 706	45-16
484 706	46-14
484 706	46-59
484 706	47-39
484 706	48A-10
484 711	37-27
484 711	41-4
484 711	41-35
484 714	39-23
484 717	35-7
484 717	39-24
484 718	35-8
484 718	39-25
484 719v	38-4
484 719v	38-8
484 720	33-48
484 721	45-18
484 723	35-9
484 727v	46-55

Part Number	Fig. and Index
484 727v	47-35
484 733	33-39b
484 739v	46-10
484 746v	37-40
484 747v	77-86
484 747v	78-41
484 769v	37-21
484 770v	33-44
484 772v	24-95d
484 788v	37-30
484 788v	84-3
484 790v	35-4
484 790v	39-34
484 792v	10-12e
484 792v	11-13
484 799v	35-5
484 799v	39-21
484 826	35-32a
484 826	39-25a
485 129v	24-67
485 889	20-26
486 160v	24-106
486 188v	37-26
486 190v	92-20
486 335v	58-51
486 560v	28A-49
486 563	76-53
486 564v	16-17
486 570	16-17
486 570	17-52
486 575	17-52
486 576	16-17
486 588v	16-17
486 594v	17-52
487 245v	68-26
487 388v	91-15
487 562v	64-5a
487 585	66-116
487 587v	66-114
487 598	66-115
487 629	25-73
487 629	27-13a
487 629	27-75
487 629	27A-29
487 629	27A-68
487 632v	8-5
487 632v	49-23
487 673v	64-32
487 673v	66-119
487 674v	8-5
487 674v	9-4
487 674v	49-23
487 695v	29-13
487 700v	70-24
487 718v	64-5a
487 719v	64-32
487 719v	65-7
487 719v	66-119
487 723	58-71



Part Number	Fig. and Index
487 724	58-70
487 769	69-14
487 770v	69-13
487 771v	20-34
487 771v	69-12
487 777	68-87
487 827	69-11
487 829	90-16
487 844v	69-11
487 868v	70-17
487 901v	86-12
487 901v	86A-7
487 919v	69A-15
487 920v	69A-17
487 921v	69A-16
487 922v	27-2e
487 925v	59-10
487 925v	68-73
487 926v	19-23
487 931v	21-17
487 936v	70-28
487 937v	84-45
487 961v	69A-14
488 310	20-42
488 318	51-59
488 318	52-59
488 318	53-76
488 318	55-54
488 320	45-42
488 320	46-36
488 327	57B-37
488 327	59-42
488 327	67A-35
488 330	52-60
488 330	52-87
488 336v	52-60
488 336v	52-87
488 380	20-28
488 380	21-14
488 381	52-68
488 462v	68-67
488 474	20-41
488 474	21-25
488 483v	55-51
488 485v	95-8
488 487v	55-52
488 489	51-50a
488 489	53-90
488 490v	51-7
488 490v	51-55
488 490v	52-55
488 490v	52-87
488 490v	53-18
488 490v	53-90
488 496v	51-68
488 496v	52-68
488 496v	55-53
488 499v	48-22
488 545v	68-67
488 666	20-35

Part Number	Fig. and Index
489 371	26-31
489 384v	70-19
489 385v	70-20
489 388v	24-107
489 388v	26-85
489 388v	27-52
489 388v	27A-80
491 048	51-51
491 048	52-51
491 048	53-82
491 048	55-55
491 049	51-53
491 049	52-53
491 049	55-56
491 050	45-37
491 050	46-33
491 050	47-15
491 050	48-23
491 050	84-32
491 051	51-54
491 051	51-85
491 051	52-54
491 051	52-90
491 052	51-62
491 052	53-84
491 052	55-57
491 052	55-113
491 053	55-57
491 053	55-87
491 054v	51-52
491 054v	52-52
491 054v	53-83
491 054v	55-56
491 055	54-35
491 055	56-75
491 055	57-62
491 055	57A-48
491 055	58-41
491 055	66-88
491 060	45-38
491 060	46-37
491 060	46-38
491 060	47-14
491 062	54-38
491 064	54-37
491 071v	55-55
491 082v	51-54
491 082v	51-85
491 082v	51-116
491 082v	53-87
491 082v	54-39
491 082v	55-59
491 084v	55-59
492 022	51-32a
492 022	51-81
492 022	52-31
492 022	52-84
492 022	53-16
492 022	53-41
492 022	54-21

Part Number	Fig. and Index
492 022	54-57
492 022	55-103
492 022	55-108
492 061	45-49
492 065	18-14
492 065	19-6
492 065	19A-7
492 065	19B-8
492 083v	55-91
492 100	21-19
492 104v	55-91
492 125v	55-91
492 132v	51-81
492 132v	52-84
492 132v	53-41
492 132v	54-21
492 132v	55-103
492 162v	32D-3
492 171v	55-91
492 172v	58-81
494 001	22-24
494 001	23-11
494 001	23-37
494 001	24-14
494 001	24-80
494 001	30-38
494 001	31-2
494 001	31A-52
494 001	31B-34
494 001	32-39
494 003	24-13
494 025	33-46
494 057	66-114
494 057	66-115
494 057	66-116
494 066	77-65
494 066	78-29
494 071	50-44a
494 076v	34-48
494 076v	71-34
494 081	50-44a
494 081	50-76
494 087	72-10
494 087	73-13
494 093v	80-22
494 093v	80-24
494 093v	80-26
494 093v	81-20
494 101v	2-37
494 101v	50-69
494 103v	74-73
494 114v	39-30
494 123v	31A-40
494 123v	32-47
494 133v	84-56
494 141v	24-106
494 192v	84-53
494 227v	58-9
494 227v	67-25
494 227v	67A-51

Part Number	Fig. and Index
494 644	51-27
494 644	52-27
494 644	53-20
494 644	54-62
524 145v	57B-46
524 145v	59-58
524 145v	67A-48
550 487v	68-63
550 490v	17-21
550 492v	17-21
550 543v	17-57
550 548v	17-57
550 549v	17-58
550 597v	16-23
550 600v	16-12
550 600v	17-15
550 600v	Misc.
550 614v	16-16
550 614v	17-14
550 617v	16-12
550 617v	17-15
550 617v	Misc.
550 618v	16-12
550 618v	17-16
550 619v	49-43
550 620v	49-43
550 629v	16-20
550 629v	17-49
550 629v	87-20
550 629v	88-19
550 640	87-3
550 640	88-3
550 642	87-11
550 642	88-7
550 643	88-3
550 646	16-15
550 647	16-13
550 662	16-63
550 662	17-43
550 702v	Misc.
550 759	Misc.
550 777	88-7
550 778	89-12
550 778	90-15
550 779	88-3
550 780	89-5
550 780	90-5
550 782	16-24
550 782	17-22
550 805v	17-13
550 906v	58-2
550 906v	67B-1
551 114	89-10
551 114	90-10
551 174v	92-6
551 175v	92-6
551 176v	92-5
551 177v	92-15
551 207v	91-7
551 209v	91-6

Part Number	Fig. and Index
551 216	94-1
551 219v	92-5
551 232v	94-2
551 368v	28-5
551 368v	28A-30
551 373v	28A-30
551 374v	28A-31
551 374v	29-4
551 701	39-49
551 701	41-24
551 703v	37-52
551 703v	41-1
551 705v	37-52
551 705v	39-49
551 705v	41-1
551 750	39-51
551 750	40-1
551 751v	37-53
551 751v	39-51
551 751v	40-1
551 753v	35-47
551 753v	36-1
554 005v	34-49
554 753v	64-7
554 761v	32A-3
554 772v	31-47
554 772v	31-50
554 772v	31A-21
554 772v	31A-43
554 772v	56-68
554 800v	56-68
554 803v	58-75
554 804	58-47
554 804	58-76
554 816	39-45
554 820	19-21
554 820	19A-24
554 820	19B-23
554 826v	31-47
554 848	60-11a
554 848	60-22
554 848	66-47a
554 859v	57-67
554 859v	57A-59
554 860v	56-46
554 860v	57-53
554 860v	66-106
554 861v	19A-21
554 861v	19B-25
554 861v	20-8
554 861v	20-32
554 861v	21-7
554 861v	21-15
554 861v	21-26
554 865v	31-49
554 865v	31A-38
554 866v	52-47
554 882	31A-20
554 882	31A-21
554 883v	66-85
554 888v	19-22

Part Number	Fig. and Index
554 888v	19A-22
554 888v	19B-26
554 888v	32A-25
554 888v	32A-26
554 889v	18-7
554 889v	18-13
554 890v	56-47
554 890v	66-107
554 896v	31A-38
554 918v	58-87
554 926	32B-16
554 948v	58-49
554 958v	18-26
554 958v	19A-25
554 958v	19B-27
554 979v	38-26
554 979v	74-52
554 979v	75-41
554 979v	76-47
554 979v	77-77
554 979v	78-17
554 979	80-36
554 979v	81-33
554 985v	19-20
554 985v	19A-23
554 985v	19B-24
555 412v	32A-1
555 457v	32C-2
555 501v	93-11
558 892v	32A-23
558 900	18-8
558 900	19-15
558 900	19A-17
558 900	19B-18
558 905v	55-46
558 906v	51-88
558 906v	53-91
558 906v	55-47
558 908v	66-78
558 910v	53-23
558 912	18-19
558 912	18-22
558 912	18-31
558 912	18-32
558 912	19-17
558 912	19A-19
558 912	19B-19
558 918v	55-46
558 998v	32B-11
565 181v	26-61
565 414v	32A-19
565 415v	32A-16
565 416v	68A-8
565 441v	32A-16
565 442v	32-18
571 056v	55-82
571 069v	16-2
571 087v	86-13
571 089	68A-11
571 103v	93-17
571 131v	28B-17

Part Number	Fig. and Index
580 881v	33-72
580 887	54-61
580 894	91-11
581 025v	65-21
581 330v	82-22
581 332v	82-21
581 489v	24-103
587 221v	24-78
587 299v	28A-9
587 807v	95-10
587 808v	95-11
587 808v	95-12
587 808v	95-13
587 809v	95-14
587 844v	68A-14
588 356v	95-17
588 391v	51-21
588 391v	53-31
588 391v	55-51
596 032v	86-18
596 059v	93-11
596 138v	94-3
596 181v	94-3
750 063	36-6
750 272	51-29
750 272	52-29
750 272	53-22
751 118	17-17
751 118	67-17
751 118	67A-40
751 201	68-50
751 201	73A-12
751 202	68-47
751 202	73A-12
751 203	68-44
751 232	87-4
751 262	88-4
751 278	86-2
751 283	89-2
751 283	90-2
751 291	16-34
751 302v	24-68a
751 302v	26-10a
751 302v	27-88
751 302v	27A-79
751 312v	73A-7
751 381	68-46
751 381	68-49
751 381	73A-13
751 384	36-11
751 384	40-19
751 402	41-5
751 402	41-37
751 405	40-19
751 412	87-23
751 412	88-21
751 448	68-52
751 450	41-21
751 450	41-40
751 453v	16-36
751 489	36-6

Part Number	Fig. and Index
751 489	40-7
751 494	36-3
751 494	36-5
751 494	40-3
751 494	40-6
751 510	40-23
751 521	87-14
751 525	87-15
751 525	88-13
751 556	52-114
751 772	40-11
751 772	40-14
751 783	87-8
751 796	55-91b
751 799	51-103
751 799	52-118
751 799	53-5
751 799	55-5
751 810	40-14
751 815	18-15
751 815	19-7
751 815	19A-8
751 815	19B-9
751 820	67B-19
751 857	52-111
751 858	52-112
751 859	18-3
751 859	19-4
751 859	19A-3
751 859	19B-3
751 871	55-91a
751 872	51-102
751 872	52-117
751 872	53-4
751 872	55-4
751 889v	46-53
751 889	47-33
751 897v	86-7
751 897v	86A-12
751 912v	17-40
751 915	16-56
751 954	88-12
751 955v	71-5
751 956v	71-12
751 987	89-9
751 987	90-9
752 020	67B-2
752 055	16-27
752 057	16-28
752 058	16-29
752 070v	16-26
752 071v	16-30
752 076	16-27
752 078	16-28
752 079	16-29
752 081v	16-26
752 082v	16-30
752 084v	16-29
752 096v	16-28
752 097v	16-27
752 097v	17-33



Part Number	Fig. and Index
752 098v	16-30
752 099v	16-29
752 100v	16-26
752 101v	16-26
752 102v	16-31
752 103v	16-31
752 112v	16-26
752 113v	16-26
752 114v	16-30
752 120	16-56
752 121v	16-29
752 301	24-10
752 307	68-52
752 308	41-14
752 308	41-18
752 308	41-27
752 309	41-32
752 333	88-9
752 338v	41-14
752 338v	41-18
752 342v	41-14
752 342v	41-18
752 511	67B-6
752 513	67B-26
752 533	67B-12
752 534	67B-34
752 746	34-4
752 746	38-41
752 746	48A-14
752 749	41-17
752 749	41-26
752 751	41-3
752 751	41-34
752 768	41-16
752 768	41-25
752 826	41-15
752 826	41-19
752 826	41-28
752 826	41-33
752 829	40-10
752 829	40-13
752 829	40-15
752 830	40-12
752 855	46-62
752 855	47-42
752 855	48A-17
752 865v	71-7
752 866v	71-10
752 867v	71-11
752 869	51-107
752 869	52-122
752 869	53-9
752 869	55-9
752 882	36-7
752 882	40-9
752 882	43-10
752 947	40-22
752 953	41-29
752 955	87-10
752 956	87-9

Part Number	Fig. and Index
752 965	41-8
752 965	41-43
752 966	41-9
752 966	41-42
752 967	87-18a
753 004	87-7
753 036	88-14
753 039v	71-14
753 119	51-104
753 119	52-119
753 119	53-6
753 119	55-6
753 128	36-2
753 128	40-5
753 129	36-4
753 171	40-4
753 172	46-56
753 172	47-36
753 172	48A-11
753 176	40-2
753 178	40-21
753 193	51-106
753 193	52-121
753 193	53-8
753 193	55-8
753 194	40-5
753 195	40-2
753 210v	71-15a
753 212	16-62
753 375v	71-3
753 376v	71-9
753 377v	49-27
753 378v	49-28
753 379v	41-21
753 380v	71-20
753 381	46-60
753 381	47-40
753 381	48A-15
753 407	41-5
753 408v	41-21
753 431	68-43
753 458	54-66
753 460v	89-8
753 461	67B-3
753 463	67B-15
753 464	67B-20
753 465	67B-20
753 496	89-4a
753 496	90-4a
753 622v	87-18
753 642v	88-8
753 650	51-108
753 650	52-123
753 650	53-10
753 650	55-10
753 715	54-65
753 721	86-1
753 721	89-1
753 721	90-1
753 849	41-2

Part Number	Fig. and Index
753 850	41-10
753 850	41-44
753 860v	87-16
753 861v	87-13
753 867	41-36
753 876v	88-10
753 877	88-4
753 880	88-23
753 884v	71-21
753 885v	41-2
753 910	18-4
753 910	19-3
753 910	19A-4
753 910	19B-4
753 917v	48A-2
753 920v	41-2
753 948	16-59
753 949	16-60
753 956v	46-49
753 956v	47-30
753 978v	86-4
753 980v	86-8
753 980v	86A-4
753 980v	89-6
753 980v	90-6
754 209	87-6
754 210	87-5
754 211	87-17
754 360	91-5
754 366	88-5
754 401v	Misc.
754 431v	Misc.
754 464v	Misc.
754 497v	Misc.
754 498v	Misc.
754 518	40-8
754 530	40-8
754 535v	40-8
754 545	40-8
754 575v	18-1
754 575v	19A-1
754 575v	19B-1
754 804v	36-9
754 814v	67B-19
754 816v	55-91b
755 005	73A-5
755 015	17-40
755 200	73A-6
755 408v	17-32
755 409v	17-32
755 410v	17-33
755 411v	17-34
755 412v	17-35
755 414v	17-37
755 418v	17-33
755 419v	17-38a
755 420v	17-38a
755 427	16-13
755 427	17-19
755 428	16-15

Part Number	Fig. and Index
755 428	17-20
755 431v	86A-1
755 432v	86A-1
755 436v	17-36
755 800	67B-9
755 803	51-100
755 803	52-110
755 803	53-2
755 803	55-2
755 810	48A-8
755 815	41-12
755 816	41-13
755 818	41-23
755 825	88-20
755 829	41-30
755 830	41-31
755 846v	71-4
755 847v	71-13
755 850v	41-3
755 851v	41-4
755 852v	41-12
755 853v	41-13
755 854v	41-16
755 855v	41-17
755 856	41-23
755 857	48A-12
755 858	48A-13
755 882v	46-65
755 882v	47-45
755 882v	48A-5
755 883v	41-12
755 884v	41-13
755 885v	41-16
755 886v	41-17
755 887v	41-3
755 916v	48A-3
755 917v	48A-7
755 919	55-91c
755 929	40-15
755 930	40-13
755 932	67B-8
755 934	67B-16
755 935	67B-30
755 943v	71-7
755 944v	71-10
755 945v	71-11
755 948v	46-50
755 948v	47-31
755 949v	46-51
755 949v	47-32
755 950v	46-52
755 950v	47-46
755 968	67B-14
755 972	67B-21
755 993	67B-18
755 994	67B-28
755 995	67B-24
755 996v	34-3
755 997v	38-42



Part Number	Fig. and Index
755 998v	34-5
756 007v	36-8
756 008v	36-10
756 014v	71-7
756 016v	48A-22
756 017v	48A-24
756 018v	48A-25
756 019v	48A-30
756 035v	55-91g
756 036v	55-91d
756 037	73A-9
756 052	86-2a
756 053v	34-4a
756 053v	38-42a
756 107	52-113
756 108	51-101
756 108	52-115
756 108	53-3
756 108	55-3
756 109	52-116
756 117	46-61
756 117	47-41
756 117	48A-16
756 118	46-63
756 118	47-43
756 118	48A-6
756 118	48A-27
756 127	41-20
756 128	40-17
756 129	40-16
756 155	54-67
756 159v	71-2
756 160v	71-6
756 161v	71-8
756 162	51-105
756 162	52-120
756 162	53-7
756 162	55-7
756 241	67B-7
756 250v	71-6
756 256	16-61
756 257	88-28
756 258v	55-3
756 295	67B-11
756 307	16-58
756 506v	55-6
756 517v	58-81
756 607	67B-22
756 613v	36-2
756 614v	36-4
756 616v	17-42
756 617v	17-42
756 620v	48A-23
756 621v	48A-26
756 622v	48A-28
756 716	88-11
756 720	88-6
756 737	88-22
756 746v	Misc.
756 757v	71-15

Part Number	Fig. and Index
756 758v	71-16
756 759v	71-17
756 761v	71-19
756 783v	Misc.
756 785v	Misc.
756 790v	Misc.
756 791v	91-5
756 810v	Misc.
756 825v	Misc.
756 893v	Misc.
756 897v	Misc.
756 898v	Misc.
756 899v	Misc.
756 907	16-57
756 939v	Misc.
756 941v	Misc.
756 955v	Misc.
756 962v	Misc.
757 004v	Misc.
757 027v	Misc.
757 042v	Misc.
757 052	89-3
757 052	89-11
757 052	90-3
757 052	90-11
757 088v	Misc.
757 090v	Misc.
757 112	Misc.
757 119v	Misc.
757 131v	Misc.
757 133v	Misc.
757 135v	Misc.
757 137v	Misc.
757 138v	Misc.
757 140v	Misc.
757 141v	Misc.
757 142v	71-16
757 143v	71-18
757 163v	Misc.
757 165	Misc.
757 181	Misc.
757 182	Misc.
757 184	Misc.
757 188	Misc.
757 197	Misc.
757 198	Misc.
757 216v	46-57
757 216v	47-37
757 217v	46-58
757 217v	47-38
757 218v	55-2
757 249	67B-17
757 268	45-50
757 302	67B-25
757 310v	17-41
757 311v	71-13
757 316v	48A-19
757 317v	48A-20
757 318v	48A-29
757 336v	67B-18

Part Number	Fig. and Index
757 370v	73A-1
757 555	67B-23
757 556	67B-23
757 557	67B-29
757 558	67B-32
757 559	67B-33
757 561	54-68
757 579	86-1a
757 579	86A-15
757 579	89-1a
757 579	90-1a
757 580v	48A-21
757 581	89-4
757 581	90-4
757 592v	86-3a
757 595v	86-1
757 595v	86A-14
757 595v	90-1
757 632v	55-91e
757 634	73A-3
757 635	73A-2
757 827	67B-31
757 828	67B-31
757 831v	36-3
757 831v	36-5
757 851v	17-38
757 855v	86-3
757 863v	86-5
757 863v	86A-13
757 863v	89-7
757 863v	90-7
757 878v	86-20
757 878v	86A-5
757 878v	90-12
757 899v	19-19
757 899v	19A-6a
757 899v	19B-7
757 913v	86A-6
758 111	67B-4
758 121v	68-24
758 124v	68-52
758 147v	67B-13
758 156v	67B-13
758 157v	67B-13
758 176v	55-91f
758 181v	86A-8
758 188v	86A-2
760 161v	Misc.
760 179v	Misc.
760 189	Misc.
760 195v	Misc.
760 196v	Misc.
760 198v	Misc.
760 199v	Misc.
76-209v	Misc.
760 284v	Misc.
760 287v	Misc.
760 296v	Misc.
760 297v	Misc.
760 365v	Misc.

Part Number	Fig. and Index
760 383v	Misc.
760 384v	Misc.
760 455v	24-4
760 455v	Misc.
760 456v	24-4
760 456v	Misc.
760 458v	Misc.
760 459v	Misc.
760 460v	Misc.
760 466v	Misc.
760 469v	Misc.
760 480v	Misc.
760 481v	Misc.
760 542v	Misc.
761 156	73A-10
761 157	73A-11
761 158	73A-8
761 159	73A-8
761 161v	73A-4