

***CHEROKEE***  
**PARTS CATALOG**

**PA-28-140**

**PA-28-150**

**PA 28-160**

**PA-28-180**

**PA-28-235**

**PA-28R-180**

**PA-28R-200**

**PIPER AIRCRAFT CORPORATION**

---

# PIPER PARTS CATALOG

---

## REVISION STATUS

The information compiled in this Parts Catalog will be kept current by revisions distributed periodically.  
Current Revisions to this PA-28 and PA-28R Parts Catalog issued August 16, 1973 are as follows:

753 582 (PR750815) .....	Dated August 1975
753 582 (PR760430) .....	Dated April 1976
753 582 (PR760831) .....	Dated August 1976
753 582 (PR770304) .....	Dated March 1977
753 582 (PR770715) .....	Dated July 1977
753 582 (PR780908) .....	Dated September 1978
753 582 (PR790405) .....	Dated April 1979
753 582 (PR800520) .....	Dated May 1980
753-582 (PR040610) .....	Dated June 10, 2004
753 582 (PR071210) .....	Dated December 2007
753 582 (PR080310) .....	Dated March 2008
753 582 (PR080610) .....	Dated June 2008
753 582 (PR080910) .....	Dated September 2008
753 582 (PR090310) .....	Dated June 2009

\* Piper has ceased production of all Aerofiche (i.e.,) products. Parts Catalog subscriptions are available exclusive from Aventext. Inc. ([www.Avantext.com](http://www.Avantext.com)) on CD-Rom or DVD. The CDs/DVDs include applicable Service Bulletins and Service Letters.

## WARNING

The information contained in this manual is periodically revised. Piper Aircraft Corporation urges all users of this manual to keep it current. Contact your nearest Piper Aircraft Corporation distributor to arrange for a subscription to future revisions.

## MAINTENANCE ALERT

Refer to PIPER Service Letter No. 1041  
Accident/Incident Reporting

# PIPER PARTS CATALOG

## INTRODUCTION

This illustrated Parts Catalog provides simple, positive identification of replacement parts for the Piper Model PA-28 CHEROKEE -151/161 manufactured by the Piper Aircraft Corporation of Vero Beach, Florida.

**NOTE: DO NOT USE THIS CATALOG FOR RIGGING AND INSTALLATION PURPOSES.**

1. The catalog is divided into thirteen major sections as follows:
  - a. Section I to XII inclusive contains all replacement parts for the complete airplane. Each section is subdivided and each division includes an illustration and a parts listing.
  - b. Section XIII is the Miscellaneous Group. This group includes an illustration and parts list for the Placards and Exterior Stencils, a listing of the Optional Equipment Kits, Repair kits and Special Tools, and a listing of Miscellaneous Hardware and Consumables.
2. The following is a brief explanation of the columns in the parts lists: (Refer to EXAMPLE below).
  - a. The FIGURE AND INDEX NUMBER column indicates the illustration figure number and its part index number. EXAMPLE: (2-1), the 2 is the figure number and the 1 is the index number. The figure number appears only at the top of each parts list page.
  - b. The PART NUMBER column contains the identifying number of the replacement part and this number must be shown on all parts orders.
  - c. The CODE column is for the purpose of indicating special uses of the part. An explanation of the letter code used is shown on the grid (page) preceding each parts listing and pertains to that listing only.

**ALL PARTS WITH A "W" MUST BE PURCHASED FROM PIPER  
AIRCRAFT CORPORATION, VERO BEACH, FLORIDA**

- d. The NOMENCLATURE column indicates the part name. This name must be shown on all parts orders.
- e. The NO. REQ. (Number Required) column represents the total quantity of parts used per figure when the part is not indented and the quantity of parts used per assembly when the part is indented. The symbol AR listed in this column means As Required.
- f. The SERIAL NUMBERS AFFECTED column indicates the part application by airplane serial number. Unless otherwise noted, serial numbers listed with the model year and up (ex. 28-7716001 and up) are intended to include the new style of serial numbers that do not reference the model year (ex. 2816001 and up).

EXAMPLE					
Figure and Index Number	Part Number	Code	NOMENCLATURE	No. Req.	SERIAL NUMBERS AFFECTED
2-1	XXXXX-XX		DOOR ASSEMBLY - Baggage compartment	X	
-2	XXXXX-XX		* TUBE ASSEMBLY - Baggage door latch	X	
-3	XXXXX-XX		** CLEVIS - Door latch tube assembly	X	
-4	XXXXX-XX		** CLIP - Door latch tube assembly	X	

In the nomenclature column, the next higher assembly relationship of items covered is shown by the degree of indention of each item and is indicated by an asterisk (\*). One asterisk signifies one indention, two signifies two indentions, etc. The example listing above is interpreted as follows:

If the DOOR ASSEMBLY (not indented) is ordered, it will include the three items indented under the DOOR ASSEMBLY.

If the TUBE ASSEMBLY (indented one space) is ordered, it will include the two items indented under the TUBE ASSEMBLY.

If you want only a CLEVIS or CLIP, you order only that item.

---

# PIPER PARTS CATALOG

---

## GRID NUMBERING

Piper has ceased production of all Aerofiche (i.e., microfiche) products. The Aerofiche grid numbers will be removed in the next complete revision. In the interim, as partial revisions occur, the Aerofiche grid numbering system may be modified, as explained below, to simplify production.

Deviations from the legacy Aerofiche grid numbering system will occur when it becomes necessary to add pages to the manual and will typically take two forms:

A. Inserting pages between two existing grids in the same row.

When inserting two pages between the existing grids 1A8 and 1A9, the two new pages will be numbered 1A8A and 1A8B.

B. Inserting pages at the end of an Aerofiche grid row.

The legacy Aerofiche grid numbering system limited page numbers in a row to a maximum of 24 (i.e., row 1A would be numbered 1A1-1A24). That limit no longer applies. Accordingly, if two pages need to be added between any existing grid row end and grid row start (i.e., 1A24 and 1B1), the new pages will simply be numbered 1A25 and 1A26.

## HOW TO IDENTIFY A PART IF YOU KNOW WHAT IT LOOKS LIKE AND KNOW WHERE IT IS LOCATED

1. Refer to Figure 1 to determine the section number in which the part is used.
2. Refer to the Table of Contents and locate the section. Note the figure numbers that illustrate the various subgroups of this main section. Select the figure title you think might contain the part you wish to identify and proceed to the grid (page) specified. If you don't find the part on this illustration, try another figure in this group.
3. Refer to Figure and Index Number in the parts listing for description of the part.

## HOW TO ORDER PARTS

When ordering parts for your Piper airplane, please observe the following instructions:

1. Place your order with your local distributor or service center.
2. Specify the model and serial number of your airplane.
3. Specify Part Number, Name, Type and Quantity Required.
4. Specify the method of shipment — freight, express, parcel post, air express, air freight or air parcel post. Where the nature of the shipment requires it or when no instructions are given, we reserve the right to ship the most suitable way.
5. Request price and delivery information prior to order placement.

## GENERAL INFORMATION

1. Shortages  
All orders are checked before leaving our Shipping Department. A packing slip is enclosed with the shipment. Claims for errors or shortages must be made within three days after receipt of orders.
2. Returned Goods  
No material should be returned without first securing written permission. Material sent in without notice will be held at the owner's risk for thirty days and will then be disposed of as we see fit.

Transportation charges must be prepaid on returned goods or the shipment will be refused.

3. Transportation Liabilities  
Piper Aircraft, Inc. cannot be held liable for damages to parts in transit from the factory. If a shipment is received in a damaged condition, have the delivery man or transportation company make a notation of the damage and file your claim with the carrier. In case of concealed damage, do not attempt to remove the part from the shipping container, or try to repair the damage, call the carrier and have their claim agent inspect the damage before filing your claim with the carrier.
4. Components  
Components listed in this Parts Catalog are used on all configurations unless otherwise noted.

---

# PIPER PARTS CATALOG

---

## PA-28 AND PA-28R SERIAL NUMBER INFORMATION

The following information should be kept in mind when ordering from this catalog:

a. The serial numbers of the aircraft covered by this Part Catalog are as follows:

- (1) Serial numbers of the 1961 PA-28-150 and PA-28-160 Cherokee Models are 28-1 to 28-84 inclusive.
  - (2) Serial numbers of the 1962 PA-28-150 and PA-28-160 Cherokee Models are 28-85 to 28-670 inclusive.
  - (3) Serial numbers of the 1963 and 1964 PA-28-150 and PA-28-160 Cherokee "B" Models are 28-725 to 28-1760 inclusive.
  - (4) Serial numbers of the 1963 and 1964 PA-28-180 Cherokee "B" Models are 28-671 to 28-1760 inclusive.
  - (5) Serial numbers of the 1965, 1966 and 1967 PA-28-150, PA-28-160 and PA-28-180 Cherokee "C" Models are 28-1761 to 28-4377 inclusive.
  - (6) Serial numbers of the 1968 and 1969 PA-28-180 Cherokee "D" Models are 28-4378 to 28-5600 inclusive.
  - (7) Serial numbers of the 1970 PA-28-180 Cherokee "E" Models are 28-5601 to 28-5869 inclusive.
  - (8) Serial numbers of the 1971 PA-28-180 Cherokee "F" Models are 28-7105001 to 28-7105244 inclusive.
  - (9) Serial numbers of the 1972 PA-28-180 Cherokee "G" Models are 28-7205001 to 28-7205328 inclusive.
  - (10) Serial numbers of the 1973 PA-28-180 Cherokee Challenger Models are 28-7305001 to 28-7305611 inclusive, and 28-13.

(SEE NOTE)

- (11) Serial numbers of the 1974 PA-28-180 Cherokee Archer Models are 28-7405001 to 28-7405290 inclusive.
- (12) Serial numbers of the 1975 PA-28-180 Cherokee Archer Models are 28-7505001 to 28-7505261 inclusive.
- (13) Serial numbers of the 1965, 1966, 1967 and 1968 PA-28-140 Cherokee Models are 28-20002 to 28-24999 inclusive.
- (14) Serial numbers of the 1969 PA-28-140 Cherokee "B" Models are 28-25001 to 28-26400 inclusive.
- (15) Serial numbers of the 1970 PA-28-140 Cherokee "C" Models are 28-26401 to 28-26956 inclusive.
- (16) Serial numbers of the 1971 PA-28-140 Cherokee "D" Models are 28-7125001 to 28-7125651 inclusive.
- (17) Serial numbers of the 1972 PA-28-140 Cherokee "E" Models are 28-7225001 to 28-7225612 inclusive.
- (18) Serial numbers of the 1973 PA-28-140 Cherokee Cruiser Models are 28-7325001 to 28-7325684 inclusive.
- (19) Serial numbers of the 1974 PA-28-140 Cherokee Cruiser Model are 28-7425001 to 28-7425454 inclusive.
- (20) Serial numbers of the 1975 PA-28-140 Cherokee Cruiser Models are 28-7525001 to 28-7525350 inclusive.
- (21) Serial numbers of the 1976 PA-28-140 Cherokee Cruiser Models are 28-7625001 to 28-7625275 inclusive.
- (22) Serial numbers of the 1977 PA-28-140 Cherokee Cruiser Models are 28-7725001 to 28-7725290 inclusive.
- (23) Serial numbers of the 1964, 1965 and 1966 PA-28-235 Cherokee Models are 28-10003 to 28-10719 inclusive.
- (24) Serial numbers of the 1967 and 1968 PA-28-235 Cherokee "B" Models are 28-10720 to 28-11039 inclusive.
- (25) Serial numbers of the 1969 PA-28-235 Cherokee "C" Model are 28-11040 to 28-11300 inclusive.
- (26) Serial numbers of the 1970 PA-28-235 Cherokee "D" Models are 28-11301 to 28-11393 inclusive.
- (27) Serial numbers of the 1971 PA-28-235 Cherokee "E" Models are 28-7110001 to 28-7110042 inclusive.
- (28) Serial numbers of the 1972 PA-28-235 Cherokee "F" Models are 28-7210001 to 28-7210033 inclusive.
- (29) Serial numbers of the 1973 PA-28-235 Cherokee Charger Models are 28-7310001 to 28-7310187 inclusive, and 28-E11.

(SEE NOTE)

- (30) Serial numbers of the 1974 PA-28-235 Cherokee Pathfinder Models are 28-7410001 to 28-7410120 inclusive.
- (31) Serial numbers of the 1975 PA-28-235 Cherokee Pathfinder Models are 28-7510001 to 28-7510145 inclusive.
- (32) Serial numbers of the 1976 PA-28-235 Cherokee Pathfinder Models are 28-7610001 to 28-7610206 inclusive.
- (33) Serial numbers of the 1977 PA-28-235 Cherokee Pathfinder Models are 28-7710001 to 28-7710089 inclusive.

NOTES: 1. PA-28-180 with serial number 28-E13 and PA-28-235 with serial number 28-E11 are not referenced in the various Parts Lists throughout this catalog.

a. PA-28-180 with serial number 28-E13 is to be serviced the same as serial number 28-7305001.

b. PA-28-235 with serial number 28-E11 is to be serviced the same as serial number 28-7310001.

2. Refer to grid page (1A7) for an explanation of the various serial numbers that were used and appear on the manufacturer's identification plate.

---

## PIPER PARTS CATALOG

---

### PA-28 AND PA-28R SERIAL NUMBER INFORMATION (cont.)

- (34) Serial numbers of the 1968 and 1969 PA-28R-180 Cherokee Arrow Models are 28R-30005 to 28R-30481 inclusive, and 28R-30005 to 28R-30481 inclusive, and 28R-30483 to 28R-31250 inclusive.
- (35) Serial numbers of the 1970 PA-28R-180 Cherokee Arrow Models are 28R-31251 to 28R-31279 inclusive.
- (36) Serial numbers of the 1971 PA-28R-180 Cherokee Arrow "B" Models are 28R-7130001 to 28R-7130029 inclusive.
- (37) Serial numbers of the 1969 and 1970 PA-28R-200 Cherokee Arrow Models are 28R-30482, 28R-35001 to 28R-35830 inclusive.
- (38) Serial numbers of the 1971 PA-28R-200 Cherokee Arrow "B" Models are 28R-7135001 to 28R-7135238 inclusive
- (39) Serial numbers of the 1972 PA-28R-200 Arrow II Models are 28R-7335001 to 28R-7235330 inclusive,
- (40) Serial numbers of the 1973 PA-28R-200 Arrow II Models are 28R-7335001 to 28R-7335455 inclusive.
- (41) Serial numbers of the 1974 PA-28R-200 Arrow I Models are 28R-7435001 to 28R-7435331 inclusive.
- (42) Serial numbers of the 1975 PA-28R-200 Arrow II Models are 28R-7535001 to 28R-7535383 inclusive.
- (43) Serial numbers of the 1976 PA-28R-200 Arrow II Models are 28R-7635001 to 28R-7635545 inclusive.

NOTE: Refer to grid page (1A7) for an explanation of the various serial numbers that were used and appear on the manufacturer's identification plate.

---

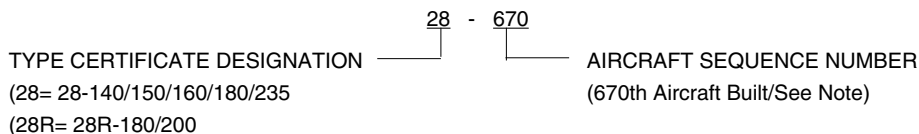
# PIPER PARTS CATALOG

---

## PA-28/28R SERIAL NUMBER EXPLANATION

For aircraft manufactured prior to 1971 model year, the Serial Number on the Manufacturer's Identification Plate is based on a 2-number set system. The first number set defines the Type Certificate Designation while the second set is the Aircraft Sequence Number.

EXAMPLE - Aircraft manufactured prior to 1971 model year.

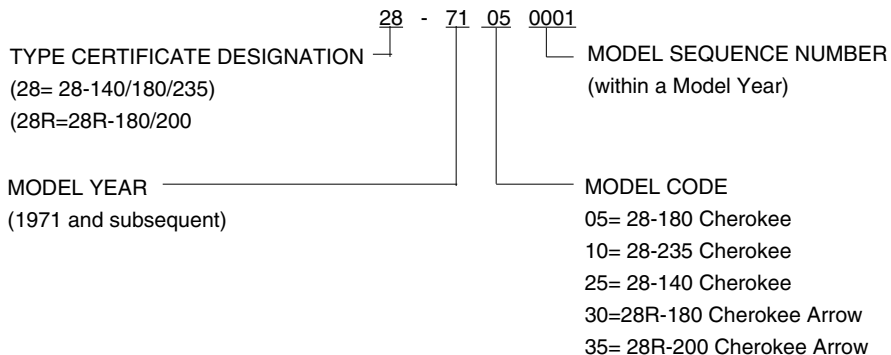


### NOTE:

- a. Aircraft Sequence Numbers for PA-28-150/160/180 are 1 thru 5869 inclusive.
- b. Aircraft Sequence Numbers for PA-28-235 are 10003 thru 11393 inclusive.
- c. Aircraft Sequence Numbers for PA-28-140 are 20002 thru 26956 inclusive.
- d. Aircraft Sequence Numbers for PA-28R-180 and PA-28R-200 are 30005 thru 35830 inclusive.

For aircraft manufactured in 1971 model year and subsequent, the Serial Number on the Manufacturer's Identification Plate is based on a 4-number set system. The first number set defines the Type Certificate Designation, the second set is the Model Year, the third set is the Model Code, while the fourth set is the Model Sequence Number (within a model year).

EXAMPLE - Aircraft manufactured in 1971 model year and subsequent.



# PIPER PARTS CATALOG

## STANDARD PAINT CHART

EXTERIOR	MFG. NO.	PIPER PART NUMBER	
		QUART	GALLON
<b>ENAMEL</b>			
Daytona	J-9545	751 700	751 701
Bahama Blue	H-9170	751 714	751 715
Phoenix	W-3557	754 718	754 719
Portland Green	W-3558	754 724	754 725
Pontiac Red	W-3665	754 716	754 717
El Paso Brown (Metallic)	W-8433	754 737	754 738
Tampa Green (Metallic)	W-8427	754 739	754 740
Newport Blue (Metallic)	W-8430	754 741	754 742
<b>ACRYLIC LACQUER</b>			
Pontiac Red	B-7943	4175 592	1175 592
Tampa Green	B-5430	4175 360	1175 360
Newport Blue	B-5501	4175 434	1175 434
Monterey Maroon (base coat)	K-2789	4175 441	1175 441
Monterey Maroon (top coat)	B-5480	4175 437	1175 437
Juneau White	B-7784-A	4175 657	1175 657
Lakeland Blue	B-5440	4175 433	1175 433
Orlando Green	B-5490	4175 361	1175 361
Mocha Tan	B-5450	4175 627	1175 627
Denver Brown (base coat)	K-2790	4175 299	1175 299
Denver Brown (top coat)	B-5460	4175 409	1175
Madrid Red	B-5511	4175 593	1175
Dakota Black	H-6117-R	4175 373	1175 373
Beaumont Blue	B-5530	4175 435	1175 435
Bahama Blue	B-9170	4175 436	1175 436
Bimini Turquoise	B-9915	4175 438	1175 438
Nassau Turquoise	B-9914	4175 439	1175 439
Reno Gold	B-9916	4175 345	1175 345
Lincoln Gray	B-7919	4175 362	1175 362
Dallas Yellow	Y-5783	4175 701	1175 701
Ocala Orange (base coat)	P-7946	4175 499	1175 499
Ocala Orange (top coat)	C-2065-A	4175 500	1175 500
Polar Gray	Y-6100-R	4175 341	1175 341
Las Vegas Gold	G-2124-A	4175 332	1175 332
Avocado	G-2352	4175 331	1175 331
Thinner	B-5408-B	4179 102	1179 402
<b>SPRAY PAINT FOR THERMOPLASTIC INTERIOR TRIM PANELS</b>		(Offered only in 16-ounce aerosol cans)	
Avocado Green		766-007	
White		766-008	
Tan		766-009	
Red		766-010	
Dark Blue		766-011	
Light Blue		766-012	
Sandstone		766-013	
Gloss Black		766-014	
Dark Brown		766-015	
Brown		766-016	
Blue-Green		766-017	
Optical Flat Black		766-018	



# TABLE OF CONTENTS

FIGURE NUMBER	FIGURE TITLE	GRID NUMBER
17	Instrument Panel Installation (PA-28-140 - S/N 28-25000 and up, PA-28-180 - S/N 28-4378 and up, PA-28-235 - S/N 28-11040 and up, PA-28R-180 - S/N 28R-30005 to 28R-30481 incl., 28R-30483 to 28R-7130019 incl., PA-28R-200 - S/N 28R-30482, 28R-35001 and up).....	1F8
18	Vacuum System Installation (PA-28-140 - S/N 28-20002 to 28-24999 incl., PA-28-150/160/180 - S/N 28-1 to 28-4377 incl., PA-28-235 - S/N 28-10003 to 28-11039 incl.).....	1G6
19	Vacuum System Installation (PA-28-180 - S/N 28-4378 to 28-5121, 28-5123 to 28-5129, 28-5180 to 28-5227 incl., PA-28R-180 - S/N 28R-30005 to 28R-30481 incl., 28R-30483 to 28R-30878 incl.) .....	1G11
19A	Vacuum System Installation (PA-28-140 - S/N 28-25000 to 28-26956 incl. , PA-28-180 - S/N 28-5122, 28-5130 to 28-5179 incl. , 28-5228 to 28-5869 incl. , PA-28-235 - S/N 28-11040 to 28-11393 incl. , PA-28R-180 - S/N 28R-30879 to 28R-31279 incl., PA-28R-200 - S/N 28R-30482, 28R-35001 to 28R-35830 incl.) .....	1G13
19B	Vacuum System Installation (PA-28-140 - S/N 28-7125001 and up, PA-28-180 - S/N 28-7105001 and up, PA-28-235 - S/N 28-7110001 and up, PA-28R-180 - S/N 28R-7130001 and up, PA-28R-200 - S/N 28R-7135001 and up) .....	1G15
20	Pitot-Static System Installation (PA-28-140 - S/N 28-20002 to 28-24999 incl., PA-28-150/160/180 - S/N 28-1 to 28-4377 incl. , PA-28-235 - S/N 28-10003 to 28-11039 incl. ) .....	1G18

# TABLE OF CONTENTS

FIGURE NUMBER	FIGURE TITLE	GRID NUMBER
	SECTION II (cont.) FUSELAGE GROUP	
21	Pitot-Static System Installation (PA-28-140 - S/N 28-25000 and up, PA-28-180 S/N 28-4378 and up, PA-28-235 - S/N 28-11040 and up, PA-28R-180 - S/N 28R-30005 to 28R-30481 incl., 28R-30483 and up, PA-28R-200 - S/N 28R-30482, 28R-35001 and up) .....	1G22
22	Fuselage Enclosure Installation (PA-28-140 - S/N 28-20002 to 28-7225612 incl., PA-28-150/160/180 - S/N 28-1 to 28-4377 incl., PA-28-235 - S/N 28-10003 to 28-11039 incl.) .....	1H1
22A	Fuselage Enclosure Installation (PA-28-235 - S/N 28-11040 to 28-7210033 incl.) .....	1H7
23	Fuselage Enclosure Installation (PA-28-180 - S/N 28-4378 to 28-7205328 incl. PA-28R-180 - S/N 28R-30005 to 28R-30481 incl., 28R-30483 to 28R-7130019 incl., PA-28R-200 - S/N 28R-30482, 28R-35001 to 28R-7235330 incl.) .....	1H10
23A	Fuselage Enclosure Installation (PA-28-180 - S/N 28-7305001 and up, PA-28-235 S/N 28-7310001 and up, PA-28R-200 - S/N 28R-7335001 and up) .....	1H14
23B	Fuselage Enclosure Installation (PA-28-140 - S/N 28-7325001 and up).....	1H21
24	Cabin and Baggage Door Installation (PA-28-140 - S/N 28-20002 to 28-7625030 incl., PA-28-150/160/180 - S/N 28-1 to 28-7505261 incl., PA-28-235 - S/N 28-10003 to 28-7610020 incl., PA-28R-180, PA-28R-200 - S/N 28R-30482, 28R-35001 to 28R-7635017 incl.) .....	1I1
24A	Cabin and Baggage Door Installation (PA-28-140 - S/N 28-7625031 and up, PA-28-235 - S/N 28-7610021 and up, PA-28R-200 - S/N 28R-7635018 and up) .....	1J4
25	Cockpit Finishing Installation (PA-28-150/160/180 - S/N 28-1 to 28-4377 incl., PA-28-235 - S/N 28-1003 to 28-11039 incl. ....	1J9
26	Cockpit Finishing Installation (PA-28-140) .....	1K1
27	Cockpit Finishing Installation (PA-28-180 - S/N 28-4378 and up, PA-28R-180 - S/N 28R-30005 to 28R-30482 incl. 28R-30483 and up, PA-28R-200 - S/N 28R-30482, 28R-35001 and up).....	2A6

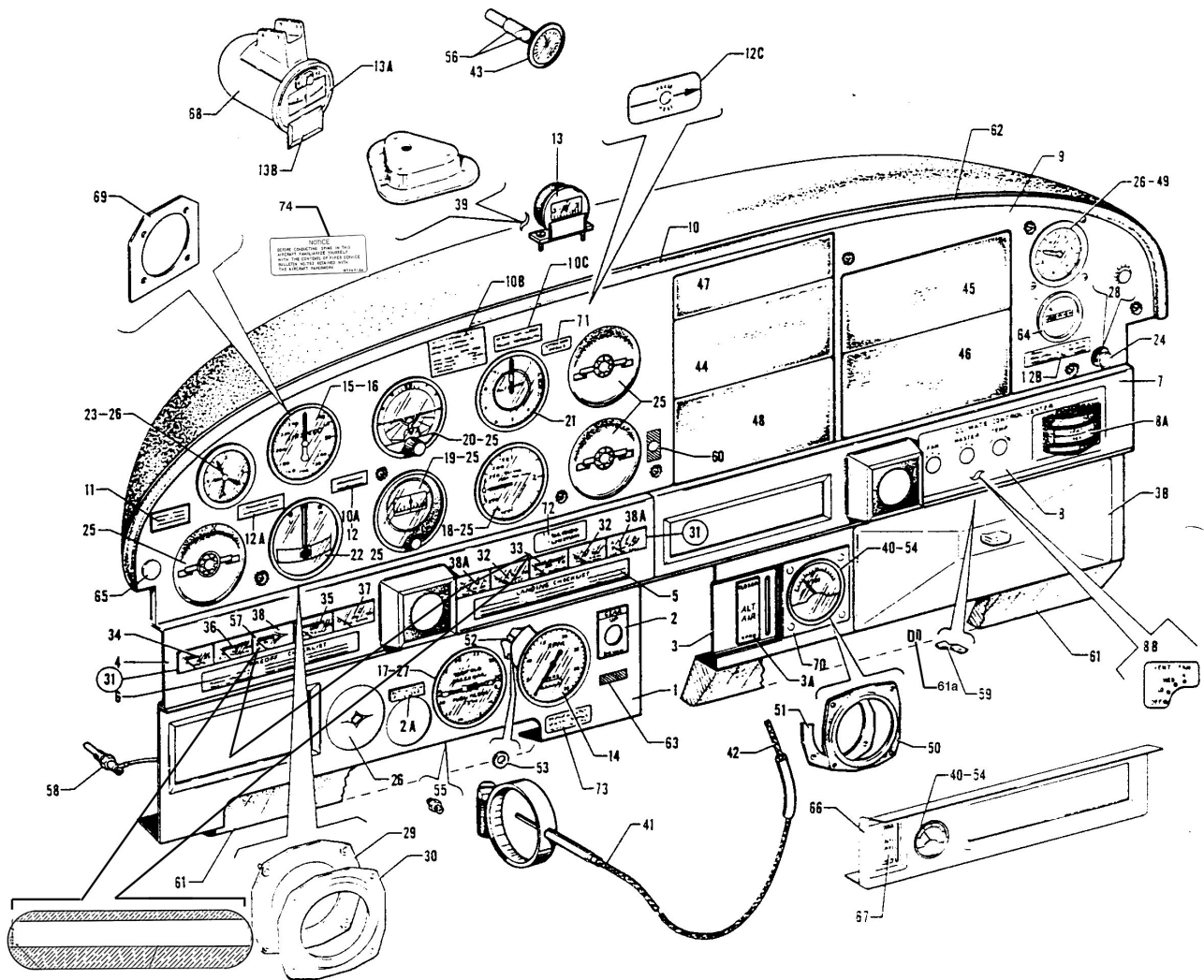


Figure 17. Instrument Panel Installation

- (PA-28-180 - Serial Nos. 28-4378 and up)
- (PA-28R-180 - Serial Nos. 28R-30005 to 28R-30481 inclusive, 28R-30483 to 28R-7130019 incl.)
- (PA-28-235 - Serial Nos. 28-11040 and up)
- (PA-28-140 - Serial Nos. 28-25000 and up)
- (PA-28R-200 - Serial Nos. 28R-30482 to 28R-35001 and up)

- PA-28-140
- PA-28-180
- PA-28-235
- PA-28R-180
- PA-28R-200

**PIPER PARTS CATALOG**

Figure and Index Number	Part Number	Code	NOMENCLATURE	No. Req.	SERIAL NUMBERS AFFECTED
17-	6711 0 66691	C,G J	DRAWING- Instrument Panel Installation DRAWING - Instrument Panel Installation		
-1	67230-07 66983-08 66983-07 66983-09 66983-13 66983-12 66983-06 66983-15	B K H K D D E F	COVER ASSEMBLY - Instrument panel, lower left, brown COVER ASSEMBLY - Instrument panel, lower left, red COVER ASSEMBLY - Instrument panel, lower left, blue COVER ASSEMBLY - Instrument panel, lower left, tan COVER ASSEMBLY - Instrument panel, lower left, white COVER ASSEMBLY - Instrument panel, lower left, black COVER ASSEMBLY - Instrument panel, lower left, green COVER ASSEMBLY - Instrument panel, lower left, blue/green	1 1 1 1 1 1 1	28R-7235001 to 28R-7435331incl. 28R-7235001 and up
	67920-05 67920-14	L L,M	COVER ASSEMBLY - Instrument panel, lower left, white COVER ASSEMBLY - Instrument panel, lower left	1 1	
<p>A - Used on PA-28-140 with serial numbers 28-25000 and up, PA-28-180 with serial numbers 28-4378 and up. PA-28-235 with serial numbers 28-11040 and up. PA-28R-180 and PA-28R-200 airplanes.</p> <p>B - Used on PA-28R-180 with serial numbers 28R-30005 to 28R-30481 inclusive, 28R-30483 to 28R-31250 inclusive, and PA-28R-200 with serial numbers 28R-30482, 28R-35001 to 28R-35600 inclusive.</p> <p>C - Used on PA-28R-180 and PA-28R-200 airplanes only.</p> <p>D - Used on PA-28R-180 with serial numbers 28R-31251 to 28R-713001 9 inclusive. and PA-28R-200 with serial number 28R-30482, 28R-35001 to 28R-7135238 inclusive.</p> <p>E - Used on PA-28R-180 with serial numbers 28R-31251 to 28R-7130019 inclusive, and PA-28R-200 with serial numbers 28R-35001 to 28R-71 35238 inclusive.</p> <p>F - Used on PA-28R-180 with serial numbers 28R-7130001 to 28R-7130019 inclusive, and PA-28R-200 with serial numbers 28R-7135001 to 28R-7135238 inclusive.</p> <p>G - Used on PA-28-180 with serial numbers 28-4378 and up, and PA-28-235 with serial numbers 28-11040 and up.</p> <p>H - Used on PA-28R-180 with serial numbers 28R-30005 to 28R-30481 inclusive, 28R-30483 to 28R-31279 inclusive, and PA-28R-200 with serial numbers 28R-30482, 28R-35001 to 28R-35830 inclusive.</p> <p>J - Used on PA-28-140 airplanes only.</p> <p>K - Used on PA-28R-180 with serial numbers 28R-30005 to 28R-7130019 inclusive, and PA-28R-200 with serial numbers 28R-30482, 28R-35001 to 28R-7135238 inclusive.</p> <p>L - Used on PA-28R-200 airplanes only.</p> <p>M - When ordering, specify color red, gold, black. blue/green, green or "Bark I".</p>					

When ordering, always specify Part Number, Description, and Serial Number of Aircraft

**PIPER PARTS CATALOG**

Figure and Index Number	Part Number	Code	NOMENCLATURE	No. Req.	SERIAL NUMBERS AFFECTED	
17-1	65831-07	B	COVER ASSEMBLY - Instrument panel, lower left, brown	1	28-25000 to 28-7425454 incl. 28-7520001 to 28-7625284 incl.	
	66918-07	F	COVER ASSEMBLY - Instrument panel, lower left, blue	1		
	66918-13	D	COVER ASSEMBLY - Instrument panel, lower left, white	1		
	66918-16	C	COVER ASSEMBLY - Instrument panel, lower left, red	1		
	66918-16	C	COVER ASSEMBLY - Instrument panel, lower left, gold	1		
	66918-16	J	COVER ASSEMBLY - Instrument panel, lower left, black	1		
	66918-16	J	COVER ASSEMBLY - Instrument panel, lower left, green	1		
	66918-16	G	COVER ASSEMBLY - Instrument panel, lower left, blue/green	1		
	66734-03	E	COVER ASSEMBLY - Instrument panel, lower left, black	1		
	66918-16	E	COVER ASSEMBLY - Instrument pane, lower left, black	1		
	66918-16	K	COVER ASSEMBLY - Instrument panel, lower left	1		
	-2	67703-02	H	PLACARD - Gear switch, mph		1
		78119-00	H	PLACARD - Gear switch, knots		1
-2a	67490-02		PLACARD - Pitch trim	1		
<p>A - Used on PA-28-140 with serial numbers 28-25000 and up, PA-28-180 with serial numbers 28-4378 and up, PA-28-235 with serial numbers 28-11040 and up, PA-28R-180 and PA-28R-200 airplanes.</p> <p>B - Used on PA-28-180 with serial numbers 28-4378 to 28-5600 inclusive, and PA-28-235 with serial numbers 28-11040 to 28-11300 inclusive.</p> <p>C - Used on PA-28-180 with serial numbers 28-4378 and up, and PA-28-235 with serial numbers 28-11040 to 28-7625284 inclusive.</p> <p>D - Used on PA-28-180 with serial numbers 28-5601 to 28-7405290 inclusive, and PA-28-235 with serial numbers 28-11301 to 28-7410120 inclusive.</p> <p>E - Used on PA-28-140 airplanes only.</p> <p>F - Used on PA-28-180 with serial numbers 28-4378 to 28-5869 inclusive, and PA-28-235 with serial numbers 28-11040 to 28-11393 inclusive.</p> <p>G - Used on PA-28-180 with serial numbers 28-7105001 and up, and PA-28-235 with serial numbers 28-7110001 to 28-7610206 inclusive</p> <p>H - Used on PA-28R-180 and PA-28R-200 airplanes only.</p> <p>J - Used on PA-28-180 with serial numbers 28-5601 and up, and PA-28-235 with serial numbers 28-11301 to 28-7610206 inclusive.</p> <p>K - Used on PA-28-140 with serial numbers 28-7725001 and up, and PA-28-235 with serial numbers 28-7710001 and up. Specify color "Bark I" for PA-28-140 with serial numbers 28-7725001 to 28-7725174 inclusive. and PA-28-235 with serial numbers 28-7710001 to 28-7710010 inclusive. Specify color "Bark II" or black for PA-28-140 with serial numbers 28-7725175 and up. and PA-28-235 with serial number 28-7710001 and up.</p>						

When ordering, always specify Part Number, Description, and Serial Number of Aircraft

**PIPER PARTS CATALOG**

Figure and Index Number	Part Number	Code	NOMENCLATURE	No. Req.	SERIAL NUMBERS AFFECTED	
17-3	67231-06	E	COVER ASSEMBLY - Instrument panel, lower right, brown	1		
	67231-07	G	COVER ASSEMBLY - Instrument panel, lower right, blue	1		
	67231-08	B	COVER ASSEMBLY - Instrument panel, lower right, red	1		
	67231-09	B	COVER ASSEMBLY - Instrument panel, lower right, tan	1		
	67231-24	F	COVER ASSEMBLY - Instrument panel, lower right, green	1		
	67231-22	C	COVER ASSEMBLY - Instrument panel, lower right, white	1		
	67231-21	C	COVER ASSEMBLY - Instrument panel, lower right, black	1		
	67231-29	H	COVER ASSEMBLY - Instrument panel, lower right, blue/green	1		
	67231-11	D	COVER ASSEMBLY - Instrument panel, lower right, brown	1		
	67231-12	D	COVER ASSEMBLY - Instrument panel, lower right, blue	1		
	67231-13	D	COVER ASSEMBLY - Instrument panel, lower right, red	1		
	67231-14	D	COVER ASSEMBLY - Instrument panel, lower right, tan	1		
	67231-15	J	COVER ASSEMBLY - Instrument panel, lower right, brown	1		
	67231-16	L	COVER ASSEMBLY - Instrument panel, lower right, blue	1		
	67231-17	K	COVER ASSEMBLY - Instrument pane, lower right, red	1		
	67231-18	K	COVER ASSEMBLY - Instrument panel, lower right, tan	1		
				<p>A - Used on PA-28-180 with serial numbers 28-4378 and up, PA-28-235 with serial numbers 28-11040 and up, PA-28-140 with serial numbers 28-25000 and up, PA-28R-180 and PA-28R-200 airplanes.</p> <p>B - Used on PA-28R-180 with serial numbers 28R-30005 to 28R-7130019 inclusive, and PA-28R-200 with serial numbers 28R-30482, 28R-35001 to 28R-7135238 inclusive.</p> <p>C - Used on PA-28R-180 with serial numbers 28R-31251 to 28R-7130019 inclusive, and PA-28R-200 with serial numbers 28R-30482, 28R-35001 to 28R-7135238 inclusive.</p> <p>D - Used on PA-28-180 with serial numbers 28-4378 to 28-5042 inclusive, and PA-28-235 with serial numbers 28-11040 to 28-11085 inclusive.</p> <p>E - Used on PA-28R-180 with serial numbers 28R-30005 to 28R-30481 inclusive, 28R-30483 to 28R-31250 inclusive, and PA-28R-200 with serial numbers 28R-30482, 28R-35001 to 28R-35600 inclusive.</p> <p>F - Used on PA-28R-180 with serial numbers 28R-31251 to 28R-7130019 inclusive, and PA-28R-200 with serial numbers 28R-35601 to 28R-7135238 inclusive.</p> <p>G - Used on PA-28R-180 with serial numbers 28R-30005 to 28R-30481 inclusive, 28R-30483 to 28R-31279 inclusive, and PA-28R-200 with serial numbers 28R-30482, 28R-35001 to 28R-35830 inclusive.</p> <p>H - Used on PA-28R-180 with serial numbers 28R-7130001 to 28R-7130019 inclusive, and PA-28R-200 with serial numbers 28R-7135001 to 28R-7135238 inclusive.</p> <p>J - Used on PA-28-180 with serial numbers 28-5043 to 28-5600 inclusive, and PA-28-235 with serial numbers 28-11086 to 28-11300 inclusive.</p> <p>K - Used on PA-28-180 with serial numbers 28-5043 to 28-7105244 inclusive, and PA-28-235 with serial numbers 28-11086 to 28-7110042 inclusive.</p> <p>L - Used on PA-28-180 with serial numbers 28-5043 to 28-5869 inclusive, and PA-28-235 with serial numbers 28-11086 to 28-11393 inclusive.</p>		

When ordering, always specify Part Number, Description, and Serial Number of Aircraft

PA-28-140  
PA-28-150  
PA-28-160  
PA-28-180  
PA-28-235

**PIPER PARTS CATALOG**

Figure and Index Number	Part Number	Code	NOMENCLATURE	No. Req.	SERIAL NUMBERS AFFECTED
17-3	67231-25	E	COVER ASSEMBLY - Instrument panel, lower right, green	1	
	67231-27	E	COVER ASSEMBLY - Instrument panel, lower right, white	1	
	67231-26	E	COVER ASSEMBLY - Instrument panel, lower right, black	1	
	67231-30	J	COVER ASSEMBLY - Instrument panel, lower right, blue/green	1	
	66735 00	D	COVER ASSEMBLY - Instrument panel, lower right, black	1	28-25000 to 28-7125651 inclusive
	99672-11	D	COVER ASSEMBLY - Instrument panel, lower right, black	1	28-7225001 to 28-7525302 incl.
	99672-08	G	COVER ASSEMBLY - Instrument panel, lower right, red	1	
	99672-10	G	COVER ASSEMBLY - Instrument panel, lower right, tan	1	
	99672-13	G	COVER ASSEMBLY - Instrument panel, lower right, green	1	
	99672-12	G	COVER ASSEMBLY - Instrument panel, lower right, white	1	
	99672-11	G	COVER ASSEMBLY - Instrument panel, lower right, black	1	
	99672-09	G	COVER ASSEMBLY - Instrument panel, lower right, blue/green	1	
	99672-14	C	COVER ASSEMBLY - Instrument panel, lower right, red	1	28R-7235001 to 28R-7535217incl.
	99672-16	C	COVER ASSEMBLY - Instrument panel, lower right, tan	1	28R-7235001 to 28R-7535217incl.
	99672-19	C	COVER ASSEMBLY - Instrument panel, lower right, green	1	28R-7235001 to 28R-7535217incl.
	99672-18	C	COVER ASSEMBLY - Instrument panel, lower right, white	1	28R-7235001 to 28R-7535217incl.
	99672-17	C	COVER ASSEMBLY - Instrument panel, lower right, black	1	28R-7235001 to 28R-7535217incl.
99672-15	C	COVER ASSEMBLY - Instrument panel, lower right, blue/green	1	28R-7235001 to 28R-7535217incl.	
-3a	69545-00	B	PLACARD - Alternate air	1	
	65835-00	H	PLACARD - Carburetor heat	1	
	69544-00	D,F	PLACARD - Carburetor heat	1	
			<p>A - Used on PA-28-180 with serial numbers 28-4378 and up, PA-28-235 with serial numbers 28-11040 and up, PA-28-140 with serial numbers 28-25000 and up, PA-28R-180 and PA-28R-200 airplanes.</p> <p>B - Used on PA-28R-180 and PA-28R-200 airplanes only.</p> <p>C - Used on PA-28R-200 airplanes only.</p> <p>D - Used on PA-28-140 airplanes only.</p> <p>E - Used on PA-28-180 with serial numbers 28-5601 to 28-7105244 inclusive, and PA-28-235 with serial numbers 28-11301 to 28-7110042 inclusive.</p> <p>F - Used on PA-28-180 with serial numbers 28-5043 to 28-7505212 inclusive, and PA-28-235 with serial numbers 28-11086 to 28-7510062 inclusive.</p> <p>G - Used on PA-28-180 with serial numbers 28-7205001 to 28-7505212 inclusive, and PA-28-235 with serial numbers 28-7210001 to 28-7510062 inclusive.</p> <p>H - Used on PA-28-180 with serial numbers 28-4378 to 28-5042 inclusive, and PA-28-235 with serial numbers 28-11040 to 28-11085 inclusive.</p> <p>J - Used on PA-28-180 with serial numbers 28-7105001 to 28-7105244 inclusive, and PA-28-235 with serial numbers 28-7110001 to 28-7110042 inclusive.</p>		

When ordering, always specify Part Number, Description, and Serial Number of Aircraft

**PIPER PARTS CATALOG**

Figure and Index Number	Part Number	Code	NOMENCLATURE	No. Req.	SERIAL NUMBERS AFFECTED	
17-3b	99667-02	K	COVER ASSEMBLY - Circuit breaker panel, red	1	28-26401 to 28-7225612 inclusive	
	99667-04	K	COVER ASSEMBLY - Circuit breaker panel, tan	1		
	99667-07	K	COVER ASSEMBLY - Circuit breaker panel, green	1		
	99667 06	K	COVER ASSEMBLY - Circuit breaker panel, white	1		
	99667-05	H,K	COVER ASSEMBLY - Circuit breaker panel, black	1		
	99667-03	K	COVER ASSEMBLY - Circuit breaker panel, blue-green	1		
	69571-02	G	COVER ASSEMBLY - Circuit breaker panel, red	1		
	69571-04	G	COVER ASSEMBLY - Circuit breaker panel, tan	1		
	69571-07	G	COVER ASSEMBLY - Circuit breaker panel, green	1		
	69571-06	G	COVER ASSEMBLY - Circuit breaker panel, white	1		
	69571-05	G,J	COVER ASSEMBLY - Circuit breaker panel, black	1		
	69571-03	G	COVER ASSEMBLY - Circuit breaker panel, blue/green	1		
	-4	67228-02	C,F	COVER - Instrument panel, left		1
		67228-04	E	COVER - Instrument panel, left		1
		67228-09	L	COVER - Instrument panel, left		1
		66999-02	B	COVER - Instrument panel, left		1
		66999-04	D	COVER - Instrument panel, left		1
			<p>A - Used on PA-28-180 with serial numbers 28-4378 and up, PA-28-235 with serial numbers 28-11040 and up, PA-28-140 with serial numbers 28-25000 and up, PA-28R-180 and PA-28R-200 airplanes.</p> <p>B - Used on PA-28-180 with serial numbers 28-5601 to 28-7205328 inclusive, PA-28-235 with serial numbers 28-11301 to 28-7210033 inclusive, PA-28R-180 with serial numbers 28R-31251 to 28R-7130019 inclusive, and PA-28R-200 with serial numbers 28R-35601 to 28R-7235330 inclusive.</p> <p>C - Used on PA-28-180 with serial numbers 28-4378 to 28-5600 inclusive, and PA-28-235 with serial numbers 28-11040 to 28-11300 inclusive.</p> <p>D - Used on PA-28-140 airplanes only.</p> <p>E - Used on PA-28-140 with serial numbers 28-25000 to 28-26400 inclusive, 28-7325001 and up.</p> <p>F - Used on PA-28R-180 with serial numbers 28R-30005 to 28R-30481 inclusive, 28R-30483 to 28R-31250 inclusive, and PA-28R-200 with serial numbers 28R-30482, 28R-35001 to 28R-35600 inclusive.</p> <p>G - Used on PA-28-180 with serial numbers 28-7305001 to 28-7505212 inclusive, PA-28-235 with serial numbers 28-7310001 to 28-7510062 inclusive, and PA-28R-200 with serial numbers 28R-7335001 to 28R-7535217 inclusive,</p> <p>H - Used on PA-28-140 with serial numbers 28 -7225001 to 28-7225612 inclusive.</p> <p>J - Used on PA-28-140 with serial numbers 28-7325001 to 28-7525302 inclusive.</p> <p>K - Used on PA-28-180 with serial numbers 28-7205001 to 28-7205328 inclusive, PA-28-235 with serial numbers 28-7210001 to 28-7210033 inclusive, and PA-28R-200 with serial numbers 28R-7235001 to 28R-7235330 inclusive.</p> <p>L - Used on PA-28-180 with serial numbers 28-7305001 and up, PA-28-235 with serial numbers 28-7310001 and up. and PA-28R-200 with serial numbers 28R-7335001 and up.</p>			

When ordering, always specify Part Number, Description, and Serial Number of Aircraft

PA-28-140  
PA-28-180  
PA-28-235  
PA-28R-180  
PA-28R-200



### PIPER PARTS CATALOG

Figure and Index Number	Part Number	Code	NOMENCLATURE	No. Req.	SERIAL NUMBERS AFFECTED	
17-5	67425-00	F	PLACARD - Landing check list, mph	1		
	66985-00	G	PLACARD - Landing check list, mph	1		
	67878-00	B	PLACARD - Landing check list, mph	1	28R-7235001 and up	
	67878-02	B	PLACARD - Landing check list, knots	1	28R-7235001 and up	
	65833 00	C,L	PLACARD - Landing check list, mph	1		
	66724-00	E,H,L	PLACARD - Landing check list, mph	1		
	99885-00	K,L	PLACARD - Landing check list, mph	1		
	99885-02	K,L	PLACARD - Landing check list, knots	1		
	69669-123	L,M	PLACARD - Landing check list, knots	1	28-7725001 and up	
	99807-00	D	PLACARD - Landing check list, mph	1	28-7310001 to 28-7610206 incl.	
	69669-124	D	PLACARD - Landing check list, knots	1	28-7710001 and up	
	-6	67426-00	F	PLACARD - Take-off check list	1	
		99138-00	G	PLACARD - Take-off check list	1	
		67879-00	B	PLACARD - Take-off check list	1	28R-7235001 and up
65834-00		C,L	PLACARD - Take-off check list	1		
66725-00		E,H,L	PLACARD - Take-off check list	1		
99886-00		J,L	PLACARD - Take-off check list	1		
99808-00		D	PLACARD - Take-off check list	1	28-7310001 and up	
<p>A - Used on PA-28-180 with serial numbers 28-4378 aNd up, PA-28-235 with serial numbers 28-11040 and up, PA-28-140 with serial numbers 28-25000 and up, PA-28R-180 and PA-28R-200 airplanes.</p> <p>B - Used on PA-28R-200 airplanes only.</p> <p>C - Used on PA-28-180 with serial numbers 28-4378 to 28-5600 inclusive, and PA-28-235 with serial numbers 28-11040 to 28-11300 inclusive.</p> <p>D - Used on PA-28-235 airplanes only.</p> <p>E - Used on PA-28-180 with serial numbers 28-5601 to 28-7105244 inclusive, and PA-28-235 with serial number 28-11301 to 28-7110042 inclusive.</p> <p>F - Used on PA-28R-180 with serial numbers 28R-30005 to 28R-30481 inclusive, 28R-30483 to 28R-31 250 inclusive, and PA-28R-200 with serial numbers 28R-30482, 28R-35001 to 28R-35600 inclusive.</p> <p>G - Used on PA-28R-180 with serial numbers 28R-31 251 to 28R-71 3001 9 inclusive, and PA-28R-200 with serial numbers 28R-35601 to 28R-71 35238 inclusive.</p> <p>H - Used on PA-28-140 with serial numbers 28-25000 to 28-7125471 inclusive.</p> <p>J - Used on PA-28-140 with serial numbers 28-7125472 and up. PA-28-180 with serial numbers 28-7205001 and up, and PA-28-235 with serial numbers 28-7210001 to 28-7210033 inclusive.</p> <p>K - Used on PA-28-140 with serial numbers 28-71 25472 to 28-7625284 inclusive, PA-28-180 with serial numbers 28-7205001 and up, and PA-28-235 with serial number 28-7210001 to 28-7210033 inclusive,</p> <p>L - See Figure 67A if Constant Speed Propeller is installed.</p> <p>M - Used on PA-28-140 airplanes only.</p>						

When ordering, always specify Part Number, Description, and Serial Number of Aircraft

**PIPER PARTS CATALOG**

Figure and Index Number	Part Number	Code	NOMENCLATURE	No. Req.	SERIAL NUMBERS AFFECTED	
17-7	67229-00	C,F	COVER ASSEMBLY - Instrument panel, right	1	28-25000 to 28-7125471 inclusive	
	67229-04	E,G	COVER ASSEMBLY - Instrument panel, right	1		
	67229-04	D	COVER ASSEMBLY - Instrument panel, right	1		
	67229-06	J	COVER ASSEMBLY - Instrument panel, right	1		
	99513-00	B,K	COVER ASSEMBLY - Instrument panel, right	1		
	99513-03	H	COVER ASSEMBLY - Instrument panel, right	1		
	76311-00	L,M	COVER ASSEMBLY - Instrument pane, right	1		
-8	99484-00	B,K	PLACARD - Climate control center	1		
	79112-00	H	PLACARD - Climate control center	1		
-8a	67241-00		PLACARD - Heater and defroster	1		
	35669-28		PLACARD - Heater and defroster (lift to actuate)	1		
-8b	69669-25	L,M	PLACARD - Vent fan	1		
<p>A - Used on PA-28-180 with serial numbers 28-4378 and up, PA-28-235 with serial numbers 28-11040 and up, PA-28-140 with serial numbers 28-25000 and up, PA-28R-180 and PA-28R-200 airplanes.</p> <p>B - Order part for PA-28-140 with serial numbers 28-7325058 and up, PA-28-180 with serial numbers 28-7305072 and up, and PA-28R-200 with serial numbers 28R-7335058 and up if Air Conditioning Control System Modification Kit has been installed</p> <p>C - Used on PA-28-180 with serial numbers 28-4378 to 28-5600 inclusive, and PA-28-235 with serial numbers 28-11040 to 28-11300 inclusive.</p> <p>D - Used on PA-28-140 airplanes only.</p> <p>E - Used on PA-28-180 with serial numbers 28-5601 to 28-7105244 inclusive, and PA-28-235 with serial numbers 28-11301 to 28-7110042 inclusive.</p> <p>F - Used on PA-28R-180 with serial numbers 28R-30005 to 28R-30481 inclusive, 28R-30483 to 28R-31 250 inclusive, and PA-28R-200 with serial numbers 28R-30482, 28R-35001 to 28R-35600 inclusive.</p> <p>G - Used on PA-28R-180 with serial numbers 28R-31251 to 28R-7130019 inclusive, and PA-28R-200 with serial numbers 28R-35601 to 28R-7135238 inclusive.</p> <p>H - Used on PA-28-140 with serial numbers 28-7325058 and up, PA-28-180 with serial numbers 28-7305072 and up, and PA-28R-200 with serial numbers 28R-7335058 and up if air conditioning is installed.</p> <p>J - Used on PA-28-140 with serial numbers 28-7125472 and up, PA-28-180 with serial numbers 28-7205001 and up, PA-28-235 with serial numbers 28-7210001 and up, and PA-28R-200 with serial numbers 28R-7235001 and up,</p> <p>K - Used on PA-28-140 with serial numbers 28-25001, 28-7125472 to 28-7325057 inclusive, PA-28-180 with serial numbers 28-5653, 28-7205092 to 28-7305072 inclusive, and PA-28R-200 with serial numbers 28R-7235002 to 28R-7335075 inclusive if air conditioning is installed.</p> <p>L - Used on PA-28-140 with serial numbers 28-7425001 and up, PA-28-180 with serial numbers 28-7405001 and up, PA-28-235 with serial numbers 28-7410001 and up, and PA-28R-200 with serial numbers 28R-7435001 and up.</p> <p>M - Used if fresh air blower is installed.</p>						

When ordering, always specify Part Number, Description, and Serial Number of Aircraft

**PIPER PARTS CATALOG**

Figure and Index Number	Part Number	Code	NOMENCLATURE	No. Req.	SERIAL NUMBERS AFFECTED
17-9	67227-05	B	COVER ASSEMBLY - Upper instrument panel, black		
	67227-07	G	COVER ASSEMBLY - Upper instrument panel, black	1	28R-30879 to 28R-31279 inclusive
	67227-10	G	COVER ASSEMBLY - Upper instrument panel, black	1	28R-7130001 to 28R-7130019 incl.
	67227-08	C	COVER ASSEMBLY - Upper instrument panel, black		
	67227-10	J	COVER ASSEMBLY - Upper instrument panel, black	1	28R-7135001 to 28R-7135238 incl.
	67227-16	J	COVER ASSEMBLY - Upper instrument panel, tan	1	28R-7235001 to 28R-7235330 incl.
	65839-03	F	COVER ASSEMBLY - Upper instrument panel, black	1	284378 to 28-5129 inclusive, 28-51 81 to 28-5227 inclusive
	65839-06	F	COVER ASSEMBLY - Upper instrument panel, black	1	28-5130 to 28-5180 inclusive, 28-5228 to 28-5869 inclusive
	67227-12	F	COVER ASSEMBLY - Upper instrument panel, black	1	28-7105001 to 28-7105244 incl.
	67227-17	F	COVER ASSEMBLY - Upper instrument panel, tan	1	28-7205001 to 28-7205328 incl.,
	65839-04	E	COVER ASSEMBLY - Upper instrument panel, black	1	28-11040 to 28-11393 inclusive
	67227-11	E	COVER ASSEMBLY - Upper instrument panel, black	1	28-7110001 to 28-7110042 incl.
	67227-15	E	COVER ASSEMBLY - Upper instrument panel, tan	1	28-7210001 to 28-7210033 incl.
	66736 -00	D	COVER ASSEMBLY - Upper instrument panel, black	1	28-25000 to 28-26956 inclusive
	67227-12	D	COVER ASSEMBLY - Upper instrument panel, black	1	28-71 25001 to 28-7125651 incl.
	67227-17	D	COVER ASSEMBLY - Upper instrument panel, tan	1	28-7225001 to 28-7225612 incl.
	67227-12	H	COVER ASSEMBLY - Upper instrument panel, black	1	28-7125174 to 28-7225612 incl.
	99959-00	DL	COVER ASSEMBLY - Upper instrument panel, left	1	28-7325001 to 28-7425454 incl.
	99959-02	J,L	COVER ASSEMBLY - Upper instrument panel, left	1	28R-7335001 to 28R-7435331 incl.
	99959-03	E,L	COVER ASSEMBLY - Upper instrument panel, left	1	28-7310001 to 28-7410120 incl.
	99959-07	F,L	COVER ASSEMBLY - Upper instrument panel, left	1	28-7305001 to 28-7405290 incl.
	79044-06	K,L	COVER ASSEMBLY - Upper instrument panel, left	1	
	76477-02	J,L,M	COVER ASSEMBLY - Upper instrument panel, left	1	28R-7635001 and up
				A-	Used on PA-28-180 with serial numbers 28-4378 and up, PA-28-235 with serial numbers 28-11040 and up, PA-28-140 with serial numbers 28-25000 and up. PA-28R-180 and PA-28R-200 airplanes.
				B-	Used on PA-28R-180 with serial numbers 28R-30005 to 28R-30481 inclusive, 28R-30483 to 28R-30878 inclusive.
				C-	Used on PA-28R-200 with serial numbers 28R-30482, 28R-35001 to 28R-35830 inclusive.
				D-	Used on PA-28-140 airplanes only.
			E-	Used on PA-28-235 airplanes only.	
			F-	Used on PA-28-180 airplanes only.	
			G-	Used on PA-28R-180 airplanes only	
			H-	Used on PA-28-140 Flite Liner Model.	
			J-	Used on PA-28R-200 airplanes only.	
			K-	Used on PA-28-140 with serial numbers 28-7525001 and up. PA-28-180 with serial numbers 28-7505001 and up. PA-28-235 with serial numbers 28-7510001 and up. and PA-28R-200 with serial numbers 28R-7535001 and up.	
			L-	When ordering, specify color gold, blue, green, gray, red, black or bark. Specify color "Bark 1" for PA-28-140 with serial numbers 28-7725001 to 28-7725174 inclusive, PA-28-235 with serial numbers 28-7710001 to 28-7710010 inclusive, and PA-28R-200 with serial numbers 28R-7635504 and up. Specify color "Bark II" or black for PA-28-140 with serial numbers 28-77251 75 and up. and PA-28-235 with serial numbers 28-771 0011 and up.	
			M-	Used if NSD-360 is installed.	

When ordering, always specify Part Number, Description, and Serial Number of Aircraft

PA-28-140  
PA-28-180  
PA-28-235  
PA-28R-180  
PA-28R-200

**PIPER PARTS CATALOG**

Figure and Index Number	Part Number	Code	NOMENCLATURE	No. Req.	SERIAL NUMBERS AFFECTED
17-9	99959 04	K,L	COVER ASSEMBLY - Upper instrument panel, right	1	
	99959-05	E,L	COVER ASSEMBLY - Upper instrument panel, right	1	28-7310001 and up
-10	63154-02	G	STIFFENER - Upper instrument panel, left	1	
	63154-03	G	STIFFENER - Upper instrument panel, right	1	
	67722-00	H	STIFFENER - Upper instrument panel	1	
-10a	65862-00	F	PLACARD - Maneuvering speed, mph	1	
	65182-02	C	PLACARD - Maneuvering speed, mph	1	28-4378 to 28-7205328 inclusive
	99735-03	C	PLACARD - Maneuvering speed, knots	1	28-4378 to 28-7205328 inclusive
-10b	65779 00	C	PLACARD - Operating limitations, mph	1	28-4378 to 28-5227 inclusive
-10c	66532-00	C	PLACARD - Operating limitations	1	28-4378 to 28-5227 inclusive
-11	67428-00	B	PLACARD - Maneuvers limitations		
-12	99875-00	J	PLACARD - Maneuvering speed, mph	1	28R-7235001 and up
	76223 00	J	PLACARD - Maneuvering speed, knots	1	28R-7235001 and up
	65182-02	D	PLACARD - Maneuvering speed, mph	1	28-25000 to 28-7625284inclusive
	99735-03	D	PLACARD - Maneuvering speed, knots	1	28-25000 to 28-7625284inclusive
	69669-134	D	PLACARD - Maneuvering speed, knots	1	28-7725001 and up
	65182 04	C	PLACARD - Maneuvering speed, mph	1	28-7305001 and up
	99735-02	C	PLACARD - Maneuvering speed, knots	1	28-7305001 and up
	65182-00	E	PLACARD - Maneuvering speed, mph	1	28-10003 to 28-7610206inclusive
	99735-00	E	PLACARD - Maneuvering speed, knots	1	28-10003 to 28-7610206inclusive
	69669-135	E	PLACARD - Maneuvering speed, knots	1	28-7710001 and up
<p>A - Used on PA-28-180 with serial numbers 28-4378 and up, PA-28-235 with serial numbers 28-11040 and up, PA-28-140 with serial numbers 28-25000 and up, PA-28R-180 and PA-28R-200 airplanes.</p> <p>B - Used on PA-28R-180 and PA-28R-200 airplanes only.</p> <p>C - Used on PA-28-180 airplanes only.</p> <p>D - Used on PA-28-140 airplanes only.</p> <p>E - Used on PA-28-235 airplanes only.</p> <p>F - Used on PA-28R-200 with serial numbers 28R-30482, 28R-35001 to 28R-7135238 inclusive, and PA-28R-180.</p> <p>G - Used on PA-28-180 with serial numbers 28-4378 to 28 4677 inclusive, and PA-28R-180 with serial numbers 28R-30005 to 28R-30478 inclusive.</p> <p>H - Used on PA-28-180 with serial numbers 28-4678 to 28-7205328 inclusive. PA-28R-180 with serial numbers 28R-30479 and up, PA-28R-200 with serial numbers 28R-30482, 28R-35001 to 28R-7235330 inclusive, PA-28-235 with serial numbers 28-11040 to 28-7210033 inclusive, and PA-28-140 with serial numbers 28-25000 to 28-7225612 inclusive.</p> <p>J - Used on PA-28R-200 airplanes only.</p> <p>K - Used on PA-28-140 with serial numbers 28-7325001 and up. PA-28-180 with serial numbers 28-7305001 and up. and PA-28R-200 with serial numbers 28R-7335001 and up.</p> <p>L - When ordering, specify/ color gold, blue, green, grey, red, black or bark. Specify color "Bark 1" for PA-28-140 with serial numbers 28-7725001 to 28-7725174 inclusive, PA-28-235 with serial numbers 28-7710001 to 28-7710010 inclusive, and PA-28R-200 with serial numbers 28R-7635504 and up. Specify color "Bark II" or black for PA-28-140 with serial numbers 28-7725 175 and up. and PA-28-235 with serial numbers 28-771 0011 and up.</p>					

When ordering, always specify Part Number, Description, and Serial Number of Aircraft

**PIPER PARTS CATALOG**

Figure and Index Number	Part Number	Code	NOMENCLATURE	No. Req.	SERIAL NUMBERS AFFECTED
17-12a	65863-00		PLACARD - Crosswind component, mph	1	
	76222-00		PLACARD - Crosswind component, knots	1	
-12b	63408-00	C,D,M	PLACARD - Oil cooler winterization	1	
-12c	69669-39	N	PLACARD - Annunciator, press to test	1	
-13	450 712	K,W	COMPASS ASSEMBLY - Red light (C-2400-L4P)	1	
	550 805	K	COMPASS ASSEMBLY - Blue/white light (C-2400-L4P-B)	1	
-13a	67462 06	B,L	COMPASS ASSEMBLY - (C-2200-L4-B)	1	
-13b	79650-02		HOLDER - Compass card	1	
-14	62177 05	G,P	INSTRUMENT - Tachometer assembly	1	
	62177-19	H,P	INSTRUMENT - Tachometer assembly	1	28R-30482, 28R-35001 to 28R-7635516 inclusive
	87379-03	H,O,P	INSTRUMENT - Tachometer assembly	1	28R-7635517 and up
	62177-10	C,P	INSTRUMENT - Tachometer assembly	1	28-1761 to 28-3555, 28-3557 to 28-3572, 28-3574 to 28-3626 incl.
	87379-03	J,P	INSTRUMENT - Tachometer assembly	1	
	62177-04	E,P	INSTRUMENT - Tachometer assembly	1	
	87379-03	D,P	INSTRUMENT - Tachometer assembly	1	
	62177-08	F,P	INSTRUMENT - Tachometer assembly	1	28-7125174 and up
			A - Used on PA-28-180 with serial numbers 28-4378 and up, PA-28-235 with serial numbers 28-11040 and up, PA-28-140 with serial numbers 28-25000 and up. PA-28R-180 and PA-28R-200 airplanes.		
			B - Used on PA-28-140 with serial numbers 28-25000 to 28-7525350 inclusive, PA-28-180 with serial numbers 28-4378 to 28-7505261 inclusive, PA-28-235 with serial numbers 28-11040 to 28-7510145 inclusive. PA-28R-180 with serial numbers 28R-30001 to 28R-7130019 inclusive, and PA-28R-200 with serial numbers 28R-35001 to 28R-7535393 inclusive if Magnetic Compass Relocation Kit 760 795v has been installed per Service Letter 761.		
			C - Used on PA-28-180 airplanes only.		
			D - Used on PA-28-140 airplanes only.		
			E - Used on PA-28-235 airplanes only.		
			F - Used on PA-28-140 Flite Liner Model.		
			G - Used on PA-28R-180 airplane only.		
			H - Used on PA-28R-200 airplanes only.		
			J - Used on PA-28-180 with serial numbers 28-3556, 28-3573, 28-3627 and up.		
			K - Used on PA-28-180 with serial numbers 28-4378 and up, PA-28-235 with serial numbers 28-11040 to 28-7510145 inclusive, PA-28-140 with serial numbers 28-25000 to 28-7525350 inclusive, PA-28R-180 and PA-28R-200 with serial numbers 28R-30482, 28R-35001 to 28R-7535352 inclusive.		
			L - Used on PA-28-140 with serial numbers 28-7625001 and up. PA-28-235 with serial numbers 28-7610001 and up, and PA-28R-200 with serial numbers 28R-7535353 and up.		
			M - Used on PA-28R-180 and PA-28R-200 airplanes only.		
			N - Used on PA-28-140 with serial numbers 28-7525001 and up, PA-28-180 with serial numbers 28-7505001 and up, PA-28-235 with serial numbers 28-7510001 and up, and PA-28R-200 with serial numbers 28R-7535001 and up.		
			O - Reference latest revision to Service Bulletin 1164 on Propellor RPM Limitation and Tachometer Re-Marking in the PA-28R-200 Arrow with serial numbers 28R-35001 through 28R-35820 inclusive, 28R-7135001 through 28R-7235001 through 28R-7635545 inclusive and PA-28R-200 Arrow II with serial numbers 28R-7235001 through 28R-7635545 inclusive using Kit No. 767-510.		
			P- Reference Service Letter 526 if aircraft is a PA-28 Cherokee model with Lycoming O-360-A3A engine and Sensenich propeller model M76EMM-0, M76EMMS-0, 76EM8S5-0 or 76EM8-0.		
			W - These parts must be ordered from Service Spares Department. Piper Aircraft. Lock Haven, Penna.		

When ordering, always specify Part Number, Description, and Serial Number of Aircraft

PA-28-140  
PA-28-180  
PA-28-235  
PA-28R-180  
PA-28R-200

**PIPER PARTS CATALOG**

Figure and Index Number	Part Number	Code	NOMENCLATURE	No. Req.	SERIAL NUMBERS AFFECTED		
17-15	550 729	B	INSTRUMENT - True airspeed indicator (67433-02), mph	1	28R-30005 to 28R-30481 inclusive, 28R-30483 to 28R-7130019 incl.		
	550 470	F	INSTRUMENT - True airspeed indicator (PS500494-2), mph	1			
	550 600	C	INSTRUMENT - True airspeed indicator (62143-02), mph	1			
	550 456	C	INSTRUMENT - True airspeed indicator (PS50049-9-2), mph	1			
	550 617	E	INSTRUMENT - True airspeed indicator (62143-03), mph	1			
	550 459	E	INSTRUMENT - True airspeed indicator (PS50049-12-2), mph	1			
	548 119	E	INSTRUMENT - True airspeed indicator (PS50049-34T-2), knots	1			
	450 799	D	INSTRUMENT - True airspeed indicator (62143-00), mph	1			
	550 506	D	INSTRUMENT - True airspeed indicator (9963242), knots	1			
	548 111	D	INSTRUMENT - True airspeed indicator (PS50049-28T-2), knots	1			
	-16	550 730	B	INSTRUMENT - Airspeed indicator (67434-02), mph		1	28R-30005 to 28R-30481 inclusive, 28R-30483 to 28R-7130019 incl., 28R-30005 to 28R-30481 inclusive, 28R-30483 to 28R-7130019 incl.
		550 509	B	INSTRUMENT - Airspeed indicator (99632-05), knots		1	
		550 469	F	INSTRUMENT - Airspeed indicator (PS50049-5-2), mph		1	
		550 463	F	INSTRUMENT - Airspeed indicator (PS50049-7-2), knots		1	
450 793		C	INSTRUMENT - Airspeed indicator (63205-02), mph	1			
550 507		C	INSTRUMENT - Airspeed indicator (99632-03), knots	1			
550 460		C	INSTRUMENT - Airspeed indicator (PS50049-14-2), knots	1			
550 457		C	INSTRUMENT - Airspeed indicator (PS50049-10-2), mph	1			
550 618		E	INSTRUMENT - Airspeed indicator (6320503), mph	1			
550 458		E	INSTRUMENT - Airspeed indicator (PS50049-11-2), mph	1			
548 118		E	INSTRUMENT - Airspeed indicator (PS50049-34S-2), knots	1			
450 762		D	INSTRUMENT - Airspeed indicator (63205-00), mph	1			
550 505		D	INSTRUMENT - Airspeed indicator (99632-00), knots	1			
548 110		D	INSTRUMENT - Airspeed indicator (PS50049-28T-2), knots	1			
-17	755 441	B	INSTRUMENT - Manifold pressure and fuel flow gauge	1	28-7725001 and up		
	99022-00	F	INSTRUMENT - Manifold pressure and fuel flow gauge	1			
	751 118	C,E,W	INSTRUMENT - Manifold pressure gauge (AN5770-1A)	1			
-18	99010-02		INSTRUMENT - Rate of climb	1			
-19	755 427	G.W	INSTRUMENT - Directional gyro (3 inch)	1			
-20	755 428	G.W	INSTRUMENT - Gyro horizon	1			
	99002-06	G	INSTRUMENT - Gyro horizon (with adjusting knob covered)	1			

A - Used on PA-28-180 with serial numbers 28-4378 and up, PA-28-235 with serial numbers 28-11040 and up, PA-28-140 with serial numbers 28-25000 and up, PA-28R-180 and PA-28R-200 airplanes.  
 B - Used on PA-28R-180 airplanes only.  
 C - Used on PA-28-180 airplanes only.  
 D - Used on PA-28-140 airplanes only.  
 E - Used on PA-28-235 airplanes only  
 F - Used on PA-28R-200 airplanes only.  
 G - See Figure 90 if AutoControl III or Auto Control IIIB is installed.  
 W - These parts must be ordered from Service Parts Department, Piper Aircraft, Lock Haven, Penna.

When ordering, always specify Part Number, Description, and Serial Number of Aircraft

PA-28-140  
 PA-28-180  
 PA-28-235  
 PA-28R-180  
 PA-28R-200

**PIPER PARTS CATALOG**

Figure and Index Number	Part Number	Code	NOMENCLATURE	No. Req.	SERIAL NUMBERS AFFECTED
17-21	548 153	H,J	INSTRUMENT - Altimeter, standard (scale in inches of mercury to 20,000 feet)	1	
	550 493	W	INSTRUMENT - Altimeter, sensitive (scale in inches of mercury to 20,000 feet)	1	
	550 491	W	INSTRUMENT - Altimeter, sensitive (scale in millibars to 20,000 feet)	1	
	548 039	W	Instrument - Altimeter, encoding (scale in inches of mercury to 35,000 feet)	1	
	548 040		INSTRUMENT - Altimeter, encoding (scale in millibars to 35,000 feet)	1	
-22	550 483	G	INSTRUMENT - Turn and bank (1234T100-5) electric	1	
	548 190	F,G	INSTRUMENT - Turn coordinator (1394T100) electric	1	
-23	99478-00	W	INSTRUMENT - Clock	1	
	548 679		INSTRUMENT - Clock, electric (CA7287)	1	
-24	472 969		LIGHTER - Cigar	1	
-25	67431-00		PLATE - Instrument panel	6	
-26	67431-04		PLATE - Instrument panel	3	
-27	67431-00	B	PLATE ASSEMBLY - Instrument panel	1	
	67475-00	C	PLATE ASSEMBLY - Instrument panel	1	28-4378 to 28-7205328inclusive
	67475-02	C	PLATE ASSEMBLY - Instrument panel	1	28-7305001 and up
	69242-00	E	PLATE ASSEMBLY - Instrument panel	1	28-11040 to 28-7610206 inclusive
	66645-00	D	PLATE ASSEMBLY - Instrument panel	1	28-25000 to 28-7625284 inclusive
	67431-00	D	PLATE ASSEMBLY - Instrument panel	1	28-7725001 and up
-28	453 687		BUTTON - Plug (SS 48189)	1	
-29	69169-00	G	PLATE ASSEMBLY - Pictorial rate of turn	1	
-30	67466-00		COVER - Pictorial rate of turn	1	
<p>A - Used on PA-28-180 with serial numbers 28-4378 and up, PA-28-235 with serial numbers 28-11040 and up, PA-28-140 with serial numbers 28-25000 and up, PA-28R-180 and PA-28R-200 airplanes.</p> <p>B - Used on PA-28R-180 and PA-28R-200 airplanes only</p> <p>C - Used on PA-28-180 airplanes only</p> <p>D - Used on PA-28-140 airplanes only</p> <p>E - Used on PA-28-235 airplanes only</p> <p>F - Order this instrument as a replacement for Mitchell Turn and Bank 52D69 or P/N 41 711 -02 (Brittain P/N 1681A) which are no longer available. Cable assembly P/N 63759-02 must also be ordered when the Mitchell Turn and Bank 52D69 is being replaced.</p> <p>G - See Figure 86A if AutoFlite II is installed.</p> <p>H - Used on PA-28-140 with serial numbers 28-7725001 and up. PA-28-235 with serial numbers 28-7710001 and up. and PA-28R-200 with serial numbers 28R-7735001 and up.</p> <p>J - Instrument not approved for IFR.</p> <p>W - These parts must be ordered from Service Spares Department, Piper Aircraft, Lock Haven, Penna.</p>					

When ordering, always specify Part Number, Description, and Serial Number of Aircraft

**PIPER PARTS CATALOG**

Figure and Index Number	Part Number	Code	NOMENCLATURE	No. Req.	SERIAL NUMBERS AFFECTED
17-31	67441-02	H,J	CLUSTER ASSEMBLY - Instrument, left	1	
	67441-03	H	CLUSTER ASSEMBLY - Instrument, right	1	
	65852-02	J	CLUSTER ASSEMBLY - Instrument, right	1	
	95241-02	K	CLUSTER ASSEMBLY - Instrument, left	1	
	95241-11	L	CLUSTER ASSEMBLY - Instrument, left	1	
	95241-03	C	CLUSTER ASSEMBLY - Instrument, right	1	
	95241-13	G	CLUSTER ASSEMBLY - Instrument, right	1	28R-7335001 and up
	95241-04	D	CLUSTER ASSEMBLY - Instrument, right	1	28-4378 to 28-7205328 inclusive
	95241-14	D	CLUSTER ASSEMBLY - Instrument, right	1	28-7305001 and up
	95241-05	E	CLUSTER ASSEMBLY - Instrument, right	1	28-11040 to 28-7210033 inclusive
	95241-15	E	CLUSTER ASSEMBLY - Instrument, right	1	28-7310001 and up
	95241-07	F	CLUSTER ASSEMBLY - Instrument	1	28-25000 to 28-7125651 inclusive
	95241-12	F	CLUSTER ASSEMBLY - Instrument	1	28-7225001 to 28-7225612 incl.
	95241-17	F	CLUSTER ASSEMBLY - Instrument	1	28-7325001 and up
-31a	79381-0		LENS	1	
-32	79364-00		* INSTRUMENT - Fuel gauge, left main	1	
	79363-00		* INSTRUMENT - Fuel gauge, right main	1	
-33	79371-00	B	* INSTRUMENT - Fuel pressure	1	
	79370-00	D,E,F	* INSTRUMENT - Fuel pressure	1	
-34	755 411	H,J	* INSTRUMENT - Voltmeter	1	
-35	79367-00		* INSTRUMENT - Oil temperature	1	
-36	38226-00		* INSTRUMENT - Oil pressure	1	
-37	79362-00		* INSTRUMENT - Armmeter	1	
-38	79376-00		* COVER - Instrument cluster	AR	
-38a	79366-00	E	* INSTRUMENT - Fuel gauge, left tip	1	
	79365-00	E	* INSTRUMENT - Fuel gauge, right tip	1	
-38b	79381	M	* LENS - Cluster assembly	1	
			A - Used on PA-28-180 with serial numbers 28-4378 and up, PA-28-235 with serial numbers 28-11040 and up. PA-28-140 with serial numbers 28-25000 and up, PA-28R-180 and PA-28R-200 airplanes.		
			B - Used on PA-28R-180 and PA-28R-200 airplanes only.		
			C - Used on PA-28R-180 with serial numbers 28R-30738 to 28R-7130019 inclusive, and PA-28R-200 with serial numbers 28R-30482, 28R-35001 to 28R-7235330 inclusive.		
			D - Used on PA-28-180 airplanes only.		
			E - Used on PA-28-235 airplanes only.		
			F - Used on PA-28-140 airplanes only.		
			G - Used on PA-28- 140 with serial numbers 28-7325001 to 28-7525350 inclusive. PA-28-180 with serial numbers 28-7305001 and up, PA-28R-200 with serial numbers 28R-7335001 to 28R-7535352 inclusive, and PA-28-235 with serial numbers 28-7310001 to 28-7510145 inclusive.		
			H - Used on PA-28R-180 with serial numbers 28R-30005 to 28R-30481 inclusive, 28R-30483 to 28R-30737 inclusive.		
			J - Used on PA-28-180 with serial numbers 28-4378 to 28-4877 inclusive.		
			K - Used on PA-28-180 with serial numbers 28-4378 to 28-7205328 inclusive, PA-28-235 with serial numbers 28-11040 to 28-7210033 inclusive, PA-28R-180 with serial numbers 28R-30738 to 28R-7130019 inclusive and PA-28R-200 with serial numbers 28R-30482, 28R-35001 to 28R-7135238 inclusive.		
			L - Used on PA-28-180 with serial numbers 28-7305001 and up, PA-28-235 with serial numbers 28-7310001 and up. and PA-28R-200 with serial numbers 28R-7235001 and up.		
			M - Used on PA-28-140 with serial numbers 28-25000 and up, PA-28-180 with serial numbers 28-4878 and up, PA-235 with serial numbers 28-11040 and up, PA-28R-180 with serial numbers 28-30738 and up, and PA-28R-200.		

When ordering, always specify Part Number, Description, and Serial Number of Aircraft



**PIPER PARTS CATALOG**

Figure and Index Number	Part Number	Code	NOMENCLATURE	No. Req.	SERIAL NUMBERS AFFECTED
17-39	791 24-00	G	SUPPORT ASSEMBLY - Compass. black	1	
-40	751 912		GAUGE - Mixture control indicator (Alcor)	1	
-41	757 310		PROBE ASSEMBLY - Mixture control (Alcor)	1	
-42	756 616		WIRE ASSEMBLY - Mixture control 90" (Alcor)	1	
-43	99479-02		GAUGE ~ Air temperature (NHM-70)	1	
-44	62943-00	B	COVER ASSEMBLY - Radio opening, 6.56 x 3.25, black	1	
	99060-00	D	COVER ASSEMBLY ~ Radio opening, 6.56 x 3.25, black	1	
	99060-04	E	COVER ASSEMBLY - Radio opening, 6.56 x 3.25, tan	1	
	99060-06	C,F	COVER ASSEMBLY - Radio opening, 6.56 x 3.25	1	
<p>A - Used on PA-28-180 with serial numbers 28-4378 and up. PA-28-235 with serial numbers 28-11040 and up, PA-28-140 with serial numbers 28-25000 and up. PA-28R-180 and PA-28R-200 airplanes</p> <p>B - Used on PA-28-140 with serial numbers 28-25000 to 28-26956 inclusive, PA-28-180 with serial numbers 28-4378 to 28-5869 inclusive, PA-28R-180 with serial numbers 28R-30005 to 28R-30481 inclusive, 28R-30483 to 28R-31279 inclusive, PA-28R-200 with serial numbers 28R-30482. 28R-35001 to 28R-35830 inclusive, and PA-28-235 with serial numbers 28-11040 to 28-11393 inclusive</p> <p>C - When ordering, specify color gold. blue. green, gray or bark Specify color "Bark 1" for PA-28-140 with serial numbers 28-7725001 to 28-7725174 inclusive, PA-28-235 with serial numbers 28-7710001 to 28-7710010 inclusive, and PA-28R-200 with serial numbers 28R-7635504 and up, Specify color "Bark II" or black for PA-28-140 with serial numbers 28-7725175 and up. and PA-28-235 with serial numbers 28-7710011 and up.</p> <p>D - Used on PA-28-140 with serial numbers 28-7125001 to 28-7225612 inclusive. PA-28-180 with serial numbers 28-7105001 to 28-7105244 inclusive, PA-28R-180 with serial numbers 28R-7130001 to 28R-7130019 inclusive, PA-28R-200 with serial numbers 28R-7135001 to 28R-71 35238 inclusive, and PA-28-235 with serial numbers 28-7110001 to 28-7110042 inclusive.</p> <p>E - Used on PA-28-140 with serial numbers 28-7225001 to 28-7225612 inclusive, PA-28-180 with serial numbers 28-7205001 to 28-7205328 inclusive, PA-28R-200 with serial numbers 28R-7235001 to 28R-7235330 inclusive, and PA-28-235 with serial numbers 28-7210001 to 28-7210033 inclusive.</p> <p>F - Used on PA-28-140 with serial numbers 28-7325001 and up. PA-28-180 with serial numbers 28-7205001 and up. PA-28R-200 with serial numbers 28R-7335001 and up, and PA-28-235 with serial numbers 28-7310001 and up.</p> <p>G - Used on PA-28- 1 40 with serial numbers 28-7325001 to 28-7525350 inclusive, PA-28-180 with serial numbers 28-7305001 and up, PA-28R-200 with serial numbers 28R-7335001 to 28R-7535352 inclusive. and PA-28-235 with serial numbers 28-7310001 to 28 -7510145 inclusive</p>					

When ordering, always specify Part Number, Description, and Serial Number of Aircraft

**PIPER PARTS CATALOG**

Figure and Index Number	Part Number	Code	NOMENCLATURE	No. Req.	SERIAL NUMBERS AFFECTED
17-45	62942-00	B	COVER ASSEMBLY - Radio opening, 6.56 x 2.90, black	1	
	99059-00	D	COVER ASSEMBLY - Radio opening, 6.56 x 2.90, black	1	
	99059-04	E	COVER ASSEMBLY - Radio opening, 6.56 x 2.90, tan	1	
	99059-06	C,F	COVER ASSEMBLY - Radio opening, 6.56 x 2.90	1	
-46	62944-00	B	COVER ASSEMBLY - Radio opening, 6.56 x 3.56, black	1	
	99061-00	D	COVER ASSEMBLY - Radio opening, 6.56 x 3.56, black	1	
	99061-04	E	COVER ASSEMBLY - Radio opening, 6.56 x 3.56, tan	1	
	99061-06	C,F	COVER ASSEMBLY - Radio opening, 6.56 x 3.56	1	
-47	63766-00	B	COVER ASSEMBLY - Radio opening, 6.44 x 1.78, black	1	
	99062-00	D	COVER ASSEMBLY - Radio opening, 6.50 x 1.78, black	1	
	99062-04	E	COVER ASSEMBLY - Radio opening, 6.50 x 1.78, tan	1	
	99062-06	C,F	COVER ASSEMBLY - Radio opening, 6.50 x 1.78	1	
-48	62943-00	B	COVER ASSEMBLY - Radio opening, 6.56 x 3.25, black	1	
	99060-00	D	COVER ASSEMBLY - Radio opening, 6.56 x 3.25, black	1	
	99060-04	E	COVER ASSEMBLY - Radio opening, 6.56 x 3.25, tan	1	
	99061-06	C,F	COVER ASSEMBLY - Radio opening, 6.56 x 3.56	1	
			A - Used on PA-28-180 with serial numbers 28-4378 and up. PA-28-235 with serial numbers 28-11040 and up, PA-28-140 with serial numbers 28-25000 and up. PA-28R-180 and PA-28R-200 airplanes.		
			B - Used on PA-28-140 with serial numbers 28-25000 to 28-26956 inclusive, PA-28-180 with serial numbers 28-4378 to 28-5869 inclusive, PA-28R-180 with serial numbers 28R-30005 to 28R-30481 inclusive, 28R-30483 to 28R-31279 inclusive, PA-28R-200 with serial numbers 28R-30482, 28R-35001 to 28R-35830 inclusive, and PA-28-235 with serial numbers 28-11040 to 28-11393 inclusive.		
			C - When ordering, specify color gold, blue, green, gray, black, or bark. Specify color "Bark I" for PA-28-140 with serial numbers 28-7725001 to 28-7725174 inclusive, PA-28-235 with serial numbers 28-7710001 to 28-7710010 inclusive, and PA-28R-200 with serial numbers 28R-7635504 and up. Specify color "Bark II" for PA-28-140 with serial numbers 28-7725175 and up, and PA-28-235 with serial numbers 28-7710011 and up.		
			D - Used on PA-28-140 with serial numbers 28-71 25001 to 28-722561 2 inclusive, PA-28-180 with serial numbers 28-7105001 to 28-7105244 inclusive, PA-28R-180 with serial numbers 28R-7130001 to 28R-7130019 inclusive, PA-28R-200 with serial numbers 28R-7135001 to 28R-7135238 inclusive, and PA-28-235 with serial numbers 28-7110001 to 28-7110042 inclusive.		
			E - Used on PA-28- 140 with serial numbers 28-7225001 to 28-722561 2 inclusive, PA-28-180 with serial numbers 28-7205001 to 28-7205328 inclusive, PA-28R-200 with serial numbers 28R-7235001 to 28R-7235330 inclusive, and PA-28-235 with serial numbers 28-7210001 to 28-7210033 inclusive		
			F - Used on PA-28-140 with serial numbers 28-7325001 and up. PA-28-180 with serial numbers 28-7305001 and up. PA-28R-200 with serial numbers 28R-7335001 and up, and PA-28-235 with serial numbers 28-7310001 and up.		

When ordering, always specify Part Number, Description, and Serial Number of Aircraft

PA-28-140  
PA-28-180  
PA-28-235  
PA-28R-180  
PA-28R-200

**PIPER PARTS CATALOG**

Figure and Index Number	Part Number	Code	NOMENCLATURE	No. Req.	SERIAL NUMBERS AFFECTED
17-48	69517-00 99064-00 99064-04 99064-06 65920-00 99066-00 99066-04 99066-06	B D E C,F B D E C,F	COVER ASSEMBLY - Radio opening, 6.50 x 3.80, black COVER ASSEMBLY - Radio opening, 6.50 x 3.80, black COVER ASSEMBLY - Radio opening, 6.50 x 3.80, tan COVER ASSEMBLY - Radio opening, 6.50 x 3.80 COVER ASSEMBLY - Radio opening, 6.50 x 1.25, black COVER ASSEMBLY - Radio opening, 6.50 x 1.25, black COVER ASSEMBLY - Radio opening, 6.50 x 1.25, tan COVER ASSEMBLY - Radio opening, 6.50 x 1.25  A - Used on PA-28-180 with serial numbers 28-4378 and up, PA-28-235 with serial numbers 28-11040 and up. PA-28-140 with serial numbers 28-25000 and up, PA-28R-180 and PA-28R-200 airplanes. B - Used on PA-28-140 with serial numbers 28-25000 to 28-26956 inclusive, PA-28-180 with serial numbers 28-4378 to 28-5869 inclusive, PA-28R-180 with serial numbers 28R-30005 to 28R-30481 inclusive. 28R-30483 to 28R-31279 inclusive, PA-28R-200 with serial numbers 28R-30482, 28R-35001 to 28R-35830 inclusive, and PA-28-235 with serial numbers 28-11040 to 28-11393 inclusive. C - When ordering, specify color gold, blue, green, gray, black or bark- Specify color "Bark 1" for PA-28-140 with serial numbers 28-7225001 to 28-7725174 inclusive, PA-28-235 with serial numbers 28-7710001 to 28-7710010 inclusive, and PA-28R-200 with serial numbers 28R-7635504 and up. Specify color "Bark II" for PA-28-140 with serial numbers 28-7725175 and up. and PA-28-235 with serial numbers 28-7710011 and up. D - Used on PA-28-140 with serial numbers 28-7125001 to 28-7225612 inclusive, PA-28-180 with serial numbers 28-7105001 to 28-7105244 inclusive, PA-28R-180 with serial numbers 28R-7130001 to 28R-7130019 inclusive, PA-28R-200 with serial numbers 28R-7135001 to 28R-7135238 inclusive, and PA-28-235 with serial numbers 28-7110001 to 28-7110042 inclusive. E - Used on PA-28-140 with serial numbers 28-7225001 to 28-7225612 inclusive, PA-28-180 with serial numbers 28-7205001 to 28-7205328 inclusive, PA-28R-200 with serial numbers 28R-7235001 to 28R-7235330 inclusive, and PA-28-235 with serial numbers 28-7210001 to 28-7210033 inclusive. F - Used on PA-28-140 with serial numbers 28-7325001 and up, PA-28-180 with serial numbers 28-7305001 and up. PA-28R-200 with serial numbers 28R-7335001 and up. and PA-28-235 with serial numbers 28-7310001 and up.	1 1 1 1 1 1 1 1	

When ordering, always specify Part Number, Description, and Serial Number of Aircraft

**PIPER PARTS CATALOG**

Figure and Index Number	Part Number	Code	NOMENCLATURE	No. Req.	SERIAL NUMBERS AFFECTED
17-48	69518-00	H	COVER ASSEMBLY - Radio opening, 6.50 x .60, black	1	
	69518-04	F	COVER ASSEMBLY - Radio opening, 6.50 x .60, tan	1	
	69518-06	B,D	COVER ASSEMBLY - Radio opening, 6.50 x .60	1	
-49	550 629	C	GAUGE - Suction (AW1821AF03)	1	
	99480-00	E	GAUGE - Suction (1G10-1)	1	
-50	67466-00	G	COVER - Mixture control gauge	1	
-51	69169-00	G	PLATE - Mixture control gauge	1	
			<p>A- Used on PA-28-180 with serial numbers 28-4378 and up, PA-28-235 with serial numbers 28-11040 and up, PA-28-140 with serial numbers 28-25000 and up, PA-28R-180 and PA-28R-200 airplanes.</p> <p>B- Used on PA-28-140 with serial numbers 28-7325001 and up, PA-28-180 with serial numbers 28-7305001 and up, PA-28R-200 with serial numbers 28R-7335001 and up, and PA-28-235 with serial numbers 28-7310001 and up.</p> <p>C- Used on PA-28-140 with serial numbers 28-25000 to 28-56956 inclusive, PA-28-180 with serial numbers 28-4378 to 28-5869 inclusive, PA-28R-180 with serial numbers 28R-30005 to 28R-30481 inclusive, 28R-30483 to 28R-31279 inclusive, PA-28R-200 with serial numbers 28R-30482, 28R-35001 to 28R-35830 inclusive, and PA-28-235 with serial numbers 28-11040 to 28-11393 inclusive.</p> <p>D- When ordering, specify color gold, blue, green, gray or bark. Specify color "Bark I" for PA-28-140 with serial numbers 28-7725001 to 28-7725174 inclusive, PA-28-235 with serial numbers 28-7710001 to 28-7710010 inclusive, and PA-28R-200 with serial numbers 28R-7635504 and up. Specify color "Bark II" or black for PA-28-140 with serial numbers 28-7725175 and up, and PA-28-235 with serial numbers 28-7710011 and up.</p> <p>E- Used on PA-28-140 with serial numbers 28-7125001 and up, PA-28-180 with serial numbers 28-7105001 and up, PA-28R-180 with serial numbers 28R-7130001 and up, PA-28R-200 with serial numbers 28R-7135001 and up, and PA-28-235 with serial numbers 28-7110001 and up.</p> <p>F- Used on PA-28-140 with serial numbers 28-7225001 to 28-7225612 inclusive. PA-28-180 with serial numbers 28-7205001 to 28-7205328 inclusive, PA-28R-200 with serial numbers 28R-7235001 to 28R-7235330 inclusive, and PA-28-235 with serial numbers 28-7210001 to 28-7210033 inclusive.</p> <p>G- Used on PA-28-235 airplanes only.</p> <p>H- Used on PA-28-140 with serial numbers 28-25000 to 28-7125651 inclusive, PA-28-180 with serial numbers 28-4378 to 28-7105244 inclusive, PA-28-235 with serial numbers 28-11040 to 28-7110042 inclusive, PA-28R-180 with serial numbers 28R-30005 to 28R-7130019 inclusive, and PA-28R-200 with serial numbers 28R-30482. 28R-35001 to 28R-7135238 inclusive.</p>		

When ordering, always specify Part Number, Description, and Serial Number of Aircraft

PA-28-140  
PA-28-180  
PA-28-235  
PA-28R-180  
PA-28R-200

### PIPER PARTS CATALOG

Figure and Index Number	Part Number	Code	NOMENCLATURE	No. Req.	SERIAL NUMBERS AFFECTED
17-52	486 570	F,H	SHAFT - Tachometer (PS50044 2)	1	
	486 575	J,W	SHAFT - Tachometer (PS50044-3)	1	
	486 594	B	SHAFT - Tachometer (PS50044-6)	1	
-53	85012-14	W	WASHER - Tachometer shaft	1	
-54	66696-00	H	INSTRUMENT - Ammeter	1	
-55	460 682	B,F,W	CONNECTOR - manifold pressure gauge (W/H 48 x 4)	1	
-56	79314-00		SPACER - Air temperature gauge, inner	1	
	79314-02		SPACER - Air temperature gauge, outer	1	
-57	550 548	C	GAUGE - Cylinder head temperature	1	
	550 543	D	GAUGE - Cylinder head temperature	1	
-58	553 673		SENDER - Cylinder head temperature	1	
-59	99670-00	E	SPRING - Circuit breaker panel	1	
-60	99921-00	G	PLACARD - Air conditioning door open	1	
			A- Used on PA-28-180 with serial numbers 28-4378 and up, PA-28-235 with serial numbers 28-11040 and up, PA-28-140 with serial numbers 28-25000 and up, PA-28R-180 and PA-28R-200 airplanes.		
			B- Used on PA-28-235 airplanes only.		
			C- Used on PA-2B-140, PA-28-180, PA-28R-180 and PA-28-235 airplanes only.		
			D- Used on PA-28R-200 airplanes only.		
			E- Used on PA-28-140 with serial numbers 28-7225001 to 28-7525302 inclusive, PA-28-180 with serial numbers 28-7205001 to 28-7505212 inclusive, PA-28-235 with serial numbers 28-7210001 to 28-7510062 inclusive, and PA-28R-200 with serial numbers 28R-7235001 to - 28R-7535217 inclusive.		
			F - Used on PA-28-180 airplanes only.		
			G- Used on PA-28-140 with serial numbers 28-7225132 and up, PA-28-180 with serial numbers 28-7205145 and up, and PA-28R-200 with serial numbers 28R-7235001 and up.		
			H- Used on PA-28-140 airplanes only.		
			J - Used on PA-28R-180 and PA-28R-200 airplanes only.		
			W- These parts must be ordered from Service Spares Department, Piper Aircraft. Lock Haven, Penna.		

When ordering, always specify Part Number, Description, and Serial Number of Aircraft

### PIPER PARTS CATALOG

Figure and Index Number	Part Number	Code	NOMENCLATURE	No. Req.	SERIAL NUMBERS AFFECTED
17-61	76205-00	C,K	CHANNEL ASSEMBLY - Shin guard, left	1	28-25000 to 28-26489 inclusive
	99950-00	C,K	CHANNEL ASSEMBLY - Shin guard, right	1	
61a	461 629	L	FUSE (311005)	2	
-62	99952-00	C	SHIELD ASSEMBLY - Glare, black	1	
-63	76406-00	F	PLACARD - Throttle operation	1	
-64	32658-02	B,W	INDICATOR - Engine hour recorder (550 530)	1	
-65	453 709	B,W	BUTTON - Plug (SS48152), black	1	
-66	79527-02	G,J	COVER ASSEMBLY - Instrument panel, lower, right	1	
-67	69545-00	D	PLACARD - Alternate air	1	
	69544-00	E	PLACARD - Carburetor air	1	
-68	79600-00	B,H	HOUSING ASSEMBLY - Compass	1	
-69	99214-00		PLATE - Support	AR	
70	66695-00	F	RETAINER - Instrument	1	
		A-	Used on PA-28-180 with serial numbers 28-4378 and up, PA-28-235 with serial numbers 28-11040 and up, PA-28-140 with serial numbers 28-25000 and up, PA-28R-180 and PA-28R-200 airplanes,		
		B-	Used on PA-28-140 with serial numbers 28-7625001 and up, PA-28-235 with serial numbers 28-7610001 and up, and PA-28R-200 with serial numbers 28R-7535353 and up,		
		C-	Used on PA-28-140 with serial numbers 28-7325001 and up, PA-28-180 with serial numbers 28-7305001 and up, PA-28-235 with serial numbers 28-7310001 and up, and PA-28R-200 with serial numbers 28R-7335001 and up,		
		D-	Used on PA-28R-200 airplanes only.		
		E-	Used on PA-28-140, PA-28-180 and PA-28-235 airplanes only.		
		F-	Used on PA-28-140 airplanes only.		
		G-	When ordering, specify color red, blue/green, gold, black, green or bark Specify color "Bark I," for PA-28-140 with serial numbers 28-7725001 to 28-7725174 inclusive, PA-28-235 with serial numbers 28-7710001 to 28-7710010 inclusive, and PA-28R-200 with serial numbers 28R-7635504 and up. Specify color Bark II,' for PA-2B-140 with serial numbers 28-7725175 and up, and PA-28-235 with serial numbers 28-7710011 and up.		
		H-	Used on PA-28-140 with serial numbers 28-25000 to 28-7525350 inclusive, PA-28-180 with serial numbers 28-4378 to 28-7505261 inclusive, PA-28-235 with serial numbers 28-11040 to 28-7510145 inclusive, PA-28R-180 with serial numbers 28R-30001 to 28R-7130019 inclusive, and PA-28R-200 with serial numbers 28R-35001 to 28R-7535393 inclusive if Magnetic Compass Relocation Kit 760 795v has been installed per Service Letter 761.		
		J-	Used on PA-28-140 with serial numbers 28-7525303 and up, PA-28-180 with serial numbers 28-7505213 and up, PA-28-235 with serial numbers 28-7510063 and up, and PA-28R-200 with serial numbers 28R-7535218 and up.		
		K-	When ordering, specify color red, blue/green, gold, black, white, green, mushroom or camel.		
		L-	Located on right hand shin guard channel assembly only.		
		W-	These parts must be ordered from Service Spares Department, Piper Aircraft, Lock Haven, Penna.		

When ordering, always specify Part Number, Description, and Serial Number of Aircraft

**PIPER PARTS CATALOG**

Figure and Index Number	Part Number	Code	NOMENCLATURE	No. Req.	SERIAL NUMBERS AFFECTED
17-71	69669-157		PLACARD - Altitude reporter installed	1	
-72	35669-14	C	PLACARD - Fuel gauge warning	1	
-73	69669-185	B	PLACARD - Continuous operation	1	28R-7635517 and up
-74	87369-44	D	PLACARD - Conducting spins	1	
			A- Used on PA-28-180 with serial numbers 28-4378 and up, PA-28-235 with serial numbers 28-11040 and up, PA-28-140 with serial numbers 28-25000 and up, PA-28R-180 and PA-28R-200 airplanes,		
			B- Used on PA-28R-200 airplanes only.		
			C- Used on PA-28-140 with serial numbers 28-7225001 to 28-7725086 inclusive, PA-28-180 with serial numbers 28-7205001 to 28-7505259 inclusive, PA-28-235 with serial numbers 28-7210001 to 28-7610181 inclusive, and PA-28R-200 with serial numbers 28R-7235001 to 28R-7635459 inclusive.		
			D - Used on PA-28-140 airplanes only.		

When ordering, always specify Part Number, Description, and Serial Number of Aircraft

**1G5**  
**INTENTIONALLY LEFT BLANK**



# PIPER PARTS CATALOG

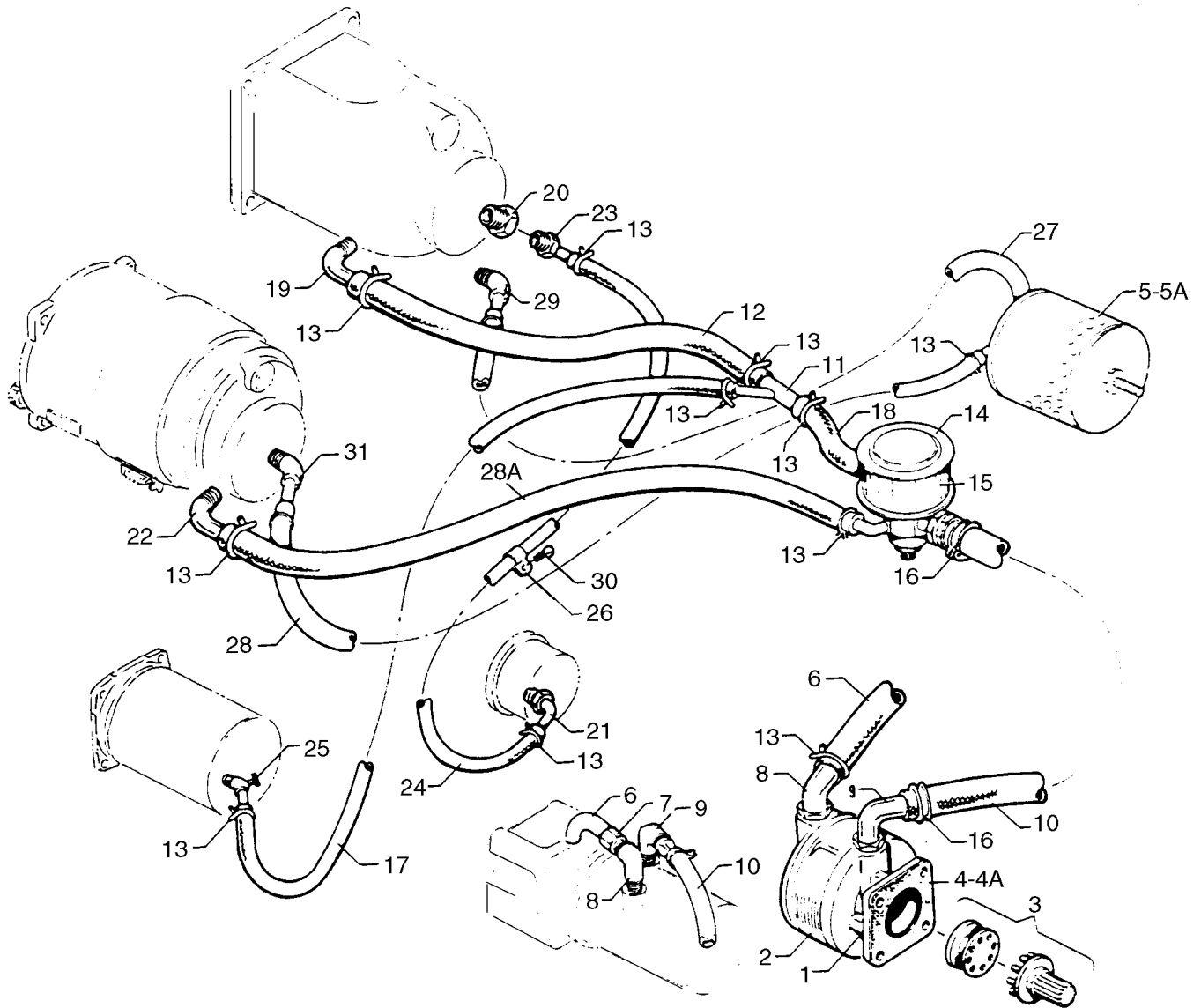


Figure 18. Vacuum System Installation  
 (PA-28-140 - Serial Nos. 28-20002 to 28-24999 inclusive)  
 (PA-28-150-160-180 - Serial Nos. 28-1 to 28-4377 inclusive)  
 (PA-28-235 - Serial Nos. 28-10003 to 28-11039 inclusive)

PA-28-140  
 PA-28-150  
 PA-28-160  
 PA-28-180  
 PA-28-235

**PIPER PARTS CATALOG**

Figure and Index Number	Part Number	Code	NOMENCLATURE	No. Req.	SERIAL NUMBERS AFFECTED
18-	63213 65655 65793 65793	D B E,B E	DRAWING - Vacuum Pump Installation DRAWING - Vacuum Pump Installation DRAWING - Vacuum Pump Installation (3 inch gyros) DRAWING - Vacuum Pump Installation		28-21162 to 28-24999 inclusive 28-23384 to 28-24999 inclusive
-1	450 380 754 575	B,K,W C	KIT - Vacuum pump drive (69439) KIT - Vacuum pump drive (79005)	1 1	
-2	481 681 26749-07 36535-02	F,W W	PUMP - Dry vacuum (113A5) PUMP - Dry vacuum (Airborne 211CC) PUMP - Dry vacuum (Edo-Aire 1U128-002)	1 1 1	
-3	753 910	G,W	COUPLING ASSEMBLY KIT - Vacuum pump drive (350)	1	
-4	751 859	G,W	GASKET - Vacuum pump mounting (B3-1-2)	1	
-4a	462 023	H,W	GASKET - Vacuum pump mounting (AN4045-1)	1	
-5	460 888	W	FILTER ASSEMBLY - Air (66673-00)	1	
-5a	757 899	M	CARTRIDGE - Air filter (D9-18-1)	1	
-6	22514-00 82371-90	L,W J,W	TUBE ASSEMBLY - Vacuum pump exhaust HOSE - Vacuum pump exhaust	1 1	
-7	477 624 554 889	L,W J	NUT - Coupling (AN818-8D) CLAMP - (GS8)	1 1	
			A- Used on PA-28-140 with serial numbers 28-20002 to 28-24999 inclusive, PA-28-150, PA-28-160 and PA-28-180 with serial numbers 28-1 to 281377 inclusive. and PA-28-235 with serial numbers 28-10003 to 28-11039 inclusive. B- Used on PA-28-140 airplanes only. C- Used on PA-28-235 airplanes only. D- Used on PA-28-150, PA-28-160 and PA-28-180 with serial numbers 28-1 to 28-3265 inclusive, PA-28-140 with serial numbers 28-20002 to 28-21161 inclusive, and PA-28-235 with serial numbers 28-10003 to 28-10720 inclusive, E- Used on PA-28-150, PA-28-160 and PA-28-180 with serial numbers 28-3266 to 28 1377 inclusive, and PA-28-235 with serial numbers 28-10721 to 28-11039 inclusive. F- Vacuum Pump 481 681 (113A5) not available. Pump 2674947 (Airborne 211CC) or 36535-02 (Edo-Aire 1U128-002) will be supplied as a replacement. G- Used with Vacuum Pump P/N 26749-07 (Airborne 211CC) only. H- Used with Vacuum Pump P/N 36535-02 (Edo-Aire 1U128-002) only. J- Used on PA-28-150, PA-28-160 and PA-28-180 with serial numbers 28-1761 to 28-4377 inclusive, PA-28-140 with serial numbers 28-20281 to 28-24999 inclusive, and PA-28-235 with serial numbers 28-10313 to 28-11039 inclusive. K- Used on PA-28-150, PA-28-160 and PA-28-180 only. L - Used on PA-28-150. PA-28-160 and PA-28-180 with serial numbers 28-1 to 28-1760 inclusive, PA-28-140 with serial numbers 28-20002 to 28-20280 inclusive and PA-28-235 with serial numbers 28-10003 to 28-10312 inclusive. M- Reference latest revision of Service Bulletin 1041 on Inspection and Cleaning of Airborne Air Filter Elements. W- These parts must be ordered from Service Spares Department, Piper Aircraft, Lock Haven, Penna.		

When ordering, always specify Part Number, Description, and Serial Number of Aircraft

**PIPER PARTS CATALOG**

Figure and Index Number	Part Number	Code	NOMENCLATURE	No. Req.	SERIAL NUMBERS AFFECTED	
18-8	458 898	D,W	ELBOW - (AN822-8D)	1	28-1 to 28-1110 inclusive	
	558 900	E,W	ELBOW - (1K8-6-8)	1		
-9	458 958	W	ELBOW - (1K1-6-10)	1		
-10	69015-50	B K	HOSE	1		
	63913 -28	L	HOSE	1		
-11	63212-00	F	FITTING - Vacuum hose "Y" (restricted)	1		
	63212-04	CF	FITTING - Vacuum hose "Y" (unrestricted)	1		
-12	63913-44	F	HOSE - Vacuum "Y" to directional gyro	1		
	63913-47	J	HOSE - Vacuum regulator to directional gyro	1		
-13	554 889		CLAMP- (GS-8)	11		
-14	492 065	W	VALVE - Suction regulating (#133A4)	1		
-15	751 815	W	FILTER - Regulating valve (#B-3-5-1)	1		
-16	454 837		CLAMP - (#H-78000)	2		
-17	63913-08	F	HOSE - Vacuum, "Y" to turn and bank	1		
-18	63913-05	F	HOSE - Vacuum, regulator valve to "Y" fitting	1		
-19	458 945	G,W	ELBOW - Directional gyro (#1K1-4-6)	1		
	558 912	H,W	ELBOW - Directional gyro (#IK9-4-6)	1		
-20	453 616	G,W	REDUCER - (AN912-ID)	1		
			A- Used on PA-28-140 with serial numbers 28-20002 to 28-24999 inclusive, PA-28-150, PA-28-160 and PA-28-180 with serial numbers 28-1 to 28-4377 inclusive, and PA-28-235 with serial numbers 28-10003 to 28-11039 inclusive.			
			B- Used on PA-28-140 airplanes only,			
			C- Used on PA-28-150, PA-28-160 and PA-28-180 with serial numbers 28-1111 to 28-4084 inclusive, PA-28-235 with serial numbers 28-10003 to 28-10926 inclusive, and PA-28-140 airplanes,			
			D- Used on PA-28-150, PA-28-160 and PA-28-180 with serial numbers 28-1 to 28-1760 inclusive, PA-28-140 with serial numbers 28-20002 to 28-20280 inclusive, and PA-28-235 with serial numbers 28-10003 to 28-10312 inclusive,			
			E- Used on PA-28-150, PA-28-160 and PA-28-180 with serial numbers 28-1761 to 28-4377 inclusive, PA-28-235 with serial numbers 28-10313 to 28-11039 inclusive, and PA-28-110 with serial numbers 28-20281 to 28-24999 inclusive,			
			F- Used when vacuum turn and bank is installed,			
			G- Used when 3', instruments are not installed,			
			H- Used when 3', instruments are installed			
			J- Used when electric turn and bank is installed,			
			K- Used on PA-28-150, PA-28-160 and PA-28-180 only,			
			L- Used on PA-28-235 airplanes only.			
			W- These parts must be ordered from Service Spares Department, Piper Aircraft, Lock Haven, Penna.			

When ordering, always specify Part Number, Description, and Serial Number of Aircraft

PA-28-140  
PA-28-150  
PA-28-160  
PA-28-180  
PA-28-235

**PIPER PARTS CATALOG**

Figure and Index Number	Part Number	Code	NOMENCLATURE	No. Req.	SERIAL NUMBERS AFFECTED
18-21	458 893	F ,W	ELBOW - Suction gauge (AN822-3D)	1	
	458 948	C ,W	ELBOW - Suction gauge (1K1-2-4)	1	
	458 948	D,W	ELBOW -Suction gauge (1K1-2-4)	1	28-21162 to 28-24999 inclusive
-22	458 945	E,W	ELBOW - Gyro horizon (1K1-4-6)	1	
	558 912	B,W	ELBOW - Gyro horizon (1K9-4-6)	1	
-23	458 893	F,W	ELBOW - Directional gyro (AN822-3D)	1	
	458 948	C,W	ELBOW - Directional gyro (1K1-24)	1	
	458 948	D,W	ELBOW - Directional gyro (1K1-24)	1	28-21162 to 28-24999 inclusive
-24	63206-00	E,J	LINE ASSEMBLY - Suction gauge	1	
	63206-00	D,E	LINE ASSEMBLY - Suction gauge	1	28-20002 to 28-21161 inclusive
	63096-00	E,G	LINE ASSEMBLY - Suction gauge	1	
	63913-57	E,H	HOSE ASSEMBLY - Suction gauge	1	
	63913-57	D,E	HOSE ASSEMBLY -Suction gauge	1	28-21162 to 28-24999 inclusive
	63913-63	B	HOSE ASSEMBLY - Suction gauge	1	
-25	14205-00	J,W	VALVE ASSEMBLY - Air regulating	1	
	14205-00	D,W	VALVE ASSEMBLY -Air regulating	1	28-20002 to 28-21161 inclusive
	63082-40	G,H	VALVE ASSEMBLY - Air regulating	1	
	63082-00	D	VALVE ASSEMBLY -Air regulating	1	28-21162 to 28-24999 inclusive
-26	554 958	K	CLAMP - Suction gauge hose (NPC-8)	1	
			A- Used on PA-28-140 with serial numbers 28-20002 to 28-24999 inclusive, PA-28-150, PA-28-160 and PA-28-180 with serial numbers 28-1 to 28-4377 inclusive, and PA-28-235 with serial numbers 28-10003 to 28-11039 inclusive,		
			B- Used when 3 instruments are installed,		
			C- Used on PA-28-150, PA-28-160 and PA-28-180 with serial numbers 28-3266 to 28-4377 inclusive, and PA-28-235 with serial numbers 28-10721 to 28-11039 inclusive,		
			D- Used on PA-28-140 airplanes only,		
			E- Used when 3 instruments are not installed		
			F- Used on PA-28-150, PA-28-160 and PA-28-180 with serial numbers 28-1 to 28-3265 inclusive, PA-28-140 with serial numbers 28-20002 to 28-21161 inclusive, and PA-28-235 with serial numbers 28-10003 to 28-10720 inclusive.		
			G- Used on PA-28-150, PA-28-160 and PA-28-180 with serial numbers 28-1761 to 28-3265 inclusive, and PA-28-235 with serial numbers 28-10487 to 28-10720 inclusive.		
			H- Used on PA-28-150, PA-28-160 and PA-28-180 with serial numbers 28-3266 to 284084 inclusive, and PA-28-235 with serial numbers 28-10721 to 28-10926 inclusive.		
			J- Used on PA-28-150, PA-28-160 and PA-28-180 with serial numbers 28-1 to 28-1760 inclusive, and PA-28-235 with serial numbers 28-10003 to 28-10486 inclusive.		
			K- Used on PA-28-150, PA-28-160 and PA-28-180 with serial numbers 28-3266 to 28-4377 inclusive, PA-28-235 with serial numbers 28-10721 to 28-11039 inclusive, and PA-28-140 with serial numbers 28-21162 to 28-24999 inclusive.		
			W- These parts must be ordered from Service Serial Department, Piper Aircraft, Lock Haven, Penna.		

When ordering, always specify Part Number, Description, and Serial Number of Aircraft

**PIPER PARTS CATALOG**

Figure and Index Number	Part Number	Code	NOMENCLATURE	No. Req.	SERIAL NUMBERS AFFECTED
18-27	63913-07		HOSE - Air filter to directional gyro	1	
-28	63913-50		HOSE - Air filter to gyro horizon	1	
-28a	63913-50		HOSE - Regualtor valve to gyro horizon	1	
-29	458 941	DW	ELBOW - Directional gyro (AN844-6D)	1	
	451 939	BW	ADAPTER - Directional gyro (1K10-4-6)	1	
	558 912	BW	ELBOW - Directional gyro (1K9-4-6)	1	
-30	415 448	CW	SCREW - (AN526-832R6)	1	
	406 357	CW	NUT - (#A190-832-1)	1	
-31	458 941	DW	ELBOW - Gyro horizon (AN844-6D)	1	
	451 939	BW	ADAPTER - Gyro horizon (1K10-4-6)	1	
	558 912	BW	ELBOW - Gyro horizon (1K9-4-6)	1	
			A- Used on PA-28-140 with serial numbers 28-20002 to 28-24999 inclusive, PA-28-150, PA-28-160 and PA-28-180 with serial numbers 18-1 to 28-4377 inclusive, and PA-28-235 with serial numbers 28-10003 to 28-11039 inclusive.		
			B- Used when 3" instruments are installed.		
			C- Used on PA-28-2150, PA-28-160 and PA-28-180 with serial numbers 28-3266 to 28-4377 inclusive, PA-28-235 with serial numbers 28-10721 to 28-11039 inclusive, and PA-28-21162 to 28-24999 inclusive.		
			D- Used when 3" instruments are not installed.		
			W- These parts <u>must</u> be ordered from Service Spares Department, Piper Aircraft, <u>Lock Haven, Penna.</u>		

When ordering, always specify Part Number, Description, and Serial Number of Aircraft

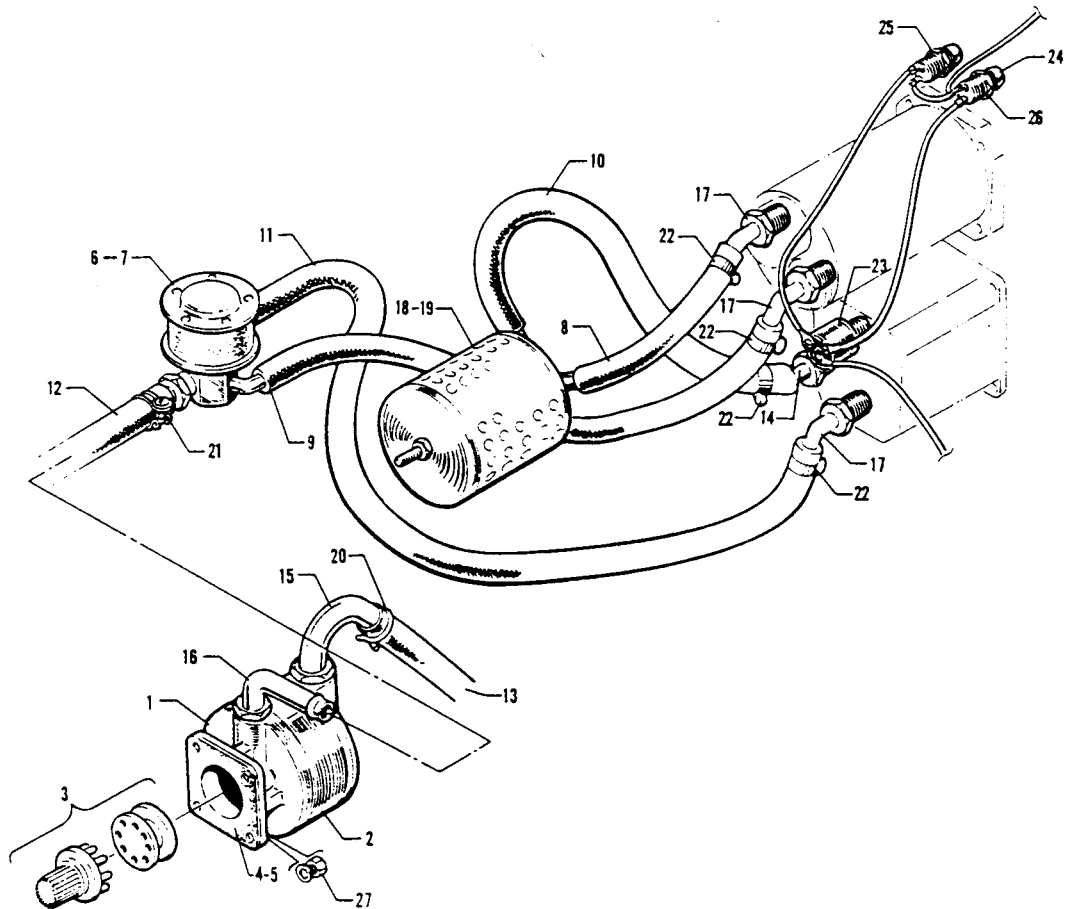


Figure 19. Vacuum System Installation

PA-28-180 - Serial Nos. 28-4378 to 28-5121, 28-5123 to 28-5129, 28-5180 to 28-5227 inclusive)  
 (PA-28R-180 - Serial Nos. 28R-30005 to 28R-30481, 28R-30483 to 28R-30878 inclusive)

**PIPER PARTS CATALOG**

Figure and Index Number	Part Number	Code	NOMENCLATURE	No. Req.	SERIAL NUMBERS AFFECTED
19-	67420		DRAWING - Vacuum System Installation		
-1	450 380	W	KIT - Vacuum pump drive (69439)	1	
-2	26749-07	W	PUMP - Dry vacuum (Airborne 211CC)	1	
	36535-02		PUMP - Dry vacuum (Edo Aire 1U128 002)	1	
-3	753 910	B,W	COUPLING ASSEMBLY KIT - Vacuum pump drive (350)	1	
-4	751 859	B,W	GASKET - Vacuum pump mounting (B3-1-2)	1	
-5	462 023	C,W	GASKET - Vacuum pump mounting (AN4045-1)	1	
-6	492 065	W	VALVE - Suction regulating (133A4)	1	
-7	751 815	W	FILTER - Regulating valve (B3-5-1)	1	
-8	63913-44		HOSE - Gyro horizon to air filter	1	
-9	63913-47		HOSE - Gyro horizon to regulating valve	1	
-10	63913-07		HOSE - Directional gyro to air filter	1	
-11	63913-06		HOSE - Directional gyro to regulating valve	1	
-12	63913-81		HOSE - Regulating valve to vacuum pump	1	
-13	63904-29		HOSE - Vacuum pump exhaust	1	
-14	451 939	W	ADAPTER - (1K1-4-6)	1	
-15	558 900	W	ELBOW - (1K8-6-8)	1	
-16	458 958	W	ELBOW - (1K1-6-10)	1	
-17	558 912	W	ELBOW - (1K9-4-6)	3	
-18	460 888		FILTER ASSEMBLY - Air (66673-0)	1	
-19	757 899		CARTRIDGE - Air filter (D9-18-1)	1	
-20	554 985		CLAMP - (SAE11)	1	
-21	554 820	W	CLAMP - (H15160)	2	
-22	554 888	W	CLAMP - (GS-6)	8	
-23	487 926		SWITCH - Vacuum (22-1280 04)	1	
-24	472 054	W	BULB - Indicator light (330)	2	
-25	67422-02		LIGHT - Indicator (Lo Vac)	1	
-26	67422-03		LIGHT - Indicator (Hi Vac)	1	
-27	404 004	W	NUT - (PS10024420)	4	
	407 565	W	WASHER - (AN960 416)	4	
			A- Used on PA-28-180 with serial numbers 281378 to 28-5121, 28-5123 to 28-5129, 28-5180 to 28-5227 inclusive, and PA-28R-180 with serial numbers 28R-30005 to 28R-20481 inclusive, 28R-30483 to 28R - 0878 inclusive.		
			B- Used with Vacuum Pump P/N 26749 -07 (Airborne 211CC) only.		
			C- Used with Vacuum Pump P/N 36535 -02 (Edo-Aire 1U128-002) only.		
			W- These parts must be ordered from Service Spares Department, Piper Aircraft, Lock Haven, Penna.		

When ordering, always specify Part Number, Description, and Serial Number of Aircraft

# PIPER PARTS CATALOG

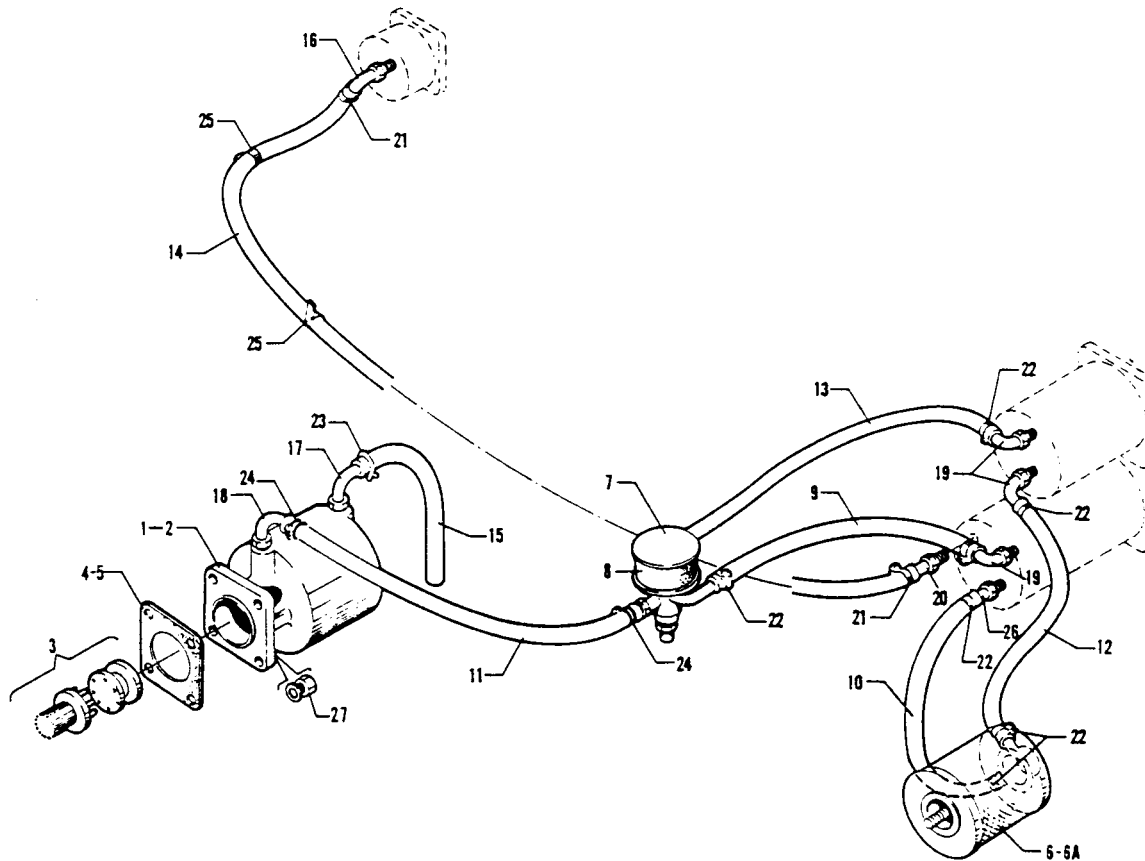


Figure 19A. Vacuum System Installation  
 (PA-28-140 - Serial Nos. 28-25000 to 28-26956 inclusive)  
 (PA-28-235 - Serial Nos. 28-11040 to 28-11393 inclusive)  
 (PA-28-180 - Serial (Nos. 28-5122, 28-5130 to 28-5179, 28-5228 to 28-5869 inclusive)  
 (PA-28R-180 - Serial Nos. 28R-30879 to 28R-31279 inclusive)  
 (PA-28R-200 - Serial Nos. 28R-30482, 28R-35001 to 28R-35830 inclusive)



**PIPER PARTS CATALOG**

Figure and Index Number	Part Number	Code	NOMENCLATURE	No. Req.	SERIAL NUMBERS AFFECTED
19A-	69272		DRAWING - Vacuum System Installation		
-1	450 380	S, W	KIT - Vacuum pump drive (69439)	1	
	754 575	C	KIT - Vacuum pump drive (79005)	1	
-2	26749-07	W	PUMP - Dry vacuum (Airborne 211CC)	1	
	36535-02		PUMP - Dry vacuum (Edo-Aire IU128 002)	1	
-3	753 910	D ,W	COUPLING ASSEMBLY KIT - Vacuum pump drive (35)	1	
-4	751 859	D ,W	GASKET - Vacuum pump mounting (B-3-1-2)	1	
-5	462 023	E, W	GASKET - Vacuum pump mounting (AN4045-1)	1	
-6	460 888		FILTER ASSEMBLY - Air (66673-00)	1	
-6a	757 899		CARTRIDGE - Air filter (D9-18-1)	1	
-7	492 065	W	VALVE - Suction regulating (133A4)	1	
-8	751 815	W	FILTER - Regulating valve (B3-5-1)	1	
-9	63913-06		HOSE - Directional gyro to regulating valve	1	
-10	63913-07		HOSE - Direction gyro to air filter	1	
-11	63913-28	C	HOSE - Regulating valve to vacuum pump	1	
	63913-81	B	HOSE - Regulating valve to vacuum pump	1	
-12	63913-44		HOSE - Gyro horizon to air filter	1	
-13	63913-47		HOSE - Gyro horizon to regulating valve	1	
-14	63913-49		HOSE - Direction gyro to suction gauge	1	
-15	63904-29		HOSE - Vacuum pump exhaust	1	
-16	458 948	W	ELBOW - (1K1-2-4)	1	
-17	558 900	W	ELBOW - (1K8-6-8)	1	
-18	458 958	W	ELBOW- (1K1-6-10)	1	
-19	558 912	W	ELBOW - (1K9-4-6)	3	
-20	451 881	W	ADAPTER - (1K10-2-4)	1	
-21	554 861	W	CLAMP - (GS-4)	2	
-22	554 888	W	CLAMP - (GS-6)	8	
-23	554 985		CLAMP - (SAE11)	1	
-24	554 820	W	CLAMP - (H15160)	2	
-25	554 958		CLAMP - (NPC 8)	2	
-26	451 939	W	ADAPTER - (1K10-4-6)	1	
-27	404 004		NUT - (PS10024-420)	4	
	407 565	W	WASHER - (AN960-416)	4	
			A- Used on PA-28-140 with serial numbers 28-25000 to 28-26956 inclusive, PA-28-235 with serial numbers 28-11040 to 28-11393 inclusive, PA-28-180 with serial numbers 28-5122, 28-5130 to 28-5179 inclusive, 28-5228 to 28-5869 inclusive, PA-28R-180 with serial numbers 28R-30879 to 28R-31279 inclusive, and PA-28R-200 with serial numbers 28R-30482, 28R-35001 to 28R-35830 inclusive.		
			B- Used on PA-28-140, PA-28-180, PA-28R-180 and PA-28R-200 airplanes only		
			C- Used on PA-28-235 airplanes only.		
			D- Used with Vacuum Pump P/N26749-07 (Airborne 211CC) only.		
			E- Used with Vacuum Pump P/N 36535-02 (Edo-Aire IU128-002) only.		
			W- These parts must be ordered from Service Spares Department, Piper Aircraft, Lock Haven, Penna.		

When ordering, always specify Part Number, Description, and Serial Number of Aircraft

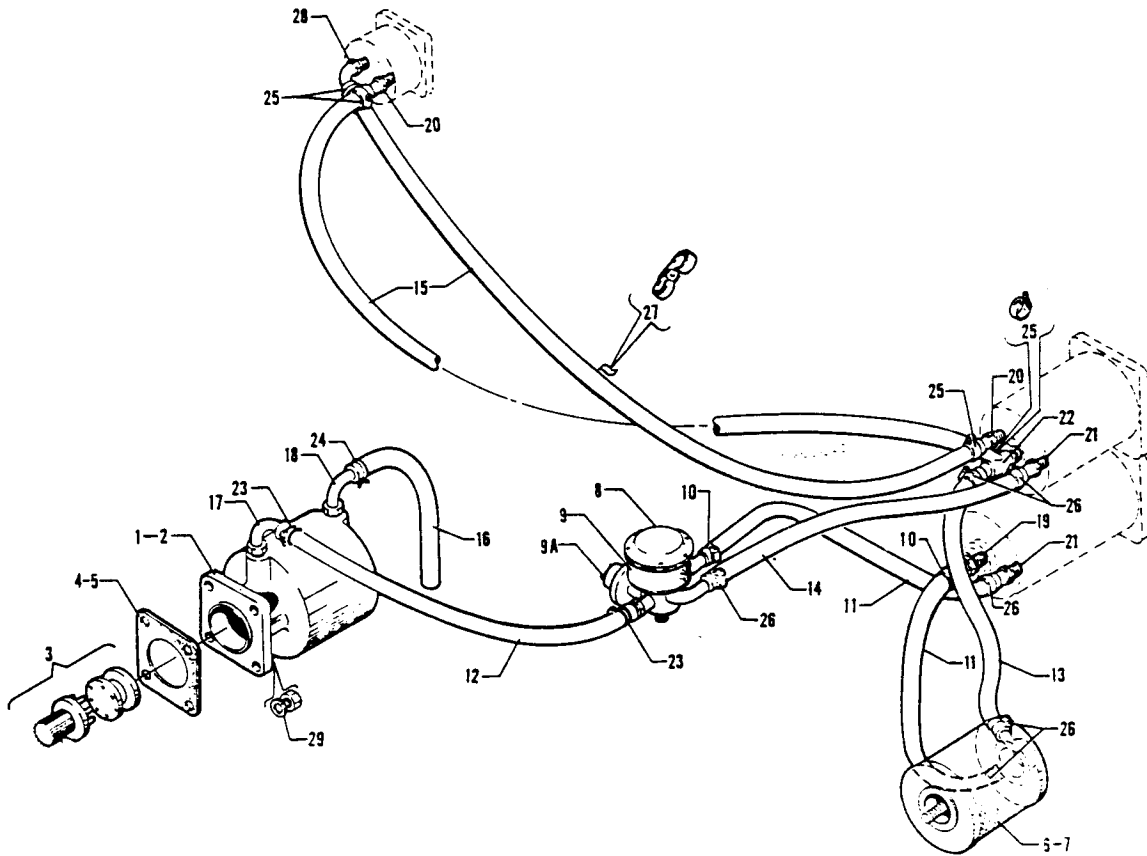


Figure 19B. Vacuum System Installation  
 (PA-28-140 - Serial Nos. 28-7125001 and up)  
 (PA-28-235 - Serial Nos. 28-7110001 and up)  
 (PA-28-180 - Serial Nos. 28-7105001 and up)  
 (PA-28R-180 - Serial Nos. 28R-7130001 and up)  
 (PA-28R-200 - Serial Nos. 28R-7135001 and up)

PA-28-140  
 PA-28-180  
 PA-28-235  
 PA-28R-180  
 PA-28R-200

**PIPER PARTS CATALOG**

Figure and Index Number	Part Number	Code	NOMENCLATURE	No. Req.	SERIAL NUMBERS AFFECTED
19B-	69272		DRAWING - Vacuum System Installation		
-1	450 380	B,W	KIT - Vacuum pump drive (69439)	1	
	754 575	C	KIT - Vacuum pump drive (79005)	1	
-2	26749-07	W	PUMP - Dry vacuum (Airborne 211CC)	1	
	36535-02		PUMP - Dry vacuum (Edo-Aire IU128-02)	1	
-3	753 910	F,W	COUPLING ASSEMBLY KIT - Vacuum pump drive (350)	1	
-4	751 859	F,W	GASKET - Vacuum pump mounting (E33-1-2)	1	
-5	462 023	G,W	GASKET - Vacuum pump mounting (AN4045-1)	1	
-6	460 888		FILTER ASSEMBLY - Air (66673-00)	1	
-7	757 899		CARTRIDGE - Air filter (D9-18-1)	1	
-8	492 065	D,W	VALVE - Suction regulating (133A4)	1	
	492 240	E	VALVE - Suction regulating (A/M2H3-19)	1	
-9	751 815	W	FILTER - Regulating (83-5-1)	1	
-9a	757 790	E	SWITCH - (F7-16-1)	1	
-10	554 598		CLAMP - (NA-397-12)	2	
-11	63913-07		HOSE - Directional gyro to air filter	2	
-12	63913-81	B	HOSE - Regulating valve to vacuum pump	1	
	63913-28	C	HOSE - Regulating valve to vacuum pump	1	
-13	63913-44		HOSE - Gyro horizon to air filter	1	
-14	63913-47		HOSE - Gyro horizon to regulating valve (11.50" long)	1	
-15	63913-49		HOSE - Gyro horizon to suction gauge	2	
-16	63904-29		HOSE - Vacuum pump exhaust	1	
-17	458 958	W	ELBOW - (1K1-6-10)	1	
-18	558 900	W	ELBOW - (1K8-6-8)	1	
-19	558 912	W	ELBOW - (1K9-4-6)	1	
-20	451 881	W	ADAPTER - (1K10-2-4)	2	
-21	451 939	W	ADAPTER-(1K10-4-6)	2	
-22	460 836		FITTING - (1K31-4-6-4)	1	
			A- Used on PA-28-140 with serial numbers 28-7125001 and up, PA-28-235 with serial numbers 28-7110001 and up, PA-28-180 with serial numbers 28-7105001 and up, PA-28R-180 with serial numbers 28R-7130001 and up, and PA-28R-200 with serial numbers 28R-7135001 and up.		
			B- Used on PA-28-140, PA-28-180, PA-28R-180 and PA-28R-200 airplanes only.		
			C- Used on PA-28-235 airplanes only.		
			D- Used on PA-28-140 with serial numbers 28-7125001 to 28-7425454 inclusive, PA-28-235 with serial numbers 28-7110001 to 28-7410120 inclusive, PA-28-180 with serial numbers 28-7105001 to 28-7405290 inclusive, PA-28R-180 with serial numbers 28R-7130001 to 28R-7130019 inclusive, and PA-28R-200 with serial numbers 28R-7135001 to 28R-7435331 inclusive.		
			E- Used on PA-28-140 with serial numbers 28-7525001 and up, PA-29-180 with serial numbers 28-7505001 and up, PA-28-235 with serial numbers 28-7510001 and up, and PA-28R-200 with serial numbers 28R-7535001 and up.		
			F- Used with Vacuum Pump P/N 26749-07 (Airborne 21 ICC; only,		
			G- Used with Vacuum Pump P/N 36535-02 (Edo-Aire U128-002) only.		
			W- These parts must be ordered from Service Spares Department, Piper Aircraft, Lock Haven, Penna.		

When ordering, always specify Part Number, Description, and Serial Number of Aircraft

PA-28-140  
PA-28-180  
PA-28-235  
PA-28R-180  
PA-28R-200

**PIPER PARTS CATALOG**

Figure and Index Number	Part Number	Code	NOMENCLATURE	No. Req.	SERIAL NUMBERS AFFECTED
19B-23	554 659		CLAMP - (SAE TYF-8)	2	
-24	554 985		CLAMP - (SAE11)	1	
-25	554 861	W	CLAMP - (SAE TYF-4)	4	
-26	554 888	W	CLAMP - (SAE TYF-6)	6	
-27	554 958		CLAMP - (NPC-8)	2	
-28	458 948		ELBOW - (1K1-2-4)	1	
-29	404 004		NUT - (PS10024120)	4	
	407 565	W	WASHER - (AN960-416)	4	
			A- Used on PA-28-140 with serial numbers 28-7125001 and up, PA-28-235 with serial numbers 28-7110001 and up, PA-28-180 with serial numbers 28-7105001 and up, PA-28R-180 with serial numbers 28R-7130001 and up, and PA-28R-200 with serial numbers 28R-7135001 and up.		
			W- These parts must be ordered from Service Spares Department, Piper Aircraft, Lock Haven, Penna.,		

When ordering, always specify Part Number, Description, and Serial Number of Aircraft



Figure 20. Pitot Static System Installation  
 (PA-28-140 - Serial Nos. 28-20002 to 28-24999 inclusive)  
 (PA-28-150-160-180 - Serial Nos. 28-1 to 28-4377 inclusive)  
 (PA-28-235 - Serial Nos. 28-10003 to 28-11039 inclusive)

**PIPER PARTS CATALOG**

Figure and Index Number	Part Number	Code	NOMENCLATURE	No. Req.	SERIAL NUMBERS AFFECTED
20-	63906	D	DRAWING - Airspeed Pitot Tube Installation		
	62245	E	DRAWING - Pitot Static System Installation		
	68114	F	DRAWING - Pitot Static System Installation		
	65658	G	DRAWING - Pitot Static System Installation /Instruments)		
	69046	E,F	DRAWING - Heated Pitot Static System Installation		
	63905	H	DRAWING - Tubes Installation, Instrument Static Vent		28-1 to 28-1760 inclusive
	63905	B	DRAWING - Tubes Installation, Instrument Static Vent		28-20002 to 28-20280 inclusive
	65189	C	DRAWING - Tubes Installation, Instrument Static Vent		28-10003 to 28-10486 inclusive
-1	63907-00	D	PITOT TUBE ASSEMBLY	1	
-2	65797-05	E,F	HEAD ASSEMBLY - Pitot (unheated)	1	
	69041-05	E,F	HEAD ASSEMBLY- Pitot (heated)	1	
-3	556 105	E,F	CONNECTOR - (W/H1068 x 4) Heated pitot head	2	
-4	63913-34	E,F	HOSE- Pitot	1	
-5	63913-37	E,F	HOSE - Static	1	
-6	554 861	E,F,W	CLAMP - (GS4)	2	
-7	488 310	B,W	TEE - (AN826-3D)	1	
-8	63208-00		SPACER - Circuit protector	1	
-9	63211-00		TUBE ASSEMBLY - Static	1	
-10	63904-02	H	HOSE - Plastic	1	28-1 to 28-1500 inclusive
	65165-00	H	TUBE - Aluminum	1	28-1501 to 28-1760 inclusive
	65165-11	c,	TUBE - Aluminum	1	28-20002 to 28-20280 inclusive
	63904-11	C	HOSE - Plastic	1	28-10003 to 28-10208 inclusive
	65165-15	C	TUBE - Aluminum	1	28-10209 to 28-10486 inclusive
			A- Used on PA-28-140 with serial numbers 28-20002 to 28-24999 inclusive, PA-28-150, PA-28-160 and PA-28-180 with serial numbers 28-1 to 284377 inclusive, and PA-28-235 with serial numbers 28-10003 to 28-11039 inclusive,		
			B- Used on PA-28-140 airplanes only,		
			C- Used on PA-28-235 airplanes only,		
			D- Used on PA-28-140 with serial numbers 28-20002 to 28-20280 inclusive, PA-28-150, PA-28-160 and PA-28-180 with serial numbers 28-1 to 28-1760 inclusive, and PA-28-235 with serial numbers 28-10003 to 28-10486 inclusive.		
			E- Used on PA-28-140 with serial numbers 28-20281 to 28-24999 inclusive, PA-28-150, PA-28-160 and PA-28-180 with serial numbers 28-1761 to 28-2477 inclusive, and PA-28-235 with serial numbers 28-10487 to 28-10675 inclusive.		
			F- Used on PA-28-150, PA-28-160 and PA-28-180 with serial numbers 28-2478 to 284377 inclusive, and PA-28-235 with serial numbers 28-10676 to 28-11039 inclusive .		
			G- Used on PA-28-150, PA-28-160 and PA-28-180 with serial numbers 28-2515 to 284377 inclusive, and PA-28-235 with serial numbers 28-10676 to 28-11039 inclusive.		
			H- Used on PA-28-150, PA-28-160 and PA-28-180 only,		
			W- These parts must be ordered from Service Spares Department, Piper Aircraft, Lock Haven, Penna.		

When ordering, always specify Part Number, Description, and Serial Number of Aircraft

PA-28-140  
PA-28-150  
PA-28-160  
PA-28-180  
PA-28-235

**PIPER PARTS CATALOG**

Figure and Index Number	Part Number	Code	NOMENCLATURE	No. Req.	SERIAL NUMBERS AFFECTED
20-11	434 128	DW	GROMMET - (AN931-4-7)	9	
-12	14493-00	DW	TUBE ASSEMBLY	1	
-13	63900-25		BUSHING	1	
-14	455 928	DW	CLAMP - (A4980-S3-91)	1	
-15	416 999	W	SCREW - (AN526-1032R-16)	1	
	690 609	W	WASHER - (NAS1149F0332P)	1	
	404 526	W	NUT - (MS21042-3)	1	
-16	63904-03	8	HOSE - Plastic	2	
	65165-12	C	TUBE - Aluminum	2	
-17	20886-00	DW	PLATE ASSEMBLY	2	
-18	21457-00	DW	PAD	2	
-19	63904-04	B	HOSE - Plastic	1	
	65165-13	C	TUBE - Aluminum	1	
-20	454 929	W	CLAMP - (#A4980-S4-91)	2	
-21	62243-00	E	TUBE ASSEMBLY - Static	1	
	68115-00	F	TUBE ASSEMBLY - Static	1	
-22	62244-00	E	TUBE ASSEMBLY - Pitot	1	
	68116-00	F	TUBE ASSEMBLY - Pitot	1	
-23	454 833	W	CLAMP - (SAE #6)	12	
-24	63207-00		TUBE ASSEMBLY - Airspeed static	1	
-25	83161-02	DW	HOSE - Airspeed	7	
-26	485 889	W	ELBOW - (AN823-3D)	1	
		A-	Used on PA-28-140 with serial numbers 28-20002 to 28-24999 inclusive, PA-28-150, PA-28-160 and PA-28-180 with serial numbers 28-1 to 28-4377 inclusive, and PA-28-235 with serial numbers 28-10003 to 28-11039 inclusive.		
		B-	Used on PA-28-150, PA-28-160 and PA-28-180 with serial numbers 28-1 to 28-1500 inclusive, and PA-28-235 with serial numbers 28-10003 to 28-10208 inclusive.		
		C-	Used on PA-28-150, PA-28-160 and PA-28-180 with serial numbers 28-1501 to 28-1760 inclusive, PA-28-235 with serial numbers 28-10209 inclusive, and PA-28-140 with serial numbers 28-20002 to 28-20280 inclusive.		
		D-	Used on PA-28-140 with serial numbers 28-20002 to 28-20280 inclusive, PA-28-150, PA-28-160 and PA-28-180 with serial numbers 28-1 to 28-1760 inclusive, and PA-28-235 with serial numbers 28-10003 to 28-10486 inclusive.		
		E-	Used on PA-28-140 with serial numbers 28-20281 to 28-24999 inclusive, PA-28-150, PA-28-160 and PA-28-180 with serial numbers 28-1761 to, 28-2477 inclusive, and PA-28-235 with serial numbers 28-10487 to 28-10675 inclusive.		
		F-	Used on PA-28-150, PA-28-160 and PA-28-180 with serial numbers 28-2478 to 28-4377 inclusive, and PA-28-235 with serial numbers 28-10676 to 28-11039 inclusive.		
		W-	These parts must be ordered from Service Spares Department, Piper Aircraft, Lock Haven, Penna.		

When ordering, always specify Part Number, Description, and Serial Number of Aircraft

PA-28-140  
PA-28-150  
PA-28-160  
PA-28-180  
PA-28-235

### PIPER PARTS CATALOG

Figure and Index Number	Part Number	Code	NOMENCLATURE	No. Req.	SERIAL NUMBERS AFFECTED
20-27	63209-00	D,E	TUBE ASSEMBLY - Static	1	28-20002 to 28-20897 inclusive
	63209-00	G	TUBE ASSEMBLY - Static	1	
	63211-00	F	TUBE ASSEMBLY - Static	2	
-28	488 380	W	TEE - (AN825-3D)	2	
-29	63210-00	D	TUBE ASSEMBLY - Static	1	28-20002 to 28-20897 inclusive
	63210-00	E	TUBE ASSEMBLY - Static	1	
	62317 00	G	TUBE ASSEMBLY - Static	1	
	63211-00	F	TUBE ASSEMBLY - Static	2	
-30	63913-32	C	TUBE - Pitot	1	
-31	63913-35	C	HOSE - Static	1	
-32	554 861	W	CLAMP - (GS4)	8	
-33	69042-00		GASKET - Pitot head	1	
-34	587 903		SWITCH - Heated pitot (MS35058-22)	1	
-35	488 666	W	TIP - Heated pitot switch (blue) (207-10-701-53)	1	
-36	477 650		NUT- Heated pitot switch (9011)	1	
-37	454 658	W	CIRCUIT PROTECTOR - Pitot switch (109-215-102)	1	
-38	476 647	B,W	NIPPLE - (AN816-30)	1	
-39	476 643	B,W	NIPPLE - (AN911-1D)	2	
-40	488 474	B,W	TEE - (AN917-1D)	1	
-41			<p>A- Used on PA-28-140 with serial numbers 28-20002 to 28-24999 inclusive, PA-28-150, PA-28-160 and PA-28-180 with serial numbers 28-1 to 284377 inclusive, and PA-28-235 with serial numbers 28-10003 to 28-11039 inclusive,</p> <p>B- Used on PA-28-150, PA-28-160 and PA-28-180 with serial numbers 28-3728 to 284377 inclusive, and PA-28-235 with serial numbers 28-10786 to 28-11039 inclusive,</p> <p>C- Used on PA-28-150, PA-28-160 and PA-28-180 with serial numbers 28-1761 to 28-4377 inclusive, PA-28-235 with serial numbers 28-10487 to 28-11039 inclusive, and PA-28-140 with serial numbers 28-20281 to 28-24999 inclusive,</p> <p>D- Used on PA-28-150, PA-28-160 and PA-28-180 with serial numbers 28-1 to 28-1760 inclusive, and PA-28-235 with serial numbers 28-10003 to 28-10486 inclusive .</p> <p>E- Used on PA-28-140 airplanes only.</p> <p>F- Used on PA-28-150, PA-28-160 and PA-28-180 with serial numbers 28-2515 to 28-4377 inclusive, PA-28-235 with serial numbers 28-10676 to 28-11039 inclusive, and PA-28-140 with serial numbers 28-20898 to 28-24999 inclusive,</p> <p>G- Used on PA-28-150, PA-28-160 and PA-28-180 with serial numbers 28-1761 to 28-2514 inclusive, and PA-28-235 with serial numbers 28-10487 to 28-10675 inclusive.</p> <p>W- These parts must be ordered from Service Spares Department, Piper Aircraft, Lock Haven, Penna.</p>		

When ordering, always specify Part Number, Description, and Serial Number of Aircraft



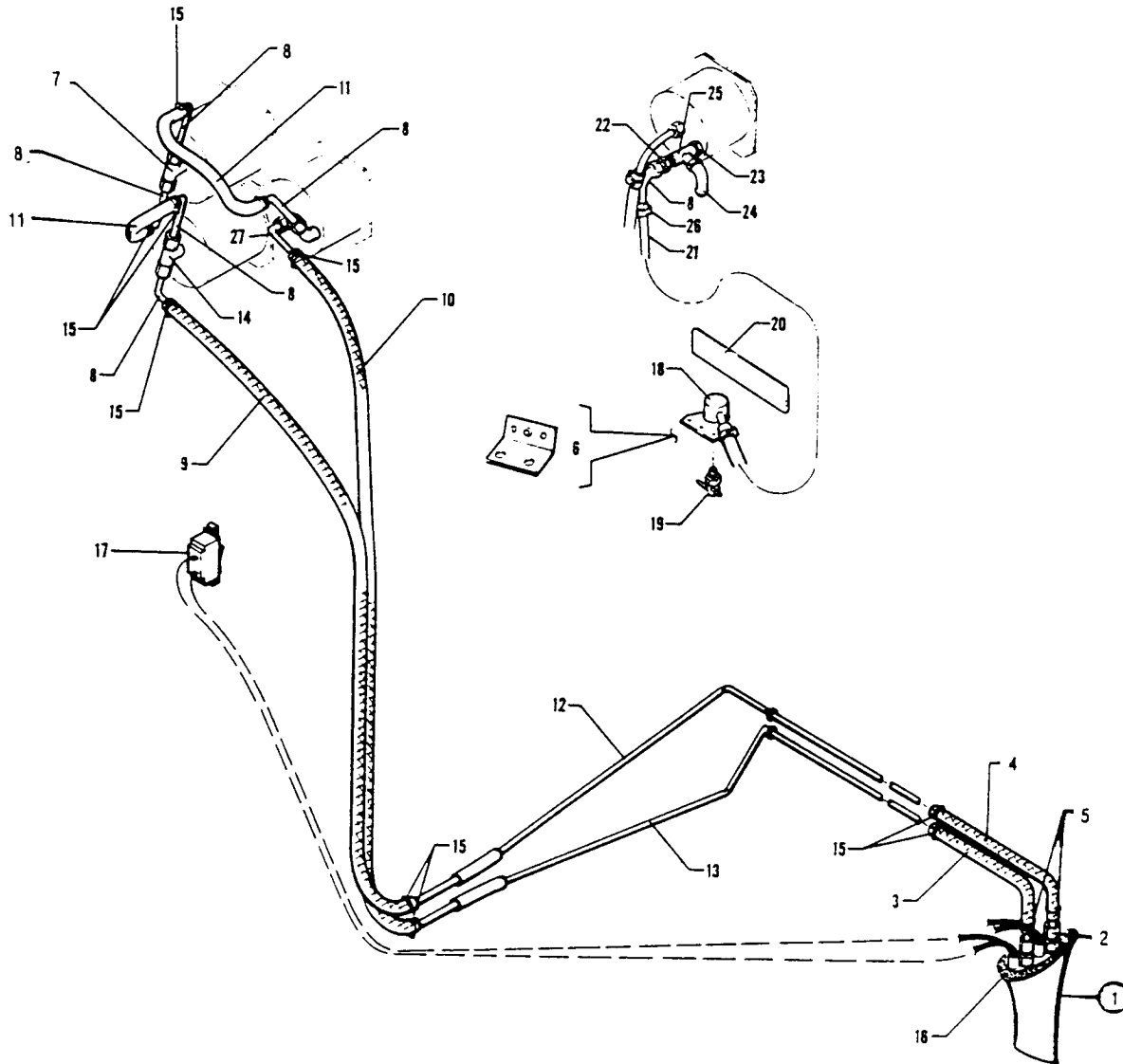


Figure 21. Pitot Static System Installation  
 (PA-28-180 - Serial Nos. 28-4378 and up)  
 (PA-28R-180 - Serial Nos. 28R-30005 to .28R-30481 inclusive, 28R-30483 and up)  
 (PA-28-235 - Serial Nos. 28-11040 and up)  
 (PA-28-140 - Serial Nos. 28-25000 and up)  
 (PA-28R-200 - Serial Nos. 28R-30482, 28R-35001 and up)

**PIPER PARTS CATALOG**

Figure and Index Number	Part Number	Code	NOMENCLATURE	No. Req.	SERIAL NUMBERS AFFECTED
21-	67430		DRAWING - Pitot Static System installation (Instruments)		
	68114		DRAWING - Pitot Static System Installation (Wing)		
	69046		DRAWING - Heated Pitot Static System Installation		
	67479		DRAWING - Alternate Static System Installation		
-1	65797-05		HEAD ASSEMBLY - Pitot (unheated)	1	
	69041-05		HEAD ASSEMBLY - Pitot (heated)	1	
-2	556 105		CONNECTOR - (W/H1068 x 4) Heated pitot head	2	
-3	63913-34		HOSE - Pitot	1	
-4	63913-37		HOSE - Static	1	
-5	554 861	W	CLAMP - (GS4)	2	
-6	78113-00	B	CLIP - Alternate static valve	1	
-7	488 380	W	TEE - (AN825-3D)	1	
-8	63211-00		TUBE ASSEMBLY - Static	5	
-9	63913-59	B	HOSE - Static	1	
	63913-105	C	HOSE - Static	1	
-10	63913-35	B	HOSE - Pitot	1	
	63913-104	C	HOSE - Pitot	1	
-11	63913-56		HOSE - Static	2	
-12	68115 00		TUBE ASSEMBLY - Static	1	
-13	68116-00		TUBE ASSEMBLY - Pitot	1	
-14	488 380	W	TEE - Flared tube with pipe thread on side (AN825-3D)	1	
	488 310	W	TEE - Flared tube with pipe thread on run (AN826-3D)	1	
-15	554 861	W	CAMP - (GS-4)	10	
-16	69042-02		GASKET - Pitot head	1	
-17	487 931		SWITCH - Heated pitot, beige (8911K597)	1	
	99377-04		SWITCH - Heated pitot, gray (8911K589)	1	
-18	25290-00	W	BRACKET ASSEMBLY - Air valve mounting	1	
-19	492 100	W	VALVE - Alternate static air (CCA-7450)	1	
-20	67768-00		PLACARD - Alternate static sources	1	
-21	63913-70		HOSE - Alternate static	1	
			A- Used on PA-28-180 with serial numbers 28-4378 and up, PA-28-235 with serial numbers 28-11040 and up, PA-28-140 with serial numbers 28-25000 and up, PA-28R-180 and PA-28R-200 airplanes		
			B- Used on PA-28-180 with serial numbers 284378 to 28-7205328 inclusive, PA-28R-200 with serial numbers 28R-30482, 28R-35001 to 28R-7135238 inclusive, PA-28-235 with serial numbers 28-11040 to 28-7210033 inclusive, PA-28-140 and PA-28R-180 airplanes.		
			C- Used on PA-28-180 with serial numbers 28-7305001 and up, PA-28-235 with serial numbers 28-7310001 and up, and PA-28R-200 with serial numbers 28R-7235001 and up.		
			W- These parts must be ordered from Service Spares Department, Piper Aircraft, Lock Haven, Penna.		

When ordering, always specify Part Number, Description, and Serial Number of Aircraft

**PIPER PARTS CATALOG**

Figure and Index Number	Part Number	Code	NOMENCLATURE	No. Req.	SERIAL NUMBERS AFFECTED
21-22	476 647		NIPPLE - Alternate static (AN816-3D)	1	
-23	476 643	W	NIPPLE - Alternate static (AN911-10)	1	
-24	458 948	W	ELBOW - Alternate static (1K1-2-4)	1	
-25	488 474	W	TEE - Alternate static (AN917-1D)	1	
-26	554 861	W	CLAMP - Alternate static (GS-4)	2	
-27	63207-00		TUBE - Airspeed pitot	1	
			A- Used on PA-28-180 with serial numbers 28-4378 and up, PA-28-235 with serial numbers 2B-11040 and up, PA-28-140 with serial numbers 28-25000 and up, PA-28R-180 and PA-28R-200 airplanes,		
			B- Used on PA-28-140 with serial numbers 28-7325001 and up, PA-28-180 with serial numbers 28-7305001 and up, PA-28-235 with serial numbers 28-7310001 and up, and PA-28R-200 with serial numbers 28R-7335001 and up,		
			W- These parts must be ordered from Service Spares Department, Piper Aircraft, Lock Haven, Penna.		

When ordering, always specify Part Number, Description, and Serial Number of Aircraft

# PIPER PARTS CATALOG

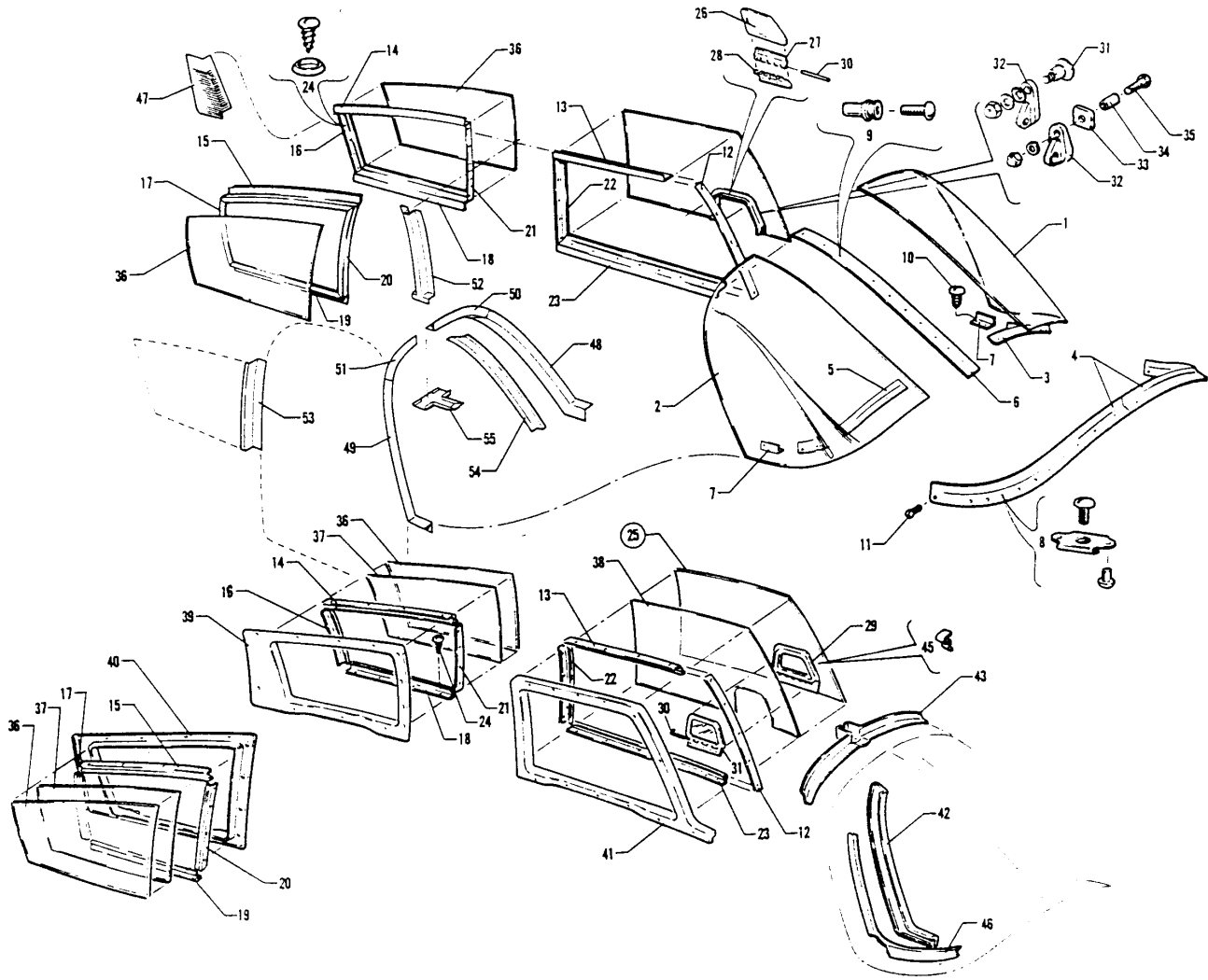


Figure 22. Fuselage Enclosure Installation  
 (PA-28-140- Serial Nos. 28-20002 to 28-7225612 inclusive)  
 (PA-28-150-160-180- Serial Nos. 28-1 to 28-4377 inclusive)  
 (PA-28-235- Serial Nos. 28-10003 to 28-11039 inclusive)

### PIPER PARTS CATALOG

Figure and Index Number	Part Number	Code	NOMENCLATURE	No. Req.	SERIAL NUMBERS AFFECTED
22-	63070	C	DRAWING - Windshield Installation		
	65648	B	DRAWING - Windshield Installation		28-10720 to 28-11039 inclusive
	63071	C	DRAWING - Window Installation		
	65642	B	DRAWING - Window Installation		28-10720 to 28-11039 inclusive
- 1	63070- 16		WINDSHIELD - Left	1	
	63070-30	EF	WINDSHIELD - Left	1	28-7125001 and up
-2	63070-15		WINDSHIELD - Right	1	
	63070-29	EF	WINDSHIELD - Right	1	28-7125001 and up
-3	63070-04		COLLAR - Inside, left	1	
-4	63070-11		COLLAR - Outside, left	1	
	63070-05		COLLAR - Outside, right	1	
-5	63070-06		COLLAR - Inside, right	1	
-6	63070-07		TRIM STRIP - Windshield, center	1	
-7	63076-00	D	ZEE - Windshield attachment, right	1	
	63077-00	D	ZEE - Windshield attachment, left	1	
	67553-00	E	RETAINER - Windshield attachment, right	1	28-25000 and up
	67552-00	E	RETAINER - Windshield attachment. left	1	28-25000 and up
-8	415 149	W	SCREW - (AN526-632R8)	24	
	406 616	W	ANCHOR NUT- (NAS686C06K)	24	
-9	415 450	W	SCREW - (AN526-832R10)	9	
	406 863	W	RIVNUT - (A8K-75)	9	
-10	419 746	CW	SCREW - Type "E" #4 1/2 x 1/2 L	4	
-11	415 150	W	SCREW - (AN526-632R10)	2	
-12	63071-02	C	RETAINER - Left, front, front window	1	
	65642-18	B	RETAINER - Left, front, front window	1	28-10720 to 28-11039 inclusive
-13	63071-03	C	RETAINER - Left, top, front window	1	
	65642-19	B	RETAINER - Left, top, front window	1	28-10720 to 28-11039 inclusive
-14	63071-04	C	RETAINER - Left, top, rear window	1	
	65642-14	B	RETAINER - Left; top, rear window	1	28-10720 to 28-11039 inclusive
-15	63071-05	C	RETAINER - Right, top rear window	1	
	65642-15	B	RETAINER - Right, top rear window	1	28-10720 to 28-11039 inclusive
<p>A- Used on PA-28-140 with serial numbers 28-20002 to 28-7225612 inclusive, PA-28-150, PA-28-160 and PA-28-180 with serial numbers 28-1 to 28-4377 inclusive, and PA-28-235 with serial numbers 28-10003 to 28-11039 inclusive.</p> <p>B- Used on PA-28-235 airplanes only.</p> <p>C- Used on PA-28-235 with serial numbers 28-10003 to 28-10719 inclusive, and all PA-28-140, PA-28-150, PA-28-160 and PA-28-180 airplanes.</p> <p>D- Used on PA-28-140 with serial numbers 28-20002 to 28-24999 inclusive, PA-28-150, PA-28-160 and PA-28-180 with serial numbers 28-1 to 28-4377 inclusive, and PA-28-235 with serial numbers 28 -10003 to 28-10719 inclusive.</p> <p>E- Used on PA-28-140 airplanes only</p> <p>F- Used if gray tinted windshield is installed.</p> <p>W- These parts <u>must</u> be ordered from Service Spares Department, Piper Aircraft, <u>Lock Haven, Penna.</u></p>					

When ordering, always specify Part Number, Description, and Serial Number of Aircraft

PA-28-140  
PA-28-150  
PA-28-160  
PA-28-180  
PA-28-235

**PIPER PARTS CATALOG**

Figure and Index Number	Part Number	Code	NOMENCLATURE	No. Req.	SERIAL NUMBERS AFFECTED
22-16	63071-06	C	RETAINER - Left, rear, rear window	1	28-10720 to 28-11039 inclusive
	65642-10	B	RETAINER - Left, rear, rear window	1	
-17	63071-07	C	RETAINER - Right, rear, rear window	1	28-10720 to 28-11039 inclusive
	65642-11	B	RETAINER - Right, rear, rear window	1	
-18	63071-08	C	RETAINER - Left, bottom, rear window	1	28-10720 to 28-11039 inclusive
	65642-09	B	RETAINER - Left, bottom rear window	1	
-19	63071-09	C	RETAINER - Right, bottom, rear window	1	28-10720 to 28-11039 inclusive
	65642-09	B	RETAINER - Right, bottom, rear window	1	
-20	63071-10	C	RETAINER - Right, front, rear window	1	28-10720 to 28-11039 inclusive
	65642-13	B	RETAINER - Right, front, rear window	1	
-21	63071-11	C	RETAINER - Left, front, rear window	1	28-10720 to 28-11039 inclusive
	65642-12	B	RETAINER - Left, front, rear window	1	
-22	63071 -12	C	RETAINER - Left, rear, front window	1	28-10720 to 28-11039 inclusive
	65642-17	B	RETAINER - Left, rear, front window	1	
-23	63071-13	D	RETAINER - Left, bottom, front window	1	28-10720 to 28-11039 inclusive
	63071-19	E	RETAINER - Left, bottom, front window	1	
-24	65642-16	B	RETAINER - Left, bottom, front window	1	28-10720 to 28-11039 inclusive
	419 683	C,W	SCREW - Type "A" PK.CSK. #4 X1/2	45	
	419 875	B	SCREW - Type "A" Recessed head #4 x 3/8	50	
-25	494 001	C,W	WASHER - #4 Finishing	45	28-7125001 and up
	63072-00	B	WINDOW ASSEMBLY - Front, left	1	
	65826-00	G	WINDOW ASSEMBLY - Front, left	1	
	65826-03	D,F	WINDOW ASSEMBLY - Front, left	1	
			A- Used on PA-28-140 with serial numbers 28-20002 to 28-7225612 inclusive, PA-28-150, PA-28-160 and PA-28-180 with serial numbers 28-1 to 28-4377 inclusive, and PA-28-235 with numbers 28-10003 to 28-11039 inclusive.		
			B- Used on PA-28-235 airplanes only		
			C- Used on PA-28-235 with serial numbers 28-10003 to 28-10719 inclusive, and all PA-28-140, PA-28-150, PA-28-160 and PA-28-180 airplanes.		
			D- Used on PA-28-140 airplanes only.		
			E- Used on PA-28-140 with serial numbers 28-21750 and up, PA-28-150, PA-28-160 and PA-28-180 with serial numbers 28-3362 and up.		
			F- Used if gray tinted windows are installed.		
			G- Used on PA-28-140, PA-28-150, PA-28-160 and PA-28-180 airplanes only.		
			W- These parts must be ordered from Service Spares Department, Piper Aircraft, Lock Haven Penna.		

When ordering, always specify Part Number, Description, and Serial Number of Aircraft

PA-28-140  
PA-28-150  
PA-28-160  
PA-28-180  
PA-28-235

**PIPER PARTS CATALOG**

Figure and Index Number	Part Number	Code	NOMENCLATURE	No. Req.	SERIAL NUMBERS AFFECTED
22-26	21027-00	G W	WINDOW ASSEMBLY - Storm	1	28-7125001 and up
	65896-00	D	WINDOW ASSEMBLY - Storm	1	
	65896-02	E,F	WINDOW ASSEMBLY - Storm	1	
-27	65895-00	D	HINGE - Half	1	
-28	65782-00	D	HINGE - Half	1	
-29	13945 40	G,W	STRIP - Rubber, storm window frame seal	1	
-30	63744-09	D	PIN - Storm window hinge	1	
-31	79572-00	B	SCREW - Storm window attachment	1	
	408 826	B,W	WASHER - Shakeproof (3502-10-71)	1	
	407 041	B	WASHER - (MS35338-41)	1	
	477 696	B	NUT - Dome (8061-NP)	1	
-32	65742-00	D,W	LATCH - Storm window	1	
-33	65741-00	C,D	SPACER - Storm window latch	1	
-34	65003-10	C,D	BUSHING - Storm window latch	1	
-35	415 151	C,D,W	SCREW - (AN526-632R12)	1	
	408 826	C,D,W	WASHER - Shakeproof (3502-10-71)	1	
	477 696	C,D	NUT - Dome (8061-NP)	1	
			A- Used on PA-28-140 with numbers 28-20002 to 28-7225612 inclusive, PA-28-150, PA-28-160 and PA-28-180 with numbers 28-1 to 28-4377 inclusive. and PA-28-235 with numbers 28-10003 to 28-11039 inclusive.		
			B- Used if latch assembly attachment screw is bonded to window assembly.		
			C- Used if latch assembly attachment screw requires a .191 hole drilled in window assembly.		
			D- Used on PA-28-140, PA-28-150, PA-28-160 and PA-28-180 airplanes only.		
			E- Used on PA-28-140 airplanes only.		
			F- Used if gray tinted windows are installed		
			G- Used on PA-28-235 airplanes only.		
			W- These parts must be ordered from Service Spares Department, Piper Aircraft, Lock Haven, Penna.		

When ordering, always specify Part Number, Description, and Serial Number of Aircraft

PA-28-140  
PA-28-150  
PA-28-160  
PA-28-180  
PA-28-235

**PIPER PARTS CATALOG**

Figure and Index Number	Part Number	Code	NOMENCLATURE	No. Req.	SERIAL NUMBERS AFFECTED
22-36	63073-00	J	WINDOW- Rear	2	
	63073-02	E,F	WINDOW- Rear	2	28-7125001 and up
	65642-02	H	WINDOW - Rear, outer, left	1	28-10720 to 28-11039 inclusive
	65642-03	H	WINDOW - Rear, outer, right	1	28-10720 to 28-11039 inclusive
-37	65642-04	H	WINDOW - Rear, inner	2	28-10720 to 28-11039 inclusive
-38	65642-05	H	WINDOW - Front, inner, left	1	28-10720 to 28-11039 inclusive
-39	65659-00	H	TRIM - Window, left rear	1	28-10720 to 28-11039 inclusive
-40	65660-00	H	TRIM - Window, right rear	1	28-10720 to 28-11039 inclusive
-41	65661-00	H	TRIM - Window, left front	1	28-10720 to 28-11039 inclusive
-42	65673-00	H	TRIM - Windshield, right	1	28-1 0720 to 28-11039 inclusive
-43	65675-00	H	TRIM - Windshield, upper	1	28-10720 to 28-11039 inclusive
-44	65643-00	H	RETAINER - Inner window, left front	1	28-10720 to 28-11039 inclusive
-45	65644-00	H	CLIP - Inner window retainer	4	28-10720 to 28-11039 inclusive
-46	65563-04	H	RETAINER - Windshield mounting, left	1	28-10720 to 28-11039 inclusive
	65563-05	H	RETAINER - Windshield mounting, right	1	28-10720 to 28-11039 inclusive
-47	63117-00	G	PLATE - Scuff, left	1	
	63117-01	C	PLATE - Scuff, right	1	
-48	63149-02	B	TRIM STRIP - Windshield channel, brown	1	
	63149-06	C	TRIM STRIP - Windshield channel, gray	1	
	63149-10	D	TRIM STRIP - Windshield channel, sand	1	
	63149-14	E	TRIM STRIP - Windshield channel, white	1	28-7125195 to 28-7225612 incl.
-49	63149-03	B	TRIM STRIP - Windshield channel, right, brown	1	
	63149-07	C	TRIM STRIP - Windshield channel, right, gray	1	
	63149-11	D	TRIM STRIP - Windshield channel, right, sand	1	
	63149-15	E	TRIM STRIP - Windshield channel, right, white	1	28-7125195 to 28-7225612 incl.
			A- Used on PA-28-140 with serial numbers 28-20002 to 28-7225612 inclusive, PA-28-150, PA-28-160 and PA-28-180 with serial numbers 28-1 to 28-4377 inclusive, and PA-28-235 with serial numbers 28-10003 to 28-11039 inclusive.		
			B- Used on PA-28-140 with serial numbers 28-20002 to 28-21045 inclusive, PA-28-150, PA-28-160 and PA-28-180 with serial numbers 28-1 to 28-1760 inclusive-		
			C- Used on PA-28-140 with serial numbers 28-20002 to 28-21045 inclusive, PA-28-150, PA-28-160 and PA-28-180 with serial numbers 28-671 to 28-1760 inclusive.		
			D- Used on PA-28-140 with serial numbers 28-21046 to 28-7125194 inclusive, PA-28-150, PA-28-160 and PA-28-180 with serial numbers 28-1761 to 28-4377 inclusive, and PA-28-235 with serial numbers 28-10003 to 28-11039 inclusive.		
			E- Used on PA-28-140 airplanes only.		
			F- Used if gray tinted windows are installed.		
			G- Used on PA-28-140 with serial numbers 28-20002 to 28-7225612 inclusive, PA-28-150, PA-28-150 and PA-28-180 with serial numbers 28-1 to 28-4377 inclusive, and PA-28-235 with serial numbers 28-10003 to 28-10719 inclusive.		
			H- Used on PA-28-235 airplanes only.		
			J- Used on PA-28-235 with serial numbers 28-10003 to 28-10719 inclusive, and all PA-28-140, PA-28-150, PA-28-160 and PA-28-180 airplanes.		

When ordering, always specify Part Number, Description, and Serial Number of Aircraft

PA-28-140  
PA-28-150  
PA-28-160  
PA-28-180  
PA-28-235



**PIPER PARTS CATALOG**

Figure and Index Number	Part Number	Code	NOMENCLATURE	No. Req.	SERIAL NUMBERS AFFECTED
22-50	63149-04	B	TRIM STRIP - Windshield channel, left, brown	1	
	63149-08	B	TRIM STRIP - Windshield channel, left, gray	1	
	63149-12	F	TRIM STRIP - Windshield channel, left, sand	1	
	63149-18	E	TRIM STRIP - Windshield channel, left, sand	1	28-26401 to 28-7125194 incl.
	63149-16	E	TRIM STRIP - Windshield channel, left, white	1	28-7125195 to 28-7225612 incl.
-51	63149-05	B	TRIM STRIP - Windshield channel, right, brown	1	
	63149-09	B	TRIM STRIP - Windshield channel, right, gray	1	
	63149-13	F	TRIM STRIP - Windshield channel, right, sand	1	
	63149-19	E	TRIM STRIP - Windshield channel, right, sand	1	28-26401 to 28-7125194 incl.
	63149-17	E	TRIM STRIP - Windshield channel, right, white	1	28-7125195 to 28-7225612 incl.
-52	63125-00	B	TRIM STRIP - Window post, left, brown	1	
	63125-02	C	TRIM STRIP - Window post, left, gray	1	
	63125-03	D	TRIM STRIP - Window post, left, sand	1	
	63125-04	E	TRIM STRIP - Window post, left, white	1	28-7125195 to 28-7225612 incl.
-53	63126-00	B	TRIM STRIP - Window post, right, brown	1	
	63126-02	C	TRIM STRIP - Window post, right, gray	1	
	63126-03	D	TRIM STRIP - Window post, right, sand	1	
	63126-04	E	TRIM STRIP - Window post, right, white	1	28-7125195 to 28-7225612 incl.
-54	63156-00	B	TRIM STRIP - Window, left, brown	1	
	63156-02	C	TRIM STRIP - Window, left, gray	1	
	63156-03	D	TRIM STRIP - Window, left, sand	1	
	63156-04	E	TRIM STRIP - Window, left, white	1	28-7125195 to 28-7225612 incl.
-55	67556-00	E	TRIM - Windshield, sand	1	28-25000 to 28-7125194 incl.
	67556-02	E	TRIM - Windshield, white	1	28-7125195 to 28-7225612 incl.
			A- Used on PA-28-140 with serial numbers 28-20002 to 28-7225612 inclusive, PA-28-150, PA-28-160 and PA-28-180 with serial numbers 28-1 to 28-4377 inclusive, and PA-28-235 with serial numbers 28-10003 to 28-11039 inclusive.		
			B- Used on PA-28-140 with serial numbers 28-20002 to 28-21045 inclusive, PA-28-150, PA-28-160 and PA-28-180 with serial numbers 28-1 to 28-1760 inclusive.		
			C- Used on PA-28-140 with serial numbers 28-20002 to 28-21045 inclusive, PA-28-150, PA-28-160 and PA-28-180 with serial numbers 28-671 to 28-1760 inclusive .		
			D- Used on PA-28-140 with serial numbers 28-21046 to 28-7125194 inclusive, PA-28-150, PA-28-160 and PA-28-180 with serial numbers 28-1761 to 28-4377 inclusive, and PA-28-235 with serial numbers 28-10003 to 28-11039 inclusive.		
			E- Used on PA-28-140 airplanes only.		
			F- Used on PA-28-140 with serial numbers 28-21046 to 28-26400 inclusive, PA-28-150, PA-28-160 and PA-28-180 with serial numbers 28-1761 to 28-4377 inclusive, and PA-28-235 with serial numbers 28-10003 to 28-11039 inclusive.		

When ordering, always specify Part Number, Description, and Serial Number of Aircraft

PA-28-140  
PA-28-150  
PA-28-160  
PA-28-180  
PA-28-235

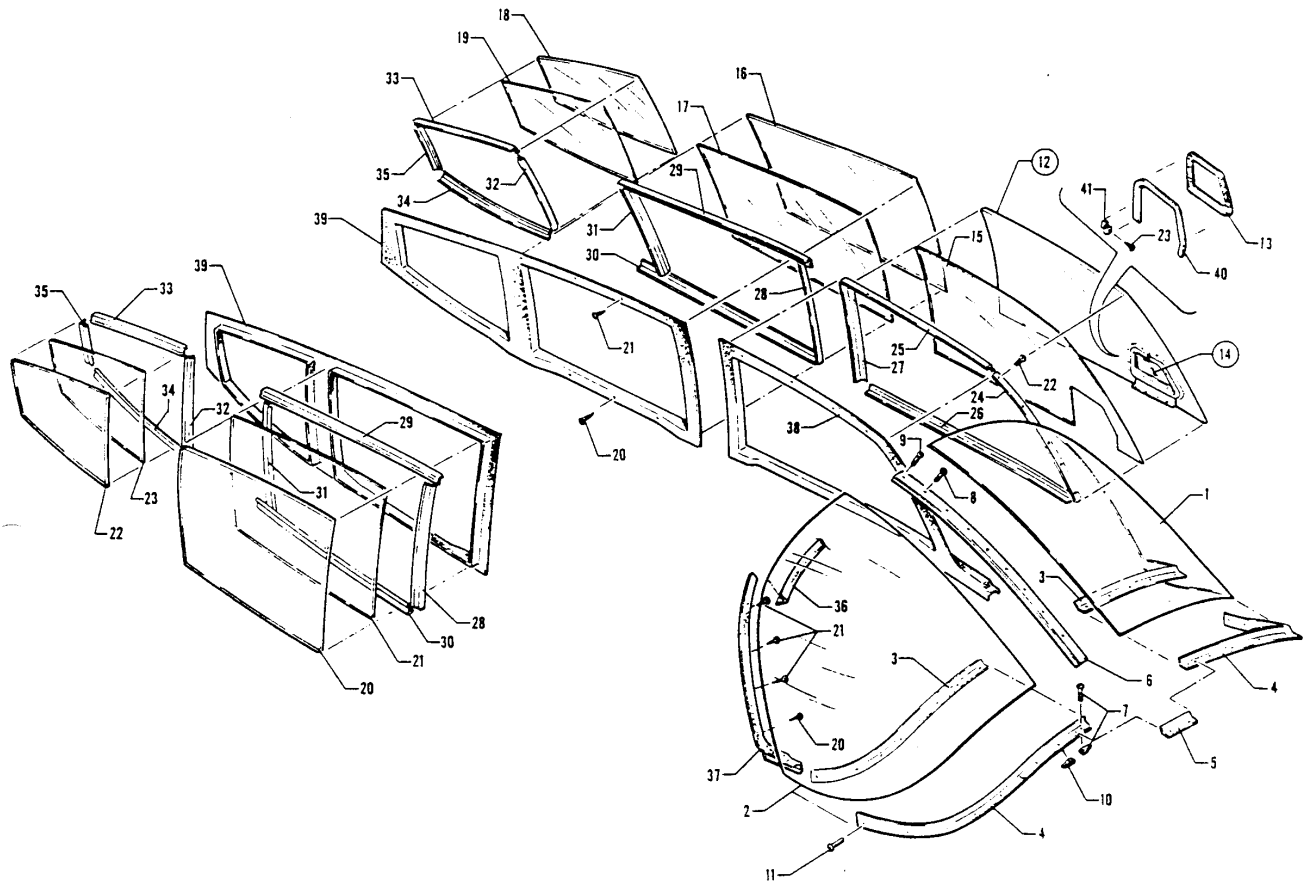


Figure 22A. Fuselage Enclosure Installation  
(PA-28-235 - Serial Nos. 28-11040 to 28-7210033 inclusive)

### PIPER PARTS CATALOG

Figure and Index Number	Part Number	Code	NOMENCLATURE	No. Req.	SERIAL NUMBERS AFFECTED
22A-	65648 69255		DRAWING - Windshield Installation DRAWING - Window Installation		
-1	63070-16		WINDSHIELD - Left	1	
	63070-30	B	WINDSHIELD - Left	1	28-7110001 and up
-2	63070-15		WINDSHIELD - Right	1	
	63070-29	B	WINDSHIELD - Right	1	28-7110001 and up
-3	63070-04		COLLAR - Inside, left	1	
	63070-06		COLLAR - Inside, right	1	
-4	63070-11		COLLAR - Outside, left	1	
	63070-05		COLLAR - Outside, right	1	
-5	63070-14		PLATE - Windshield collar, outside center	1	
-6	63070-07		TRIM STRIP - Windshield, center	1	
-7	415 149	W	SCREW - (AN526-632R8)	24	
	406 616	W	ANCHOR NUT - (NAS686C06K)	23	
-8	415 450	W	SCREW - (AN526-632R8)	8	
	406 863	W	RIVNUT - (A8K-75)	8	
-9	415 447	W	SCREW - (AN526-832R7)	1	
-10	406 809	W	ANCHOR NUT - (NAS687A06K)	1	
-11	415 150	W	SCREW - (AN526-632R10)	2	
-12	63072-00		WINDOW ASSEMBLY - Outer front, left	1	
	63072-04	B	WINDOW ASSEMBLY - Outer front, left	1	28-7110001 and up
-13	13945-40	W	STRIP - Rubber, storm window frame seal	1	
-14	21027-00	W	WINDOW ASSEMBLY - Storm	1	
	99406-00	B	WINDOW ASSEMBLY - Storm	1	28-7110001 and up
-15	65642-05		WINDOW ASSEMBLY - Inner front, left	1	
-16	67379-00		WINDOW ASSEMBLY - Outer center, left	1	
	67379-03	B	WINDOW ASSEMBLY - Outer center, left	1	28-7110001 and up
	67379-01		WINDOW ASSEMBLY - Outer center, right	1	
	67379-04	B	WINDOW ASSEMBLY - Outer center, right	1	28-7110001 and up
-17	67379-02		WINDOW - Inner center	2	
-18	67368-00		WINDOW - Outer rear, left	1	
	67368-03	B	WINDOW - Outer rear, left	1	28-7110001 and up
	67369-00		WINDOW - Outer rear, right	1	
	67369-03	B	WINDOW - Outer rear, right	1	28-7110001 and up
-19	67368-02		WINDOW - Inner rear, left	1	
	67369-02		WINDOW - Inner rear, right	1	

- A- Used on PA-28-235 with serial numbers 28-11040 to 28-7210033 inclusive.
- B- Used if gray tinted windshield and windows are installed.
- W- These parts must be ordered from Service Spares Department, Piper Aircraft, Lock Haven, Penna.

When ordering, always specify Part Number, Description, and Serial Number of Aircraft

**PIPER PARTS CATALOG**

Figure and Index Number	Part Number	Code	NOMENCLATURE	No. Req.	SERIAL NUMBERS AFFECTED
22A-20	419 647		SCREW - Type "A" recessed head #6 x 5/8	19	
-21	419 646		SCREW - Type "A" recessed head #6 x 1/2	35	
-22	419 875		SCREW - Type "A" recessed head #4 x 3/8	74	
-23	419 928		SCREW - Type "A" recessed head #4 x1/4	4	
-24	65642-18		RETAINER - Front window, front, left	1	
-25	65642-19		RETAINER - Front window, top, left	1	
-26	65642-16		RETAINER - Front window, bottom, left	1	
-27	65642-17		RETAINER - Front window, rear, left	1	
-28	65642-12		RETAINER - Center window, front, left	1	
	65642-13		RETAINER - Center window, front, right	1	
-29	69255-12		RETAINER - Center window, top, left	1	
	69255-13		RETAINER - Center window, top, right	1	
-30	69255-11		RETAINER - Center window, bottom	2	
-31	69255-14		RETAINER - Center window, rear, left	1	
	69255-15		RETAINER - Center window, rear, right	1	
-32	69255-08		RETAINER - Rear window, front, left	1	
	69255-07		RETAINER - Rear window, front, right	1	
-33	69255-06		RETAINER - Rear window, top, left	1	
	69255-05		RETAINER - Rear window, top, right	1	
-34	69252-00		RETAINER - Rear window, bottom left	1	
	69253-00		RETAINER - Rear window, bottom right	1	
-35	69255-10		RETAINER - Rear window, rear, left	1	
	69255-09		RETAINER - Rear window, rear, right	1	
-36	65675-00		TRIM - Windshield, upper, sand	1	28-11040 to 28-11300 inclusive
	66947 00		TRIM - Windshield, upper, white	1	28-11301 and up
-37	65673-02		TRIM - Windshield, right, sand	1	28-11040 to 28-11300 inclusive
	65673-03		TRIM - Windshield, right, white	1	28-11301 and up
-38	65661-02		TRIM - Window, left front, sand	1	28-11040 to 28-11300 inclusive
	66898 00		TRIM - Window, left front, white	1	28-11301 and up
-39	69256-00		TRIM - Center and rear, left, sand	1	28-11040 to 28-11300 inclusive
	69256-02		TRIM - Center and rear, left, white	1	28-11301 and up
	69257-00		TRIM - Center and rear, right, sand	1	28-11040 to 28-11300 inclusive
	69257-02		TRIM - Center and rear, right, white	1	28-11301 and up
-40	65643-00		RETAINER - Storm window	1	
-41	65644-00		CLIP - Inner window retainer	4	

A- Used on PA-28-235 with serial numbers 28-11040 to 28-7210033 inclusive

When ordering, always specify Part Number, Description, and Serial Number of Aircraft

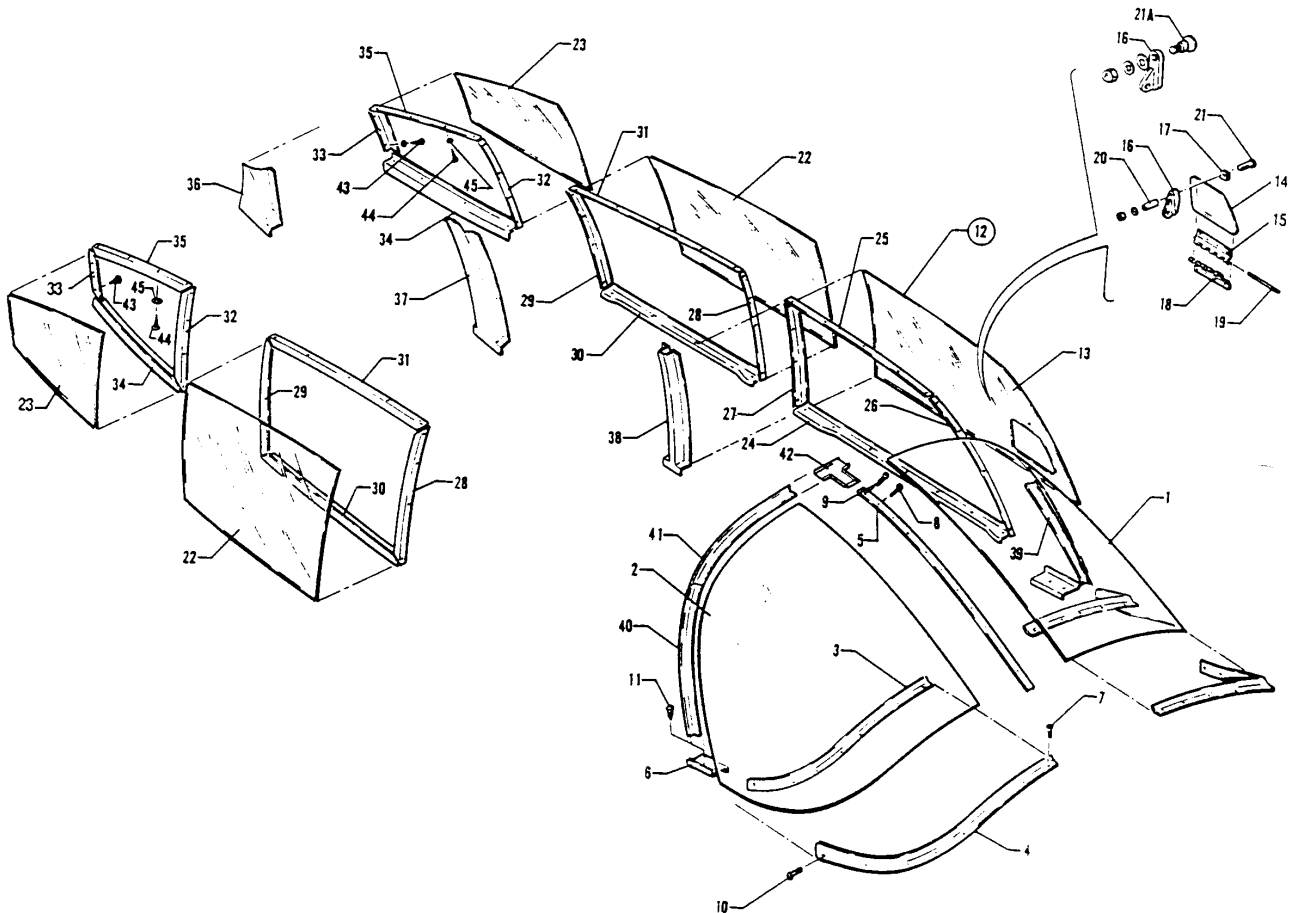


Figure 23. Fuselage Enclosure Installation  
 (PA-28-180 - Serial Nos. 28-4378 to 28-7205328 inclusive)  
 (PA-28R-180 - Serial Nos. 28R-30005 to 28R-30481 inclusive, 28R-30483 to 28R-7130019 inclusive)  
 (PA-28R-200-Serial Nos. 28R-30482, 28R-35001 to 28R-7235330 inclusive)

### PIPER PARTS CATALOG

Figure and Index Number	Part Number	Code	NOMENCLATURE	No. Req.	SERIAL NUMBERS AFFECTED
23-	63070 67381		DRAWING - Windshield Installation DRAWING - Window Installation		
-1	63070-16		WINDSHIELD - Left	1	
	63070-30	B,C	WINDSHIELD - Left	1	
-2	63070-15		WINDSHIELD - Right	1	
	63070-29	B,C	WINDSHIELD - Right	1	
-3	63070-04		COLLAR - Inside, Left	1	
	63070-06		COLLAR - Inside, right	1	
-4	63070-11		COLLAR - Outside, left	1	
	63070-05		COLLAR - Outside, right	1	
-5	63070-07		TRIM STRIP - Windshield, center	1	
-6	67552-00		RETAINER - Windshield mounting, left	1	
	67553-00		RETAINER - Windshield mounting, right	1	
-7	415 149	W	SCREW - (AN526-632R8)	24	
	406 616	W	NUT - Anchor (NAS686C06K)	23	
-8	415 450	W	SCREW - (AN526-832R10)	8	
	406 863	W	RIVNUT - (A8K-75)	8	
.9	415 447	W	SCREW - (AN526-632R7)	1	
-10	415 150	W	SCREW - (AN526-632R10)	2	
-11	419 746	W	SCREW - (4 x 1/2" L) Type "A"	4	
	494 001	W	WASHER - (4 Finishing)	4	
-12	65826-00	D	WINDOW ASSEMBLY - Front, left	1	
	65826-05	F	WINDOW ASSEMBLY - Front, left	1	28R-7235001 and up
	65826-03	B,E	WINDOW ASSEMBLY - Front, left	1	
	65826-06	B,F	WINDOW ASSEMBLY - Front, left	1	28R-7235001 and up
-13	65798-00	D	WINDOW - Front, left	1	
	65798-03	F	WINDOW - Front, left	1	28R-7235001 and up
	65798-02	B,E	WINDOW - Front, left	1	
	65798-04	B,F	WINDOW - Front, left	1	28R-7235001 and up
-14	65896-00		WINDOW ASSEMBLY - Storm	1	
	65896-02	B,C	WINDOW ASSEMBLY - Storm	1	
-15	65895-00		HINGE - Half	1	
		A-	Used on PA-28-180 with serial numbers 28-4378 to 28-7205328 inclusive, PA-28R-180 with serial numbers 28R-30005 to 28R-30481 inclusive, 28R-30483 to 28R-7130019 inclusive, and PA-28R-200 with serial numbers 28R-30482, 28R-35001 to 28R-7235330 inclusive.		
		B-	Used if gray tinted windshield and windows are installed.		
		C-	Used on PA-28-180 with serial numbers 28-7105001 and up, PA-28R-180 with serial numbers 28R-7130001 and up, and PA-28R-200 with serial numbers 28R-7135001 and up.		
		D-	Used on PA-28-180 with serial numbers 28-4378 and up, PA-28R-180 with serial numbers 28R-30005 to 28R-30481 inclusive, 28R-30483 to 28R-7130019 inclusive, and PA-28R-200 with serial numbers 28R-30482, 28R-35001 to 28R-7135238 inclusive.		
		E-	Used on PA-28-180 with serial numbers 28-7105001 and up, PA-28R -180 with serial numbers 28R-7130001 to 28R-7130019 inclusive, and PA-28R-200 with serial numbers 28R-7135001 to 28R-7135238 inclusive.		
		F-	Used on PA-28R-200 airplanes only.		
		W-	These Parts must be ordered from Service Spares Department, Piper Aircraft, Lock Haven, Penna.		

When ordering, always specify Part Number, Description, and Serial Number of Aircraft

**PIPER PARTS CATALOG**

Figure and Index Number	Part Number	Code	NOMENCLATURE	No. Req.	SERIAL NUMBERS AFFECTED
23-16	65742-00	W	LATCH ASSEMBLY - Storm window	1	
-17	65741-00	F	SPACER - Storm window latch	1	
-18	65782-00		HINGE - Half	1	
-19	63744-09		PIN - Hinge	1	
-20	65003-10	F	BUSHING - Storm window latch	1	
-21	415 151	F,W	SCREW - (AN526-632R12)	1	
	408 823	F	WASHER - Shakeproof (3502-10-71)	1	
	407 041	F,W	WASH ER - Lock (MS35338-41)	1	
	477 696	F	NUT - Dome (8061-NP)	1	
-21a	79572-00	G	SCREW - Storm window attachment	1	
	408 826	G,W	WASHER - Shakeproof (3502-10-71)	1	
	407 041	G	WASHER - (MS35338-41)	1	
	477 696	G	NUT - Dome (8061-NP)	1	
-22	67379-00		WINDOW - Center, left	1	
	67379-03	B,C	WINDOW - Center, left	1	
	67379-01		WINDOW- Center, right	1	
	67379-04	B,C	WINDOW- Center, right	1	
-23	67368-0		WINDOW- Rear, left	1	
	67368-03	B,C	WINDOW- Rear, Left	1	
	67369-00		WINDOW- Rear, right	1	
	67369-03	B,C	WINDOW- Rear, right	1	
-24	67370-00	D	RETAINER - Front window, bottom, left	1	
	76142-00	E	RETAINER - Front window, bottom, left	1	28R-7235001 and up
-25	63071-03	D	RETAINER - Front window, top, left	1	
	76143-00	E	RETAINER - Front window, top, left	1	28R-7235001 and up
-26	63071-02		RETAINER - Front window, front, left	1	
-27	63071-12		RETAINER - Front window, rear, Left	1	
-28	63071-17		RETAINER - Center window, front, left	1	
	63071-18		RETAINER - Center window, front, right	1	
-29	67371-00		RETAINER - Center window, rear, left	1	
	67371-01		RETAINER - Center window, rear, right	1	
-30	67374-00		RETAINER - Center window, bottom, left	1	
	67374-01		RETAINER - Center window, bottom, right	1	
-31	67385-00		RETAINER - Center window, top, left	1	
	67385-01		RETAINER - Center window, top, right	1	
			A- Used on PA-28-180 with serial numbers 28-4378 to 28-7205328 inclusive, PA-28R-180 with serial numbers 28R-30005 to 28R-30481 inclusive, 28R-30483 to 28R-7130019 inclusive, and PA-28R-200 with serial numbers 28R-30482, 28R-35001 to 28R-7235330 inclusive.		
			B- Used if gray tinted windshield and windows are installed.		
			C- Used on PA-28-180 with serial numbers 28-7105001 and up, PA-28R-180 with serial numbers 28R-7130001 and up, and PA-28R-200 with serial numbers 28R-7135001 and up.		
			D- Used on PA-28-180 with serial numbers 28-4378 and up, PA-28R-180 with serial numbers 28R-30005 to 28R-30481 inclusive, 28R-30482 to 28R-7130019 inclusive, and PA-28R-200 with serial numbers 28R-30482, 28R-35001 to 28R-7135238 inclusive.		
			E- Used on PA-28R-200 airplanes only.		
			F- Used if latch assembly attachment screw requires a 191 hole drilled in window assembly.		
			G- Used if latch assembly attachment screw is bonded to window assembly.		
			W- These parts must be ordered from Service Spares Department, Piper Aircraft, Lock Haven, Penna.		

When ordering, always specify Part Number, Description, and Serial Number of Aircraft

**PIPER PARTS CATALOG**

Figure and Index Number	Part Number	Code	NOMENCLATURE	No. Req.	SERIAL NUMBERS AFFECTED
23-32	67375-00		RETAINER - Rear window, front, left	1	
	67375-01		RETAINER - Rear window, front, right	1	
-33	67372-00		RETAINER - Rear window, rear, left	1	
	67372-01		RETAINER - Rear window, rear, right	1	
-34	67377-00		RETAINER - Rear window, bottom, left	1	
	67378-00		RETAINER - Rear window, bottom, right	1	
-35	67376-00		RETAINER - Rear window, top	2	
-36	67311-00	B	COVER - Sta- 156, Left, sand	1	
	67311-02	C	COVER - Sta. 156, left, white	1	
	67312-00	B	COVER - Sta. 156, right, sand	1	
	67312-02	C	COVER - Sta. 156, right, white	1	
-37	67313-00	B	COVER - Sta. 128.737, left, sand	1	
	67313-02	C	COVER - Sta. 128.737, left, white	1	
	67314-00	B	COVER - Sta. 128.737, right, sand	1	
	67314-02	C	COVER - Sta. 128.737, right, white	1	
-38	63125-03	B	COVER - Window post, left, sand	1	
	63125-04	C	COVER - Window post, left, white	1	
	63126-03	B	COVER - Window post, right, sand	1	
	63126-04	C	COVER - Window post, right, white	1	
-39	63156-03	B	COVER - Window, left, sand	1	
	63156-04	C	COVER - Window, left, white	1	
-40	63149,10	B	COVER - Windshield bow, left, lower, sand	1	
	63149-14	C	COVER - Windshield bow, left, Lower, white	1	
	63149-11	B	COVER - Windshield bow, right, Lower, sand	1	
	63149-15	C	COVER - Windshield bow, right, Lower, white	1	
-41	63149-12	B	COVER - Windshield bow, left, upper, sand	1	
	63149-16	C	COVER - Windshield bow, left, upper, white	1	
	63149-13	B	COVER - Windshield bow, right, upper, sand	1	
	63149-17	C	COVER - Windshield bow, right, upper, white	1	
-42	67556-00	B	TRIM - Windshield, sand	1	
	67556-02	C	TRIM - Windshield, white	1	
-43	419 641		SCREW - (4 x 1/2" L) Type "A" Truss	37	
-44	419 683	W	SCREW - (4 x 1/2" L) Type "A" Oval	49	
-45	494 001	W	WASHER - (PS10016-4)	49	
			A- Used on PA-28-180 with serial number 28-4378 to 28-7205328 inclusive, PA-28R-180 with serial numbers 28R-30005 to 28R-30431 inclusive, 28R-30483 to 28R-7130019 inclusive, and PA-28R-200 with serial numbers 28R-30482, 28R-35001 to 28R-7235330 inclusive.		
			B- Used on PA-28-180 with serial numbers 28-4378 to 28-5600 inclusive, PA-28R-180 with serial numbers 28R-30005 to 28R-30481 inclusive, 28R-30483 to 28R-31250 inclusive, and PA-28R-200 with serial numbers 28R-30482, 28R-35001 to 28R-35600 inclusive.		
			C- Used on PA-28-180 with serial numbers 28-5601 and up, PA-28R-180 with serial numbers 28R-31251 and up, and PA-28R-200 with serial numbers 28R-35601 and up.		
			W- These parts must be ordered from Service Spares Department, Piper Aircraft, Lock Haven, Penna.		

When ordering, always specify Part Number, Description, and Serial Number of Aircraft



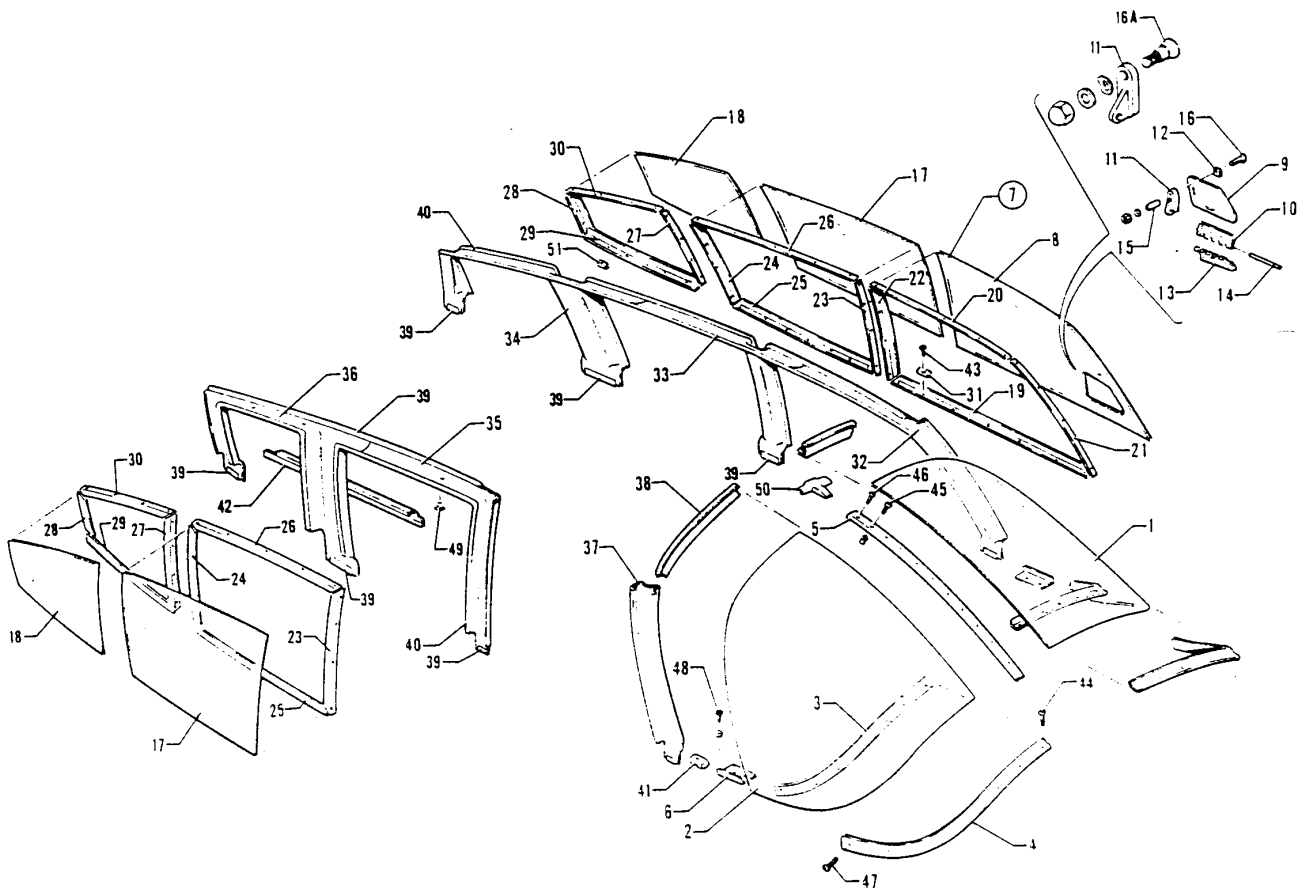


Figure 23A. Fuselage Enclosure Installation  
 (PA-28-180 - Serial Nos. 28-7305001 and up)  
 (PA-28-235 - Serial Nos. 28-7310001 and up)  
 (PA-28R-200 - Serial Nos. 28R-7335001 and up)

**PIPER PARTS CATALOG**

Figure and Index Number	Part Number	Code	NOMENCLATURE	No. Req.	SERIAL NUMBERS AFFECTED
23A-	63070 76198 76361	D C	DRAWING - Windshield Installation DRAWING - Window Installation DRAWING - Window Installation		
-1	63070-16 63070-46 79296-16 63070-30 63070-42 79296-18	D C C B, D B,C B,C	WINDSHIELD - Left (.125 thick) WINDSHIELD - Left (.125 thick) WINDSHIELD - Left (.250 thick) WINDSHIELD - Left (.125 thick) WINDSHIELD - Left (.125 thick) WINDSHIELD - Left (.250 thick)	1 1 1 1 1 1	
-2	63070-15 63070-45 79296-17 63070-29 63070-41 79296-19	D C C B,D B,C B,C	WINDSHIELD - Right (.125 thick) WINDSHIELD - Right (.125 thick) WINDSHIELD - Right (.250 thick) WINDSHIELD - Right (.125 thick) WINDSHIELD - Right (.125 thick) WINDSHIELD - Right (.250 thick)	1 1 1 1 1 1	
-3	63070-04 63070-43 63070-06 63070-44	D C D C	COLLAR - Inside, left COLLAR - Inside, left COLLAR - Inside, right COLLAR - Inside, right	1 1 1 1	
-4	63070-11 63070-05		COLLAR - Outside, Left (with .125 thick windshield) COLLAR - Outside, right (with .125 thick windshield)	1 1	
-5	63070-07 79557-00	E F	TRIM STRIP - Windshield, center TRIM STRIP - Windshield, center	1 1	
-6	79154-00 79155-00		RETAINER - Windshield moulding, left RETAINER - Windshield moulding, right	1 1	
			A- Used on PA-28-180 with serial numbers 28-7305001 and up, PA-28-235 with serial numbers 28-7310001 and up, and PA-28R-200 with serial numbers 28R-7335001 and up. B- Used if gray tinted windshield and windows are installed. C- Used on PA-28-180 with serial numbers 28-7405001 and up, PA-28-235 with serial numbers 28-7410001 and up, and PA-28R-200 with serial numbers 28R-7435001 and up. D- Used on PA-28-180 with serial numbers 28-7305001 to 28-7305611 inclusive, PA-28-235 with serial numbers 28-7310001 to 28-7310187 inclusive, and PA-28R-200 with serial numbers 28R-7335001 to 28R-7335455 inclusive. E- Used on PA-28-180, PA-28-235 with serial numbers 28-7310001 to 28-7610020 inclusive, and PA-28R-200 with serial numbers 28R-7335001 to 28R-7635017 inclusive. F- Used on PA-28-235 with serial numbers 28-7610021 and up, and PA-28R-200 with serial numbers 28R-7635018 and up.		

When ordering, always specify Part Number, Description, and Serial Number of Aircraft

**PIPER PARTS CATALOG**

Figure and Index Number	Part Number	Code	NOMENCLATURE	No. Req.	SERIAL NUMBERS AFFECTED
23A-7	65826-05		WINDOW ASSEMBLY - Front, left	1	
	65826-06	B	WINDOW ASSEMBLY - Front, left	1	
-8	65798-03		WINDOW - Front, left	1	
	65798-04	B	WINDOW - Front, left	1	
-9	65896-00		WINDOW ASSEMBLY - Storm	1	
	65896-02	B	WINDOW ASSEMBLY - Storm	1	
-10	65895-00		HINGE - Half	1	
-11	65742-00	W	LATCH ASSEMBLY - Storm window	1	
-12	65741-00	E	SPACER - Storm window latch	1	
-13	65782-00		HINGE- Half	1	
-14	63744-09		PIN - Hinge	1	
-15	65003-10	E	BUSHING - Storm window latch	1	
-16	415 151	E,W	SCREW - (AN526-632R12)	1	
	408 826	E,W	WASHER - Shakeproof (3502-10-71)	1	
	407 041	E,W	WASHER - Lock (MS35338-41)	1	
	477 696	E	NUT - Dome (8061-NP)	1	
-16a	79572-00	F	SCREW - Storm window attachment	1	
	408 826	F,W	WASHER - Shakeproof (3502-10-71)	1	
	407 041	F	WASHER - (MS35338-41)	1	
	477 696	F	NUT - Dome (8061-NP)	1	
-17	67379-00	C	WINDOW - Center, left	1	
	76275-00	D	WINDOW - Center, left (.080 thick)	1	
	76275-03	D	WINDOW - Center, left (.125 thick)	1	
	67379-03	B,C	WINDOW - Center, left	1	
	76275-02	B,D	WINDOW - Center, left (.080 thick)	1	
	76275-04	B,D	WINDOW - Center, left (.125 thick)	1	
	67379-01	C	WINDOW- Center, right	1	
	76276-00	D	WINDOW - Center, right (.080 thick)	1	
	76276-03	D	WINDOW - Center, right (.125 thick)	1	
	67379-04	B,C	WINDOW - Center, right	1	
	76276-02	B,D	WINDOW - Center, right (.080 thick)	1	
	76276-04	B,D	WINDOW - Center, right (.125 thick)	1	
			A- Used on PA-28-180 with serial numbers 28-7305001 and up, PA-28-235 with serial numbers 28-7310001 and up, and PA-28R-200 with serial numbers 28R-7335001 and up.		
			B- Used if gray tinted windshield and windows are installed.		
			C- Used on PA-28-180 with serial numbers 28-7305001 to 28-7305611 inclusive, PA-28-235 with serial numbers 28-7310001 to 28-7310187 inclusive, and PA-28R-200 with serial numbers 28R-7335001 to 28R-7335455 inclusive.		
			D- Used on PA-28-180 with serial numbers 28-7425001 and up, PA-28-235 with serial numbers 28-7410001 and up, and PA-28R-200 with serial numbers 28R-7435001 and up.		
			E- Used if latch assembly attachment screw requires a .191 hole drilled in window assembly.		
			F- Used if latch assembly attachment screw is bonded to window assembly.		
			W- These parts must be ordered from Service Spares Department, Piper Aircraft, Lock Haven, Penna.		

When ordering, always specify Part Number, Description, and Serial Number of Aircraft

**PIPER PARTS CATALOG**

Figure and Index Number	Part Number	Code	NOMENCLATURE	No. Req.	SERIAL NUMBERS AFFECTED
23A-18	67368-00	B	WINDOW- Rear, left	1	
	76277 00	D	WINDOW - Rear, left (.080 thick)	1	
	76277-03	D	WINDOW - Rear, left (.125 thick)	1	
	67368-03	B,C	WINDOW- Rear, left	1	
	76277-02	C,D	WINDOW - Rear, left (.080 thick)	1	
	76277-04	C,D	WINDOW - Rear, left (.125 thick)	1	
	67369-00	B	WINDOW- Rear, right	1	
	76278-00	D	WINDOW - Rear, right (.080 thick)	1	
	76278-03	D	WINDOW - Rear, right (.125 thick)	1	
	67369-03	B,C	WINDOW- Rear, right	1	
	76278-02	C,D	WINDOW - Rear, right (.080 thick)	1	
	76278-04	C,D	WINDOW - Rear, right (.125 thick)	1	
-19	76197-00		RETAINER - Front window, bottom, left	1	
-20	76143-00		RETAINER - Front window, top, left	1	
-21	63071-02		RETAINER - Front window, front, left	1	
	79562-00	F	RETAINER - Front window, front, left	1	
-22	63071-12		RETAINER - Front window, rear, left	1	
-23	63071-17	B	RETAINER - Center window, front, left	1	
	76264-00	D	RETAINER - Center window, front, left	1	
	63071-18		RETAINER - Center window, front, right	1	
-24	67371-00	B	RETAINER - Center window, rear, left	1	
	76267-00	D	RETAINER - Center window, rear, left	1	
	67371-01	B	RETAINER - Center window, rear, right	1	
	76267-01	D	RETAINER - Center window. rear, right	1	
-25	76194-00	B	RETAINER - Center window, bottom, left	1	
	76268-00	D	RETAINER - Center window, bottom, left	1	
	76194-01	B	RETAINER - Center window, bottom, right	1	
	76269-00	D	RETAINER - Center window, bottom, right	1	
			A- Used on PA-28-180 with serial numbers 28-7305001 and up, PA-28-235 with serial numbers 28-7310001 and up, and PA-28R-200 with serial numbers 28R-7335001 and up.		
			B- Used on PA-28-180 with serial numbers 28-7305001 to 28-7305611 inclusive, PA-28-235 with serial numbers 28-7310001 to 28-7310187 inclusive, and PA-28R-200 with serial numbers 28R-7335001 to 28R-7335455 inclusive.		
			C- Used if gray tinted windshield and windows are installed.		
			D- Used on PA-28-180 with serial numbers 28-7425001 and up, PA-28-235 with serial numbers 28-7410001 and up, and PA-28R-200 with serial numbers 28R-7435001 and up.		
			E- Used on PA-28-180, PA-28-235 with serial numbers 28-7310001 to 28-7610020 inclusive, and PA-28R-200 with serial numbers 28R-7335001 to 28R-7635017 inclusive.		
			F- Used on PA-28-235 with serial numbers 28-7610021 and up, and PA-28R-200 with serial numbers 28R-7635018 and up		

When ordering, always specify Part Number, Description, and Serial Number of Aircraft

**PIPER PARTS CATALOG**

Figure and Index Number	Part Number	Code	NOMENCLATURE	No. Req.	SERIAL NUMBERS AFFECTED
23A-26	67385-00	B	RETAINER - Center window, top, left	1	
	76265-00	C	RETAINER - Center window, top, left	1	
	67385-01	B	RETAINER - Center window, top, right	1	
	76266-00	C	RETAINER - Center window, top, right	1	
-27	67375-00	B	RETAINER - Rear window, front, left	1	
	76270-00	C	RETAINER - Rear window, front, left	1	
	67375-01	B	RETAINER - Rear window, front, right	1	
	76270-01	C	RETAINER - Rear window, front, right	1	
-28	67372-00	B	RETAINER - Rear window, rear, left -	1	
	76272-00	C	RETAINER - Rear window, rear, left	1	
	67372-01	B	RETAINER - Rear window, rear, right	1	
	76272-01	C	RETAINER - Rear window, rear, right	1	
-29	76195-00	B	RETAINER - Rear window, bottom, left	1	
	76273-00	C	RETAINER - Rear window, bottom, left	1	
	76196-00	B	RETAINER - Rear window, bottom, right	1	
	76274-00	C	RETAINER - Rear window, bottom, right	1	
-30	67376-00	B	RETAINER - Rear window, top	2	
	76271-00	C	RETAINER - Rear window, top	2	
-31	99943-00		RETAINER - Side panel	9	
-32	99903-03	B	COVER - Window frame, front, left	1	
	79171-12	E	COVER - Window frame, front, left	1	
	79171-14	D	COVER - Window frame, front, left	1	
-33	99904-05	B	COVER - Window frame, center, left	1	
	79171-11	C	COVER - Window frame, center, left	1	
-34	99904-02	B	COVER - Window frame, rear, left	1	
	79171-10	C	COVER - Window frame, rear, left	1	
-35	99904-03	B	COVER - Window frame, center, right	1	
	79171-08	C	COVER - Window frame, center, right	1	
-36	99904-04	B	COVER - Window frame, rear, right	1	
	79171-09	C	COVER - Window frame, rear, right	1	
-37	99903-05	B	COVER - Windshield bow, lower, right	1	
	79171-02	E	COVER - Windshield bow, lower, right	1	
	79171-13	D	COVER - Windshield bow, lower, right	1	
			A- Used on PA-28-180 with serial numbers 28-7305001 and up, PA-28-235 with serial numbers 28-7310001 and up, and PA-28R-200 with serial numbers 28R-7335001 and up.		
			B- Used on PA-28-180 with serial numbers 28-7305001 to 28-7305611 inclusive, PA-28-235 with serial numbers 28-7310001 to 28-7310187 inclusive, and PA-28R-200 with serial numbers 28R-7335001 to 28R-7335455 inclusive.		
			C- Used on PA-28-180 with serial numbers 28-7405001 and up, PA-28-235 with serial numbers 28-7410001 and up, and PA-28R-200 with serial numbers 28R-7435001 and up.		
			D- Used on PA-28-235 with serial numbers 28-7610021 and up, and PA-28R-200 with serial numbers 28R-7635018 and up.		
			E- Used on PA-28-180 with serial numbers 28-7405001 to 28-7505261 inclusive, PA-28-235 with serial numbers 28-7410001 to 28-7610020 inclusive, and PA-28R-200 with serial numbers 28-7435001 to 28R-7635017 inclusive.		

When ordering, always specify Part Number, Description, and Serial Number of Aircraft

**PIPER PARTS CATALOG**

Figure and Index Number	Part Number	Code	NOMENCLATURE	No. Req.	SERIAL NUMBERS AFFECTED
23A-38	63149-16	E	COVER - Windshield bow, upper, left	1	
	63149-20	D	COVER - Windshield bow, upper, left	1	
	63149-17	E	COVER - Windshield bow, upper, right	1	
	63149-21	D	COVER - Windshield bow, upper, right	1	
-39	78057-00		RETAINER - Window frame, extrusion	12'	
-40	99997-00		EXTRUSION - vinyl	30'	
-41	99990-00	B	CAP - Extrusion end	2	
-42	555 013	B	COVER ASSEMBLY - Window sill, red	1	
	555 014	B	COVER ASSEMBLY - Window sill, blue/green	1	
	555 015	B	COVER ASSEMBLY - Window sill, gold	1	
	555 016	B	COVER ASSEMBLY - Window sill, black	1	
	555 017	B	COVER ASSEMBLY - Window sill, white	1	
	555 018	B	COVER ASSEMBLY - Window sill, green	1	
	555 699	F	COVER ASSEMBLY - Window sill, red	1	
	555 700	F	COVER ASSEMBLY - Window sill, blue/green	1	
	555 701	F	COVER ASSEMBLY - Window sill, gold	1	
	555 702	F	COVER ASSEMBLY - Window sill, black	1	
	555 703	F	COVER ASSEMBLY - Window sill, white	1	
	555 704	F	COVER ASSEMBLY - Window sill, green	1	
	555 986	C	COVER ASSEMBLY - Window sill, white	1	
-43	419 641		SCREW - (4 x 1/2" L) Type "A" Truss	86	
-44	415 149	W	SCREW - (AN526-632R8)	24	
	406 616	W	NUT - Anchor (NAS686C06K)	24	

- A- Used on PA-28-180 with serial numbers 28-7305001 and up, PA-28-235 with serial numbers 28-7310001 and up, and PA-28R-200 with serial numbers 28R-7335001 and up.
- B- Used on PA-28-180 with serial numbers 28-7305001 to 28-7305611 inclusive, PA-28-235 with serial numbers 28-7310001 to 28-7310187 inclusive, and PA-28R-200 with serial numbers 28R-7335001 to 28R-7335455 inclusive.
- C- Used on PA-28-235 with serial numbers 28-7710001 and up, and PA-28R-200 with serial numbers 28R-7635504 and up.
- D- Used on PA-28-235 with serial numbers 28-7610021 and up, and PA-28R-200 with serial numbers 28R-7635018 and up.
- E- Used on PA-28-180 with serial numbers 28-7305001 to 28-7505261 inclusive, PA-28-235 with serial numbers 28-7310001 to 28-7610020 inclusive, and PA-28R-200 with serial numbers 28R-7335001 to 28R-7635017 inclusive.
- F- Used on PA-28-180 with serial numbers 28-7405001 and up, PA-28-235 with serial numbers 28-7410001 to 28-7610206 inclusive, and PA-28R-200 with serial numbers 28R-7435001 to 28R-7635503 inclusive.
- W- These parts must be ordered from Service Spares Department, Piper Aircraft, Lock Haven, Penna.

When ordering, always specify Part Number, Description, and Serial Number of Aircraft

**PIPER PARTS CATALOG**

Figure and Index Number	Part Number	Code	NOMENCLATURE	No. Req.	SERIAL NUMBERS AFFECTED
23A-45	415 450	W	SCREW - (AN526-832R10)	8	
	415 452	C,D,W	SCREW - (AN526-832R12)	8	
	406 863	W	RIVET - (A8K-75)	8	
-46	415 447	W	SCREW - (AN526-832R7)	1	
	415 449	C,D,W	SCREW - (AN526-832R8)	1	
-47	415 149	W	SCREW - (AN526-632R8)	2	
-48	419 746	W	SCREW - (4 x 1/2"L) Type "A"	4	
	494 001	W	WASHER - (PS10016-4)	4	
-49	581 928		PLUG - (207-200201-00-0103)	11	
-50	67556-02	B	TRIM - Windshield, white	1	
	67556-04	E	TRIM - Windshield, white	1	
-51	78086-00		RETAINER - Side panel	2	
<p>A- Used on PA-28-180 with serial numbers 28-7305001 and up, PA-28-235 with serial numbers 28-7310001 and up, and PA-28R-200 with serial numbers 28R-7335001 and up.</p> <p>B- Used on PA-28-180 with serial numbers 28-7305001 to 28-7505261 inclusive, PA-28-235 with serial numbers 28-7310001 to 28-7610020 inclusive, and PA-28R-200 with serial numbers 28R-7335001 to 28R-7635017 inclusive.</p> <p>C- Used on PA-28-180 with serial numbers 28-7405001 and up, PA-28-235 with serial numbers 28-7410001 and up, and PA-28R-200 with serial numbers 28R-7435001 and up.</p> <p>D- Used if .250 thick sound reduction windshield s installed.</p> <p>E- Used on PA-28-235 with serial numbers 28-7610021 and up, and PA-28R-200 with serial numbers 28R-7635018 and up.</p> <p>W- These parts must be ordered from Service Spares Department, Piper Aircraft, Lock Haven Penna.</p>					

When ordering, always specify Part Number, Description, and Serial Number of Aircraft

# PIPER PARTS CATALOG

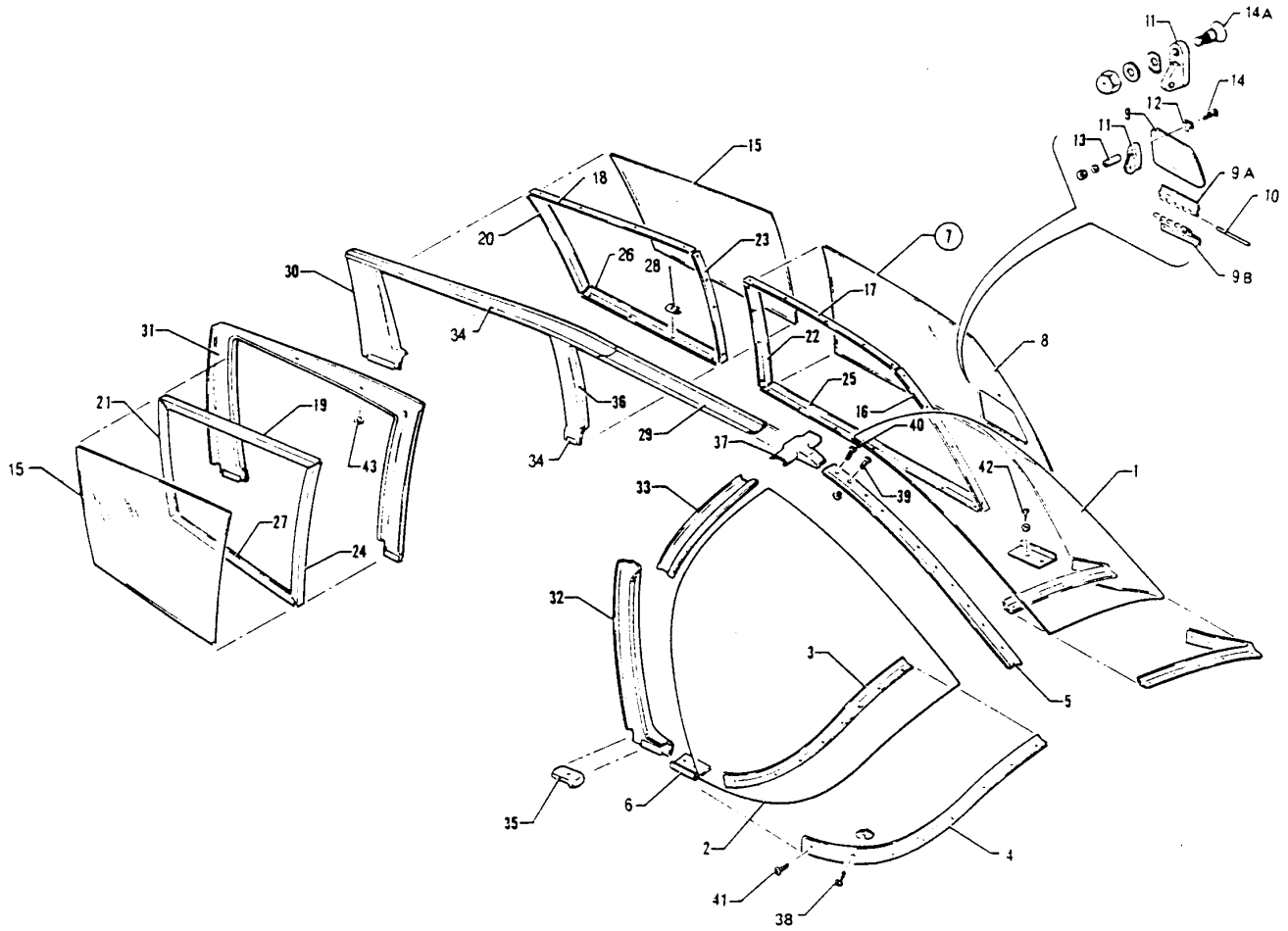


Figure 23B- Fuselage Enclosure Installation  
(PA-28-140 - Serial Nos. 28-7325001 and up)



**PIPER PARTS CATALOG**

Figure and Index Number	Part Number	Code	NOMENCLATURE	No. Req.	SERIAL NUMBERS AFFECTED
23B-	63070 99880 76362		DRAWING - Windshield Installation DRAWING - Window Installation DRAWING - Window Installation		28-7325001 to 28-7325684 incl. 28-7425001 and up
-1	63070-16 63070-46 79296-16 63070-30 63070-42 79296-18	A A A	WINDSHIELD - Left (.125 thick) WINDSHIELD - Left (.125 thick) WINDSHIELD - Left (.250 thick) WINDSHIELD - Left (.125 thick) WINDSHIELD - Left (.125 thick) WINDSHIELD - Left (.250 thick)	1 1 1 1 1 1	28-7325001 to 28-7325684 incl. 28-7425001 and up 28-7425001 and up 28-7325001 to 28-7325684 incl. 28-7425001 and up 28-7425001 and up
-2	63070-15 63070-45 79296-17 63070-29 63070-41 79296-19	A A A	WINDSHIELD - Right (.125 thick) WINDSHIELD - Right (.125 thick) WINDSHIELD - Right (.250 thick) WINDSHIELD - Right (.125 thick) WINDSHIELD - Right (.125 thick) WINDSHIELD - Right (.250 thick)	1 1 1 1 1 1	28-7325001 to 28-7325684 incl. 28-7425001 and up 28-7425001 and up 28-7325001 to 28-7325684 incl. 28-7425001 and up 28-7425001 and up
-3	63070-04 63070-43 63070-06 63070-44		COLLAR - Inside, left COLLAR - Inside, left COLLAR - Inside, right COLLAR - Inside, right	1 1 1 1	28-7325001 to 28-7325684 incl. 28-7425001 and up 28-7325001 to 28-7325684 incl. 28-7425001 and up
-4	63070-11 79296-20 63070-05 79296-21		COLLAR - Outside, left (with .125 thick windshield) COLLAR - Outside, left (with .250 thick windshield) COLLAR - Outside, right (with .125 thick windshield) COLLAR - Outside, right (with .250 thick windshield)	1 1 1 1	28-7325001 and up 28-7425001 and up 28-7325001 and up 28-7425001 and up
-5	63070-07 79557-00		TRIM STRIP - Windshield, center TRIM STRIP - Windshield, center	1 1	28-7325001 to 28-7625030 incl. 28-7625031 and up
-6	79154-00 79155-00		RETAINER - Windshield attachment, left RETAINER - Windshield attachment, right	1 1	
-7	65826-00 65826-03	A	WINDOW ASSEMBLY - Front, left WINDOW ASSEMBLY - Front, left	1 1	
-8	65798-00 65798-02	A	WINDOW- Front, left WINDOW- Front, left	1 1	
-9	65896-00 65896-02	A	WINDOW ASSEMBLY - Storm WINDOW ASSEMBLY - Storm	1 1	
-9a	65895-00		HINGE - Half	1	
-9b	65782-00		HINGE - Half	1	
-10	63744-09		PIN - Storm window hinge	1	
-11	65742-00	W	LATCH ASSEMBLY - Storm	1	
-12	65741-00	B	SPACER - Storm window latch	1	
-13	65003-10	B	BUSHING - Storm window latch	1	
-14	415 497 408 826 407 041 477 696	B,W B,W B B	SCREW - (MS35206-232) WASHER - Shakeproof (3502-10-71) WASHER - (MS35338-41) NUT - Dome (8061-NP)	1 1 1 1	
-14a	79572-00 408 826 407 041 477 696	C C.W C C	SCREW - Storm window attachment WASHER - Shakeproof (3502-10-71) WASHER - (MS35338-41) NUT - Dome (8061-NP)	1 1 1 1	

A- Used if gray tinted windows are installed.  
B- Used if latch assembly attachment screw requires a 191 hole drilled in window assembly.  
C- Used if latch assembly attachment screw is bonded to window assembly.  
W- These parts must be ordered from Service Spares Department, Piper Aircraft, Lock Haven, Penna.

When ordering, always specify Part Number, Description, and Serial Number of Aircraft

**PIPER PARTS CATALOG**

Figure and Index Number	Part Number	Code	NOMENCLATURE	No. Req.	SERIAL NUMBERS AFFECTED
23B-15	63073-00		WINDOW - Rear	2	28-7325001 to 28-7325684 incl.
	79143-00		WINDOW- Rear, left (.080 thick)	1	28-7425001 and up
	79143-03		WINDOW - Rear, left (.125 thick)	1	28-7425001 and up
	79144-00		WINDOW - Rear, right (.080 thick)	1	28-7425001 and up
	79144-03		WINDOW - Rear, right (.125 thick)	1	28-7425001 and up
	63073-02	A	WINDOW - Rear	2	28-7325001 to 28-7325684 incl.
	79143-02	A	WINDOW - Rear, left (.080 thick)	1	28-7425001 and up
	79143-04	A	WINDOW - Rear, left (.125 thick)	1	28-7425001 and up
	79144-02	A	WINDOW - Rear, right (.080 thick)	1	28-7425001 and up
	79144-04	A	WINDOW - Rear, right (.125 thick)	1	28-7425001 and up
-16	63071-02		RETAINER - Front window, front, left	1	28-7325001 to 28-7625030 incl.
	79562-00		RETAINER - Front window, front, left	1	28-7625031 and up
-17	63071-03		RETAINER - Front window, top, left	1	
-18	63071-04		RETAINER - Rear window, top, left	1	28-7325001 to 28-7325684 incl.
	79138-00		RETAINER - Rear window, top, left	1	28-7425001 and up
-19	63071-05		RETAINER - Rear window, top, right	1	28-7325001 to 28-7325684 incl.
	79139-00		RETAINER - Rear window, top, right	1	28-7425001 and up
-20	63071-06		RETAINER - Rear window, rear, left	1	28-7325001 to 28-7325684 incl.
	79140-00		RETAINER - Rear window, rear, left	1	28-7425001 and up
-21	63071-07		RETAINER - Rear window, rear, right	1	28-7325001 to 28-7325684 incl.
	79140-01		RETAINER - Rear window, rear, right	1	28-7425001 and up
-22	63071-12		R ETAINER - Front window, rear, left	1	
-23	63071-17		RETAINER - Rear window, front, left	1	28-7325001 to 28-7325684 incl.
	79137-00		RETAINER - Rear window, front, left	1	28-7425001 and up
-24	63071-18		RETAINER - Rear window, front, right	1	
-25	99879-00		RETAINER - Front window, bottom, left	1	
-26	99878-00		RETAINER - Rear window, bottom, left	1	28-7325001 to 28-7325684 incl.
	79141-00		RETAINER - Rear window, bottom, left	1	28-7425001 and up
-27	99878-01		RETAINER - Rear window, bottom, right	1	28-7325001 to 28-7325684 incl.
	79142-00		RETAINER - Rear window, bottom, right	1	28-7425001 and up
-28	99943-00		RETAINER -Side panel	6	
-29	99903-03		COVER - Window frame, front, left	1	28-7325001 to 28-7325684 incl.
	79172-07		COVER - Window frame, front, left	1	28-7425001 to 28-7625030 incl.
	79172-08		COVER - Window frame, front, left	1	28-7625031 and up
-30	99903-02		COVER - Window frame, rear, left	1	28-7325001 to 28-7325684 incl.
	79172-04		COVER - Window frame, rear, left	1	28-7425001 and up
-31	99903-04		COVER - Window frame, rear, right	1	28-7325001 to 28-7325684 incl.
	79172-05		COVER - Window frame, rear, right	1	28-7425001 and up
-32	99903-05		COVER - Windshield bow, lower, right	1	28-7325001 to 28-7325684 incl.
	79171-02		COVER - Windshield bow, lower, right	1	28-7425001 to 28-7625030 incl.
	79171-13		COVER - Windshield bow, lower, right	1	28-7625031 and up
-33	63149-16		COVER-Windshield bow, upper, left	1	28-7325001 to 28-7625030 incl
	63149-20		COVER - Windshield bow, upper, left	1	28-7625031 and up
	63149-17		COVER -Windshield bow, upper, right	1	28-7325001 to 28-7625030 incl.
	63149-21		COVER -Windshield bow, upper, right	1	28-7625031 and up
-34	78057-00		RETAINER - Window frame, extrusion	12	
-35	99990-00		CAP - Extrusion end	2	28-7325001 to 28-7325684 incl.
-36	99997-00		EXTRUSION - Vinyl	19	
-37	67556-02		TRIM - Windshield, white	1	28-7325001 to 28-7625030 incl.
	67556-04		TRIM - Windshield, white	1	28-7625031 and up

A - Used if gray tinted windows are installed.

When ordering, always specify Part Number, Description, and Serial Number of Aircraft

**PIPER PARTS CATALOG**

Figure and Index Number	Part Number	Code	NOMENCLATURE	No. Req.	SERIAL NUMBERS AFFECTED
23B-38	415 495	W	SCREW - (MS35206-230)	24	
	406 616	W	ANCHOR NUT - (NAS686C06K)	24	
-39	415 536	W	SCREW - (MS35206-246)	8	
	415 537	A,W	SCREW - (MS35206-247)	8	28-7425001 and up
	406 863	W	RIVNUT - (A8K-75)	8	
-40	415 544	W	SCREW - (MS35206-244)	1	
	415 535	A	SCREW - (MS35206-245)	1	28-7425001 and up
-41	415 495	W	SCREW - (MS35206-230)	2	
-42	419 746	W	SCREW - (4 x 1/2" L) Type "A"	4	
	494 001	W	WASHER - (PS10016-4)	4	
-43	581 928		PLUG- (207-200201-00-0103)	9	
<p>A - Used if .250 thick sound reduction windshield is installed.</p> <p>W - These parts must be ordered from Service Spares Department, Piper Aircraft, Lock Haven, Penna.</p>					

When ordering, always specify Part Number, Description, and Serial Number of Aircraft

# PIPER PARTS CATALOG

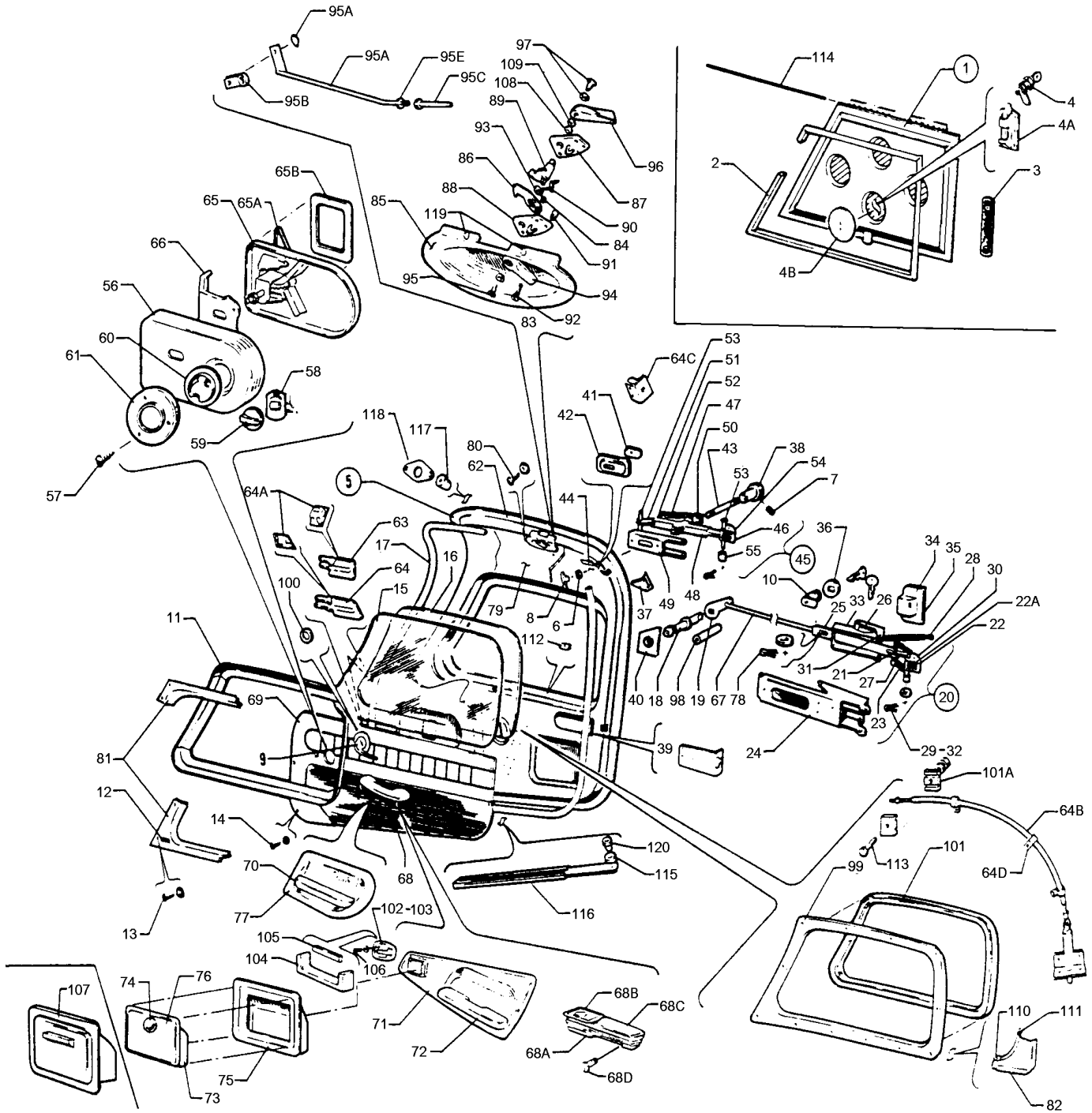


Figure 24. Cabin and Baggage Door Installation  
(See Code "A" On Next Page For Airplane Effectivity)

**PIPER PARTS CATALOG**

Figure and Index Number	Part Number	Code	NOMENCLATURE	No. Req.	SERIAL NUMBERS AFFECTED
24-1	62657-00	B,C	DOOR ASSEMBLY - Baggage compartment	1	
	66793-00	D	DOOR ASSEMBLY - Baggage compartment	1	
	66793-10	E	DOOR ASSEMBLY - Baggage compartment	1	
-2	19063-02	W	* MOULDING - Baggage door (quarter-round type)	9'	
	78741-02		* MOULDING - Baggage door (bulb type) 12.5' long	1	
-3	65440-801		* STRAP ASSEMBLY - Baggage door, white (11 " long)	1	
	65440-07		* STRAP ASSEMBLY - Baggage door, white (11.75" long)	1	
			A- Used on PA-28-140 with serial numbers 28-20002 to 28-7625030 inclusive, PA-28-150, PA-28-160 and PA-28-180 with serial numbers 28-1 to 28-7505261 inclusive, PA-28-235 with serial numbers 28-10003 to 28-7610020 inclusive, PA-28R-180 and PA-28R-200 with serial numbers 28R-30482, 28R-35001 to 28R-7635017 inclusive.		
			B- Used on PA-28-150, PA-28-160 and PA-28-180 with serial numbers 28-1 to 28-5313 inclusive, PA-28R-180 with serial numbers 28R-30005 to 28R-30481 inclusive, 28R-30483 to 28R-31092 inclusive, and PA-28-235 with serial numbers 28-10003 to 28-11227 inclusive.		
			C - Not available Baggage door, P/N 66793-10, will be supplied as a replacement.		
			D- Used on PA-28-180 with serial numbers 28-5314 to 28-5600 inclusive, PA-28R-180 with serial numbers 28R-31093 to 28R-31250 inclusive, PA-28R-200 with serial numbers 28R-30482, 28R-35001 to 28R-35600 inclusive, and PA-28-235 with serial numbers 28-11228 to 28-11300 inclusive.		
			E- Used on PA-28-180 with serial numbers 28-5601 and up, PA-28R-180 with serial numbers 28R-31251 and up, PA-28R-200 with serial numbers 28R-35601 and up, and PA-28-235 with serial numbers 28-11301 and up.		
			W- These parts must be ordered from Service Spares Department, Piper Aircraft, Lock Haven, Penna		

When ordering, always specify Part Number, Description, and Serial Number of Aircraft

**PIPER PARTS CATALOG**

Figure and Index Number	Part Number	Code	NOMENCLATURE	No. Req.	SERIAL NUMBERS AFFECTED
24-4	760 455	D,G,H	KIT - Baggage door lock replacement (with Lock) (for door without push button latch)	1	
	760 456	B,C,D,G	KIT - Baggage door lock conversion (Less lock) (tor door without push button latch)	1	
	66844-00	E,F	LOCK ASSEMBLY - Baggage door (for door with push button latch)	1	
-4a	472 010	E	LATCH - Push button (H38-.064-.460)	1	
-4b	12761-02	W	COVER ASSEMBLY - Lock access (4.75 dia.)	1	
	79452-00		COVER - Lock access (5.75 dia.)	1	
			<p>A- Used on PA-28-140 with serial numbers 28-20002 to 28-7625030 inclusive, PA-28-150, PA-28-160 and PA-28-180 with serial numbers 2B-1 to 28-7505261 inclusive, PA-28-235 with serial numbers 28-10003 to 28-7610020 inclusive, PA-28R-180 and PA-28R-200 with serial numbers 28R-30482, 28R-35001 to 28R-7635017 inclusive.</p> <p>B- If Baggage Door Lock Kit with lock is desired, order Baggage Door Lock Kit 760 4550.</p> <p>C- Used on PA-28-150, PA-28-160 and PA-28-180 with serial numbers 28-1715 to 28-5313 inclusive, PA-28-235 with serial numbers 28-10487 to 28-11227 inclusive, and PA-28R-180 with serial numbers 28R-30005 to 28R-30481 inclusive, 28R-30483 to 28R-31092 inclusive.</p> <p>D- If existing lock striker plate measures 3 1/8" x 3/4" order Lock Assembly, P/N 62937-07, only.</p> <p>E- Used on PA-28-180 with serial numbers 28-5314 and up, PA-28R-180 with serial numbers 28R-31092 and up, PA-28R-200 with serial numbers 28R-30482, 28R-35001 and up, and PA-28-235 with serial numbers 28-11228 and up.</p> <p>F- If matching ignition switch, cabin door lock and baggage door lock are desired- order Kit 470 728.</p> <p>G- Order Lock Assembly, P/N 66844-00, if baggage door incorporates a push button latch.</p> <p>H- Used on PA-28-150, PA-28-160 and PA-28-180 with serial numbers 28-1 to 28-5313 inclusive, and PA-28-235 with serial numbers 28-10033 to 28-11227 inclusive.</p> <p>W- These parts must be ordered from Service Spares Department, Piper Aircraft, Lock Haven Penna.</p>		

When ordering, always specify Part Number, Description, and Serial Number of Aircraft

**PIPER PARTS CATALOG**

Figure and Index Number	Part Number	Code	NOMENCLATURE	No. Req.	SERIAL NUMBERS AFFECTED
24-5	63006-00	C	DOOR ASSEMBLY - Complete	1	28-1 to 28-130 inclusive
	63006-09	C	DOOR ASSEMBLY - Complete	1	28-131 to 28-670 inclusive
	63006-10	C	DOOR ASSEMBLY - Complete	1	28-671 to 28-990 inclusive
	63055-00	C,D	DOOR ASSEMBLY - Complete	1	28-991 to 28-1760 inclusive
	65307-00	C,E	DOOR ASSEMBLY - Complete	1	28-10003 to 28-10675 inclusive
	63055-03	C,G	DOOR ASSEMBLY - Complete	1	28-20002 to 28-21467 inclusive
	65307-00	C,D	DOOR ASSEMBLY - Complete	1	28-1761 to 28-2477 inclusive
	65481-00	C,D	DOOR ASSEMBLY - Complete	1	28-2478 to 28-4377 inclusive
	65481-00	C,E	DOOR ASSEMBLY - Complete	1	28-10676 to 28-10719 inclusive
	63055-04	C,G	DOOR ASSEMBLY - Complete	1	28-21468 to 28-24999 inclusive
	66657-00	C,G	DOOR ASSEMBLY - Complete	1	28-25000 to 28-26400 inclusive
	65631-00	C,E	DOOR ASSEMBLY - Complete	1	28-10720 to 28-11039 inclusive
	65631-06	C,E	DOOR ASSEMBLY - Complete	1	28-11040 to 28-11185 inclusive
	66655-00	C,E	DOOR ASSEMBLY - Complete	1	28-11186 to 28-11300 inclusive
	67306-00	B,C	DOOR ASSEMBLY - Complete		
	66656-02	C,H	DOOR ASSEMBLY - Complete		
	66656-00	C,F	DOOR ASSEMBLY - Complete	1	28-5428 to 28-5600 inclusive
	66848-00	C,F	DOOR ASSEMBLY - Complete	1	28-5601 to 28-7105244 inclusive
	66848-05	C,F	DOOR ASSEMBLY - Complete	1	28-7205001 to 28-7205238 incl.
	78082-02	C,F	DOOR ASSEMBLY - Complete	1	28-7305001 to 28-7305611 incl.
	79209-02	C,F	DOOR ASSEMBLY - Complete	1	28-7405001 and up
	66657-02	C,G	DOOR ASSEMBLY - Complete	1	28-26401 to 28-7125194inclusive
	66848-02	C,J	DOOR ASSEMBLY - Complete		
	66849-00	C E	DOOR ASSEMBLY - Complete	1	28-11301 to 28-7110042inclusive
	66849-03	C E	DOOR ASSEMBLY - Complete	1	28-7210001 to 28-7210033 incl.
	78082-02	C,E	DOOR ASSEMBLY - Complete	1	28-7310001 to 28-7310187 incl.
	79209-02	C,E	DOOR ASSEMBLY - Complete	1	28-7410001 and up
	66657-03	C,G	DOOR ASSEMBLY - Complete	1	28-7125195 to 28-7225612 in.
	78082-00	C,G	DOOR ASSEMBLY - Complete	1	28-7325001 to 28-7325684 incl.
	79209-00	C,G	DOOR ASSEMBLY - Complete	1	28-7425001 and up
	76150-00	C K	DOOR ASSEMBLY - Complete	1	28R-7235001 to 28R-7235330 incl
	78082-06	C K	DOOR ASSEMBLY - Complete	1	28R-7335001 to 28R-7335455 incl.
	79209-03	C,K	DOOR ASSEMBLY - Complete	1	28R-7435001 and up
				A-	Used on PA-28-140 with serial numbers 28-20002 to 28-7625030 inclusive, PA-28-150, PA-28-160 and PA-28-180 with serial numbers 28-1 to 28-7505261 inclusive, PA-28-235 with serial numbers 28-10003 to 28-7610020 inclusive, PA-28R-180 and PA-28R-200 . with serial numbers 28R-30482, 28R-35001 to 28R-7635017 inclusive.
			B-	Used on PA-28-180 with serial numbers 28-4378 to 28-5427 inclusive, and PA-28R-180 with serial numbers 28R-30005 to 28R-30481 inclusive, 28R-30483 to 28R-31250 inclusive.	
			C-	Complete door assembly not available Order component parts.	
			D-	Used on PA-28-150, PA-28-160 and PA-28-180 airplanes only.	
			E-	Used on PA-28-235 airplanes only	
			F-	Used on PA-28-180 airplanes only.	
			G-	Used on PA-28-140 airplanes only	
			H-	Used on PA-28R-200 with serial numbers 28R-30482. 28R-35001 to 28R-35600 inclusive.	
			J-	Used on PA-28R-180 with serial numbers 28R-31251 to 28R-7130019 inclusive, and PA-28R-200 with serial numbers 28R-35601 to 28R-7135238 inclusive.	
			K-	Used on PA-28R-200 airplanes only	

When ordering, always specify Part Number, Description, and Serial Number of Aircraft

**PIPER PARTS CATALOG**

Figure and Index Number	Part Number	Code	NOMENCLATURE	No. Req.	SERIAL NUMBERS AFFECTED
24-6	404 224	D,W	NUT - (AN315-3R)	1	
-7	419 973	D,W	SET SCREW - Socket (8-32 x 9/32 L)	1	
-8	471 080	D,W	KNOB - Tee (KN78A)	1	
-9	464 022	B,W	HANDLE ASSEMBLY - Door (80A-1)	1	
	464 031	C	HANDLE ASSEMBLY - Door (1H287)	1	
	464 046	E	HANDLE ASSEMBLY - Door (113-837-020)	1	
-10	752 301	F,W	LOCK ASSEMBLY - Cabin door	1	
-11	63006-07	G	ANGLE - Door trim	1	
	76158-02	H	ANGLE - Door trim, forward	1	
	76158-00	H	ANGLE - Door trim, upper center	1	
	76159-00	H	ANGLE - Door trim, lower center	1	
	76158-03	H	ANGLE - Door trim, rear	1	
			A- Used on PA-28-140 with serial numbers 28-20002 to 28-7625030 inclusive, PA-28-150, PA-28-160 and PA-28-180 with serial numbers 28-1 to 28-7505261 inclusive, PA-28-235 with serial numbers 28-10003 to 28-7610020 inclusive, PA-28R-180 and PA-28-200 with serial numbers 28R-30482, 28R-35001 to 28R-7635017 inclusive.		
			B- Used on PA-2B-150, PA-28-160 and PA-28-180 with serial numbers 28-1 to 28-4150 inclusive, PA-28-235 with serial numbers 28-10003 to 28-10719 inclusive, and PA-28-140 with serial numbers 28-20002 to 28-24999 inclusive.		
			C- Used on PA-28-150, PA-28-160 and PA-28-180 with serial numbers 284151 to 28-5427 inclusive. PA-28-235 with serial numbers 28-10720 to 28-11185 inclusive, and PA-28R-180 with serial numbers 28R-30005 to 28R-30481 inclusive, 28R-30483 to 28R-31250 inclusive.		
			D- Used on airplanes with serial numbers 28-1 to 28-990 inclusive.		
			E- Used on PA-28-140 with serial numbers 28-25000 and up, PA-28-235 with serial numbers 28-11186 and up, PA-28-180 with serial numbers 28-5428 and up. PA-28R-180 with serial numbers 28R-31251 and up. and PA-28R-200 with serial numbers 28R-30482, 28R-35001 and up.		
			F- If matching cabin door lock, baggage door lock and ignition switch are desired, order Kit 470 728.		
			G- Used on PA-28-140 with serial numbers 28-20002 and up, PA-28-150, PA-28-160 and PA-28-180 with serial numbers 28-1 to 28-7205328 inclusive, PA-28-235 with serial numbers 28-10003 to 28-10719 inclusive, PA-28R-180 with serial numbers 28R-30005 to 28R-7130019 inclusive, and PA-28R-200 with serial numbers 28R-30482, 28R-35001 to 28R-7135238 inclusive.		
			H- Used on PA-28-180 with serial numbers 28-7305001 and up, PA-28-235 with serial numbers 28-7310001 and up, and PA-28R-200 with serial numbers 28R-7235001 and up.		
			W- These parts must be ordered from Service Spares Department, Piper Aircraft, Lock Haven, Penna.		

When ordering, always specify Part Number, Description, and Serial Number of Aircraft



**PIPER PARTS CATALOG**

Figure and Index Number	Part Number	Code	NOMENCLATURE	No. Req.	SERIAL NUMBERS AFFECTED	
24-12	63026-00	B	PLACARD - Door latch	1	28-333 to 28-1760 inclusive	
	63026-00	D	PLACARD - Door latch	1		
	65356-00	G	PLACARD - Door latch	1		
-13	419 692	E,W	SCREW - (6 x 1/2 L) Cover, door trim	8	28-7425001 and up	
	494 003	E,W	WASHER - (6 Finishing) Cover, door trim	8		
-14	419 683	E,W	SCREW - (4 x 1/2 L) Lower door trim	8		
	494 001	E,W	WASHER - 14 Finishing) Lower door trim	8		
-15	63006-06	C	WINDOW - Cabin door (.080 thick)	1		
	79040-00	B	WINDOW - Cabin door (.125 thick)	1		
	76150-04	H	WINDOW - Cabin door (.080 thick)	1		
	76435-00	F	WINDOW - Cabin door (.125 thick)	1		
			A- Used on PA-28-140 with serial numbers 28-20002 to 28-7625030 inclusive, PA-28-150, PA-28-160 and PA-28-180 with serial numbers 28-1 to 28-7505261 inclusive, PA-28-235 with serial numbers 28-10003 to 28-7610020 inclusive, PA-28R-180 and PA-28R-200 with serial numbers 28R-30482, 28R-35001 to 28R-7635017 inclusive.			
			B- Used on PA-28-140 airplanes only.			
			C- Used on PA-28-140 with serial numbers 28-20002 and up, PA-28-150, PA-28-160 and PA-28-180 with serial numbers 28-1 to 28-7205328 inclusive, PA-28-235 with serial numbers 28-10003 to 28-10719 inclusive, PA-28R-180 with serial numbers 28R-30005 to 28R-7130019 inclusive, and PA-28R-200 with serial numbers 28R-30482, 28R-35001 to 28R-7135238 inclusive.			
			D- Used on PA-28-150, PA-28-160 and PA-28-180 airplanes only.			
			E- Used on PA-28-140 with serial numbers 28-20002 to 28-7225612 inclusive, PA-28-150, PA-28-160 and PA-28-180 with serial numbers 28-1 to 28-7205328 inclusive, PA-28-235 with serial numbers 28-10003 to 28-7210033 inclusive, PA-28R-180 with serial numbers 28R-30005 to 28R-7130019 inclusive, and PA-28R-200 with serial numbers 28R-30482. 28R-35001 to 28R-7235330 inclusive.			
			F- Used on PA-28-180 with serial numbers 28-7405001 and up, PA-28-235 with serial numbers 28-7410001 and up, and PA-28R-200 with serial numbers 28R-7435001 and up.			
			G- Used on PA-28-150, PA-28-160 and PA-28-180 with serial numbers 28-1716 to 28-4377 inclusive, and PA-28-235 with serial numbers 28-10003 to 28-10675 inclusive.			
			H- Used on PA-28-180 with serial numbers 28-7305001 and up, PA-28-235 with serial numbers 28-7310001 and up, and PA-28R-200 with serial numbers 28R-7235001 and up.			
			W- These parts must be ordered from Service Spares Department, Lock Haven, Penna			

When ordering, always specify Part Number, Description, and Serial Number of Aircraft

**PIPER PARTS CATALOG**

Figure and Index Number	Part Number	Code	NOMENCLATURE	No. Req.	SERIAL NUMBERS AFFECTED
24-15	66848-04	D,H	WINDOW - Cabin door (.080 thick)	1	
	79040-02	C,D	WINDOW - Cabin door (.125 thick)	1	28-7425001 and up
	76150-02	D,G	WINDOW - Cabin door (.080 thick)	1	
	76435-02	D,F	WINDOW - Cabin door (.125 thick)	1	
	65631-04	E	WINDOW - Cabin door (.060 thick)	1	28-10720 to 28-7210033 inclusive
-16	65631-05	E	WINDOW - Cabin door, outer	1	28-10720 to 28-7210033 inclusive
	66849-02	D,E	WINDOW - Cabin door, outer	1	28-7110001 to 28-7210033 incl.
-17	19063-02	W	MOULDING - Cabin door (quarter-round type)	12.5	
	78741-02		MOULDING - Cabin door (bulb type) 12-5' long	1	
-18	20743-00	B,W	SHAFT - Door handle	1	
-19	20747-00	B,W	LINK - Door latch	1	
-20	68188-00		LATCH ASSEMBLY - Door	1	
-21	14627-03	W	PIN - Door latch	1	
-22	69224-00		TONGUE ASSEMBLY - Door latch	1	
-22A	681 145		ROLL PIN - (MS16562-34)	1	
-23	14635-02	W	SPRING	2	
-24	79434-00		HOUSING ASSEMBLY - Door latch	1	
-25	66654-00		PLATE ASSEMBLY	1	
-26	79594-00		PLATE	1	
-27	81262-68	W	LINK	1	
-28	83302-43	W	SPRING	1	
		A-	Used on PA-28-140 with serial numbers 28-20002 to 28-7625030 inclusive, PA-28-150, PA-28-160 and PA-28-180 with serial numbers 28-1 to 28-7505261 inclusive, PA-28-235 with serial numbers 28-10003 to 28-7610020 inclusive, PA-28R-180 and PA-28R-200 with serial numbers 28R-30482, 28R-35001 to 28R-7635017 inclusive.		
		B-	Used on PA-28-140 with serial numbers 28-20002 to 28-24999 inclusive, PA-28-235 with serial numbers 28-10003 to 28-11185 inclusive, PA-28-150, PA-28-160 and PA-28-180 with serial numbers 28-1 to 28-5427 inclusive, and PA-28R-180 with serial numbers 28R-30005 to 28R-31250 inclusive.		
		C-	Used on PA-28-140 airplanes only.		
		D-	Used if gray tinted window is installed.		
		E-	Used on PA-28-235 airplanes only.		
		F-	Used on PA-28-180 with serial numbers 28-7405001 and up, PA-28-235 with serial numbers 28-7410001 and up, and PA-28R-200 with serial numbers 28R-7435001 and up.		
		G-	Used on PA-28-180 with serial numbers 28-7305001 and up, PA-28-235 with serial numbers 28-7310001 and up, and PA-28R-200 with serial numbers 28R-7235001 and up.		
		H-	Used on PA-28-140 with serial numbers 28-7125001 and up, PA-28-180 with serial numbers 28-7105001 to 28-7205328 inclusive, PA-28R-180 with serial numbers 28R-7130001 to 28R-7130019 inclusive, and PA-28R-200 with serial numbers 28R-7135001 to 28R-7135238 inclusive.		
		W-	These parts must be ordered from Service Spares Department Aircraft, Lock Haven, Penna.		

When ordering, always specify Part Number, Description, and Serial Number of Aircraft

### PIPER PARTS CATALOG

Figure and Index Number	Part Number	Code	NOMENCLATURE	No. Req.	SERIAL NUMBERS AFFECTED
24-29	424 051	W	COTTER PIN - (AN380-2-2)	1	
	424 163	W	PIN - (AN392-53)	1	
	690 640	W	WASHER - (NAS1149FN632P)	1	
-30	480 694	W	ROLL PIN - (59-028-125-05625)	1	
-31	424 162	W	PIN - (AN39249)	1	
-32	424 051	W	COTTER PIN - (AN380-2-2)	1	
	690 640	W	WASHER - (NAS1149FN632P)	1	
	14843-90	W	BUSHING	1	
-33	66641-00		PLATE - Door latch stop	1	
-34	21843 00	W	PLATE - Seal support	1	
-35	21844-00	W	SEAL	1	
-36	21176-00	W	SPACER - Door lock	2	
-37	21208-00	C,W	PLATE - Door latch trim	1	
-38	21209-00	C,W	KNOB - Door latch release	1	
-39	63012-00		PLATE - Door latch trim	1	
-40	65567-00	B	PLATE ASSEMBLY	1	
-41	21474-00	C,W	SEAL ASSEMBLY	2	
-42	21475 00	C,W	PLATE - Door lock	2	
-43	21476-02	C,W	STUD - Door latch	1	
-44	21785-02	D,W	PLACARD - Door lock, gray	1	28-20002 to 28-21467 inclusive
	21785-02	E,W	PLACARD - Door lock, gray	1	28-1 to 28-1760 inclusive
	21785-03	D,W	PLACARD - Door lock, dark brown	1	28-20002 to 28-21467 inclusive
	21785-03	E,W	PLACARD - Door lock, dark brown	1	28-1 to 28-1760 inclusive
<p>A- Used on PA-28-140 with serial numbers 28-20002 to 28-7625030 inclusive, PA-28-150, PA-28-160 and PA-28-180 With serial numbers 28-1 to 28-7505261 inclusive, PA-28-235 with serial numbers 28-10003 to 28-7610020 inclusive, PA-28R-180 and PA-28R-200 with serial numbers 28R-30482, 28R-35001 to 28R-7635017 inclusive.</p> <p>B- Used on PA-28-140 with serial numbers 28-20002 to 28-24999 inclusive, PA-28-235 with serial numbers 28-10003 to 28-11185 inclusive, PA-28-150, PA-28-160 and PA-28-180 with serial numbers 28-1 to 28-5427 inclusive, and PA-28R-180 with serial numbers 28R-30005 to 28R-31250 inclusive.</p> <p>C- Used on airplanes with serial numbers 28-1 to 28-990 inclusive.</p> <p>D- Used on PA-28-140 airplanes one.</p> <p>E- Used on PA-28-150, PA-28-160 and PA-28-180 airplanes only.</p> <p>W- These parts must be ordered from Service Spares Department, Piper Aircraft, Lock Haven, Penna.</p>					

When ordering, always specify Part Number, Description, and Serial Number of Aircraft

**PIPER PARTS CATALOG**

Figure and Index Number	Part Number	Code	NOMENCLATURE	No. Req.	SERIAL NUMBERS AFFECTED
24-44	65347-02	B	PLACARD - Door lock, light brown	1	
	68555-02	F	PLACARD - Door lock. light brown	1	
	68555-05	D	PLACARD - Door lock, white	1	
-45	21881-00	C,W	LATCH ASSEMBLY - auxiliary	1	
-46	14634-00	C,W	TONGUE ASSEMBLY - Auxiliary latch	1	
-47	14635-03	C,W	SPRING	2	
-48	21212-02	C,W	LINK - Actuating	1	
-49	21213-00	C,W	BRACKET ASSEMBLY	1	
-50	21214-00	C,W	SPRING CUP	1	
-51	81262-74	C,W	LINK	1	
-52	424 051	C,W	COTTER PIN - (AN380-2-2)	1	
	424 141	C,W	PIN - (AN380-2-2)	1	
-53	424 155	C,W	PIN - (AN392-35)	2	
	424 051	C,W	COTTER PIN - (AN380-2-2)	2	
-54	480 694	C,W	ROLL PIN - (59-028-125-05625)	1	
-55	82732-75	C,W	BUSHING - Door lock latch	1	
-56	21162-00	E,W	B0X - Ventilator, black	1	
-57	419 746	E,W	SCREW - (4 x 1/2")	3	
			A- Used on PA-28-140 with serial numbers 28-20002 to 28-7625030 inclusive, PA-28-150, PA-28-160 and PA-28-180 with serial numbers 28-1 to 28-7505261 inclusive, PA-28-235 with serial numbers 28-10003 to 28-7610020 inclusive, PA-28R-180 and PA-28R-200 with serial numbers 28R-30482, 28R-35001 to 28R-7635017 inclusive.		
			B- Used on PA-28-150, PA-28-160 and PA-28-180 with serial numbers 28-1761 to 28-2477 inclusive, and PA-28-235 with serial numbers 28-10153 to 28-10675 inclusive.		
			C- Used on airplanes with serial numbers 28-1 to 28-990 inclusive.		
			D- Used on PA-28-140 with serial numbers 28-7125195 and up, PA-28-180 with serial numbers 28-5601 and up, PA-28-235 with serial numbers 28-11301 and up, PA-28R-180 with serial numbers 28R-31251 and up, and PA-28R-200 with serial numbers 28R-35601 and up.		
			E- Used on PA-28-150, PA-28-160 and PA-28-180 with serial numbers 28-1 to 28-2477 inclusive, PA-28-235 with serial numbers 28-10003 to 28-10675 inclusive, and PA-28-140 with serial numbers 28-20002 to 28-24999 inclusive.		
			F- Used on PA-28-150, PA-28-160 and PA-28-180 with serial numbers 28-2478 to 28-5600 inclusive, PA-28-140 with serial numbers 28-21468 to 28-7125194 inclusive, PA-28-235 with serial numbers 28-10676 to 28-11300 inclusive, PA-28R-180 with serial numbers 28R-30005 to 28R-31250 inclusive, and PA-28R-200 with serial numbers 28R-30482, 28R-35001 to 28R-35600 inclusive.		
			W- These parts must be ordered from Service Spares Department, Piper Aircraft, Lock Haven, Penna.		

When ordering, always specify Part Number, Description, and Serial Number of Aircraft

**PIPER PARTS CATALOG**

Figure and Index Number	Part Number	Code	NOMENCLATURE	No. Req.	SERIAL NUMBERS AFFECTED
24-58	21257-04	J,W	PLACARD - Ventilator control knob, gray	1	
	21257-03	J,W	PLACARD - Ventilator control knob, brown	1	
-59	471 088	J	KNOB- Ventilator box, brown	1	
	471 096	J,W	KNOB- Ventilator box, gray	1	
	65287-02	G	KNOB- Ventilator box, red	1	28-10003 to 28-10152 inclusive
	65287-03	G	KNOB- Ventilator box, brown	1	28-10003 to 28-10152 inclusive
	65287-04	G	KNOB- Ventilator box, blue	1	28-10003 to 28-10152 inclusive
	65439-02	B,D	KNOB- Ventilator box, red	1	
	65439-03	B,D	KNOB- Ventilator box, brown	1	
	65439-04	B,D	KNOB- Ventilator box, blue	1	
	65439-05	D	KNOB- Ventilator box, gold	1	
-60	21154-03	H,W	DEFLECTOR- Ventilator air, brown	1	28-1 to 28-1410 inclusive
	21154-04	H,W	DEFLECTOR- Ventilator air, gray	1	28-671 to 28-140 inclusive
	63994-00	F	DEFLECTOR- Ventilator air, brown	1	
	63994-02	E	DEFLECTOR- Ventilator air, gray	1	
	63994-03	G	DEFLECTOR- Ventilator air, red	1	28-10003 to 28-10486 inclusive
	63994-04	G	DEFLECTOR- Ventilator air, blue	1	28-10003 to 28-10486 inclusive
	63994-05	C,D	DEFLECTOR- Ventilator air, red	1	
	63994-06	C,D	DEFLECTOR- Ventilator air, blue	1	
	63994-07	C,D	DEFLECTOR- Ventilator air, brown	1	
	63994-08	D	DEFLECTOR- Ventilator air, tan	1	
			A- Used on PA-28-140 with serial numbers 28-20002 to 28-7625030 inclusive, PA-28-150, PA-28-160 and PA-28-180 with serial numbers 28-1 to 28-7505261 inclusive, PA-28-235 with serial numbers 28-10003 to 28-7610020 inclusive, PA-28R-180 and PA-28R-200 with serial numbers 28R-30482, 28R-35001 to 28R-7635017 inclusive.		
			B- Used on PA-28-150, PA-28-160 and PA-28-180 with serial numbers 28-1761 to 28-2477 inclusive, and PA-28-235 with serial numbers 28-10153 to 28-10675 inclusive.		
			C- Used on PA-28-150, PA-28-160 and PA-28-180 with serial numbers 28-1761 to 28-2477 inclusive, and PA-28-235 with serial numbers 28-10487 to 28-1067 inclusive.		
			D- Used on PA-28-140 with serial numbers 28-21468 to 28-24999 inclusive		
			E- Used on PA-28-150, PA-28-160 and PA-28-180 with serial numbers 28-1411 to 28-1760 inclusive, and PA-28-140 with serial numbers 28-20002 to 28-21487 inclusive.		
			F- Used on PA-28-150, PA-28-160 and PA-28-180 with serial numbers 28-1411 to 28-1760 inclusive, PA-28-235 with serial numbers 28-10003 to 28-10486 inclusive, and PA-28-140 with serial numbers 28-20002 to 28-21467 inclusive.		
			G- Used on PA-28-235 airplanes only.		
			H- Used on PA-28-150, PA-28-160 and PA-28-180 airplanes only.		
			J- Used on PA-28-150, PA-28-160 and PA-28-180 with serial numbers 28-1 to 28-1760 inclusive- and PA-28-140 with serial numbers 28-20002 to 28-21467 inclusive.		
			W- These parts must be ordered from Service Spares Department, Piper Aircraft, Lock Haven, Penna.		

When ordering, always specify Part Number, Description, and Serial Number of Aircraft

**PIPER PARTS CATALOG**

Figure and Index Number	Part Number	Code	NOMENCLATURE	No. Req.	SERIAL NUMBERS AFFECTED
24-61	63152-00		PLATE - Ventilator air deflector	1	28-1 to 28-670 inclusive
	21156-00	K,W	PLATE - Ventilator air deflector	1	
-62	63000-28	E	DOOR ASSEMBLY	1	28-1 to 28-990 inclusive
	63047-07	E	DOOR ASSEMBLY	1	28-991 to 28-1760 inclusive
	63047-07	G	DOOR ASSEMBLY	1	28-20002 to 28-24999 inclusive
	63047-00	E	DOOR ASSEMBLY	1	28-1761 to 28-2477 inclusive
	63047-00	B	DOOR ASSEMBLY	1	28-10003 to 28-10675 inclusive
	63047-13	B	DOOR ASSEMBLY	1	28-10676 to 28-10719 inclusive
	63047-13	E	DOOR ASSEMBLY	1	28-2478 to 28-4377 inclusive
	63047-12	H	DOOR ASSEMBLY	1	
	66652-00	J	DOOR ASSEMBLY	1	
	66652-09	G	DOOR ASSEMBLY	1	28-7325520 and up
	63047-14	D	DOOR ASSEMBLY	1	
	76145-00	F	DOOR ASSEMBLY	1	
	76145-10	C	DOOR ASSEMBLY	1	
			A- Used on PA-28-140 with serial numbers 28-20002 to 28-7625030 inclusive, PA-28-150, PA-28-160 and PA-28-180 with serial numbers 28-1 to 28-7505261 inclusive, PA-28-235 with serial numbers 28-10003 to 28-7610020 inclusive, PA-28R-180 and PA-28R-200 with serial numbers 28R-30482, 28R-35001 to 28R-7635017 inclusive.		
			B- Used on PA-28-235 airplanes only.		
			C- Used on PA-28-180 with serial numbers 28-7305362 and up, PA-28-235 with serial numbers 28-7310128 and up, and PA-28R-200 with serial numbers 28R-7335219 and up.		
			D- Used on PA-28-180 with serial numbers 28-5428 to 28-5600 inclusive, PA-28R-200 with serial numbers 28R-30482, 28R-35001 to 28R-35600 inclusive, and PA-28-235 with serial numbers 28-11186 to 28-11300 inclusive.		
			E- Used on PA-28-150, PA-28-160 and PA-28-180 airplanes one.		
			F- Used on PA-28-180 with serial numbers 28-7305001 to 28-7305361 inclusive, PA-28-235 with serial numbers 28-7310001 to 28-7310127 inclusive, and PA-28R-200 with serial numbers 28R-7235001 to 28R-7335218 inclusive.		
			G- Used on PA-28-140 airplanes only.		
			H - Used on PA-28-180 with serial numbers 28-4378 to 28-5427 inclusive, PA-28-235 with serial numbers 28-10720 to 28-11185 inclusive, and PA-28R-180 with serial numbers 28R-30005 to 28R-31250 inclusive.		
			J- Used on PA-28-140 with serial numbers 28-25000 to 28-7325519 inclusive, PA-28-180 with serial numbers 28-5601 to 28-7205328 inclusive, PA-28R-180 with serial numbers 28R-31251 to 28R-7130019 inclusive, PA-28R-200 with serial numbers 28R-35601 to 28R-7135238 inclusive, and PA-28-235 with serial numbers 28-11301 to 28-7210033 inclusive.		
			K- Used on PA-28-150, PA-28-160 and PA-28-180 with serial numbers 28-671 to 28-2177 inclusive, PA-28-235 with serial numbers 28-10003 to 28-10675 inclusive- and PA-28-140 with serial numbers 28-20002 to 28-24999 inclusive.		
			W- These parts must be ordered from Service Spares Department, Piper Aircraft, Lock Haven. Penna		

When ordering, always specify Part Number, Description, and Serial Number of Aircraft

**PIPER PARTS CATALOG**

Figure and Index Number	Part Number	Code	NOMENCLATURE	No. Req.	SERIAL NUMBERS AFFECTED
24-63	63001-04		HINGE - Cabin door, top	1	28-1 to 28-544 inclusive
	63050-00	C	HINGE - Cabin door, top	1	
	66913-00	B	HINGE - Cabin door, top	1	
	66913-02	E	HINGE - Cabin door, top	1	
	66913-04	D	HINGE - Cabin door, top	1	
-64	63001-05		HINGE - Cabin door, bottom	1	28-1 to 28-544 inclusive
	63051-00	C	HINGE - Cabin door, bottom	1	
	66914-00	B	HINGE - Cabin door, bottom	1	
	66914-02	E	HINGE - Cabin door, bottom	1	
	66914-03	D	HINGE - Cabin door, bottom	1	
-64a	66915-00	B	DOUBLER ASSEMBLY - Floating, top	1	
	66916-00	B	DOUBLER ASSEMBLY - Floating, bottom	1	
			A- Used on PA-28-140 with serial numbers 28-20002 to 28-7625030 inclusive, PA-28-150, PA-28-160 and PA-28-180 with serial numbers 28-1 to 28-7505261 inclusive, PA-28-235 with serial numbers 28-10003 to 28-7610020 inclusive, PA-28R-180 and PA-28R-200 with serial numbers 28R-30482, 28R-35001 to 28R-7635017 inclusive		
			B- Used on PA-28-140 with serial numbers 28-26216 to 28-7325519 inclusive, PA-28-180 with serial numbers 28-5604 to 28-7205328 inclusive, PA-28-180 with serial numbers 28R-31251 to 28R-7130019 inclusive. PA-28R-200 with serial numbers 28R-35386 to 28R-7135238 inclusive, and PA-28-235 with serial numbers 28-11301 to 28-7210033 inclusive.		
			C- Used on PA-28-140 with serial numbers 28-20002 to 28-26215 inclusive, PA-28-150, PA-28-160 and PA-28-180 with serial numbers 28-545 to 28-5603 inclusive, PA-28R-180 with serial numbers 28R-30005 to 28R-31250 inclusive, PA-28R-200 with serial numbers 28R-30482, 28R-35001 to 28R-35385 inclusive, and PA-28-235 with serial numbers 28-10003 to 28-11300 inclusive.		
			D- Used on PA-28-140 with serial numbers 28-7325520 and up, PA-28-180 with serial numbers 28-7305362 and up, PA-28-235 with serial numbers 28-7310128 and up, and PA-28R-200 with serial numbers 28R-7335219 and up.		
			E- Used on PA-28-180 with serial numbers 28-7305001 to 28-7305361 inclusive, PA-28-235 with serial numbers 28-7310001 to 28-7310127 inclusive, and PA-28R-200 with serial numbers 28R-7235001 to 28R-7335218 inclusive.		

When ordering, always specify Part Number, Description, and Serial Number of Aircraft

**PIPER PARTS CATALOG**

Figure and Index Number	Part Number	Code	NOMENCLATURE	No. Req.	SERIAL NUMBERS AFFECTED
24-64b	96863-00	F,G	ACTUATOR ASSEMBLY - Lower door latch	1	
-64c	96872-00	E	BRACKET ASSEMBLY - Upper door Latch	1	
-64d	454 887	F,G,W	CLAMP - (PS10017-1-3)	3	
-65	63025-00	B	DOOR AND ACTUATOR ASSEMBLY - Ventilator	1	
-65a	65799-00	B	DOOR ASSEMBLY - Ventilator	1	
-65b	21407-00	B,W	SEAL - Ventilator door	1	
-66	21409-00	B	BRACKET - Ventilator control mounting	1	
-67	63007-00	C	ROD - Door latch	1	
	99783-00	D	ROD - Door latch	1	
			A- Used on PA-28-140 with serial numbers 28-20002 to 28-7625030 inclusive, PA-28-150, PA-28-160 and PA-28-180 with serial numbers 28-1 to 28-7505261 inclusive, PA-28-235 with serial numbers 28-10003 to 28-7610020 inclusive, PA-28R-180 and PA-28R-200 with serial numbers 28R-30482, 28R-35001 to 28R-7635017 inclusive.		
			B- Used on PA-28-150, PA-28-160 and PA-28-180 with serial numbers 28-1 to 28-2477 inclusive, PA-28-235 with serial numbers 28-10003 to 28-10675 inclusive, and PA-28-140 with serial numbers 28-20002 to 28-24999 inclusive.		
			C- Used on PA-28-140 with serial numbers 28-20002 to 28-24999 inclusive, PA-28-235 with serial numbers 28-10003 to 28-11185 inclusive, PA-28-150, PA-28-160 and PA-28-180 with serial numbers 28-1 to 28-5427 inclusive, and PA-28R-180 with serial numbers 28R-30005 to 28R-31250 inclusive.		
			D- Used on PA-28-140 with serial numbers 28-25000 and up, PA-28-235 with serial numbers 28-11186 and up, PA-28R-180 with serial numbers 28R-31251 and up, and PA-28R-200 with serial numbers 28R-30482, 28R-35001 and up.		
			E- Used on PA-28-180 with serial numbers 28-7305001 and up, PA-28-235 with serial numbers 28-7310001 and up, and PA-28R-200 with serial numbers 28R-7235001 and up.		
			F- Used on PA-28-140 with serial numbers 28-7325033 and up, PA-28-180 with serial numbers 28-7305001 and up, PA-28-235 with serial numbers 28-7310001 and up, and PA-28R-200 with serial numbers 28R-7235001 and up.		
			G- Used on PA-28-140 with serial numbers 28-25000 to 28-7325032 inclusive, PA-28-180 with serial numbers 28-5428 to 28-7205328 inclusive, PA-28-235 with serial numbers 28-11186 to 28-7210033 inclusive, PA-28R-180 with serial numbers 28R-31251 to 28R-7130019 inclusive, and PA-28R-200 with serial numbers 28R-30482. 28R-35001 to 28R-7135238 inclusive if lower door latch is installed.		
			W- These parts must be ordered from Service Spares Department, Piper Aircraft, Lock Haven, Penna.		

When ordering, always specify Part Number, Description, and Serial Number of Aircraft



**PIPER PARTS CATALOG**

Figure and Index Number	Part Number	Code	NOMENCLATURE	No. Req.	SERIAL NUMBERS AFFECTED
24-68	63008-02	D	*ARMREST - Brown	1	
	63008-05	D	* ARMREST - Gray	1	
	63008-12	E	* ARMREST - Red	1	28-21468 to 28-24999 inclusive
	63008-13	E	* ARMREST - Brown	1	28-21468 to 28-24999 inclusive
	63008-14	E	* ARMREST - Blue	1	28-21468 to 28-24999 inclusive
	63008-22	E	* ARMREST - Beige	1	28-20002 to 28-24999 inclusive
-68a	66710-17		* HOUSING ASSEMBLY - Armrest	1	
-68b	763 003	F	* * BOX ASSEMBLY - Ash tray (S-25-AR-C)	1	
-68c	66710-44	F,G	* PAD - Armrest	1	
	66710-21	E	* PAD - Armrest, brown	1	
	66710-26	H	* PAD - Armrest, white	1	
-68d	419 594	F	* SCREW- (AN530-10R36)	2	
-69	63009-05		* PANEL ASSEMBLY - Door trim, brown	1	28-1 to 28-130 inclusive
	63009-18		* PANEL ASSEMBLY - Door trim, brown	1	28-131 to 28-670 inclusive
	63029-00	C,J	* PANEL ASSEMBLY - Door trim	1	28-671 to 28-1760 inclusive
	65308-02	B	* PANEL ASSEMBLY - Door trim, red	1	28-10003 to 28-10094 inclusive
	65308-03	B	* PANEL ASSEMBLY - Door trim, brown	1	28-10003 to 28-10094 inclusive
	65308-04	B	* PANEL ASSEMBLY - Door trim, blue	1	28-10003 to 28-10094 inclusive
	65308-05	B	* PANEL ASSEMBLY - Door trim, red	1	28-10095 to 28-10486 inclusive
	65308-06	B	* PANEL ASSEMBLY - Door trim, brown	1	28-10095 to 28-10486 inclusive
	65308-07	B	* PANEL ASSEMBLY - Door trim, blue	1	28-10095 to 28-10486 inclusive
	62292-02	E	* PANEL ASSEMBLY - Door trim, brown	1	28-20002 to 28-21467 inclusive
	62292-03	E	* PANEL ASSEMBLY - Door trim, gray	1	28-20002 to 28-21467 inclusive
			A- Used on PA-28-140 with serial numbers 28-20002 to 28-7625030 inclusive, PA-28-150, PA-28-160 and PA-28-180 with serial numbers 28-1 to 28-7505261 inclusive, PA-28-235 with serial numbers 28-10003 to 28-7610020 inclusive, PA-28R-180 and PA-28R-200 with serial numbers 28R-30482, 28R-35001 to 28R-7635017 inclusive.		
			B- Used on PA-28-235 airplanes only.		
			C- When ordering, specify color brown or gray.		
			D- Used on PA-28-150, PA-28-160 and PA-28-180 with serial numbers 28-1 to 28-2477 inclusive, PA-28-235 with serial numbers 28-10003 to 28-10675 inclusive, and PA-28-140 with serial numbers 28-20002 to 28-24999 inclusive.		
			E- Used on PA-28-140 airplanes only.		
			F- Used on PA-28-140 with serial numbers 28-25000 and up, PA-28-180 with serial numbers 28-5601 and up, PA-28R-180 with serial numbers 28R-31251 and up, PA-28R-200 with serial numbers 28R-35601 and up, and PA-28-235 with serial numbers 28-11301 and up.		
			G- When ordering, specify color red, blue/green, gold, black or green.		
			H- Used on PA-28-180 with serial numbers 28-5601 and up, PA-28R-180 with serial numbers 28R-31251 and up, PA-28R-200 with serial numbers 28R-35601 and up, and PA-28-235 with serial numbers 28-11301 and up.		
			J- Used on PA-28-150, PA-28-160 and PA-28-180 airplanes only		

When ordering, always specify Part Number, Description, and Serial Number of Aircraft

**PIPER PARTS CATALOG**

Figure and Index Number	Part Number	Code	NOMENCLATURE	No. Req.	SERIAL NUMBERS AFFECTED
24-69	65308-08	D	PANEL ASSEMBLY - Door trim, red	1	
	65308-09	D	PANEL ASSEMBLY - Door trim, brown	1	
	65308-10	D	PANEL ASSEMBLY - Door trim, blue	1	
	65619-02	E	PANEL ASSEMBLY - Door trim, red	1	
	65619-03	E	PANEL ASSEMBLY - Door trim, brown	1	
	65619-04	E	PANEL ASSEMBLY - Door trim, blue	1	
	62292-04	C	PANEL ASSEMBLY - Door trim, red	1	28-21468 to 28-24999 inclusive
	66684-02	C	PANEL ASSEMBLY - Door trim, red	1	28-25000 to 28-26400 inclusive
	66684-06	C	PANEL ASSEMBLY - Door trim, red	1	28-26401 to 28-26956 inclusive
	99149-02	C	PANEL ASSEMBLY - Door trim, red	1	28-7125001 to 28-7125651 incl.
	99149-06	C	PANEL ASSEMBLY - Door trim, red	1	28-7225001 to 28-7225612 incl.
	580 336	C	PANEL ASSEMBLY - Door trim, red	1	28-7325001 to 28-7325684 incl.
	579 819	C	PANEL ASSEMBLY - Door trim, red	1	28-7425001 and up
	62292-05	C	PANEL ASSEMBLY - Door trim, brown	1	28-21468 to 28-24999 inclusive
	66684-03	C	PANEL ASSEMBLY - Door trim, brown	1	28-25000 to 28-26400 inclusive
	66684-07	C	PANEL ASSEMBLY - Door trim, brown	1	28-26401 to 28-26956 inclusive
	99149-05	C	PANEL ASSEMBLY - Door trim, green	1	28-7125001 to 28-7125651 incl.
	99149-09	C	PANEL ASSEMBLY - Door trim, green	1	28-7225001 to 28-7225612 incl.
	580 339	C	PANEL ASSEMBLY - Door trim, green	1	28-7325001 to 28-7325684 incl.
	579 816	C	PANEL ASSEMBLY - Door trim, green	1	28-7425001 and up
	62292-06	C	PANEL ASSEMBLY - Door trim, blue	1	28-21468 to 28-24999 inclusive
	66684-04	C	PANEL ASSEMBLY - Door trim, blue	1	28-25000 to 28-26400 inclusive
	66684-08	C	PANEL ASSEMBLY - Door trim, blue	1	28-26401 to 28-26956 inclusive
	99149-03	C	PANEL ASSEMBLY - Door trim, by	1	28-7125001 to 28-7125051 incl.
	99149-07	C	PANEL ASSEMBLY - Door trim, blue	1	28-7225001 to 28-7225612 incl.
	580 337	C	PANEL ASSEMBLY - Door trim, blue	1	28-7325001 to 28-7325684 incl.
	579 818	C	PANEL ASSEMBLY - Door trim, blue	1	28-7425001 and up
	62292-07	C	PANEL ASSEMBLY - Door trim, beige	1	28-20002 to 28-24999 inclusive
	66684-05	C	PANEL ASSEMBLY - Door trim, beige	1	28-25000 to 28-26400 inclusive
	66684-09	C	PANEL ASSEMBLY - Door trim, beige	1	28-26401 to 28-26956 inclusive
	99149-04	C	PANEL ASSEMBLY - Door trim, beige	1	28-7125001 to 28-7125651 incl.
	99149-08	B,C	PANEL ASSEMBLY - Door trim, beige	1	28-7225001 to 28-7225612 incl.
	580 338	C	PANEL ASSEMBLY - Door trim, gold	1	28-7325001 to 28-7325684 incl.
	579 817	C	PANEL ASSEMBLY - Door trim, gold	1	28-7425001 and up
			A- Used on PA-28-140 with serial numbers 28-20002 to 28-7625030 inclusive, PA-28-150, PA-28-160 and PA-28-180 with serial numbers 28-1 to 28-7505261 inclusive, PA-28-235 with serial numbers 28-10003 to 28-7610020 inclusive, PA-28R-180 and PA-28R-200 with serial numbers 28R-30482, 28R-35001 to 28R-7635017 inclusive.		
			B- If ordering for Flite Liner it will be necessary to specify color beige or gold.		
			C- Used on PA-28-140 airplanes only		
			D- Used on PA-28-150, PA-28-160 and PA-28-180 with serial numbers 28-1761 to 28-2477 inclusive, and PA-28-235 with serial numbers 28-10487 to 28-10675 inclusive.		
			E- Used on PA-28-150, PA-28-160 and PA-28-180 with serial numbers 28-2478 to 28-4377 inclusive, and PA-28-235 with serial numbers 28-10676 to 28-10719 inclusive.		

When ordering, always specify Part Number, Description, and Serial Number of Aircraft

**PIPER PARTS CATALOG**

Figure and Index Number	Part Number	Code	NOMENCLATURE	No. Req.	SERIAL NUMBERS AFFECTED
24-69	67305-02	B	PANEL ASSEMBLY - Door trim, red	1	
	67305-06	D	PANEL ASSEMBLY - Door trim, red	1	
	66936-02	E	PANEL ASSEMBLY - Door trim, red	1	
	66936-08	F	PANEL ASSEMBLY - Door trim, red	1	
	99135-02	H	PANEL ASSEMBLY - Door trim, red	1	
	99659-02	K	PANEL ASSEMBLY - Door trim, red	1	
	580 384	C	PANEL ASSEMBLY - Door trim, red	1	
	579 889	L	PANEL ASSEMBLY - Door trim, red	1	
	99135-03	G	PANEL ASSEMBLY - Door trim, red	1	
	76163-02	J	PANEL ASSEMBLY - Door trim, red	1	28R-7235001 to 28R-7235330 incl.
	580 390	J	PANEL ASSEMBLY - Door trim, red	1	28R-7335001 to 28R-7335455 incl.
	579 883	J	PANEL ASSEMBLY - Door trim, red	1	28R-7435001 and up
	67305-03	B	PANEL ASSEMBLY - Door trim, brown		
	67305-07	D	PANEL ASSEMBLY - Door trim, brown		
			A-	Used on PA-28-140 with serial numbers 28-20002 to 28-7625030 inclusive, PA-28-150, PA-28-160 and PA-28-180 with serial numbers 28-1 to 28-7505261 inclusive, PA-28-235 with serial numbers 28-10003 to 28-7610020 inclusive, PA-28R-180 and PA-28R-200 with serial numbers 28R-30482, 28R-35001 to 28R-7635017 inclusive.	
		B-	Used on PA-28-180 with serial numbers 28-4378 to 28-5427 inclusive, PA-28-235 with serial numbers 28-11040 to 28-11185 inclusive, and PA-28R-180 with serial numbers 28R-30005 to 28R-31250 inclusive.		
		C-	Used on PA-28-180 with serial numbers 28-7305001 to 28-7305611 inclusive, and PA-28-235 with serial numbers 28-7310001 to 28-7310187 inclusive.		
		D-	Used on PA-28-180 with serial numbers 28-5428 to 28-5600 inclusive, PA-28R-200 with serial numbers 28R-30482, 28R-35001 to 28R-35600 inclusive, and PA-28-235 with serial numbers 28-11186 to 28-11300 inclusive.		
		E-	Used on PA-28-180 with serial numbers 28-5601 to 28-5869 inclusive, and PA-28-235 with serial numbers 28-11301 to 28-11393 inclusive.		
		F-	Used on PA-28R-180 with serial numbers 28R-31251 to 28R-31279 inclusive, and PA-28R-200 with serial numbers 28R-35601 to 28R-35830 inclusive.		
		G-	Used on PA-28R-180 with serial numbers 28R-7130001 to 28R-7130019 inclusive, and PA-28R-200 with serial numbers 28R-7135001 to 28R-7135238 inclusive.		
		H-	Used on PA-28-180 with serial numbers 28-7105001 to 28-7105244 inclusive, and PA-28-235 with serial numbers 28-7110001 to 28-7110042 inclusive.		
		J-	Used on PA-28R-200 airplanes only.		
		K-	Used on PA-28-180 with serial numbers 28-7205001 to 28-7205328 inclusive, and PA-28-235 with serial numbers 28-7210001 to 28-7210033 inclusive.		
		L-	Used on PA-28-180 with serial numbers 28-7405001 and up, and PA-28-235 with serial numbers 28-7410001 and up.		

When ordering, always specify Part Number, Description, and Serial Number of Aircraft

**PIPER PARTS CATALOG**

Figure and Index Number	Part Number	Code	NOMENCLATURE	No. Req.	SERIAL NUMBERS AFFECTED
24-69	66936-05	E	PANEL ASSEMBLY - Door trim, green		
	66936-11	F	PANEL ASSEMBLY - Door trim, green		
	99135-08	H	PANEL ASSEMBLY - Door trim, green		
	99659-07	K	PANEL ASSEMBLY - Door trim, green		
	580 389	C	PANEL ASSEMBLY - Door trim, green		
	579 884	L	PANEL ASSEMBLY - Door trim, green		
	99135-09	G	PANEL ASSEMBLY - Door trim, green		
	76163-07	J	PANEL ASSEMBLY - Door trim, green	1	28R-7235001 to 28R-7235330 incl.
	580 395	J	PANEL ASSEMBLY - Door trim, green	1	28R-7335001 to 28R-7335455 incl
	579 878	J	PANEL ASSEMBLY - Door trim, green	1	28R-7435001 and up
	67305-04	B	PANEL ASSEMBLY - Door trim, blue		
	67305-08	D	PANEL ASSEMBLY - Door trim, blue		
	66936-03	E	PANEL ASSEMBLY - Door trim, blue		
	66936-09	F	PANEL ASSEMBLY - Door trim, blue		
	99135-04	H	PANEL ASSEMBLY - Door trim, blue		
	99135-05	G	PANEL ASSEMBLY- Door trim, blue		
			A- Used on PA-28-140 with serial numbers 28-20002 to 28-7625030 inclusive, PA-28-150, PA-28-160 and PA-28-180 with serial numbers 28-1 to 28-7505261 inclusive, PA-28-235 with serial numbers 28-10003 to 28-7610020 inclusive, PA-28R-180 and PA-28R-200 with serial numbers 28R-30482, 28R-35001 to 28R-7635017 inclusive.		
			B- Used on PA-28-180 with serial numbers 28-4378 to 28-5427 inclusive, PA-28-235 with serial numbers 28-11040 to 28-11185 inclusive, and PA-28R-180 with serial numbers 28R-30005 to 28R-30481 inclusive, 28R-30483 to 28R-31250 inclusive.		
			C- Used on PA-28-180 with serial numbers 28-7805001 to 28-7305611 inclusive, and PA-28-235 with serial numbers 28-7310001 to 28-7310187 inclusive.		
			D- Used on PA-28-180 with serial numbers 28-5428 to 28-5600 inclusive, PA-28R-200 with serial numbers 28R-30482, 28R-35001 to 28R-35600 inclusive, and PA-28-235 with serial numbers 28-11186 to 28-11300 inclusive.		
			E- Used on PA-28-180 with serial numbers 28-5601 to 28-5869 inclusive, and PA-28-235 with serial numbers 28-11301 to 28-11393 inclusive.		
			F- Used on PA-28R-180 with serial numbers 28R-31251 to 28R-31279 inclusive, and PA-28R-200 with serial numbers 28R-35601 to 28R-35830 inclusive.		
			G- Used on PA-28R-180 with serial numbers 28R-7130001 to 28R-7130019 inclusive, and PA-28R-200 with serial numbers 28R-7135001 to 28R-7135238 inclusive.		
			H- Used on PA-28-180 with serial numbers 28-7105001 to 28-7105244 inclusive, and PA-28-235 with serial numbers 28-7110001 to 28-7110042 inclusive.		
			J- Used on PA-28R-200 airplanes only.		
			K- Used on PA-28-180 with serial numbers 28-7205001 to 28-7205328 inclusive, and PA-28-235 with serial numbers 28-7210001 to 28-7210033 inclusive.		
			L- Used on PA-28-180 with serial numbers 28-7405001 and up. and PA-28-235 with serial numbers 28-7410001 and up.		

When ordering, always specify Part Number, Description, and Serial Number of Aircraft

**PIPER PARTS CATALOG**

Figure and Index Number	Part Number	Code	NOMENCLATURE	No. Req.	SERIAL NUMBERS AFFECTED	
24-69	76163-03	J	PANEL ASSEMBLY - Door trim, blue/green	1	28R-7235001 to 28R-7235330incl.	
	580 391	J	PANEL ASSEMBLY - Door trim, blue/green	1	28R-7335001 to 2BR-7335455incl.	
	579 882	J	PANEL ASSEMBLY - Door trim, blue/green	1	28R-7435001 and up	
	99659-03	K	PANEL ASSEMBLY - Door trim, blue/green	1		
	580 385	B	PANEL ASSEMBLY - Door trim, blue/green	1		
	579 888	L	PANEL ASSEMBLY - Door trim, blue/green	1		
	67305-05	C	PANEL ASSEMBLY - Door trim, beige	1		
	67305-09	D	PANEL ASSEMBLY - Door trim, beige	1		
	66936-04	E	PANEL ASSEMBLY - Door trim, beige	1		
	66936-10	F	PANEL ASSEMBLY - Door trim, beige	1		
	99135-06	H	PANEL ASSEMBLY - Door trim, beige	1		
	99135-07	G	PANEL ASSEMBLY - Door trim, beige	1		
	76163-04	J	PANEL ASSEMBLY - Door trim, gold	1	28R-7235001 to 28R-7235330incl.	
	580 392	J	PANEL ASSEMBLY - Door trim, gold	1	28R-7335001 to 28R-7335455 incl.	
	579 881	J	PANEL ASSEMBLY - Door trim, gold	1	28R-7435001 and up	
	99659-04	K	PANEL ASSEMBLY - Door trim, gold	1		
	580 386	B	PANEL ASSEMBLY - Door trim, gold	1		
	579 887	L	PANEL ASSEMBLY - Door trim, gold	1		
			A-	Used on PA-28-140 with serial numbers 28-20002 to 28-7625030 inclusive, PA-28-150, PA-28-160 and PA-28-180 with serial numbers 28-1 to 28-7505261 inclusive, PA-28-235 with serial numbers 28-10003 to 28-7610020 inclusive, PA-28R-180 and PA-28R-200 with serial numbers 28R-30482, 28R-35001 to 28R-7635017 inclusive.		
			B-	Used on PA-28-180 with serial numbers 28-7305001 to 28-7305611 inclusive, and PA-28-235 with serial numbers 28-7310001 to 28-7310187 inclusive.		
		C-	Used on PA-28-180 with serial numbers 28-4378 to 28-5427 inclusive, PA-28-235 with serial numbers 28-11040 to 28-11185 inclusive, and PA-28R-180 with serial numbers 28R-30005 to 28R-30481 inclusive, 28R-30483 to 28R-31250 inclusive.			
		D-	Used on PA-28-180 with serial numbers 28-5428 to 28-5600 inclusive, PA-28R-200 with serial numbers 28R-30482, 28R-35001 to 28R-35600 inclusive, and PA-28-235 with serial numbers 28-11186 to 28-11300 inclusive.			
		E-	Used on PA-28-180 with serial numbers 28-5601 to 28-5869 inclusive, and PA-28-235 with serial numbers 28-11301 to 28-11393 inclusive.			
		F-	Used on PA-28R-180 with serial numbers 2BR-31251 to 28R-31279 inclusive, and PA-28R-200 with serial numbers 28R-35601 to 28R-35830 inclusive.			
		G-	Used on PA-28R-180 with serial numbers 28R-7130001 to 28R-7130019 inclusive, and PA-28R-200 with serial numbers 28R-7135001 to 28R-7135238 inclusive.			
		H-	Used on PA-28-180 with serial numbers 28-7105001 to 28-7105244 inclusive, and PA-28-235 with serial numbers 28-7110001 to 28-7110042 inclusive.			
		J-	Used on PA-28R-200 airplanes only.			
		K-	Used on PA-28-180 with serial numbers 28-7205001 to 2B-7205328 inclusive, and PA-28-235 with serial numbers 28-7210001 to 28-7210033 inclusive.			
		L-	Used on PA-28-180 with serial numbers 28-7405001 and up, and PA-28-235 with serial numbers 28-7410001 and up.			

When ordering, always specify Part Number, Description, and Serial Number of Aircraft

**PIPER PARTS CATALOG**

Figure and Index Number	Part Number	Code	NOMENCLATURE	No. Req.	SERIAL NUMBERS AFFECTED	
24-69	67305-10	C	PANEL ASSEMBLY - Door trim, black	1		
	66936-06	E	PANEL ASSEMBLY - Door trim, black	1		
	66936-12	F	PANEL ASSEMBLY - Door trim, black	1		
	99135-10	H	PANEL ASSEMBLY - Door trim, black	1		
	99135-11	J	PANEL ASSEMBLY - Door trim, black	1		
	76163-05	D	PANEL ASSEMBLY - Door trim, black	1	28R-7235001 to 28R-7235330incl.	
	580 393	D	PANEL ASSEMBLY - Door trim, black	1	28R-7335001 to 28R-7335455incl.	
	579 880	D	PANEL ASSEMBLY - Door trim, black	1	28R-7435001 and up	
	99659-05	G	PANEL ASSEMBLY - Door trim, black	1		
	580 387	B	PANEL ASSEMBLY - Door trim, black	1		
	579 886	K	PANEL ASSEMBLY - Door trim, black	1		
	67305-11	C	PANEL ASSEMBLY - Door trim, white	1		
	66936-07	E	PANEL ASSEMBLY - Door trim, white	1		
	66936-13	F	PANEL ASSEMBLY - Door trim, white	1		
	99135-12	H	PANEL ASSEMBLY - Door trim, white	1		
	99135-13	J	PANEL ASSEMBLY - Door trim, white	1		
	76163-06	D	PANEL ASSEMBLY - Door trim, white	1	28R-7235001 to 28R-7235330 incl.	
	580 394	D	PANEL ASSEMBLY - Door trim, white	1	28R-7335001 to 28R-7335455incl.	
	579 870	D	PANEL ASSEMBLY - Door trim, white	1	28R-7435001 and up	
	99659-06	G	PANEL ASSEMBLY - Door trim, white	1		
	580 388	B	PANEL ASSEMBLY - Door trim, white	1		
	579 885	K	PANEL ASSEMBLY - Door trim, white	1		
				A- Used on PA-28-140 with serial numbers 28-20002 to 28-7625030 inclusive, PA-28-150, PA-28-160 and PA-28-180 with serial numbers 28-1 to 28-7505261 inclusive, PA-28-235 with serial numbers 28-10003 to 28-7610020 inclusive, PA-28R-180 and PA-28R-200 with serial numbers 28R-30482, 28R-35001 to 28R-7635017 inclusive.		
				B- Used on PA-28-180 with serial numbers 28-7305001 to 28-7305611 inclusive, and PA-28-235 with serial numbers 28-7310001 to 28-7310187 inclusive.		
				C- Used on PA-28R-200 with serial numbers 28R-30482, 28R-35001 to 28R-35600 inclusive.		
				D - Used on PA-28R-200 airplanes only.		
			E- Used on PA-28-180 with serial numbers 28-5601 to 28-5869 inclusive, and PA-28-235 with serial numbers 28-11301 to 28-11393 inclusive.			
			F- Used on PA-28R-180 with serial numbers 28R-31251 to 28R-31279 inclusive. and PA-28R-200 with serial numbers 28R-35601 to 28R-35830 inclusive.			
			G- Used on PA-28-180 with serial numbers 28-7205001 to 28-7205328 inclusive, and PA-28-235 with serial numbers 28-7210001 to 28-7210033 inclusive.			
			H- Used on PA-28-180 with serial numbers 28-7105001 to 28-7105244 inclusive, and PA-28-235 with serial numbers 28-7110001 to 28-7110042 inclusive.			
			J- Used on PA-28R-180 with serial numbers 28R-7130001 to 28R-7130019 inclusive, and PA-28R-200 with serial numbers 28R-7135001 to 28R-7135238 inclusive.			
			K- Used on PA-28-180 with serial numbers 28-7405001 and up. and PA-28-235 with serial numbers 28-7410001 and up.			

When ordering, always specify Part Number, Description, and Serial Number of Aircraft

**PIPER PARTS CATALOG**

Figure and Index Number	Part Number	Code	NOMENCLATURE	No. Req.	SERIAL NUMBERS AFFECTED
24-70	65338-02	B	ARMREST- Red	1	
	65338-03	B	ARMREST- Brown	1	
	65338-04	B	ARMREST- Blue	1	
-71	68484-01	D	PAN - Armrest	1	
-72	6B492-05	D	PAD ASSEMBLY - Armrest, red	1	
	68492-09	D	PAD ASSEMBLY - Armrest, brown	1	
	68492-13	D	PAD ASSEMBLY - Armrest, blue	1	
	68492-15	G	PAD ASSEMBLY - Armrest, beige	1	
	68492-19	F	PAD ASSEMBLY - Armrest, black	1	
	68492-21	F	PAD ASSEMBLY - Armrest, white	1	
-73	453 141	C,W	BOX - Ash (j947478)	1	
-74	65286-05	C	KNOB - Ash box, red	1	
	65286-06	C	KNOB - Ash box, blue	1	
	65286-07	C	KNOB - Ash box, brown	1	
	65286-08	E	KNOB - Ash box, tan	1	
-75	484 385	C,W	RETAINER - Ash box (947483)	1	
-76	65304-00	C	PANEL- Ash box	1	
			A- Used on PA-28-140 with serial numbers 28-20002 to 28-7625030 inclusive, PA-28-150, PA-28-160 and PA-28-180 with serial numbers 28-1 to 28-7505261 inclusive, PA-28-235 with serial numbers 28-10003 to 28-7610020 inclusive, PA-28R-180 and PA-28R-200 with serial numbers 28R-30482, 28R-35001 to 28R-7635017 inclusive.		
			B- Used on PA-28-235 with serial numbers 28-10003 to 28-10719 inclusive, and PA-28-150, PA-28-160 and PA-28-180 with serial numbers 28-1761 to 28-4377 inclusive.		
			C- Used on PA-28-180 with serial numbers 28-4378 to 28-5600 inclusive, PA-28-235 with serial numbers 28-10720 to 28-11300 inclusive, and PA-28R-180 with serial numbers 28R-30005 to 28R-31250 inclusive.		
			D- Used on PA-28-180 with serial numbers 28-4378 to 28-5600 inclusive, PA-28-235 with serial numbers 28-10720 to 28-11300 inclusive, PA-28R-180 with serial numbers 28R-30005 to 28R-31250 inclusive, and PA-28R-200 with serial numbers 28R-30482, 28R-35001 to 28R-35600 inclusive.		
			E- Used on PA-28-180 with serial numbers 28-4378 to 28-5600 inclusive, PA-28-235 with serial numbers 28-11040 to 28-11300 inclusive, and PA-28R-180 with serial numbers 28R-30005 to 28R-31250 inclusive.		
			F- Used on PA-28R-200 with serial numbers 28R-30482, 28R-35001 to 28R-35600 inclusive.		
			G- Used on PA-28-180 with serial numbers 28-4378 to 28-5600 inclusive, PA-28-235 with serial numbers 28-11040 to 28-11300 inclusive, PA-28R-180 with serial numbers 28R-30005 to 28R-31250 inclusive, and PA-28R-200 with serial numbers 28R-30482, 28R-35001 to 28R-35600 inclusive.		
			W- These parts must be ordered from Service Spares Department, Piper Aircraft, Lock Haven, Penna.		

When ordering, always specify Part Number, Description, and Serial Number of Aircraft

**PIPER PARTS CATALOG**

Figure and Index Number	Part Number	Code	NOMENCLATURE	No. Req.	SERIAL NUMBERS AFFECTED	
24-77	65238-07	D	PANEL - Armrest, red	1	28-10003 to 28-10486 inclusive	
	65238-03	D	PANEL - Armrest, brown	1	28-10003 to 28-10486 inclusive	
	65238-05	D	PANEL - Armrest, blue	1	28-10003 to 28-10486 inclusive	
	65238-13	E	PANEL - Armrest, red	1		
	65238-09	E	PANEL - Armrest, brown	1		
	65238-11	E	PANEL - Armrest, blue	1		
-78	80122-05	C,W	WASHER	2		
	424 051	C,W	COTTER PIN - (AN380-2-2)	2		
	587 221	B	SPRING - (113-837-199)	1		
-79	63150-00		PANEL - Door, top, brown	1	28-6 to 28-670 inclusive. 28-932 to 28-990 inclusive	
	63150-04	G	PANEL - Door, top	1	28-671 to 28-931 inclusive	
	63187-06	H	PANEL - Door, top, brown	1	28-991 to 28-1760 inclusive	
	63187-06	F	PANEL - Door, top, brown	1	28-20002 to 28-21045 inclusive	
	63187-07	H	PANEL - Door, top, gray	1	28-991 to 28-1760 inclusive	
	63187-07	F	PANEL - Door, top, gray	1	28-20002 to 28-21045 inclusive	
	A-			Used on PA-28-140 with serial numbers 28-20002 to 28-7625030 inclusive, PA-28-150, PA-28-160 and PA-28-180 with serial numbers 28-1 to 28-7505261 inclusive, PA-28-235 with serial numbers 28-10003 to 28-7610020 inclusive, PA-28R-180 and PA-28R-200 with serial numbers 28R-30482, 28R-35001 to 28R-7635017 inclusive.		
	B-			Used on PA-28-140 with serial numbers 28-25000 and up, PA-28-235 with serial numbers 28-11186 and up, PA-28-180 with serial numbers 28-5428 and up, PA-28R-200 with serial numbers 28R-30482, 28R-35001 and up, and PA-28R-180 with serial numbers 28R-31251 and up.		
	C-			Used on PA-28-150, PA-28-160 and PA-28-180 with serial numbers 28-1 to 28-5427 inclusive, PA-28R-180 with serial numbers 28R-30005 to 28R-31250 inclusive, PA-28-140 with serial numbers 28-20002 to 28-24999 inclusive, and PA-28-235 with serial numbers 28-10003 to 28-11185 inclusive.		
	D-			Used on PA-28-235 airplanes only.		
E-			Used on PA-28-150, PA-28-160 and PA-28-180 with serial numbers 28-1761 to 28-4377 inclusive, and PA-28-235 with serial numbers 28-10487 to 28-10719 inclusive.			
F-			Used on PA-28-140 airplanes only.			
G-			When ordering, specify color brown or gray.			
H-			Used on PA-28-150, PA-28-160 and PA-28-180 airplanes only.			
W-			These parts must be ordered from Service Spares Department, Piper Aircraft, Lock Haven, Penna.			

When ordering, always specify Part Number, Description, and Serial Number of Aircraft



**PIPER PARTS CATALOG**

Figure and Index Number	Part Number	Code	NOMENCLATURE	No. Req.	SERIAL NUMBERS AFFECTED
24-79	63187-11	B	PANEL - Door, top, sand	1	
	63187-12	D	PANEL - Door, top, white	1	
	76162-00	C	PANEL - Door, top, white	1	28R-7235001 to 28R-7235330 incl.
-80	419 683	W	SCREW - (4 x 1/2) Door panel, top	5	28-6 and up
	494 001	W	WASHER - (4 Finishing) Door panel, top	5	28-6 and up
-81	63151-02	E	COVER - Door trim, window, bottom	1	
	76193-00	C	COVER - Door trim, window, bottom	1	28R-7235001 to 28R-7235330 incl.
	63151-03	E	COVER - Door trim, window, top	1	
	76193-02	C	COVER - Door trim, window, top	1	28R-7235001 to 28R-7235330 incl.
	78082-04	F	COVER - Door trim, window, complete	1	28-7325001 to 28-7325684 incl.
	79209-09	F	COVER - Door trim, window, complete	1	28-7425001 and up
	78082-05	H	COVER - Door trim, window, complete	1	
	79209-10	G	COVER - Door trim, Window, complete	1	
			A- Used on PA-28-140 with serial numbers 28-20002 to 28-7625030 inclusive, PA-28-150, PA-28-160 and PA-28-180 with serial numbers 28-1 to 28-7505261 inclusive, PA-28-235 with serial numbers 28-10003 to 28-7610020 inclusive, PA-28R-180 and PA-28R-200 with serial numbers 28R-30482, 28R-35001 to 28R-7635017 inclusive.		
			B- Used on PA-28-150, PA-28-160 and PA-28-180 with serial numbers 28-1761 to 28-5600 inclusive, PA-28-235 with serial numbers 28-10003 to 28-11300 inclusive, PA-28R-180 with serial numbers 28R-30005 to 28R-31250 inclusive, PA-28R-200 with serial numbers 28R-30482, 28R-35001 to 28R-35600 inclusive, and - PA-28-140 with serial numbers 28-21046 to 28-7125194 inclusive.		
			C- Used on PA-28R-200 airplanes only.		
			D- Used on PA-28-140 with serial numbers 28-7125195 to 28-7225612 inclusive, PA-28-180 with serial numbers 28-5601 to 28-7205328 inclusive, PA-28-235 with serial numbers 28-11301 to 28-7210033 inclusive, PA-28R-180 with serial numbers 28R-31251 to 28R-7130019 inclusive, and PA-28R-200 with serial numbers 28R-35601 to 28R-7135238 inclusive.		
			E- Used on PA-28-140 with serial numbers 28-20002 to 28-7225612 inclusive, PA-28-150, PA-28-160 and - PA-28-180 with serial numbers 28-1 to 28-7205328 inclusive, PA-28-235 with serial numbers 28-10003 to 28-10719 inclusive, PA-28R-180 with serial numbers 28R-30005 to 28R-7130019 inclusive, and PA-28R-200 with serial numbers 28R-30482, 28R-35001 to 28R-7135238 inclusive.		
			F- Used on PA-28-140 airplanes only.		
			G- Used on PA-28-180 with serial numbers 28-7405001 and up, PA-28-235 with serial numbers 28-7410001 and up, and PA-28R-200 with serial numbers 28R-7435001 and up.		
			H- Used on PA-28-180 with serial numbers 28-7305001 to 28-7305611 inclusive, PA-28-235 with serial numbers 28-7310001 to 28-7310187 inclusive, and PA-28R-200 with serial numbers 28R-7335001 to 28R-7335455 inclusive.		
			W-These parts must be ordered from Service Spares Department, Piper Aircraft, Lock Haven, Penna.		

When ordering, always specify Part Number, Description, and Serial Number of Aircraft

**PIPER PARTS CATALOG**

Figure and Index Number	Part Number	Code	NOMENCLATURE	No. Req.	SERIAL NUMBERS AFFECTED
24-82	78057-00	E.H	RETAINER - Door panel	1	
-83	63034-00	G	LATCH ASSEMBLY - Door, auxiliary, sand handle	1	
	63034-02	G	LATCH ASSEMBLY - Door, auxiliary, white handle	1	
	96919-00	F	LATCH ASSEMBLY - Door, auxiliary, white handle	1	
-84	62833-06	D	WASHER	1	
-85	63035-00	C	PAN - Door latch	1	
	68180-00	B	PAN - Door latch	1	
-86	63036-00	D	HOOK ASSEMBLY - Door latch	1	
-87	63041-00	C	PLATE - Door latch	1	
	68179-00	B	PLATE - Door latch	1	
-88	63041-02	C	PLATE - Door latch	1	
	68179-02	B	PLATE - Door latch	1	
-89	63042-03	G	CAM - Door latch	1	
	63042-02	F	CAM - Door latch	1	
-90	63045-00	D	SPRING - Door latch	1	
-91	63900-50	D	BUSHING	3	
			A- Used on PA-28-140 with serial numbers 28-20002 to 28-7625030 inclusive, PA-28-150, PA-28-160 and PA-28-180 with serial numbers 28-1 to 28-7505261 inclusive, PA-28-235 with serial numbers 28-10003 to 28-76100-20 inclusive. PA-28R-180 and PA-28R-200 with serial numbers 28R-30482, 28R-35001 to 28R-7635017 inclusive.		
			B- Used on PA-28-150, PA-28-160 and PA-28-180 with serial numbers 28-2578 and up, PA-28-140 with serial numbers 28-21096 and up, PA-28-235 with serial numbers 28-10736 and up, PA-28R-180 and PA-28R-200 airplanes.		
			C- Used on PA-28-150, PA-28-160 and PA-28-180 with serial numbers 28-991 to 28-2577 inclusive. PA-28-235 with serial numbers 28-10003 to 28-10735 inclusive, and PA-28-140 with serial numbers 28-20002 to 28-21095 inclusive.		
			D- Used on airplanes with serial numbers 28-991 and up.		
			E- Used on PA-28-140 with serial numbers 28-7325001 to 28-7325684 inclusive.		
			F- Used on PA-28-180 with serial numbers 28-7305001 and up, PA-28-235 with serial numbers 28-7310001 and up, and PA-28R-200 with serial numbers 281-7235001 and up.		
			G- Used on PA-28-140 with serial numbers 28-20002 and up, PA-28-150, PA-28-160 and PA-28-180 with serial numbers 28-991 to 28-7205328 inclusive, PA-28R-180 with serial numbers 28R-30005 to 28R-7130019 inclusive, PA-28R-200 with serial numbers 28R-30482, 28R-35001 to 28R-7135238 inclusive, and PA-28-235 with serial numbers 28-10003 to 28-7210033 inclusive.		
			H- Used on PA-28-180 with serial numbers 28-7305001 to 28-7305611 inclusive, PA-28-235 with serial numbers 28-7310001 to 28-7310187 inclusive, and PA-28R-200 with serial numbers 28R-7335001 to 28R-7335455 inclusive.		

When ordering, always specify Part Number, Description, and Serial Number of Aircraft

### PIPER PARTS CATALOG

Figure and Index Number	Part Number	Code	NOMENCLATURE	No. Req.	SERIAL NUMBERS AFFECTED
24-92	414 769	F,W	SCREW - (AN507-832R14)	3	
	404 529	F,W	NUT - (MS21042-08)	3	
-93	690 631	F,W	WASHER - (NAS1149F0863P)	1	
-94	63039-02	F	HANDLE - Door, auxiliary, sand	1	
	63039-00	F	HANDLE - Door, auxiliary, white	1	
-95	415 179		SCREW - (AN526C-832R8)	1	
	690 619	F,W	WASHER - Door handle (NAS1149F0532P)	1	
-95a	96869-00	D	ROD ASSEMBLY - Upper latch	1	
-95b	96870-00	D	BRACKET ASSEMBLY - Rod attachment	1	
-95c	96868-00	D	PIN - Upper latch	1	
-95d	484 830	D	RING - Retainer (5115-25MD)	1	
-95e	404 224	D.W	NUT - (AN315-3R)	1	
-96	63039-00	F	HANDLE - Door, auxiliary, white	1	
-97	415 378		SCREW - (MS51957-45)	1	
	690 643	W	WASHER - (NAS1149C0532P)	1	
-98	14843-70	W	BUSHING - Door latch	1	28-1 to 28-670 inclusive
-99	65668-00	C	PANEL - Door window, sand	1	28-10720 to 28-11300 inclusive
	65668-02	C	PANEL - Door window, white	1	28-11301 to 28-7210033 inclusive
-100	62833-20	E	WASHER - Door handle	1	
-101	65177-00	C	RETAINER - Inner window	1	28-10720 to 28-7210033 inclusive
-101a	96864-00	B.G	CLAMP - Lower door latch	2	
			A- Used on PA-28-140 with serial numbers 28-20002 to 28-7625030 inclusive, PA-28-150, PA-28-160 and PA-28-180 with serial numbers 28-1 to 28-7505261 inclusive, PA-28-235 with serial numbers 28-10003 to 28-7610020 inclusive, PA-28R-180 and PA-28R-200 with serial numbers 28R-30482, 28R-35001 to 28R-7635017 inclusive.		
			B- Used on PA-28-140 with serial numbers 28-7325033 and up, PA-28-180 with serial numbers 28-7305001 and up, PA-28-235 with serial numbers 28-7310001 and up, and PA-28R-200 with serial numbers 28R-7235001 and up		
			C- Used on PA-28-235 airplanes only.		
			D- Used on PA-28-180 with serial numbers 28-7305001 and up, PA-28-235 with serial numbers 28-7310001 and up, and PA-28R-200 with serial numbers 28R-7235001 and up.		
			E- Used on PA-28-180 with serial numbers 28-4378 to 2B-5427 inclusive, PA-28-235 with serial numbers 28-10720 to 28-11185 inclusive, and PA-28R-180 with serial numbers 28R-30005 to 28R-30481 inclusive. 28R-30482 to 28R-31250 inclusive.		
			F- Used on airplanes with serial numbers 28-991 and up.		
			G- Used on PA-28-140 with serial numbers 28-25000 to 28-7325032 inclusive, PA-28-180 with serial numbers 28-5428 to 28-7205328 inclusive, PA-28-235 with serial numbers 28-11186 to 28-7210033 inclusive, PA-28R-180 with serial numbers 28R-31251 to 28R-7130019 inclusive, and PA-28R-200 with serial numbers 28R-30482, 28R-35001 to 28R-7135238 inclusive if lower door latch is installed.		
			W- These parts must be ordered from Service Spares Department, Piper Aircraft, Lock Haven, Penna.		

When ordering, always specify Part Number, Description, and Serial Number of Aircraft

**PIPER PARTS CATALOG**

Figure and Index Number	Part Number	Code	NOMENCLATURE	No. Req.	SERIAL NUMBERS AFFECTED
24-102	459 441	C	ESCUTCHEON - (113-837-239B)	1	
-103	581 489	C	TRIM PLATE - Black (311-837-247)	1	
-104	66647-00	F	SPACER - Door handle	1	
-105	66648-00	G	SPACER - Door handle	1	
-106	410 023	C	SCREW - (MS24694-S6)	1	
	494 141	C	WASHER -(N00-012-1131)	1	
-107	489 388	B	ASH RECEIVER - (Complete) Chrome (2A20580)	1	
-108	62833-21		WASHER - Neophrane	1	
-109	407 680	W	WASHER - (AN960C-816)	1	
-110	99990-00	E	CAP - Extrusion end	2	
-111	99997-00	D	EXTRUSION - vinyl	6'	
-112	99943-00	D	RETAINER - Side panel	2	
			A- Used on PA-28-140 with serial numbers 28-20002 to 28-7625030 inclusive, PA-28-150, PA-28-160 and PA-28-180 with serial numbers 28-1 to 28-7505261 inclusive, PA-28-235 with serial numbers 28-10003 to 28-7610020 inclusive, PA-28R-180 and PA-28R-200 with serial numbers 28R-30482, 28R-35001 to 28R-7635017 inclusive.		
			B- Used on PA-28R-200 with serial numbers 28R-30482, 28R-35001 to 28R-35600 inclusive.		
			C- Used on PA-28-140 with serial numbers 28-25000 and up, PA-28-235 with serial numbers 28-11186 and up, PA-28-180 with serial numbers 28-5428 and up, PA-28R-180 with serial numbers 28R-31251 and up, and PA-28R-200 with serial numbers 28R-30482, 28R-35001 and up.		
			D - Used on PA-28-140 with serial numbers 28-7325001 and up, PA-28-180 with serial numbers 28-7305001 and up, PA-28-235 with serial numbers 28-7310001 and up, and PA-28R-200 with serial numbers 28R-7335001 and up.		
			E- Used on PA-28- 140 with serial numbers 28-7325001 to 28-7325684 inclusive, PA-28-180 with serial numbers 28-7305001 to 28-7305611 inclusive, PA-28-235 with serial numbers 28-7310001 to 28-7310187 inclusive, and PA-28R-200 with serial numbers 28R-7335001 to 28R-7335455 inclusive.		
			F- Used on PA-28-140 with serial numbers 28-25000 and up, PA-28-235 with serial numbers 28-11186 to 28-7210033 inclusive, PA-28-180 with serial numbers 28-5428 to 28-7205328 inclusive, PA-28R-180 with serial numbers 28R-31251 and up, and PA-28R-200 with serial numbers 28R-30482, 28R-35001 to 28R-7135238 inclusive.		
			G- Used on PA-28-140 with serial numbers 28-25000 and up, PA-28-235 with serial numbers 28-11186 to 28-7210033 inclusive, PA-28-180 with serial numbers 28-5428 to 28-7205328 inclusive, PA-28R-180 with serial numbers 28R-31251 to 28R-7130019 inclusive, and PA-28R-200 with serial numbers 28R-30482, 28R-35001 to 28R-7135238 inclusive.		
			W- These parts must be ordered from Service Spares Department, Piper Aircraft, Lock Haven, Penna.		

When ordering, always specify Part Number, Description, and Serial Number of Aircraft

### PIPER PARTS CATALOG

Figure and Index Number	Part Number	Code	NOMENCLATURE	No. Req.	SERIAL NUMBERS AFFECTED
24-113	401 266	D,E,W	BOLT - (AN3-5A)	1	
	690 612	D,E,W	WASHER - (NAS1149F0363P)	1	
	404 526	D,E,W	NUT - (MS21042-3)	1	
-114	62400-02		PIN - Baggage door hinge	1	
-115	62833-39		WASHER - Door holder	2	
-116	65727-00		DOOR HOLDER ASSEMBLY	1	
-117	18063-00	W	PIN - Door support	1	28-195 to 28-990 inclusive
-118	18036-00	W	PLATE - Door lock pin guide	1	28-195 to 28-990 inclusive
-119	453 857	B	BUMPER - (Y-3020) Beige	2	
	453 856	C	BUMPER - (Y-3020) White	2	
-120	63020-00	W	BUSHING - Door holder	2	28-1 to 28-1350 inclusive
	63020-02		BUSHING - Door holder	2	28-1351 and up
			A- Used on PA-28-140 with serial numbers 28-20002 to 28-7625030 inclusive, PA-28-150, PA-28-160 and PA-28-180 with serial numbers 28-1 to 28-7505261 inclusive, PA-28-235 with serial numbers 28-10003 to 28-7610020 inclusive, PA-28R-180 and PA-28R-200 with serial numbers 28R-30482, 28R-35001 to 28R-7635017 inclusive.		
			B- Used on PA-28-150, PA-28-160 and PA-28-180 with serial numbers 28-991 to 28-5600 inclusive, PA-28-140 with serial numbers 28-20002 to 28-26400 inclusive, PA-28R-180 with serial numbers 28R-30005 to 28R-30481 inclusive, 28R-30483 to 28R-31250 inclusive, PA-28R-200 with serial numbers 28R-30482, 28R-35001 to 28R-35600 inclusive, and PA-28-235 with serial numbers 28-10003 to 28-11300 inclusive.		
			C- Used on PA-28-180 with serial numbers 28-5601 and up, PA-28R-180 with serial numbers 28R-31251 and up, PA-28R-200 with serial numbers 28R-35601 and up, PA-28-235 with serial numbers 28-11301 and up, and PA-28-140 with serial numbers 28-26401 and up.		
			D- Used on PA-28-140 with serial numbers 28-25000 to 28-7325032 inclusive, PA-28-180 with serial numbers 28-5428 to 28-7205328 inclusive, PA-28-235 with serial numbers 28-11186 to 28-7210033 inclusive, PA-28R-180 with serial numbers 28R-31251 to 28R-7130019 inclusive, and PA-28R-200 with serial numbers 28R-30482, 28R-35001 to 28R-7135238 inclusive if lower door latch is installed		
			E- Used on PA-28-140 with serial numbers 28-7325033 and up, PA-28-180 with serial numbers 28-7305001 and up, PA-28-235 with serial numbers 28-7310001 and up, and PA-28R-200 with serial numbers 28R-7235001 and up.		
			W- These parts must be ordered from Service Spares Department, Piper Aircraft, Lock Haven, Penna.		

When ordering, always specify Part Number, Description, and Serial Number of Aircraft

**1J3**  
**INTENTIONALLY LEFT BLANK**

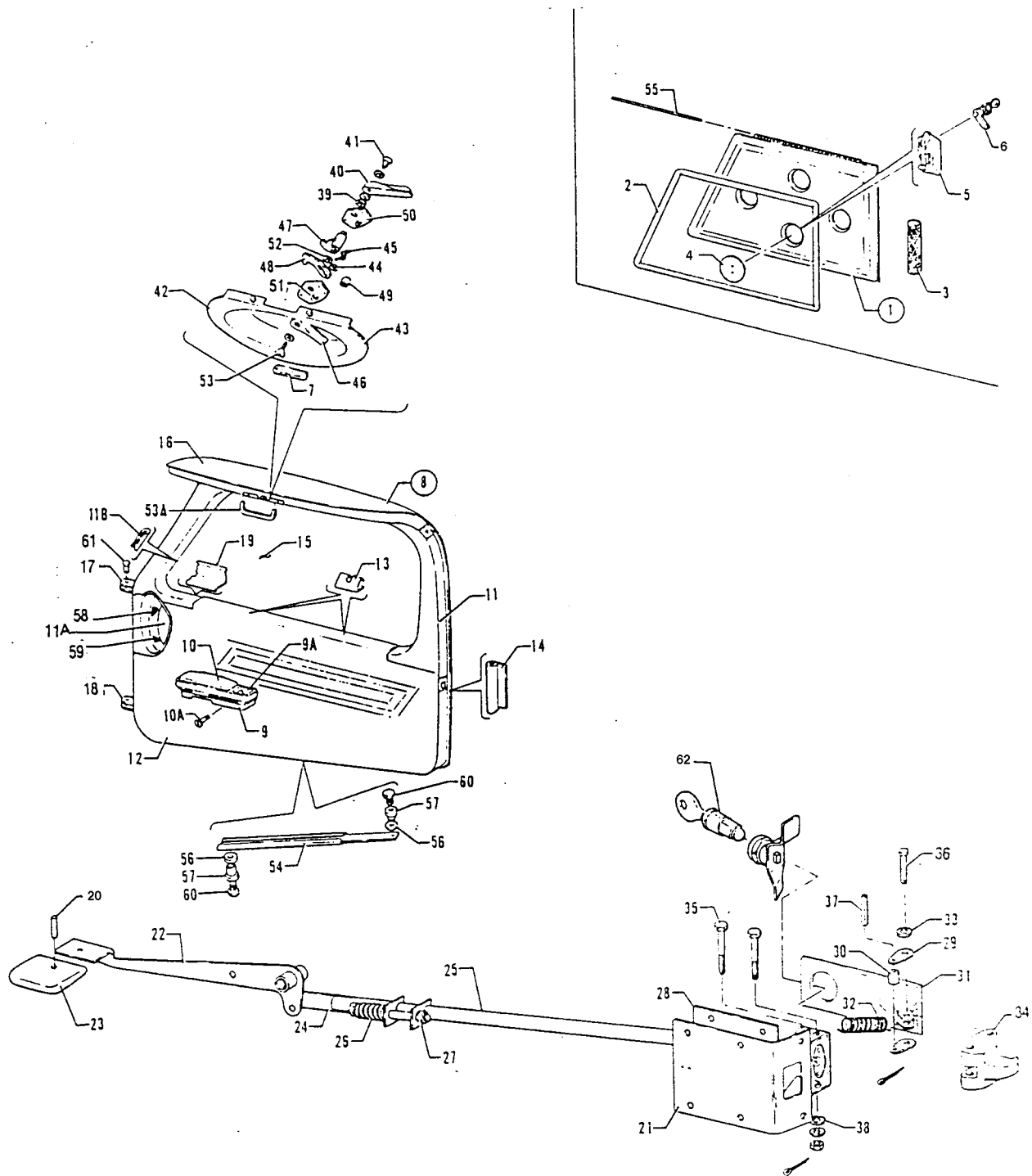


Figure 24A. Cabin and Baggage Door Installation  
 (PA-28-140 - Serial Nos. 28-7625031 and up)  
 (PA-28-235 - Serial Nos. 28-7610021 and up)  
 (PA-28R-200 - Serial Nos. 28R-7635018 and up)

**PIPER PARTS CATALOG**

Figure and Index Number	Part Number	Code	NOMENCLATURE	No. Req.	SERIAL NUMBERS AFFECTED
24A-	79546		DRAWING - Doors Installation		
-1	66793-18	G	DOOR ASSEMBLY - Baggage compartment (bonded) (less lock assembly)	1	
-2	19063-02	W	* MOLDING - Baggage door (quarter-round type)	9'	
	189 139		* MOLDING - Baggage door (bulb type)	9'	
-3	65440-801		* STRAP ASSEMBLY - Baggage door (11" L)	1	
	65440-07		* STRAP ASSEMBLY - Baggage door (11.75" L)	1	
-6	87329-08	E,G	LOCK ASSEMBLY - Baggage door	1	
-5	472 010		* LATCH - Push button (H38-.064-.460)	1	
-4	12761-02	W	* COVER - ASSEMBLY - Lock access (4.75 dia.)	1	
	79452-00		* COVER - Lock access (5.75 dia.)	1	
-7	68555-05		PLACARD - Door lock	1	
-8	79545-00	B,D	DOOR ASSEMBLY - Complete (less lock assembly)	1	
	79545-02	B,F	DOOR ASSEMBLY - Complete (less lock assembly)	1	28-7610021 to 28-7610206 incl.
	79545-03	8,H	DOOR ASSEMBLY - Complete (less lock assembly)	1	
-9	66710-17		* HOLDER ASSEMBLY - Armrest	1	
-9a	763 003		* * BOX ASSEMBLY - Ash tray (S-25-AR-C)	1	
-10	66710-44	C,J	* PAD - Armrest	1	
	580 730	K	* PAD - Armrest, mushroom	1	
	580 731	K	* PAD - Armrest, camel	1	
-10a	419 594		* SCREW - (AN530-10R36)	2	
			A- Used on PA-28-140 with serial numbers 28-7625031 and up, PA-28-235 with serial numbers 28-7610021 and up, and PA-28R-200 with serial numbers 28R-7635018 and up.		
			B- Complete door assembly not available. Order component parts.		
			C- When ordering, specify color red, blue/green, gold, black or green.		
			D- Used on PA-28-140 airplanes only		
			E- Order Kit 87329-03 if matching cabin door lock, baggage door lock and ignition switch are desired.		
			F- Used on PA-28-235 airplanes only.		
			G- Used on PA-28-235 with serial numbers 28-7610021 and up, and PA-28R-200 with serial numbers 28R-7635018 and up.		
			H- Used on PA-28-235 with serial numbers 28-7710001 and up. and PA-28R-200.		
			J- Used on PA-28-140 with serial numbers 28-7625031 to 28-7625234 inclusive, PA-28-235 with serial numbers 28-7610021 to 28-7610206 inclusive, and PA-28R-200 with serial numbers 28R-7635018 to 28R-7635503 inclusive.		
			K- Used on PA-28-140 with serial numbers 28-7725001 and up, PA-28-235 with serial numbers 28-7710001 and up, and PA-28R-200 with serial numbers 28R-7635504 and up.		
			W- These parts must be ordered from Service Spares Department, Piper Aircraft. Lock Haven, Penna.		

When ordering, always specify Part Number, Description, and Serial Number of Aircraft



### PIPER PARTS CATALOG

Figure and Index Number	Part Number	Code	NOMENCLATURE	No. Req.	SERIAL NUMBERS AFFECTED
24A-11	79542-03	D	* COVER - Cabin door, upper, white	1	
	79542-04	E,F	* COVER - Cabin door, upper, white	1	
-11a	79542-05	D,G	* PAN - Door latch	1	
	79542-06	E,F,G	* PAN - Door latch	1	
-11b	99997-00		* EXTRUSION - Vinyl	7	
-12	579 607	D	* PANEL ASSEMBLY - Cabin door trim, red	1	28-7625031 to 28-7625284 incl.
	579 616	C	* PANEL ASSEMBLY - Cabin door trim, red	1	
	579 621	F	* PANEL ASSEMBLY - Cabin door trim, red	1	28R-7635018 to 28R-7635503 incl.
	579 610	D	* PANEL ASSEMBLY - Cabin door trim, blue/green	1	28-7625031 to 28-7625284 incl.
	579 617	C	* PANEL ASSEMBLY - Cabin door trim, blue/green	1	
	579 622	F	* PANEL ASSEMBLY - Cabin door trim, blue/green	1	28R-7635018 to 28R-7635503 incl.
	579 608	D	* PANEL ASSEMBLY - Cabin door trim, gold	1	28-7625031 to 28-7625284 incl.
	579 618	C	* PANEL ASSEMBLY - Cabin door trim, gold	1	
	579 623	F	* PANEL ASSEMBLY - Cabin door trim, gold	1	28R-7635018 to 28R-7635503 incl.
	579 619	C	* PANEL ASSEMBLY - Cabin door trim, black	1	
	579 624	F	* PANEL ASSEMBLY - Cabin door trim, black	1	28R-7635018 to 28R-7635503 incl.
	579 609	D	* PANEL ASSEMBLY - Cabin door trim, green	1	28-7625031 to 28-7625284 incl.
	579 620	C	* PANEL ASSEMBLY - Cabin door trim, green	1	
	579 625	F	* PANEL ASSEMBLY - Cabin door trim, green	1	28R-7635018 to 28R-7635503 incl.
	580 717	D	* PANEL ASSEMBLY - Cabin door trim, mushroom/black	1	28-7725001 and up
	580 785	D	* PANEL ASSEMBLY - Cabin door trim, camel/black	1	28-7725001 and up
	580 710	B	* PANEL ASSEMBLY - Cabin door trim, white/camel black	1	
-13	99943-00		* RETAINER - Side panel	2	
-14	78741-02		* MOLDING - Cabin door (bulb type) 12- 5' long	13	
-15	79475-05	D	* WINDOW - Cabin door (.080 thick), clear	1	
	79475-20	E,F	* WINDOW - Cabin door (.080 thick), clear	1	
	79475-56	D	* WINDOW - Cabin door (.125 thick), clear	1	
	79475-59	E,F	* WINDOW - Cabin door (.125 thick), clear	1	
	79475-55	D	* WINDOW - Cabin door (.080 thick), tinted	1	
	79475-58	E,F	* WINDOW - Cabin door (.080 thick), tinted	1	
	79475-57	D	* WINDOW - Cabin door (.125 thick), tinted	1	
	79475-60	E,F	* WINDOW - Cabin door (.125 thick), tinted	1	
-16	79475-00	D,H	* DOOR ASSEMBLY - Cabin (less window and lock assembly)	1	
	79475-16	E,F,H	* DOOR ASSEMBLY - Cabin (less window and lock assembly)	1	
-17	79475-07		* * HINGE - Cabin door, upper	1	
			A- Used on PA-28-140 with serial numbers 28-7625031 and up. PA-28-235 with serial numbers 28-7610021 and up, and PA-28R-200 with serial numbers 28R-7635018 and up.		
			B- Used on PA-28-235 with serial numbers 28-7710001 and up, and PA-28R-200 with serial numbers 28R-7635504 and up.		
			C - Used on PA-28-235 with serial numbers 28-7610021 to 28-7610206 inclusive.		
			D- Used on PA-28-140 airplanes only.		
			E- Used on PA-28-235 airplanes only.		
			F- Used on PA-28R-200 airplanes only.		
			G- When ordering, specify color red, blue-green, gold, black, green or bark. Specify color "bark I" for PA-28-140 with serial numbers 28-7725001 to 28-7725174 inclusive, PA-28-235 with serial numbers 28-7710001 to 28-7710010 inclusive. and PA-28R-200 with serial numbers 28R-7635504 and up. Specify color "bark II" for PA-28-140 with serial numbers 28-7725175 and up. and PA-28-235 with serial numbers 28-7710011 and up.		
			H- Reference latest revision to Service Letter 864 on Forward Cabin Door Stop (Striker Plate) Installation. The door handle can damage the fuselage or cowling if plate is not installed.		

When ordering, always specify Part Number, Description, and Serial Number of Aircraft

**PIPER PARTS CATALOG**

Figure and Index Number	Part Number	Code	NOMENCLATURE	No. Req.	SERIAL NUMBERS AFFECTED
24A-18	79475-08		** HINGE - Cabin door, lower	1	
-19	79475-09	B	** RETAINER - Window	1	
	79475-22	C,D	** RETAINER - Window	1	
	87329-07	D	LOCK ASSEMBLY - Cabin door	1	
-20	419 967		** SCREW - Set (1/4-28 x 1/4" L)	1	
-21	79515-35	E	** COVER - Cabin door latch	1	
-22	79515-13		** HANDLE - Cabin door	1	
-23	79647-02		** KNOB - Door handle	1	
	486 145		** SCREW - Set (P70FS420-4C) (1/4-20 x 1/4" L)	1	
-24	79515-03	B,E	** LATCH ASSEMBLY - Door	1	
	79515-04	C,D,E	** LATCH ASSEMBLY - Door	1	
-25	79515-05	B,E	*** TUBE ASSEMBLY - Door latch	1	
	79515-06	C,D,E	*** TUBE ASSEMBLY - Door latch	1	
-26	587 398		**** SPRING - Door latch tube (PS10087-2-1)	1	
-27	400 112	W	**** BOLT - (AN4-17)	1	
	690 611	W	**** WASHER - (NAS1149F0463P)	3	
	404 101	W	**** NUT - (AN310-4)	1	
	424 051	W	**** COTTER PIN (MS24665-132)	1	
-28	79515-07		*** BOX ASSEMBLY - Door latch	1	
-29	79515-08		*** LINK - Door latch mechanism	2	
-30	79515-15	E	*** BUSHING - Door latch mechanism	1	
-31	79530-02	E	*** HANDLE - Door Latch mechanism	1	
-32	587 381		*** SPRING - (EO240-037-17505)	1	
-33	62833-105		*** WASHER - Door latch mechanism	1	
-34	79532-02		*** LATCH - Cabin door	1	
-35	400 665		*** BOLT - (AN21-31)	2	
	690 640	W	*** WASHER - (NAS1149FN632P)	2	
	404 391		*** NUT - (AN320-1)	2	
	424 041		*** COTTER PIN - (MS24665-5)	2	
-36	424 178	W	*** PIN - (MS20392-2C19)	1	
	424 041		*** COTTER PIN - (MS24665-5)	1	
-37	480 800		*** PIN - Spring (MS9048-111)	1	
-38	690 639		*** WASHER - (NAS1149FN616P)	2	
-39	62833-21		** WASHER - Neoprene	1	
-40	63039-00		** HANDLE - Door, auxiliary latch	1	
		A-	Used on PA-28-140 with serial numbers 28-7625031 and up, PA-28-235 with serial numbers 28-7610021 and up, and PA-28R-200 with serial numbers 28R - 7635018 and up.		
		B-	Used on PA-28-140 airplanes only.		
		C-	Used on PA-28-235 airplanes only. Cabin door lock unlocks in a counterclockwise direction. If matching cabin door lock, baggage door lock and ignition switch are desired, order Kit 470 728.		
		D-	Used on PA-28R-200 airplanes only. Cabin door lock unlocks in a clockwise direction. If matching cabin door lock, baggage door lock and ignition switch are desired, order Kit 87329-03 for PA-28-235 and PA-28R-200. Order Kit 87329-02 for PA-28-140 only.		
		E-	Reference Service Letter 620 for instruction on Forward Cabin Door Reinforcement using Kit No. 760 729. Use in PA-28-140 with serial numbers 28-20001 to 28-7325229 inclusive, PA-28-150/160/180 Cherokees with serial numbers 28-03 and 28-1 to 28-7205318 inclusive, PA-28-235 Cherokees with serial numbers 28-10001 to 28-7210023 inclusive, PA-28R-180 Cherokee Arrows with serial numbers 28R-30002 to 28R-7130013 inclusive and PA-28R-200 Cherokee Arrows with serial numbers 28R-35001 to 28R-7135299 inclusive.		
		W-	These parts must be ordered from Service Spares Department, Piper Aircraft, Lock Haven. Penna.		

When ordering, always specify Part Number, Description, and Serial Number of Aircraft

**PIPER PARTS CATALOG**

Figure and Index Number	Part Number	Code	NOMENCLATURE	No. Req.	SERIAL NUMBERS AFFECTED
24A-41	519 853		** SCREW - (MS24622-43)	1	
	62833-21		** WASHER - Neoprene	1	
	62833-107		** WASHER - Teflon	1	
	407 680	W	** WASHER - (AN960C-816)	1	
-42	79475-33		** LATCH ASSEMBLY - Door, auxiliary	1	
-43	79475-34		*** PAN - Door latch, white	1	
-44	62833-06		*** WASHER	1	
-45	63045-00		*** SPRING - Door latch	1	
-46	63039-00		*** HANDLE - Door, auxiliary	1	
-47	63042-00		*** CAM - Door latch	1	
-48	63036-03		*** HOOK ASSEMBLY - Door latch	1	
-49	63900-50		*** BUSHING	3	
-50	68179-00		*** PLATE - Door latch	1	
-51	68179-02		*** PLATE - Door latch	1	
-52	407 569	W	*** WASHER - (AN960-816)	1	
-53	415 378		*** SCREW - (MS51957-45)	1	
	407 586	W	*** WASHER - (AN960-516L)	1	
	62833-107		*** WASHER - Teflon	1	
-53A	464 412	B	* HANDLE - Door Assist (PS10091-1)	1	
-54	65727-00		DOOR HOLDER ASSEMBLY	1	
-55	62400-02		PIN - Baggage door hinge	1	
-56	62833-39		WASHER - Door holder	2	
-57	63020-02		BUSHING - Door holder	2	
-58	69669-117		PLACARD - Open	1	
-59	69669-118		PLACARD - Latch	1	
-60	400 862		BOLT - (AN23-10A)	2	
-61	424 204		PIN - (MS20392-3C13)	2	
	690 613	W	WASHER - (NAS1149F0432)	4	
	424 051	W	COTTER PIN - (MS24665-132)	2	
-62	752 301	C	LOCK ASSEMBLY - Cabin door	1	
			A- Used on PA-28-140 with serial numbers 28-7625031 and up, PA-28-235 with serial numbers 28-7610021 and up, and PA-28R-200 with serial numbers 28R-7635018 and up.		
			B- Used on PA-28-235 and PA-28R-200 only.		
			W- These parts must be ordered from Service Spares Department, Piper Aircraft, Lock Haven, Penna.		

When ordering, always specify Part Number, Description, and Serial Number of Aircraft

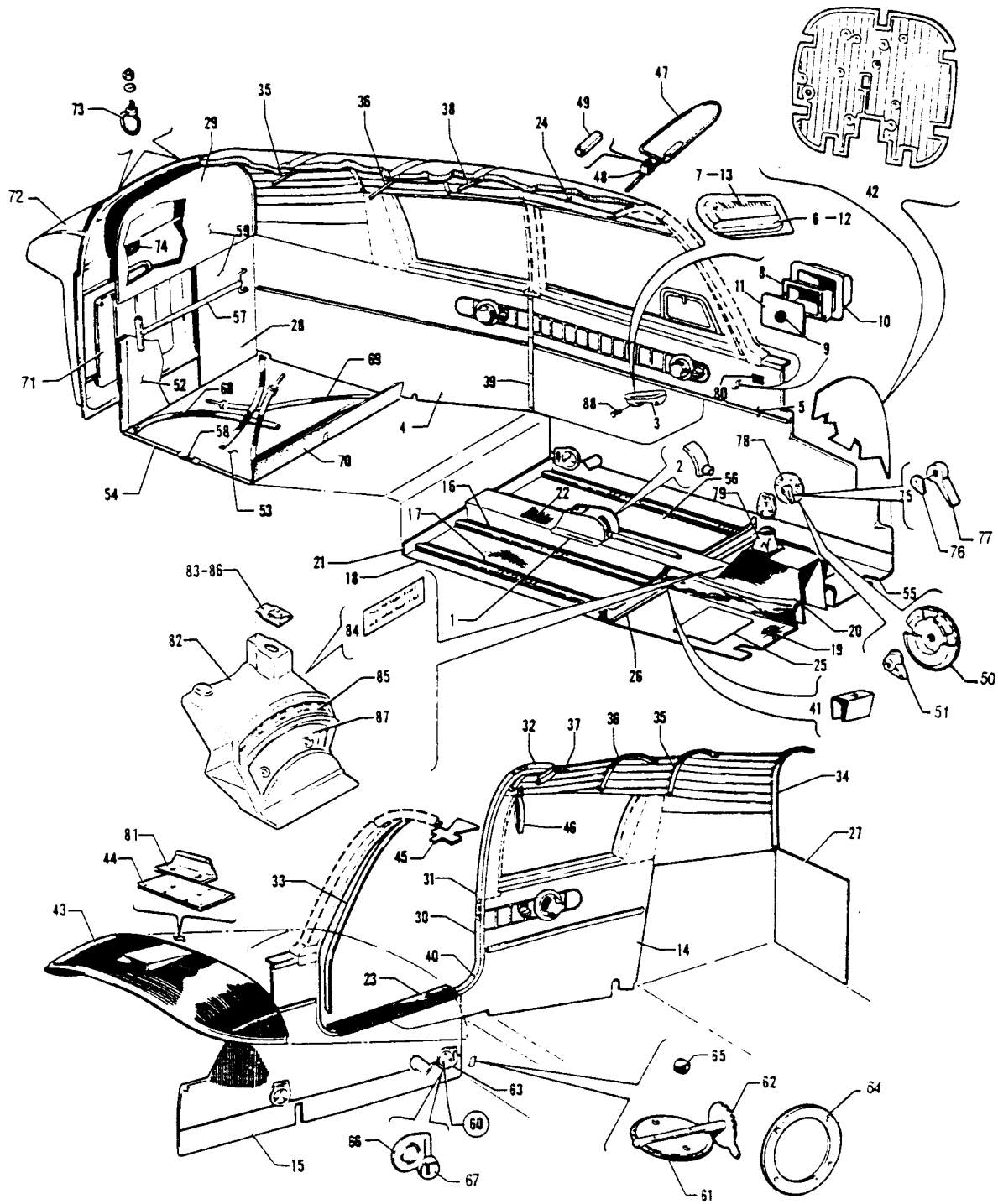


Figure 25. Cockpit Finishing Installation  
 (PA-28 150 160 180 - Serial Nos. 28-1 to 28-4377 inclusive)  
 (PA-28-235 - Serial Nos. 28-10003 to 28-11039 inclusive)

**PIPER PARTS CATALOG**

Figure and Index Number	Part Number	Code	NOMENCLATURE	No. Req.	SERIAL NUMBERS AFFECTED
25-	63106	B	DRAWING - Cockpit Finishing Installation		28-1 to 28-1760 inclusive
	62204	B	DRAWING - Cockpit Finishing Installation		28-1761 to 28-2477 inclusive
	65091	C	DRAWING - Cockpit Finishing Installation		28-10003 to 28-10486 inclusive
	62883	C	DRAWING - Cockpit Finishing Installation		28-10487 to 28-10675 inclusive
	65615	B	DRAWING - Cockpit Finishing Installation		28-2478 to 28-4377 inclusive
	65477	C	DRAWING - Cockpit Finishing Installation		28-10676 to 28-10719 inclusive
	65564	C	DRAWING - Cockpit Finishing Installation		28-10720 to 28-11039 inclusive
-1	62826-00	B	COVER - Flap handle, brown	1	28-1 to 28-1760 inclusive
	62826-02	B	COVER - Flap handle, black	1	28-671 to 28-1760 inclusive
	65224-02	D	COVER - Flap handle, brown	1	
	65670-03	C	COVER - Flap handle, brown	1	28-10720 to 28-11039 inclusive
	65224-03	C	COVER - Flap handle, red	1	28-10003 to 28-10486 inclusive
	65224-06	E	COVER - Flap handle, red	1	
	65670-02	C	COVER - Flap handle, red	1	28-10720 to 28-11039 inclusive
	65224-04	D	COVER - Flap handle, blue	1	
-2	65670-04	C	COVER - Flap handle, blue	1	28-10720 to 28-11039 inclusive
	62827-07	F	SHIELD - Flap handle	1	
-3	65672-05	G	SHIELD - Flap handle	1	
	63008-02	B	ARMREST - Brawn	1	28-1 to 28-1760 inclusive
-4	63008-05	B	ARMREST - Gray	1	28-671 to 28-1760 inclusive
	63111-05		PANEL ASSEMBLY - Left, rear, side trim, brown	1	28-1 to 28-130 inclusive
	63111-18		PANEL ASSEMBLY - Left, rear, side trim, brown	1	28-131 to 28-670 inclusive
	63169-00	B	PANEL ASSEMBLY - Left, rear, side trim, gray	1	28-671 to 28-1760 inclusive
	65288-02	C	PANEL ASSEMBLY - Left, rear, side trim, red	1	28-10003 to 28-10094 inclusive
	65288-03	C	PANEL ASSEMBLY - Left, rear, side trim, brown	1	28-10003 to 28-10094 inclusive
	65288-04	C	PANEL ASSEMBLY - Left, rear, side trim, blue	1	28-10003 to 28-10094 inclusive
	65288-05	C	PANEL ASSEMBLY - Left, rear, side trim, red	1	28-10095 to 28-10675 inclusive
	65288-06	C	PANEL ASSEMBLY - Left, rear, side trim, brown	1	28-10095 to 28-10675 inclusive
	65288-07	C	PANEL ASSEMBLY - Left, rear, side trim, blue	1	28-1009S to 28-10675 inclusive
			A-	Used on PA-28-150, PA-28-160 and PA-28-180 with serial numbers 28-1 to 28-4377 inclusive, and PA-28-235 with serial numbers 28-10003 to 28-11039 inclusive.	
			B-	Used on PA-28-150, PA-28-160 and PA-28-180 only.	
			C-	Used on PA-28-235 airplanes only.	
			D-	Used on PA-28-150, PA-28-160 and PA-28-180 with serial numbers 28-1761 to 28-4377 inclusive, and PA-28-235 with serial numbers 28-10003 to 28-10719 inclusive.	
			E-	Used on PA-28-150, PA-28-160 and PA-28-180 with serial numbers 28-1761 to 28-4377 inclusive, and PA-28-235 with serial numbers 28-10-10487 to 28-10719 inclusive.	
			F-	Used on PA-28-150, PA-28-160 and PA-28-180 with serial numbers 28-1 to 28-4377 inclusive, and PA-28-235 with serial numbers 28-10003 to 28-10719 inclusive.	
			G-	Used on PA-28-235 with serial numbers 28-10720 to 28-11039 inclusive.	

When ordering, always specify Part Number, Description, and Serial Number of Aircraft

**PIPER PARTS CATALOG**

Figure and Index Number	Part Number	Code	NOMENCLATURE	No. Req.	SERIAL NUMBERS AFFECTED	
25-4	65288-05		PANEL ASSEMBLY - Left, rear, side trim, red	1	28-1761 to 25-2477 inclusive	
	65288-06	B	PANEL ASSEMBLY - Left, rear, side trim, brown	1	28-1761 to 28-2477 inclusive	
	65288-07	B	PANEL ASSEMBLY - Left, rear, side trim, blue	1	28-1761 to 28-2477 inclusive	
	65613-02	E	PANEL ASSEMBLY - Left, rear, side trim, red	1		
	65613-03	E	PANEL ASSEMBLY - Left, rear, side trim, brown	1		
	65613-04	E	PANEL ASSEMBLY - Left, rear, side trim, blue	1		
	65677-02	F	PANEL ASSEMBLY - Left, rear, side trim, red	1	28-10720 to 28-11039 inclusive	
	65677-03	F	PANEL ASSEMBLY - Left, rear, side trim, brown	1	28-10720 to 28-11039 inclusive	
	65677-04	F	PANEL ASSEMBLY - Left, rear, side trim, blue	1	28-10720 to 28-11039 inclusive	
	65613-05	B	PANEL ASSEMBLY - Left, rear, side trim, red	1	28-3443 to 28-11039 inclusive	
	65613-06	B	PANEL ASSEMBLY - Left, rear, side trim, brown	1	28-3443 to 28-4377 inclusive	
	65613-07	B	PANEL ASSEMBLY - Left, rear, side trim, blue	1	28-3443 to 28-4377 inclusive	
	-5	63112-05		PANEL ASSEMBLY - Left, front, side trim, brown	1	28-1 to 28-130 inclusive
		63112-18		PANEL ASSEMBLY - Left, front, side trim, brown	1	28-131 to 28-670 inclusive
		63171-00	BC	PANEL ASSEMBLY - Left, front, side trim	1	28-671 to 28-1760 inclusive
65294-02		F	PANEL ASSEMBLY - Left, front, side trim, red	1	28-10003 to 28-10094 inclusive	
65294-03		F	PANEL ASSEMBLY - Left, front, side trim, brown	1	28-10003 to 28-10094 inclusive	
65294-04		F	PANEL ASSEMBLY - Left, front, side trim, blue	1	28-10003 to 28-10094 inclusive	
65294-05		F	PANEL ASSEMBLY - Left, front, side trim, red	1	28-10095 to 28-10486 inclusive	
65294-06		F	PANEL ASSEMBLY - Left, front, side trim, brown	1	28-10095 to 28-10486 inclusive	
65294-07		F	PANEL ASSEMBLY - Left, front, side trim, blue	1	28-10095 to 25-10486 inclusive	
65294-08		F	PANEL ASSEMBLY - Left, front, side trim, red	1	28-10487 to 28-10675 inclusive	
65294-09		F	PANEL ASSEMBLY - Left, front, side trim, brown	1	28-10487 to 28-10675 inclusive	
65294-10		F	PANEL ASSEMBLY - Left, front, side trim, blue	1	28-10487 to 28-10675 inclusive	
62205-02		B	PANEL ASSEMBLY - Left, front, side trim, red	1	28-1761 to 28-2477 inclusive	
62205-03		B	PANEL ASSEMBLY - Left, front, side trim, brown	1	28-1761 to 28-2477 inclusive	
62205-04		B	PANEL ASSEMBLY - Left, front, side trim, blue	1	28-1761 to 28-2477 inclusive	
65605-02		B	PANEL ASSEMBLY - Left, front, side trim, red	1	28-2478 to 28-4377 inclusive	
65605-03		B	PANEL ASSEMBLY - Left, front, side trim, brown	1	28-2478 to 28-4377 inclusive	
65605-04		B	PANEL ASSEMBLY - Left, front, side trim, blue	1	28-2478 to 28-4377 inclusive	
65475-02		F	PANEL ASSEMBLY - Left, front, side trim, red	1	28-10676 to 28-10719 inclusive	
65475-03		F	PANEL ASSEMBLY - Left, front, side trim, brown	1	28-10676 to 28-10719 inclusive	
65475-04		F	PANEL ASSEMBLY - Left, front, side trim, blue	1	28-10676 to 28-10719 inclusive	
68456-02		F	PANEL ASSEMBLY - Left, front, side trim, red	1	28-10720 to 28-11039 inclusive	
68456-03		F	PANEL ASSEMBLY - Left, front, side trim, brown	1	28-10720 to 28-11039 inclusive	
68456-04		F	PANEL ASSEMBLY - Left, front, side trim, blue	1	28-10720 to 28-11039 inclusive	
-6		65339-02	D	ARMREST - Red	1	
	65339-03	D	ARMREST - Brown	1		
	65339-04	D	ARMREST - Blue	1		
			<p>A- Used on PA-28-150, PA-28-160 and PA-28-180 with serial numbers 28-1 to 28-4377 inclusive, and PA-28-235 with serial numbers 28-10003 to 28-11039 inclusive.</p> <p>B- Used on PA-28-150, PA-28-160 and PA-28-180 airplanes only.</p> <p>C- When ordering, specify color brown or gray.</p> <p>D- Used on PA-28-150, PA-28-160 and PA-28-180 with serial numbers 28-1761 to 28-4377 inclusive, and PA-28-235 with serial numbers 28-10003 to 28-10719 inclusive.</p> <p>E- Used on PA-28-150, PA-28-160 and PA-28-180 with serial numbers 28-2478 to 28-3442 inclusive and PA-28-235 with serial numbers 28-10676 to 28-10719 inclusive.</p> <p>F- Used on PA-28-235 airplanes only.</p>			

When ordering, always specify Part Number, Description, and Serial Number of Aircraft

**PIPER PARTS CATALOG**

Figure and Index Number	Part Number	Code	NOMENCLATURE	No. Req.	SERIAL NUMBERS AFFECTED
25-7	65238-06	C	PANEL - Armrest, red	1	28-10003 to 28-10486 inclusive
	65238-02	C	PANEL - Armrest, brown	1	28-10003 to 28-10486 inclusive
	65238-04	C	PANEL - Armrest, blue	1	28-10003 to 28-10486 inclusive
	65238-12	C	PANEL - Armrest, red	1	28-10487 to 28-10719 inclusive
	65238-08	C	PANEL - Armrest, brown	1	28-10487 to 28-10719 inclusive
	65238-10	C	PANEL - Armrest, blue	1	28-10487 to 28-10719 inclusive
	65238-12	B	PANEL - Armrest, red	1	28-1761 to 28-4377 Inclusive
	65238-08	B	PANEL - Armrest, brown	1	28-1761 to 28-4377 inclusive
	65238-10	B	PANEL - Armrest, blue	1	28-1761 to 28-4377 inclusive
	-8	453 141	EW	BOX - Ash	4
-9	65286-05	E	KNOB - Ash box, red	4	
	65286-06	E	KNOB - Ash box, blue	4	
	65286-07	E	KNOB - Ash box, brown	4	
-10	484 385	EW	RETAINER - Ash box	4	
	65304-00	E	PANEL - Ash box	4	
-11	68492-02	C	PAD ASSEMBLY - Armrest, red	1	28-10720 to 28-11039 inclusive
	68492-06	C	PAD ASSEMBLY - Armrest, brown	1	28-10720 to 28-11039 inclusive
	68492-10	C	PAD ASSEMBLY - Armrest, blue	1	28-10720 to 28-11039 inclusive
-13	68484-00	C	PAN - Armrest	1	28-10720 to 28-11039 inclusive
	63113-05	B	PANEL ASSEMBLY - Right, rear, side trim, brown	1	28-1 to 28-130 inclusive
-14	63113-18	B	PANEL ASSEMBLY - Right, rear, side trim, brown	1	28-131 to 28-670 inclusive
	63170-00	B	PANEL ASSEMBLY - Right, rear, side trim, gray	1	28-671 to 28-1760 inclusive
	65309-02	C	PANEL ASSEMBLY - Right, rear, side trim, red	1	28-10003 to 28-10094 inclusive
	65309-03	C	PANEL ASSEMBLY - Right, rear, side trim, brown	1	28-10003 to 28-10094 inclusive
	65309-04	C	PANEL ASSEMBLY - Right, rear, side trim, blue	1	28-10003 to 28-10094 inclusive
	65309-05	F	PANEL ASSEMBLY - Right, rear, side trim, red	1	
	65309-06	F	PANEL ASSEMBLY - Right, rear, side trim, brown	1	
	65309-07	F	PANEL ASSEMBLY - Right, rear, side trim, blue	1	
	65612-02	D	PANEL ASSEMBLY - Right, rear, side trim, red	1	
	65612-03	D	PANEL ASSEMBLY - Right, rear, side trim, brown	1	
	65612-04	D	PANEL ASSEMBLY - Right, rear, side trim, blue	1	
	65676-02	C	PANEL ASSEMBLY - Right, rear, side trim, red	1	28-10720 to 28-11039 inclusive
	65676-03	C	PANEL ASSEMBLY - Right, rear, side trim, brown	1	28-10720 to 28-11039 inclusive
	65676-04	C	PANEL ASSEMBLY - Right, rear, side trim, blue	1	28-10720 to 28-11039 inclusive
	65612-05	B	PANEL ASSEMBLY - Right, rear, side trim, red	1	28-3443 to 28-4337 inclusive
	65612-06	B	PANEL ASSEMBLY - Right, rear, side trim, brown	1	28-3443 to 28-4337 inclusive
	65612-07	B	PANEL ASSEMBLY - Right, rear, side trim, blue	1	28-3443 to 28-4337 inclusive
			A-	Used on PA-28-150, PA-28-160 and PA-28-180 with serial numbers 28-1 to 28-4377 inclusive, and PA-28-235 with serial numbers 28-10003 to 28-11039.	
			B-	Used on PA-28-150, PA-28-160 and PA-28-180 only.	
			C-	Used on PA-28-235 airplanes only.	
			D-	Used on PA-28-150, PA-28-160 and PA-28-180 with serial numbers 28-2478 to 28-3442 inclusive, and PA-28-235 with serial numbers 28-10676 to 28-10719.	
			E-	Used on PA-28-150, PA-28-160 and PA-28-180 with serial numbers 28-1761 to 28-4377 inclusive, and PA-28-235 with serial numbers 28-10003 to 28-11039.	
			F-	Used on PA-28-150, PA-28-160 and PA-28-180 with serial numbers 28-1761 to 28-2477 inclusive, and PA-28-235 with serial numbers 28-10095 to 28-10675.	
			W-	These parts <u>must</u> be ordered from Service Spares Department, Piper Aircraft. <u>Lock Haven, Penna.</u>	

When ordering, always specify Part Number, Description, and Serial Number of Aircraft

PA-28-150  
PA-28-160  
PA-28-180  
PA-28-235

**PIPER PARTS CATALOG**

Figure and Index Number	Part Number	Code	NOMENCLATURE	No. Req.	SERIAL NUMBERS AFFECTED
25-15	63114-05		PANEL ASSEMBLY - Right, front, side trim, brown	1	28-1 to 28-130 inclusive
	63114-17		PANEL ASSEMBLY - Right, front, side trim, brown	1	28-131 to 28-670 inclusive
	63172-00	BH	PANEL ASSEMBLY - Right, front, side trim	1	28-671 to 28-1760 inclusive
	65290-02	G	PANEL ASSEMBLY - Right, front, side trim, red	1	28-10003 to 28-10094 inclusive
	65290-03	G	PANEL ASSEMBLY - Right, front, side trim, brown	1	28-10003 to 28-10094 inclusive
	65290-04	G	PANEL ASSEMBLY - Right, front, side trim, blue	1	28-10003 to 28-10094 inclusive
	65290-05	F	PANEL ASSEMBLY - Right, front, side trim, red	1	
	65290-06	F	PANEL ASSEMBLY - Right, front, side trim, brown	1	
	65290-07	F	PANEL ASSEMBLY - Right, front, side trim, blue	1	
	65610-02	E	PANEL ASSEMBLY - Right, front, side trim, red	1	
	65610-03	E	PANEL ASSEMBLY - Right, front, side trim, brown	1	
	65610-04	E	PANEL ASSEMBLY - Right, front, side trim, blue	1	
	68460-02	G	PANEL ASSEMBLY - Right, front, side trim, red	1	28-10720 to 28-11039 inclusive
	68460-03	G	PANEL ASSEMBLY - Right, front, side trim, brown	1	28-10720 to 28-11039 inclusive
68460-04	G	PANEL ASSEMBLY - Right, front, side trim, blue	1	28-10720 to 28-11039 inclusive	
-16	63116-02		CARPET - Floor, rear inboard, left, brown	1	28-1 to 28-130 inclusive
	63116-03		CARPET - Floor, rear inboard, right, brown	1	28-1 to 28-130 inclusive
	63116-19		CARPET - Floor, rear inboard, brown	2	28-131 and up
	63116-31	B	CARPET - Floor, rear inboard, gray	2	28-671 to 28-1760 inclusive
	63116-41	G	CARPET - Floor, rear inboard, red	2	28-10003 to 28-10486 inclusive
	63116-95	C	CARPET - Floor, rear inboard, red	2	
	63116-50	D	CARPET - Floor, rear inboard, blue	2	
-17	63116-04	A	CARPET - Floor, rear center, brown	2	
	63116-23	B	CARPET - Floor, rear center, gray	2	28-671 to 28-1760 inclusive
	63116-40	G	CARPET - Floor, rear center, red	2	28-10003 to 28-10486 inclusive
	63116-94	C	CARPET - Floor, rear center, red	2	
-18	63116-49	D	CARPET - Floor, rear center, blue	2	
	63116-06	A	CARPET - Floor, rear outboard, brown	2	
	63116-24	B	CARPET - Floor, rear outboard, gray	2	28-671 to 28-1760 inclusive
	63116-39	G	CARPET - Floor, rear outboard, red	2	28-10003 to 28-10486 inclusive
	63116-93	C	CARPET - Floor, rear outboard, red	2	
	63116-48	D	CARPET - Floor, rear outboard, blue	2	
			A- Used on PA-28-150, PA-28-160 and PA-28-180 with serial numbers 28-1 to 28-4377 inclusive, and PA-28-235 with serial numbers 28-10003 to 28-11039 inclusive.		
			B- Used on PA-28-150, PA-28-160 and PA-28-180 only.		
			C- Used on PA-28-150, PA-28-160 and PA-28-180 with serial numbers 28-1761 to 28-4377 inclusive, and PA-28-235 with serial numbers 28-10487 to 28-11039 inclusive.		
			D- Used on PA-28-150, PA-28-160 and PA-28-180 with serial numbers 28-1761 to 28-4377 inclusive, and PA-28-235 with serial numbers 28-10003 to 28-11039 inclusive.		
			E- Used on PA-28-150, PA-28-160 and PA-28-180 with serial numbers 28-2478 to 28-4377 inclusive, and PA-28-235 with serial numbers 28-10676 to 28-10719 inclusive.		
			F- Used on PA-28-150, PA-28-160 and PA-28-180 with serial numbers 28-1761 to 28-2477 inclusive, and PA-28-235 with serial numbers 28-10095 to 28-10675 inclusive.		
			G- Used on PA-28-235 airplanes only.		
			H- When ordering, specify color brown or only.		

When ordering, always specify Part Number, Description, and Serial Number of Aircraft

PA-28-150  
PA-28-160  
PA-28-180  
PA-28-235



**PIPER PARTS CATALOG**

Figure and Index Number	Part Number	Code	NOMENCLATURE	No. Req.	SERIAL NUMBERS AFFECTED	
25-19	63116-37	A	CARPET - Floor, front, left, brown	1		
	63116-38	A	CARPET - Floor, front, right, brown	1		
	63116-26	B	CARPET - Floor, front, left, gray	1	28-671 to 28-1760 inclusive	
	63116-27	B	CARPET - Floor, front, right, gray	1	28-671 to 28-1760 inclusive	
	63116-43	E	CARPET - Floor, front, left, red	1	28-10003 to 28-10486 inclusive	
	63116-97	C	CARPET - Floor, front, left, red	1		
	63116-44	E	CARPET - Floor, front, right, red	1	28-10003 to 28-10486 inclusive	
	63116-98	C	CARPET - Floor, front, right, red	1		
	63116-52	D	CARPET - Floor, front, left, blue	1		
	63116-53	D	CARPET - Floor, front, right, blue	1		
	-20	63116-12	A	CARPET ASSEMBLY - Tunnel, side, left, brown	1	
		63116-13		CARPET ASSEMBLY - Tunnel, side, right, brown	1	28-1 to 28-130 inclusive
		63116-21	B	CARPET ASSEMBLY - Tunnel, side, right, brown	1	28-131 to 28-4377 inclusive
		63116-61	E	CARPET ASSEMBLY - Tunnel, side, right, brown	1	
63116-33		B	CARPET ASSEMBLY - Tunnel, side, left, gray	1	28-671 to 28-1760 inclusive	
63116-35		B	CARPET ASSEMBLY - Tunnel, side, right, gray	1	28-671 to 28-1760 inclusive	
63116-62		E	CARPET ASSEMBLY - Tunnel, side, left, red	1	28-10003 to 28-10486 inclusive	
63116-103		C	CARPET ASSEMBLY - Tunnel, side, left, red	1		
63116-64		E	CARPET ASSEMBLY - Tunnel, side, right, red	1	28-10003 to 28-10486 inclusive	
63116-105		E	CARPET ASSEMBLY - Tunnel, side, right, red	1	28-10487 to 28-11039 inclusive	
63116-83		B	CARPET ASSEMBLY - Tunnel, side, right, red	1	28-1761 to 28-4377 inclusive	
63116-63		D	CARPET ASSEMBLY - Tunnel, side, left, blue	1		
63116-65		E	CARPET ASSEMBLY - Tunnel, side, right, blue	1		
-21		63116-14	B	CARPET - Spar box, left, brown	1	28-1 to 28-1110 inclusive
	63116-15	B	CARPET - Spar box, right, brown	1	28-1 to 28-1410 inclusive	
	63116-28	B	CARPET - Spar box, left, gray	1	28-671 to 28-1410 inclusive	
	63116-29	B	CARPET - Spar box, right, gray	1	28-671 to 28-1410 inclusive	
	63116-58		CARPET - Spar box, left, brown	1	28-1411 and up	
	63116-76	B	CARPET - Spar box, right, brown	1	28-1411 to 28-4377 inclusive	
	63116-78	E	CARPET - Spar box, right, brown	1		
	63116-71	B	CARPET - Spar box, left, gray	1	28-1411 to 28-1760 inclusive	
	63116-77	B	CARPET - Spar box, right, gray	1	28-1411 to 28-1760 inclusive	
	63116-42	E	CARPET - Spar box, left, red	1	28-10003 to 28-10486 inclusive	
	63116-97	C	CARPET - Spar box, left, red	1		
	63116-74	E	CARPET - Spar box, right, red	1	28-10003 to 28-10486 inclusive	
	63116-102	E	CARPET - Spar box, right, red	1	28-10487 to 28-11039 inclusive	
	63116-91	B	CARPET - Spar box, right, red	1	28-1761 to 28-4377 inclusive	
	63116-51	D	CARPET - Spar box, left, blue	1		
	63116-75	E	CARPET - Spar box, right, blue	1		
	63116-92	B	CARPET - Spar box, right, blue	1	28-161 to 28-4377 inclusive	
				A- Used on PA-28-150, PA-28-160 and PA-28-180 with serial numbers 28-1 to 28-4377 inclusive, and PA-28-235 with serial numbers 28-10003 to 28-11039 inclusive.		
			B- Used on PA-28-150, PA-28-160 and PA-28-180 only.			
			C- Used on PA-28-150 PA-28-160 and PA-28-180 with serial numbers 28-1761 to 28-4377 inclusive, and PA-28-235 with serial numbers 28-10487 to 28-11039 inclusive.			
			D- Used on PA-28-150, PA-28-160 and PA-28-180 with serial numbers 28-1261 to 28-4377 inclusive, and PA-23-235 with serial numbers 28-10003 to 28-11039 inclusive.			
			E- Used on PA-28-235 airplanes only.			

When ordering, always specify Part Number, Description, and Serial Number of Aircraft

PA-28-150  
PA-28-160  
PA-28-180  
PA-28-235

**PIPER PARTS CATALOG**

Figure and Index Number	Part Number	Code	NOMENCLATURE	No. Req.	SERIAL NUMBERS AFFECTED	
25-22	63116-17	B	CARPET ASSEMBLY - Tunnel, top, brown	1	28-131 to 28-4337, inclusive	
	63116-34	B	CARPET ASSEMBLY - Tunnel, top, gray	1	28-671 to 28-1760 inclusive	
	63116-70	C	CARPET ASSEMBLY - Tunnel, top, brown	1		
	63116-59	C	CARPET ASSEMBLY - Tunnel, top, red	1	28-10003 to 28-10486 inclusive	
	63116-104	C	CARPET ASSEMBLY - Tunnel, top, red	1	28-1048 to 28-11039 inclusive	
	63116-87	B	CARPET ASSEMBLY - Tunnel, top, red	1	28-1761 to 28-4377 inclusive	
	63116-60	C	CARPET ASSEMBLY - Tunnel, top, blue	1		
	63116-88	B	CARPET ASSEMBLY - Tunnel, top, blue	1	28-1761 to 28-4377 inclusive	
-23	63118-00	B	SILL - Door	1	28-1 to 28-3977 inclusive	
	65546-00	B	SILL - Door	1	28-3978 to 28-4377 inclusive	
	63118-00	C	SILL - Door	1	28-10003 to 28-10719 inclusive	
	65546-00	C	SILL - Door	1	28-10720 to 28-11039 inclusive	
-24	63119-00	B	HEADLINING ASSEMBLY - Brown	1	28-1 to 28-670 inclusive. 28 -932 to 28-1760 inclusive	
	63179-00	B	HEADLINING ASSEMBLY - Gray	1	28-671 to 28-931 inclusive	
	63179-08	B	HEADLINING ASSEMBLY - Brown	1	28-671 to 28-931 inclusive	
	65328-00	D	HEADLINING ASSEMBLY - White	1		
	65328-02	C	HEADLINING ASSEMBLY - White	1	28-10933 to 28-11039 inclusive	
	-25	63130-00	C	PLATE - Heel	2	28-10003 to 28-1071 inclusive
		63130-00	B	PLATE - Heel	2	28-1 to 28-1902 inclusive
		63130-02	C	PLATE - Heel	2	28-10720 to 28-11039 inclusive
		63130-02	B	PLATE - Heel	2	28-1903 to 28-4377 inclusive
	-26	63131-00	F	COVER ASSEMBLY - Trim, brown	2	
65674-05		G	COVER ASSEMBLY - Trim, brown	2		
63131-03		B	COVER ASSEMBLY - Trim, gray	2	28-671 to 28-1760 inclusive	
63131-07		C	COVER ASSEMBLY - Trim, red	2	28-10003 to 28-10486 inclusive	
63131-10		E	COVER ASSEMBLY - Trim, red	2		
65674-07		G	COVER ASSEMBLY - Trim, red	2		
63131-08		F	COVER ASSEMBLY - Trim, blue	2		
65674-06		G	COVER ASSEMBLY - Trim, blue	2		
			<p>A- Used on PA-28-150, PA-28-160 and PA-28-180 with serial numbers 28-1 to 28-4377 inclusive, and PA-28-235 with serial numbers 28-10003 to 28-11039 inclusive.</p> <p>B- Used on PA-28-150, PA-28-160 and PA-28-180 only.</p> <p>C- Used on PA-28-235 only.</p> <p>D- Used on PA-28-150, PA-28-160 and PA-28-180 with serial numbers 28-1761 to 28-4377 inclusive, and PA-28-235 with serial numbers 28-10003 to 28-10932 inclusive.</p> <p>E- Used on PA-28-150, PA-28-160 and PA-28-180 with serial numbers 28-1761 to 28-3977 inclusive, and PA-28-235 with serial numbers 28-10487 to 28-10719 inclusive.</p> <p>F- Used on PA-28-150, PA-28-160 and PA-28-180 with serial numbers 28-1761 to 28-3977 inclusive, and PA-28-235 with serial numbers 28-10003 to 28-10719 inclusive.</p> <p>G- Used on PA-28-150, PA-28-160 and PA-28-180 with serial numbers 28-3978 to 28-4337, inclusive, and PA-28-235 with serial numbers 28-10720 to 28-11039 inclusive.</p>			

When ordering, always specify Part Number, Description, and Serial Number of Aircraft

**PIPER PARTS CATALOG**

Figure and Index Number	Part Number	Code	NOMENCLATURE	No. Req.	SERIAL NUMBERS AFFECTED
25-27	63140-02		PANEL - Battery access cover	1	28-1 to 28-385 inclusive, 28-389 to 28-391 inclusive.
-28	63140-03		PANEL - Baggage compartment, bottom	1	28-393 to 28-404 inclusive. 28-1 to 28-385 inclusive.
-29	63140-04		PANEL - Baggage compartment, top	1	28-389 to 28-391 inclusive. 28-393 to 28-404 inclusive. 28-1 to 28-385 inclusive.
-30	63142-02		TRIM STRIP - Door frame, bottom rear		
-31	63142-03		TRIM STRIP - Door frame, top rear	1	28-1 to 28-990 inclusive
	63142-13		TRIM STRIP - Door frame, top rear	1	28-991 and up
-32	63142-04		TRIM STRIP - Door frame, upper	1	28-1 to 28-990 inclusive
-33	63142-05		TRIM STRIP - Door frame, front	1	28-1 to 28-990 inclusive
	63142-14		TRIM STRIP - Door frame, front	1	28-991 and up
- 34	63142 -06		TRIM STRIP - Headlining	1	
-35	63142-07	E	TRIM STRIP - Headlining	1	
	63142-27	C	TRIM STRIP - Headlining	1	28-10720 to 28-11039 inclusive
- 36	63142 -08		TRIM STRIP - Headlining	1	
-37	63142-09	E	TRIM STRIP - Headlining	1	
	63142-25	C	TRIM STRIP - Headlining	1	28-10720 to 28-11039 inclusive
-38	63142-10	E	TRIM STRIP - Headlining	1	
	63142-26	C	TRIM STRIP - Headlining	1	28-10720 to 28-11039 inclusive
-39	63142-11		TRIM STRIP - Side panel	1	
-40	63106-02	B	WINDLACING - Door seal, brown	1	28-1 to 28-1760 inclusive
	63106-07	B	WINDLACING - Door seal, gray	1	28-671 to 28-1760 inclusive
	65564-02	D	WINDLACING - Door seal, white	1	
-41	63144-00		COVER - Inboard	2	
-42	63260-00	C	BLANKET - Firewall	1	28-10003 to 28-10486 inclusive
	63260-06	C	BLANKET - Firewall	1	28-10487 to 28-10719 inclusive
	65497-00	C	BLANKET - Firewall	1	28-10720 to 28-11039 inclusive
	63260-00	B	BLANKET - Firewall	1	28-1 to 28-1760 inclusive
	62271-00	B	BLANKET - Firewall	1	28-1761 to 28-4377 inclusive
-43	63930-00	B	COVER - Cowl	1	28-1 to 28-4199 inclusive
	63930-00	C	COVER - Cowl	1	28-10003 to 28-10964 inclusive
	67325-00	B	COVER - Cowl	1	28-4200 to 28-4377 inclusive
	67325-00	C	COVER - Cowl	1	28-10965 to 28-11039 inclusive

- A- Used on PA-28 -150, PA-28-160 and PA- 28 -180 with serial numbers 28-1 to 28-4377 inclusive, and PA-28-235 with serial numbers 28-10003 to 28-11039 inclusive.
- B- Used on PA-28-150, PA-28-160 and PA-28-180 only.
- C- Used on PA-28-235 airplanes only.
- D- Used on PA-28-150, PA-28-160 and PA-28-180 with serial numbers 28-1761 to 28-4377, inclusive, and PA-28-235 with serial numbers 28-10003 to 28-11039 inclusive.
- E- Used on PA-28-235 with serial numbers 28-10003 to 28-10719 inclusive, and PA-28-150, PA-28-160 and PA-28-180 with serial numbers 28-1 to 28-4377 inclusive.

When ordering, always specify Part Number, Description, and Serial Number of Aircraft

**PIPER PARTS CATALOG**

Figure and Index Number	Part Number	Code	NOMENCLATURE	No. Req.	SERIAL NUMBERS AFFECTED
25-44	62694-00		PLATE ASSEMBLY - Assist handle	1	
-45	63104-03		FAIRING - Cabin light panel	1	28-1 to 28-274 inclusive
-46	19927-03	C,W	LOOP ASSEMBLY - Assist	1	28-1 to 28-670 inclusive
	63033-02	B,C	LOOP ASSEMBLY - Assist brown	1	28-671 to 28-1760 inclusive
	63033-03	B,C	LOOP ASSEMBLY - Assist gray	1	28-671 to 28-1760 inclusive
	63033-04	C,E	LOOP ASSEMBLY - Assist, white	1	28-10003 to 28-10486 inclusive
	62353-04	C,E	LOOP ASSEMBLY - Assist, white	1	28-10487 to 28-11039 inclusive
	62353-04	B,C	LOOP ASSEMBLY - Assist, white	1	28-1761 to 28-4377 inclusive
-47	63227-00		VISOR ASSEMBLY - Sun left	1	28-1 to 28-1200 inclusive
	63227-01		VISOR ASSEMBLY - Sun, right	1	28-1 to 28-1200 inclusive
	764 114		VISOR ASSEMBLY - Sun	2	28-1201 and up
-48	63229-00		SUPPORT ASSEMBLY - Sun visor	1	28-1 to 28-1200 inclusive
	63229-02		SUPPORT ASSEMBLY - Sun visor	1	28-1201 and up
-49	63900-44		BUSHING - Sun visor	1	
-50	99295-02	F	COVER ASSEMBLY - Fuel selector	1	
-51	99181-03	F	HANDLE - Fuel selector	1	
-52	63167-03	B	DOOR ASSEMBLY - Battery access cover	1	28-386 to 28-388, 28-392, 28-405 to 28-1760 inclusive
	65311-03	D	DOOR ASSEMBLY - Battery access cover	1	
-53	63168-00	B	CARPET - Baggage compartment, brown	1	28-1 to 28-733 inclusive. 28-990 to 28-1760 Inclusive
	63168-02	B	CARPET - Baggage compartment. gray	1	28-734 to 28-1760 inclusive
	65324-02	E	CARPET - Baggage compartment, red	1	28-10003 to 28-10486 inclusive
	65324-03	D	CARPET - Baggage compartment, brown	1	
	65324-04	D	CARPET - Baggage compartment, blue	1	
	65324-05	D	CARPET - Baggage compartment, red	1	
-54	63173-02		TRIM STRIP - Baggage compartment	2	28-1 to 28-556 inclusive
	63185-02		TRIM STRIP - Baggage compartment, rear	1	28-557 and up
	63185-03		TRIM STRIP - Baggage compartment, front	1	28-557 and up
<p>A- Used on PA-28-150, PA-28-160 and PA-28-180 with serial numbers 28-1 to 28-4377 inclusive, and PA-28-235 with serial numbers 28-10003 to 28-11039 inclusive.</p> <p>B- Used on PA-28-150 PA-28-160 and PA-28-180 only.</p> <p>C- Optional equipment.</p> <p>D- Used on PA-28-150 PA-28-160 and PA-28-180 with serial numbers 28-1761 to 28-4377 inclusive and PA-28-235 with serial numbers 28-10003 to 28-10719 inclusive.</p> <p>E- Used on PA-28-235 airplanes only.</p> <p>F- Used on PA-28-150 PA-28-160 and PA-28-180 if Fuel Selector Valve Cover Kit 760 546 has been installed.</p> <p>W- These parts must be ordered from Service Spares Department, Piper Aircraft, Lock Haven, Penna.</p>					

When ordering, always specify Part Number, Description, and Serial Number of Aircraft

**PIPER PARTS CATALOG**

Figure and Index Number	Part Number	Code	NOMENCLATURE	No. Req.	SERIAL NUMBERS AFFECTED
25-55	63164-00	B	FLOORBOARD - Front, left	1	28-361 and up
	63164-01	B	FLOORBOARD - Front, right	1	28-361 and up
-56	63163-00	B	FLOORBOARD - Rear, left and right	2	28-361 and up
-57	99458-00		BAR ASSEMBLY - Tow	1	
-58	63259-00	D	PLATE - Striker, baggage door, length 2.64"	1	
	99450-00	D	PLATE - Striker, baggage door, length 3.12"	1	
	63293-02	E	PLATE - Striker, baggage door, length 2.00"	1	
-59	63167-02	F	PANEL ASSEMBLY - baggage compartment	1	28-386 to 28-388, 28-392. 28-405 to 28-1760 inclusive
	65311-02	G	PANEL ASSEMBLY - baggage compartment	1	
-60	68416-00	C	VENT ASSEMBLY - Air, forward, left (complete)	1	
	68416-01	C	VENT ASSEMBLY - Air, forward, right (complete)	1	
	68556-00	C	VENT ASSEMBLY - Air, aft, left (complete)	1	
	68556-01	C	VENT ASSEMBLY - Air, aft, right (complete)	1	
-61	68671-00	C	VALVE ASSEMBLY - Air vent	1	
-62	68499-04	C	SHAFT ASSEMBLY - Air vent valve, left	1	
	68499-05	C	SHAFT ASSEMBLY - Air vent valve, right	1	
-63	68574-02	C	COVER ASSEMBLY - Forward air vent, left, red	1	
	68574-03	C	COVER ASSEMBLY - Forward air vent, left, brown	1	
	68574-04	C	COVER ASSEMBLY - Forward air vent, left, blue	1	
	68574-05	C	COVER ASSEMBLY - Forward air vent, right, red	1	
	68574-06	C	COVER ASSEMBLY - Forward air vent, right, brown	1	
	68574-07	C	COVER ASSEMBLY - Forward air vent, right, blue	1	
	68574-08	C	COVER ASSEMBLY - Aft air vent, left, red	1	
	68574-09	C	COVER ASSEMBLY - Aft air vent, left, brown	1	
	68574-10	C	COVER ASSEMBLY - Aft air vent, left, blue	1	
	68574-11	C	COVER ASSEMBLY - Aft air vent, right, red	1	
	68574-12	C	COVER ASSEMBLY - Aft air vent, right, brown	1	
	68574-13	C	COVER ASSEMBLY - Aft air vent, right blue	1	
-64	68584-00	C	GASKET- Air vent assembly	4	
-65	68672-00	C	SPACER- Air vent assembly	8	
		A-	Used on PA-28-150, PA-28-160 and PA-28-180 with serial numbers 28-1 to 28-4377 inclusive, and PA-28-235 with serial numbers 28-10003 to 28-11039 inclusive.		
		B-	Used on airplanes with serial numbers 28-1 to 28-360 inclusive if Kit 754 472 has been installed.		
		C-	Used on PA-28--150, PA-28-160 and PA-28-180 with serial numbers 28-2478 to 28-2630 inclusive.		
		D-	Used if baggage door does not have push button latch.		
		E-	Used if baggage door has push button latch.		
		F-	Used on PA-28-150, PA-28-160 and PA-28-180 only.		
		G-	Used on PA-28-150, PA-28-160 and PA-28-180 with serial numbers 28-1761 to 28-4377 inclusive, and PA-28-235 with serial numbers 28-10003 to 28-10719 inclusive.		

When ordering, always specify Part Number, Description, and Serial Number of Aircraft

PA-28-150  
PA-28-160  
PA-28-180  
PA-28-235

**PIPER PARTS CATALOG**

Figure and Index Number	Part Number	Code	NOMENCLATURE	No. Req.	SERIAL NUMBERS AFFECTED
25-66	68733-02		FLANGE - Air vent, red	4	
	68733-03	E	FLANGE - Air vent, brown	4	
	68733 04	E	FLANGE - Air vent, blue	4	
	65735-05	G	FLANGE - Air vent, red	4	
	65735-06	G	FLANGE - Air vent, brown	4	
	65735-07	G	FLANGE - Air vent, blue	4	
-67	68736-02	E	CUP - Air vent, red	4	
	68736-03	E	CUP - Air vent, brown	4	
	68736-04	E	CUP - Air vent, blue	4	
	65735-02	G	CUP - Air vent, red	4	
	65735-03	G	CUP - Air vent, brown	4	
	65735-04	G	CUP - Air vent, blue	4	
-68	66804-00		STRAP ASSEMBLY - Baggage tie down (tip end) black	2	
-69	66805-00		STRAP ASSEMBLY - Baggage tie down (buckle end) black	2	
-70	65667-00	D	GRILL ASSEMBLY - Air exhaust	1	
-71	65664-00	C	DOOR ASSEMBLY - Rear bulkhead	1	28-10720 to 28-11039 inclusive
-72	65626-00	C	BULKHEAD ASSEMBLY - Rear cabin	1	28-10720 to 28-11039 inclusive
-73	487 629	C,W	STUD ASSEMBLY - (#KM894-1A)	2	28-10720 to 28-11039 inclusive
-74	68399-02	C	PLACARD - Baggage limitation	1	28-10720 to 28-11039 inclusive
-75	63949-00	B	HANDLE ASSEMBLY - Fuel selector valve	1	
-76	63949-02	B	INDICATOR	1	
-77	63949-03	B	HANDLE	1	
-78	63832-00	B.F	PLATE - Fuel selector	1	
<p>A- Used on PA-28-150, PA-28-160 and PA-28-180 with serial numbers 28-1 to 28-4377 inclusive, and PA-28-235 with serial numbers 28-10003 to 28-11039 inclusive.</p> <p>B- Used on PA-28-150, PA-28-160 and PA-28-180 with serial numbers 28-1 to 28 4377 inclusive- Order Item 50 or 51 if Fuel Selector Valve Cover Kit 760 546 has been installed.</p> <p>C- Used on PA-28-235 airplanes only.</p> <p>D- Used on PA-28-150, PA-28-160 and PA-28-180 with serial numbers 28-3443 to 28-4377 inclusive, and PA-28-235 with serial numbers 28-10720 to 28-11039 inclusive.</p> <p>E- Used on PA-28-150, PA-28-160 and PA-28-180 with serial numbers 28-2631 to 28-3177 inclusive, and PA-28-235 with serial numbers 28-10676 to 28-10719 inclusive.</p> <p>F- When ordering, specify color red, blue or light brown.</p> <p>G- Used on PA-28-150, PA-28-160 and PA-28-180 with serial numbers 28-3178 to 28-4377 inclusive, and PA-28-235 with serial numbers 28-10720 to 28-11039 inclusive.</p> <p>W- These parts must be ordered from Service Spares Department, Piper Aircraft, Lock Haven, Penna.</p>					

When ordering, always specify Part Number, Description, and Serial Number of Aircraft

PA-28-150  
PA-28-160  
PA-28-180  
PA-28-235

**PIPER PARTS CATALOG**

Figure and Index Number	Part Number	Code	NOMENCLATURE	No. Req.	SERIAL NUMBERS AFFECTED
25-79	63940-00	B	COVER - Tee bar. brown	1	28-1 to 28-1760 inclusive
	63940-02	B	COVER - Tee bar. gray	1	28-671 to 28-1760 inclusive
	63940-03	E	COVER - Tee bar, red	1	
	63940-04	E	COVER - Tee bar, brown	1	
	63940-05	E	COVER - Tee bar, blue	1	
-80	65777-00	C	PLACARD - Operating limitations	1	28-10852 to 28-11039 inclusive
-81	63153-00		HANDLE - Assist	1	
-82	65406-07	C,F	COVER ASSEMBLY - Fuel selector control, upper, brown	1	28-10003 to 28-10785 inclusive
	65406-08	C,F	COVER ASSEMBLY - Fuel selector control, upper, blue	1	28-10003 to 28-10785 inclusive
	65406-09	C,F	COVER ASSEMBLY - Fuel selector control, upper, red	1	28-10003 to 28-10785 inclusive
	69091-02	C,F	COVER ASSEMBLY - Fuel selector control, upper, brown	1	28-10786 to 28-11039 inclusive
	69091-03	C,F	COVER ASSEMBLY - Fuel selector control, upper, blue	1	28-10786 to 28-11039 inclusive
	69091-04	C,F	COVER ASSEMBLY - Fuel selector control upper, red	1	28-10786 to 28-11039 inclusive
	69673-05	C,G	COVER ASSEMBLY - Fuel selector control upper, brown	1	28-10003 to 28-11039 inclusive
	69673-03	C,G	COVER ASSEMBLY - Fuel selector control, upper, blue	1	28-10003 to 28-11039 inclusive
	69673-02	C,G	COVER ASSEMBLY - Fuel selector control, upper, red	1	28-10003 to 28-11039 inclusive
-83	65219-00	C,H	* PLACARD - Rudder trim	1	28-10003 to 28-10785 inclusive
-84	65370-00	C,H	* PLACARD - Fuel information	1	28-10003 to 28-10785 inclusive
-85	65397-00	C,H	* PLACARD - Fuel selector	1	28-10003 to 28-10785 inclusive
	69086-00	C,H	* PLACARD - Fuel selector	1	28-10786 to 28-11039 inclusive
	69653-00	C,G	* PLACARD - Fuel selector	1	28-10003 to 28-11039 inclusive
-86	65219-00	C,G	PLACARD - Rudder trim	1	28-10003 to 28-11039 inclusive
-87	65410-02	C,D	COVER ASSEMBLY - Fuel selector control, lower, brown	1	28-10003 to 28-10785 inclusive
	65410-03	C,D	COVER ASSEMBLY - Fuel selector control, lower, blue	1	28-10003 to 28-10785 inclusive
	65410-04	C,D	COVER ASSEMBLY - Fuel selector control, lower, red	1	28-10003 to 28-10660 inclusive
	65410-06	C,D	COVER ASSEMBLY - Fuel selector control, lower, red	1	28-10661 to 28-10785 inclusive
	69090-02	C,D	COVER ASSEMBLY - Fuel selector control, lower, brown	1	28-10786 to 28-11039 inclusive
	69090-03	C,D	COVER ASSEMBLY - Fuel selector control, lower, blue	1	28-10786 to 28-11039 inclusive
	69090-04	C,D	COVER ASSEMBLY - Fuel selector control, lower, red	1	28-10786 to 28-11039 inclusive
	69652-11	C,G	COVER ASSEMBLY - Fuel selector control, lower, brown	1	28-100 03 to 28-11039 inclusive
	69652-10	C,G	COVER ASSEMBLY - Fuel selector control, lower, blue	1	28-10003 to 28-11039 inclusive
	69652-06	C,G	COVER ASSEMBLY - Fuel selector control, lower, red	1	28-10003 to 28-11039 inclusive
-88	419 905	B	SCREW - (14 x 2 1/2")	2	28-1 to 28-1760 inclusive

- A- Used on PA-28-150, PA-28-160 and PA-28-180 with serial numbers 28-1 to 28-4377 inclusive, and PA-28-235 with serial numbers 28-10003 to 28-11039 inclusive.
- B- Used on PA-28-150, PA-28-160 and PA-180 only.
- C- Used on PA-28-235 airplanes only.
- D- No longer available. Order Cover Assembly P/N 69652-11 brown, 69652-10 blue or 69652-06 red if Fuel Selector Control Modification Kit has been installed per Service Bulletin 376. If Fuel Selector Control Modification Kit has not been installed per Service Bulletin 376, order Kit 760 781 for serial nos. 28-10003 to 28-10785 incl., or Kit 760 782 for serial nos. 28-10786 to 28-11039 incl.
- E- Used on PA-28-150, PA-28-160 and PA-28-180 with serial numbers 28-1761 to 28-4377 inclusive, and PA-28-235 with serial numbers 28-10003 to 28-11039.
- F- No longer available. Order Cover Assembly P/N 69673-05 brown. 69673-03 blue or 69673-02 red if Fuel Selector Control Modification Kit has been installed per Service Bulletin 376. If Fuel Selector Control Modification Kit has not been installed per Service Bulletin 376, order Kit 760 681 for serial nos. 28-10003 to 28-10785 incl. or Kit 760 782 for serial nos. 28-10786 to 28-11039 incl.
- G- Used if Fuel Selector Control Modification Kit has been installed per Service Bulletin 376.
- H- Used if Fuel Selector Control Modification Kit has not been installed per Service Bulletin 376.

When ordering, always specify Part Number, Description, and Serial Number of Aircraft

PA-28-150  
PA-28-160  
PA-28-180  
PA-28-235

**1J21 THRU 1J24  
INTENTIONALLY LEFT BLANK**



# PIPER PARTS CATALOG

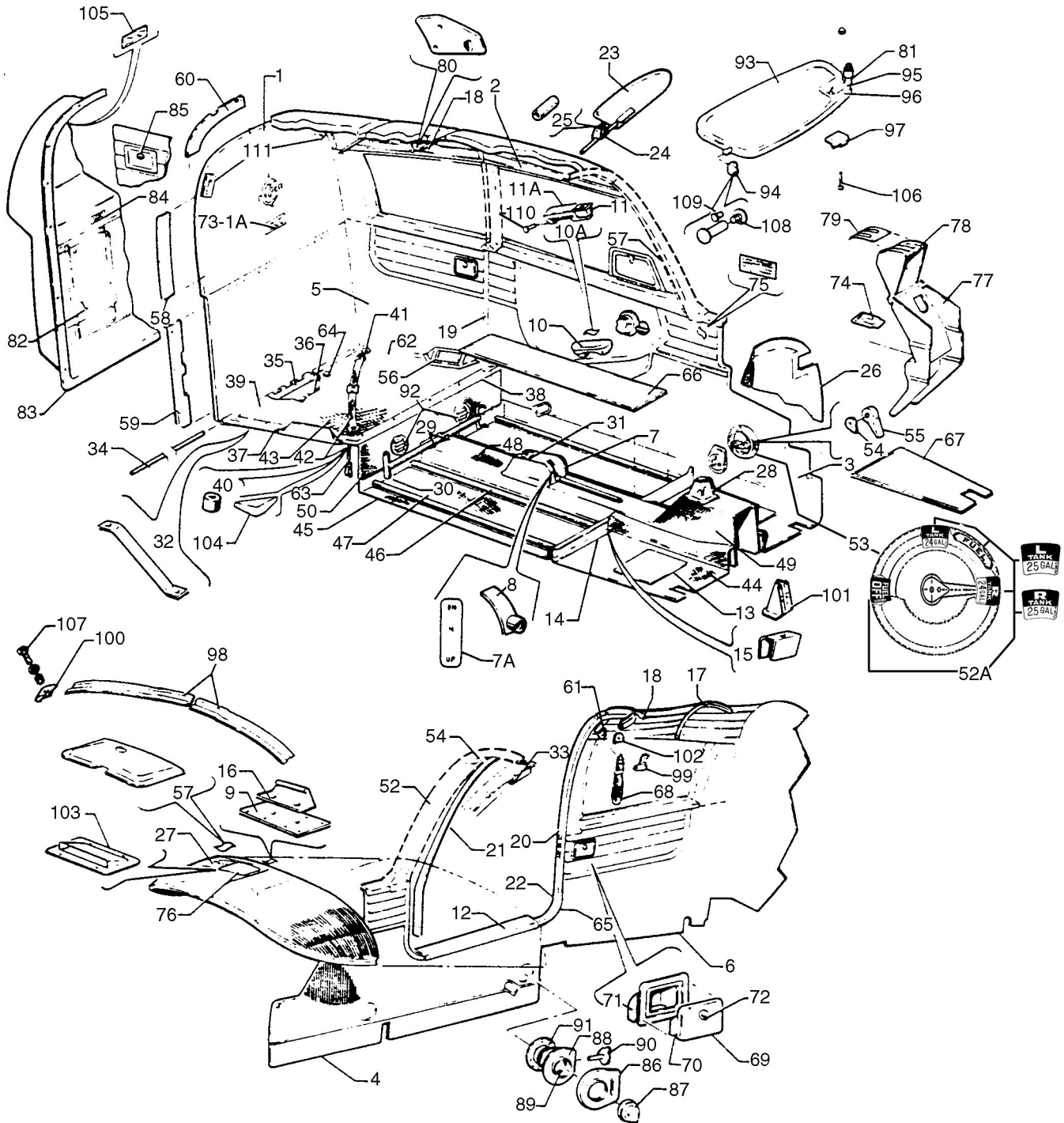


Figure 26. Cockpit Finishing Installation



**PIPER PARTS CATALOG**

Figure and Index Number	Part Number	Code	NOMENCLATURE	No. Req.	SERIAL NUMBERS AFFECTED		
26-3	580-322		PANEL ASSEMBLY - Left front cockpit, gold	1	28-7325001 to 28-7325684 incl.		
	579 833		PANEL ASSEMBLY - Left front cockpit, gold	1	28-7425001 to 28-7425454 incl.		
	579 706		PANEL ASSEMBLY - Left front cockpit, gold	1	28-7525001 to 28-7625284 incl.		
	99145-05		PANEL ASSEMBLY - Left front cockpit, green	1	28-7125001 to 28-7125651 incl.		
	99145-09		PANEL ASSEMBLY - Left front cockpit, green	1	28-7225001 to 28-7225612 incl.		
	580 323		PANEL ASSEMBLY - Left front cockpit, green	1	28-7325001 to 28-7325684 incl.		
	579 832		PANEL ASSEMBLY - Left front cockpit, green	1	28-7425001 to 28-7425454 incl.		
	579 707		PANEL ASSEMBLY - Left front cockpit, green	1	28-7525001 to 28-7625284 incl.,		
	580 740		PANEL ASSEMBLY - Left front cockpit (mushroom panel with black carpet)	1	28-7725001 and up		
	580 720		PANEL ASSEMBLY - Left front cockpit (mushroom panel with heather brown carpet)	1	28-7725001 and up		
	580 787		PANEL ASSEMBLY - Left front cockpit, (camel panel with black carpet)	1	28-7725001 and up		
	580 786		PANEL ASSEMBLY - Left front cockpit (camel panel with heather brown carpet)	1	28-7725001 and up		
	-4		63114-17	A	PANEL ASSEMBLY - Right front cockpit, brown	1	28-20002 to 28-20087 inclusive
			62294-02		PANEL ASSEMBLY - Right front cockpit, brown	1	28-20088 to 28-21467 inclusive
62294-03		PANEL ASSEMBLY - Right front cockpit, gray	1		28-20002 to 28-21467 inclusive		
62294-04		PANEL ASSEMBLY - Right front cockpit, red	1		28-21468 to 28-24999 inclusive		
66682-02		PANEL ASSEMBLY - Right front cockpit, red	1		28-25000 to 28-26956 inclusive		
99147-02		PANEL ASSEMBLY - Right front cockpit, red	1		28-7125001 to 28-7125651 incl.		
99147-06		PANEL ASSEMBLY - Right front cockpit, red	1		28-7225001 to 28-7225612 incl.		
580 332		PANEL ASSEMBLY - Right front cockpit, red	1		28-7325001 to 28-7325684 incl.		
579 712		PANEL ASSEMBLY - Right front cockpit, red	1		28-7425001 to 28-7625030 incl.		
579 636		PANEL ASSEMBLY - Right front cockpit, red	1		28-7625031 to 28-7625284 incl.		
62294-05		PANEL ASSEMBLY - Right front cockpit, brown	1		28-21468 to 28-24999 incl.		
66682-03		PANEL ASSEMBLY - Right front cockpit, brown	1		28-25000 to 28-26956 incl.		
62294-06		PANEL ASSEMBLY - Right front cockpit, blue	1		28-21468 to 28-24999 incl.		
66682-04		PANEL ASSEMBLY - Right front cockpit, blue	1		28-25000 to 28-26956 inclusive		
99147-03		PANEL ASSEMBLY - Right front cockpit, blue	1		28-7125001 to 28-7125651 incl.		
99147-07		PANEL ASSEMBLY - Right front cockpit, blue	1		28-7225001 to 28-7225612 incl.		
580 333		PANEL ASSEMBLY - Right front cockpit, blue/green	1		28-7325001 to 28-7325684 incl.		
579 713		PANEL ASSEMBLY - Right front cockpit, blue	1		28-7425001 to 28-7625030 incl.		
579 637		PANEL ASSEMBLY - Right front cockpit, blue/green	1		28-7625031 to 28-7625284 incl.		
62294-07		PANEL ASSEMBLY - Right front cockpit, beige	1		28-21468 to 28-24999 inclusive		
66682-05		PANEL ASSEMBLY - Right front cockpit, beige	1		28-25000 to 28-26956 inclusive		
99147-04		PANEL ASSEMBLY - Right front cockpit, beige	1		28-7125001 to 28-7125651 incl.		
99147-08		PANEL ASSEMBLY - Right front cockpit, beige	1		28-7225001 to 28-7225612 incl.		
580 334		PANEL ASSEMBLY - Right front cockpit, gold	1		28-7325001 to 28-7325684 incl.		
579 714		PANEL ASSEMBLY - Right front cockpit, gold	1		28-7425001 to 28-7625030 incl.		
579 638		PANEL ASSEMBLY - Right front cockpit, gold	1		28-7625031 to 28-7625284 incl.		
99147-05		PANEL ASSEMBLY - Right front cockpit, green	1		28-7125001 to 28-7125651 incl.		
99147-09		PANEL ASSEMBLY - Right front cockpit, green	1		28-7225001 to 28-7225612 incl.		
580 335		PANEL ASSEMBLY - Right front cockpit, green	1		28-7325001 to 28-7325684 incl.		
579 715		PANEL ASSEMBLY - Right front cockpit, green	1		28-7425001 to 28-7625030 incl.		
579 639		PANEL ASSEMBLY - Right front cockpit, green	1		28-7625001 to 28-7625284 incl.		
580 741		PANEL ASSEMBLY - Right front cockpit (mushroom panel with black carpet)	1		28-7725001 and up		
580 722		PANEL ASSEMBLY - Right front cockpit (mushroom panel with heather brown carpet)	1		28-7725001 and up		
580 790		PANEL ASSEMBLY - Right front cockpit camel panel with black carpet)	1		28-7725001 and up		
580 789	PANEL ASSEMBLY - Right front cockpit (camel panel with heather brown carpet)	1	28-7725001 and up				

A- If ordering for Flite Liner, it will be necessary to specify color beige or gold.

When ordering, always specify Part Number, Description, and Serial Number of Aircraft

**PIPER PARTS CATALOG**

Figure and Index Number	Part Number	Code	NOMENCLATURE	No. Req.	SERIAL NUMBERS AFFECTED
26-5	62295-02		PANEL ASSEMBLY - Left rear cockpit, brown	1	28-20002 to 28-21467 inclusive
	62295-03		PANEL ASSEMBLY - Left rear cockpit, gray	1	28-20002 to 28-21467 inclusive
	62295-04		PANEL ASSEMBLY - Left rear cockpit, red	1	28-21468 to 28-24999 inclusive
	66686-02		PANEL ASSEMBLY - Left rear cockpit, red	1	28-25000 to 28-26400 inclusive
	66686-10		PANEL ASSEMBLY - Left rear cockpit, red	1	28-26401 to 28-26956 inclusive
	99146-02		PANEL ASSEMBLY - Left rear cockpit, red	1	28-7125001 to 28-7125651 Incl.
	99146-10		PANEL ASSEMBLY - Left rear cockpit, red	1	28-7225001 to 28-7225612 Incl..
	580 324		PANEL ASSEMBLY - Left rear cockpit, red	1	28-7325001 to 28-7325684 incl.
	579 831		PANEL ASSEMBLY - Left rear cockpit, red	1	28-7425001 to 28-7625284 incl.
	62295-07	A	PANEL ASSEMBLY - Left rear cockpit, red	1	28-21468 to 28-24999 inclusive
	66686-03	A	PANEL ASSEMBLY - Left rear cockpit, red	1	28-25000 to 28-26400 inclusive
	66686-11	A	PANEL ASSEMBLY - Left rear cockpit, red	1	28-26401 to 28-26956 inclusive
	99146-06	A	PANEL ASSEMBLY - Left rear cockpit, red	1	28-7125001 to 28-7125651 incl.
	99146-14	A	PANEL ASSEMBLY - Left rear cockpit, red	1	28-7225001 to 28-7225612 incl.,
	580 328	A	PANEL ASSEMBLY - Left rear cockpit, red	1	28-7325001 to 28-7325684 incl.
	579 827	A	PANEL ASSEMBLY - Left rear cockpit, red	1	28-7425001 to 28-7625284 incl.
	62295-05		PANEL ASSEMBLY - Left rear cockpit, brown	1	28-21468 to 28-24999 inclusive
	66686-04		PANEL ASSEMBLY - Left rear cockpit, brown	1	28-25000 to 28-26400 inclusive
	66686-12		PANEL ASSEMBLY - Left rear cockpit, brown	1	28-2601 to 28-26956 inclusive
	62295-08	A	PANEL ASSEMBLY - Left rear cockpit, brown	1	28-21468 to 28-24999 inclusive
	66686-05	A	PANEL ASSEMBLY - Left rear cockpit, brown	1	28-25000 to 28-26400 inclusive
	66686-13	A	PANEL ASSEMBLY - Left rear cockpit, brown	1	28-26401 to 28-26956 inclusive
	62295-06		PANEL ASSEMBLY - Left rear cockpit, blue	1	28-21468 to 28-24999 inclusive
	66686-06		PANEL ASSEMBLY - Left rear cockpit, blue	1	28-25000 to 28-26400 inclusive
	66686-14		PANEL ASSEMBLY - Left rear cockpit, blue	1	28-26401 to 28-26956 inclusive
	99146-03		PANEL ASSEMBLY - Left rear cockpit, blue	1	28-7125001 to 28-7125651 incl.
	99146-11		PANEL ASSEMBLY - Left rear cockpit, blue	1	28-7225001 to 28-7225612 incl.
	580 325		PANEL ASSEMBLY - Left rear cockpit, blue	1	28-7325001 to 28-7325684 incl.
	579 830		PANEL ASSEMBLY - Left rear cockpit, blue	1	28-7425001 to 28-7425454 incl.
	579 709		PANEL ASSEMBLY - Left rear cockpit, blue	1	28-7525001 to 28-7625284 incl.
	62295-09	A	PANEL ASSEMBLY - Left rear cockpit, blue	1	28-21468 to 28-24999 inclusive
	66686-07	A	PANEL ASSEMBLY - Left rear cockpit, blue	1	28-25000 to 28-26400 inclusive
	66686-15	A	PANEL ASSEMBLY - Left rear cockpit, blue	1	28-26401 to 28-26956 inclusive
	99146-07	A	PANEL ASSEMBLY - Left rear cockpit, blue	1	28-7125001 to 28-7125651 incl.,
	99146-15	A	PANEL ASSEMBLY - Left rear cockpit, blue	1	28-7225001 to 28-7225612 incl.
	580 329	A	PANEL ASSEMBLY - Left rear cockpit, blue	1	28-7325001 to 28-7325684 incl.
	579 826	A	PANEL ASSEMBLY - Left rear cockpit, blue	1	28-7425001 to 28-7425454 incl.
	579 711	A	PANEL ASSEMBLY - Left rear cockpit, blue	1	28-7525001 to 28-7625284 incl.
	62294-10		PANEL ASSEMBLY - Left rear cockpit, beige	1	28-21468 to 28-24999 inclusive
	66686-08		PANEL ASSEMBLY - Left rear cockpit, beige	1	28-25000 to 28-26400 inclusive
	66686-16		PANEL ASSEMBLY - Left rear cockpit, beige	1	28-26401 to 28-26956 inclusive
	99146-04		PANEL ASSEMBLY - Left rear cockpit, beige	1	28-7125001 to 28-7125651 incl.
	99146-12	B	PANEL ASSEMBLY - Left rear cockpit, beige	1	28-7225001 to 28-7225612 incl.
	580 326		PANEL ASSEMBLY - Left rear cockpit, gold	1	28-7325001 to 28-7325684 incl.
	579 829		PANEL ASSEMBLY - Left rear cockpit, gold	1	28-7425001 to 28-7625284 incl.
	62295-11	A	PANEL ASSEMBLY - Left rear cockpit, beige	1	28-21468 to 28-24999 inclusive
	66686-09	A	PANEL ASSEMBLY - Left rear cockpit, beige	1	28-25000 to 28-26400 inclusive
	66686-17	A	PANEL ASSEMBLY - Left rear cockpit, beige	1	28-26401 to 28-26956 inclusive
	99146-08	A	PANEL ASSEMBLY - Left rear cockpit, beige	1	28-7125001 to 28-7125651 incl.
	99146-16	A,B	PANEL ASSEMBLY - Left rear cockpit, beige	1	28-7225001 to 28-7225612 incl.
580 330	A	PANEL ASSEMBLY - Left rear cockpit, gold	1	28-7325001 to 28-7325684 incl.	
579 825	A	PANEL ASSEMBLY - Left rear cockpit, gold	1	28-7425001 to 28-7625284 incl.	
99146-05		PANEL ASSEMBLY - Left rear cockpit, green	1	28-7125001 to 28-7125651 incl.	

A- Used when rear seats are installed and includes cutout for ash tray.  
 B- If ordering for Flite Liner, it will be necessary to specify color beige or gold.

When ordering, always specify Part Number, Description, and Serial Number of Aircraft

**PIPER PARTS CATALOG**

Figure and Index Number	Part Number	Code	NOMENCLATURE	No. Req.	SERIAL NUMBERS AFFECTED	
26-5	99146-13		PANEL ASSEMBLY - Left rear cockpit, green	1	28-7225001 to 28-7225612 incl.	
	580 327		PANEL ASSEMBLY - Left rear cockpit, green	1	28-7325001 to 28-7325684 incl.	
	579 828		PANEL ASSEMBLY - Left rear cockpit, green	1	28-7425001 to 28-7625284 incl.	
	99146-09	A	PANEL ASSEMBLY - Left rear cockpit, green	1	28-7125001 to 28-7125651 incl.	
	99146-17	A	PANEL ASSEMBLY - Left rear cockpit, green	1	28-7225001 to 28-7225612 incl.	
	580 331	A	PANEL ASSEMBLY - Left rear cockpit, green	1	28-7325001 to 28-7325684 incl.	
	579 824	A	PANEL ASSEMBLY - Left rear cockpit, green	1	28-7425001 to 28-7625284 incl.	
	580 721		PANEL ASSEMBLY - Left rear cockpit, mushroom	1	28-7725001 and up	
	580 788		PANEL ASSEMBLY - Left rear cockpit, camel	1	28-7725001 and up	
	-6	62296-02		PANEL ASSEMBLY - Right rear cockpit, brown	1	28-20002 to 28-21467 inclusive
		62296-03		PANEL ASSEMBLY - Right rear cockpit, gray	1	28-20002 to 28-21467 inclusive
		62296-04		PANEL ASSEMBLY - Right rear cockpit, red	1	28-21468 to 28-24999 inclusive
		66685-02		PANEL ASSEMBLY - Right rear cockpit, red	1	28-25000 to 28-26400 inclusive
		66982-02		PANEL ASSEMBLY - Right rear cockpit, red	1	28-26401 to 28-26956 inclusive
		99148-02		PANEL ASSEMBLY - Right rear cockpit, red	1	28-7125001 to 28-7125651 incl.
		99148-10		PANEL ASSEMBLY - Right rear cockpit, red	1	28-7225001 to 28-7225612 incl.
		580 340		PANEL ASSEMBLY - Right rear cockpit, red	1	28-7325001 to 28-7325684 incl.
579 815			PANEL ASSEMBLY - Right rear cockpit, red	1	28-7425001 to 28-7625284 incl.	
62296-07		A	PANEL ASSEMBLY - Right rear cockpit, red	1	28-21468 to 28-24999 inclusive	
66685-03		A	PANEL ASSEMBLY - Right rear cockpit, red	1	28-25000 to 28-26400 inclusive	
66982-03		A	PANEL ASSEMBLY - Right rear cockpit, red	1	28-26401 to 28-26956 inclusive	
99148-06		A	PANEL ASSEMBLY - Right rear cockpit, red	1	28-7125001 to 28-7125651 incl.	
99148-14		A	PANEL ASSEMBLY - Right rear cockpit, red	1	28-7225001 to 28-7225612 incl.	
580 344		A	PANEL ASSEMBLY - Right rear cockpit, red	1	28-7325001 to 28-7325684 incl.	
579 811		A	PANEL ASSEMBLY - Right rear cockpit, red	1	28-7425001 to 28-7625284 incl.	
62296-05			PANEL ASSEMBLY - Right rear cockpit, brown	1	28-21468 to 28-24999 inclusive	
66685-04			PANEL ASSEMBLY - Right rear cockpit, brown	1	28-25000 to 28-26400 incl.	
66982-04			PANEL ASSEMBLY - Right rear cockpit, brown	1	28-26401 to 28-26956 incl.	
62296-08		A	PANEL ASSEMBLY - Right rear cockpit, brown	1	28-21468 to 28-24999 inclusive	
66685-05		A	PANEL ASSEMBLY - Right rear cockpit, brown	1	28-25000 to 28-26400 inclusive	
66982-05		A	PANEL ASSEMBLY - Right rear cockpit, brown	1	28-26401 to 28-26956 inclusive	
62296-06			PANEL ASSEMBLY - Right rear cockpit, blue	1	28-21468 to 28-24999 inclusive	
66685-06			PANEL ASSEMBLY - Right rear cockpit, blue	1	28-25000 to 28-26400 inclusive	
66982-06			PANEL ASSEMBLY - Right rear cockpit, blue	1	28-26401 to 28-26956 inclusive	
99148-03			PANEL ASSEMBLY - Right rear cockpit, blue	1	28-7125001 to 28-7125651 incl.	
99148-11			PANEL ASSEMBLY - Right rear cockpit, blue	1	28-7225001 to 28-7225612 incl.	
580 341			PANEL ASSEMBLY - Right rear cockpit, blue	1	28-7325001 to 28-7325683 incl.	
579 814			PANEL ASSEMBLY - Right rear cockpit, blue	1	28-7425001 to 28-7425454 incl.	
579 719			PANEL ASSEMBLY - Right rear cockpit, blue	1	28-7525001 to 28-7625284 incl.	
62296-09		A	PANEL ASSEMBLY - Right rear cockpit, blue	1	28-21468 to 28-24999 inclusive	
66685-07		A	PANEL ASSEMBLY - Right rear cockpit, blue	1	28-25000 to 28-26400 inclusive	
66982-07		A	PANEL ASSEMBLY - Right rear cockpit, blue	1	28-26401 to 28-26956 inclusive	
99148-07		A	PANEL ASSEMBLY - Right rear cockpit, blue	1	28-7125001 to 28-7125651 incl.	
99148-15		A	PANEL ASSEMBLY - Right rear cockpit, blue	1	28-7225001 to 28-7225612 incl.	
580 315		A	PANEL ASSEMBLY - Right rear cockpit, blue	1	28-7325001 to 28-7325684 incl.	
579 810		A	PANEL ASSEMBLY - Right rear cockpit, blue	1	28-7425001 to 28-7425454 incl.	
579 720		A	PANEL ASSEMBLY - Right rear cockpit, blue	1	28-7525001 to 28-7625284 incl.	
62296-10			PANEL ASSEMBLY - Right rear cockpit, beige	1	28-21468 to 28-24999 inclusive	
66685-08			PANEL ASSEMBLY - Right rear cockpit, beige	1	28-25000 to 28-26400 inclusive	
66982-08			PANEL ASSEMBLY - Right rear cockpit, beige	1	28-26401 to 28-26956 inclusive	
99148-04			PANEL ASSEMBLY - Right rear cockpit, beige	1	28-7125001 to 28-7125651 incl.	
99148-12	B	PANEL ASSEMBLY - Right rear cockpit, beige	1	28-7225001 to 28-7225612 incl.		
580 342		PANEL ASSEMBLY - Right rear cockpit, gold	1	28-7325001 to 28-7325684 incl.		
579 813		PANEL ASSEMBLY - Right rear cockpit, gold	1	28-7425001 to 28-7625284 incl.		

A- Used when rear seats are installed and includes cutout for ash tray.  
 B- If ordering for Flite Liner, it will be necessary to specify color beige or gold.

When ordering, always specify Part Number, Description, and Serial Number of Aircraft

**PIPER PARTS CATALOG**

Figure and Index Number	Part Number	Code	NOMENCLATURE	No. Req.	SERIAL NUMBERS AFFECTED	
26-6	62296-11	A	PANEL ASSEMBLY - Right rear cockpit, beige	1	28-21468 to 28-24999 inclusive	
	66685-09	A	PANEL ASSEMBLY - Right rear cockpit, beige	1	28-25000 to 28-26400 inclusive	
	66982-09	A	PANEL ASSEMBLY - Right rear cockpit, beige	1	28-26401 to 28-26956 inclusive	
	99148-08	A	PANEL ASSEMBLY - Right rear cockpit, beige	1	28-7125001 to 28-7125651 incl.	
	99148-16	A,B	PANEL ASSEMBLY - Right rear cockpit, beige	1	28-7225001 to 28-7225612 incl.	
	580 346	A	PANEL ASSEMBLY - Right rear cockpit, gold	1	28-7325001 to 28-7325684 incl.	
	579 809	A	PANEL ASSEMBLY - Right rear cockpit, gold	1	28-7425001 to 28-7625284 incl.	
	99148-05		PANEL ASSEMBLY - Right rear cockpit, green	1	28-7125001 to 28-7125651 incl.	
	99148-13		PANEL ASSEMBLY - Right rear cockpit, green	1	28-7225001 to 28-7225612 incl.	
	580 343		PANEL ASSEMBLY - Right rear cockpit, green	1	28-7325001 to 28-7325684 incl.	
	579 812		PANEL ASSEMBLY - Right rear cockpit, green	1	28-7425001 to 28-7625284 incl.	
	99148-09	A	PANEL ASSEMBLY - Right rear cockpit, green	1	28-7125001 to 28-7125651 incl.	
	99148-17	A	PANEL ASSEMBLY ~ Right rear cockpit, green	1	28-7225001 to 28-7225612 incl.	
	580 347	A	PANEL ASSEMBLY - Right rear cockpit, green	1	28-7325001 to 28-7325684 incl.	
	579 808	A	PANEL ASSEMBLY - Right rear cockpit, green	1	28-7425001 to 28-7625284 incl.	
	580 723		PANEL ASSEMBLY - Right rear cockpit, mushroom	1	28-7725001 and up	
	580 791		PANEL ASSEMBLY . Right rear cockpit, camel	1	28-7725001 and up	
	580 727	A	PANEL ASSEMBLY - Right rear cockpit, mushroom	1	28-7725001 and up	
	580 792	A	PANEL ASSEMBLY - Right rear cockpit, camel	1	28-7725001 and up	
	-7	62826-00		COVER - Flap handle, brown	1	28-20002 to 28-20160 inclusive
62826-02			COVER - Flap handle, black	1	23-20002 to 28-20160 inclusive	
65224-02			COVER - Flap handle, brown	1	28-20161 to 28-26956 inclusive	
65224-05			COVER - Flap handle, gray	1	23-20161 to 28-26956 inclusive	
65224-04			COVER - Flap handle, blue	1	28-21468 to 28-26956 inclusive	
65224-06			COVER - Flap handle, red	1	28-21468 to 28-26956 inclusive	
65224-07			COVER - Flap handle, black	1	28-20002 to 28-26956 inclusive	
99243-04			COVER - Flap handle, red	1	28-7125001 to 28-7225612 incl.	
99243-03			COVER - Flap handle, blue	1	28-7125001 to 28-7225612 incl.	
99243-05			COVER - Flap handle, black	1	28-7125001 to 28-7225612 incl.	
67785-17		C	COVER ASSEMBLY - Flap handle	1	28-7325001 to 28-7625284 incl.	
67785-17		D	COVER ASSEMBLY - Flap handle, bark	1	28-7725001 and up	
-7a		67786-00		PLACARD - Stabilator trim	1	28-7325001 and up
-8		62827-07		SHIELD - Flap handle cover	1	28-20002 to 28-7225612 Incl.
	65672-05		SHIELD - Flap handle cover	1	28-7325001 and up	
-9	62694-00		PLATE ASSEMBLY - Assist handle	1	28-20002 to 28-24999 inclusive	
-10	63008-02		ARMREST ASSEMBLY - Brown	1	28-20002 to 28-21467 inclusive	
	63008-05		ARMREST ASSEMBLY - Gray	1	28-20002 to 28-21467 inclusive	
	63008-12		ARMREST ASSEMBLY - Red	1	28-21468 to 28-24999 inclusive	
	63008-13		ARMREST ASSEMBLY - brown	1	28-21468 to 28-24999 inclusive	
	63008-14		ARMREST ASSEMBLY - Blue	1	28-21468 to 28-24999 inclusive	
	63008-22		ARMREST ASSEMBLY - Beige	1	28-21468 to 28-24999 inclusive	
-10a	66710-16		HOUSING ASSEMBLY-Armrest	1		
-11	763 003		BOX ASSEMBLY - Ash tray (S-25-AR-C)	1		
-11a	66710-44	C	PAD - Armrest	1	28-25000 to 28-7625284 incl.	
	66710-21		PAD - Armrest, brown	1	28-25000 to 28-26956 inclusive	
	580 730		PAD - Armrest, mushroom	1	28-7725001 and up	
	580 731		PAD - Armrest, camel	1	28-7725001 and up	

- A- Used when rear seats are installed and includes cutout for ash tray.
- B- If ordering for Flite Liner, it will be necessary to specify color beige or gold.
- C- When ordering, specify color red, blue/green, gold, black or green.
- D- When ordering for serial numbers 28-7725001 to 28-7725174 inclusive specify color, "Bark I". When ordering for serial numbers 28-7725175 and up, specify color "Bark II".

When ordering, always specify Part Number, Description, and Serial Number of Aircraft

**PIPER PARTS CATALOG**

Figure and Index Number	Part Number	Code	NOMENCLATURE	No. Req.	SERIAL NUMBERS AFFECTED
26-12	63118-00		SILL- Door	1	28-20002 to 28-22945 inclusive
	65546-00		SI LL - Door	1	28-22946 to 28-7625030 incl
	65546-04		SILL- Door	1	28-7625031 and up
-13	63130-00		PLATE - Heel	2	28-20002 to 28-20520 inclusive
	63130-02		PLATE - Heel	2	28-20521 and up
-14	63131-00		COVER ASSEMBLY - Trim, brown	2	28-20002 to 28-22945 inclusive
	65674-05		COVER ASSEMBLY -Trim, brown	2	28-22946 to 28-26956 inclusive
	63131-03		COVER ASSEMBLY - Trim, gray	2	28-20002 to 28-20520 inclusive
	63131-08		COVER ASSEMBLY - Trim, blue	2	28-21468 to 28-22945 inclusive
	65674-06		COVER ASSEMBLY - Trim, blue	2	28-22946 to 28-7625284 incl.
	63131-10		COVER ASSEMBLY -Trim, red	2	28-21468 to 28-22945 inclusive
	65674-07		COVER ASSEMBLY -Trim, red	2	28-22946 to 28-7625284 incl.
	65674-09		COVER ASSEMBLY - Trim, black	2	28-20002 to 28-7625284 incl.
	65674-15		COVER ASSEMBLY -Trim, black	2	28-7725001 and up
-15	63144-00		COVER - Inboard	2	
-16	63153-00		HANDLE - Assist	1	28-20002 to 28-24999 inclusive
	67235-00		GRIP - Handhold assist	2	28-25000 to 28-7225612 incl,
-17	63142-35		TRIM STRIP - Headlining	1	28-20002 to 28-7125651 incl.
	63142-36		TRIM STRIP - Headlining	1	28-7225001 to 28-7325684 incl.
-18	63142-10		TRIM STRIP - Headlining, left	1	28-20002 to 28-7325684 incl.
	63142-09		TRIM STRIP - Headlining, right	1	28-20002 to 28-7325684 incl.
-19	63142-11		TRIM STRIP - Cockpit, left	1	28-20002 to 28-7225612 incl
-20	63142-13		TRIM STRIP - Door frame, top rear	1	28-20002 to 28-7325294 incl.
	63142-45		TRIM STRIP - Door frame, top rear	1	28-7325295 to 28-7625030 incl.
	63142-55		TRIM STRIP - Door frame, top rear	1	28-7625031 and up
-21	63142-14		TRIM STRIP - Door frame, front	1	28-20002 to 28-7325394 incl
	63142-06		TRIM STRIP - Door frame, front	1	28-7325295 to 28-7625030 incl.
	63142-50		TRIM STRIP - Door frame, front	1	28-7625031 and up
-22	63142-02		TRIM STRIP - Door frame, bottom rear	1	28-20002 to 28-7625030 incl.
	63142-56		TRIM STRIP - Door frame, bottom rear	1	28-7625031 and up
-23	764 114		VISOR ASSEMBLY-Sun	2	28-20002 to 28-26400 inclusive
-24	63229-02		SUPPORT ASSEMBLY-Sun visor	1	28-20002 to 28-26400 inclusive
-25	63900-44		BUSHING - Sun visor support	1	28-20002 to 28-26400 inclusive
-26	63260-00		BLANKET - Firewall	1	28-20002 to 28-22531 inclusive
	65497-00		BLANKET - Firewall	1	28-22532 to 28-24999 inclusive
	99818-00		BLANKET - Firewall	1	28-25 000 and up
-27	63930-00		COVER - Cowl	1	28-20002 to 28-22959 inclusive
	67325-00		COVER - Cowl	1	28-22960 and up
-28	63940-00		COVER - Tee bar, brown	1	28-20002 to 28-21467 inclusive
	63940-02		COVER - Tee bar, gray	1	28-20002 to 28-21467 inclusive
	63940-03		COVER - Tee bar, red	1	28-21468 to 28-24999 inclusive
	63940-04		COVER - Tee bar, brown	1	28-21468 to 28-24999 inclusive
	63940-05		COVER - Tee bar, blue	1	28-21468 to 28-24999 inclusive
	63940-06		COVER - Tee bar, beige	1	28-21468 to 28-24999 inclusive
-29	454 838		CLIP- Tow bar (225L)	2	
-30	99458-00		BAR ASSEMBLY - Tow	1	
-31	489 371	W	TRAY - Ash (with retainer!	1	28-20002 to 28-20160 inclusive

W- These parts must be ordered from Service Spares Department, Piper Aircraft, Lock Haven, Penna.

When ordering, always specify Part Number, Description, and Serial Number of Aircraft

**PIPER PARTS CATALOG**

Figure and Index Number	Part Number	Code	NOMENCLATURE	No. Req.	SERIAL NUMBERS AFFECTED
26-32	62259-00		BRACE - Baggage	1	
-33	453 691		BUTTON - Plug (SS48151)	2	
-34	63744-06		PIN - Baggage floor hinge	2	
-35	62264-00		HINGE HALF - Baggage floor	2	
-36	62265-00	A	FLOOR - Baggage	1	28-20002 to 28-20909 inclusive
	65513-00		FLOOR - Baggage	1	28-20910 to 28-26956 inclusive
	99356-00		FLOOR - Baggage	1	28-7125001 to 28-71256651 incl.
	99356-02		FLOOR - Baggage	1	28-7225001 and up
-37	62269-02	A	TRIM STRIP - Baggage floor, right	1	28-20002 to 28-20909 inclusive
	62269-05		TRIM STRIP - Baggage floor, right	1	28-20910 to 28-26956 inclusive
	62269-11		TRIM STRIP - Baggage floor, right front	1	28-7125001 and up
	62269-09		TRIM STRIP - Baggage floor, right rear	1	28-7125001 to 28-7125651 incl.
	99715-00		TRIM STRIP - Baggage floor, right rear	1	28-7225001 and up
-38	62269-06		TRIM STRIP - Baggage floor, front	1	
-39	62272-00		TRIM STRIP - Baggage floor, rear	1	28-20002 to 28-7125651 incl. .
	99714-00		TRIM STRIP - Baggage floor, rear	1	28-7225001 and up
40	453 706		BUMPER - Baggage floor (91021 )	3	
41	17870-06	W	STRAP ASSEMBLY - Baggage tie down (buckle end)	1	28-20002 to 28-20087 inclusive
	66805-00		STRAP ASSEMBLY - Baggage tie down (buckle end) black	2	28-20088 and up
42	17871-08	W	STRAP ASSEMBLY - Baggage tie down (tip end)	1	28-20002 to 28-20087 inclusive
	66804-00		STRAP ASSEMBLY - Baggage tie down (tip end) black	2	28-20088 and up
43	62267-02	A	CARPET ASSEMBLY - Baggage floor and spar, brown	1	28-20002 to 28-20909 inclusive
	62267-03	A	CARPET ASSEMBLY - Baggage floor and spar, gray	1	28-20002 to 28-20909 inclusive
	65514 00		CARPET ASSEMBLY - Baggage floor and spar, brown	1	28-20910 to 28-24999 inclusive
	65514-04		CARPET ASSEMBLY - Baggage floor and spar, gray	1	28-20910 to 28-24999 inclusive
	65514-02		CARPET ASSEMBLY - Baggage floor and spar, red	1	28-21468 to 28-24999 inclusive
	65514-03		CARPET ASSEMBLY - Baggage floor and spar, blue	1	28-21468 to 28-24999 inclusive
	65514-05		CARPET ASSEMBLY - Baggage floor and spar, black	1	28-20002 to 28-24999 inclusive
	66709-02		CARPET ASSEMBLY - Baggage floor, brown	1	28-25000 to 28-26956 inclusive
	66709-03		CARPET ASSEMBLY - Baggage floor, red	1	28-25000 to 28-26956 inclusive
	66709-04		CARPET ASSEMBLY - Baggage floor, blue	1	28-25000 to 28-26956 inclusive
	66709-05		CARPET ASSEMBLY - Baggage floor, black	1	28-25000 to 28-26956 inclusive
	66709-10		CARPET ASSEMBLY - Baggage floor, red	1	28-7125001 to 28-7125651 incl.
	66709-11		CARPET ASSEMBLY - Baggage floor, blue	1	28-7125001 to 28-7125651 incl.
	66709-12		CARPET ASSEMBLY - Baggage floor, black	1	28-7125001 to 28-7125651 incl.
	66709-08		CARPET ASSEMBLY - Baggage floor, red	1	28-7225001 to 28-7425454 incl.
	66709-06		CARPET ASSEMBLY - Baggage floor, blue	1	28-7225001 to 28-7425454 incl.
	66709-09		CARPET ASSEMBLY - Baggage floor, black	1	28-7225001 to 28-7425454 incl.
	591 003		CARPET ASSEMBLY - Baggage floor, red	1	28-7525001 to 28-7625284 incl.
	591 005		CARPET ASSEMBLY - Baggage floor, blue	1	28-7525001 to 28-7625284 incl.
	591 004		CARPET ASSEMBLY - Baggage floor, black	1	28-7525001 and up
	591 489		CARPET ASSEMBLY - Baggage floor, heather brown	1	28-7725001 and up

A- If Kit 756 962 has been installed, order part for serial numbers 28-20910 to 28-20939 inclusive.

W- These parts must be ordered from Service Spares Department, Piper Aircraft, Lock Haven, Penna.

When ordering, always specify Part Number, Description, and Serial Number of Aircraft



**PIPER PARTS CATALOG**

Figure and Index Number	Part Number	Code	NOMENCLATURE	No. Req.	SERIAL NUMBERS AFFECTED	
26-44	63116-26		CARPET - Floor, front, left, gray	1	28-20002 to 28-21467 inclusive	
	63116-37		CARPET - Floor, front, left, brown	1	28-20002 to 28-26956 inclusive	
	63116-97		CARPET - Floor, front, left, red	1	28-21468 to 28-7125651 incl.,	
	67907-02		CARPET - Floor, front, left, red	1	28-7225001 to 28-7425454 incl.	
	591 036		CARPET - Floor, front, left, red	1	28-7525001 to 28-7625284 incl.	
	63116-52		CARPET - Floor, front, left, blue	1	28-21468 to 28-7125651 incl.	
	67907-06		CARPET - Floor, front, left, blue	1	28-7225001 to 28-7425454 incl.	
	591 038		CARPET - Floor, front, left, blue	1	28-7525001 to 28-7625284 incl.	
	63116-136		CARPET - Floor, front, left, black	1	28-20002 to 28-7125651 incl.	
	67907-04		CARPET - Floor, front, left, black	1	28-7225001 to 28-7425454 incl.	
	591 037		CARPET - Floor, front, left, black	1	28-7525001 and up	
	591 505		CARPET - Floor, front, left, heather brown	1	28-7725001 and up	
	79236-06	A,B	CARPET - Floor, front, left	1	28-7425001 to 28-7425454 incl.	
	591 190	A	CARPET - Floor, front, left, red	1	28-7525001 to 28-7625284 incl.	
	591 192	A	CARPET - Floor, front, left, blue	1	28-7525001 to 28-7625284 incl.	
	591 191	A	CARPET - Floor, front, left, black	1	28-7525001 and up	
	63116-27		CARPET - Floor, front, right, gray	1	28-20002 to 28-21467 inclusive	
	63116-38		CARPET - Floor, front, right, brown	1	28-20002 to 28-26956 inclusive	
	63116-98		CARPET - Floor, front, right, red	1	28-21468 to 28-7125651 incl.	
	67907-03		CARPET - Floor, front, right, red	1	28-7225001 to 28-7425454 incl.	
	591 039		CARPET - Floor, front, right, red	1	28-7525001 to 28-76252~4 incl.	
	63116-53		CARPET - Floor, front, right, blue	1	28-21468 to 28-7125651 incl.	
	67907-07		CARPET - Floor, front, right, blue	1	28-7225001 to 28-7425454 incl.	
	591 041		CARPET - Floor, front, right, blue	1	28-7525001 to 28-7625284 incl.	
	63116-137		CARPET - Floor, front, right, black	1	28-20002 to 28-7125651 incl.	
	67907-05		CARPET - Floor, front, right, black	1	28-7225001 to 28-7425454 incl.	
	591 040		CARPET - Floor, front, right, black	1	28-7525001 and up	
	591 507		CARPET - Floor, front, right, heather brown	1	28-7725001 and up	
	79236-07	A,B	CARPET - Floor, front, right	1	28-7425001 to 28-7425454 incl.	
	591 196	A	CARPET - Floor, front, right, red	1	28-7525001 to 28-7625284 incl.	
	591 198	A	CARPET - Floor, front, right, blue	1	28-7525001 to 28-7625284 incl.	
	591 197	A	CARPET - Floor, front, right, black	1	28-7525001 and up	
	-45	63116-06		CARPET - Floor rear outboard, brown	2	28-20002 to 28-26956 inclusive
		63116-24		CARPET - Floor rear outboard, gray	2	28-20002 to 28-2146,7 inclusive
		63116-93		CARPET - Floor, rear outboard, red	2	28-21468 to 28-7125651 incl.
		63116-48		CARPET - Floor, rear outboard, blue	2	28-21468 to 28-7125651 incl.
		63116-132		CARPET - Floor, rear outboard, black	2	28-20002 to 28-7125651 incl. .
		67905-02		CARPET - Floor rear outboard, red	2	28-7225001 to 28-7425454 incl.
		67905-04		CARPET - Floor rear outboard, blue	2	28-7225001 to 28-7425454 incl.
		67905-03		CARPET - Floor, rear outboard, black	2	28-7225001 to 28-7425454 incl.
		591 026		CARPET - Floor, rear outboard, red	2	28-7525001 to 28-7625284 incl.
		591 028		CARPET - Floor, rear outboard, blue	2	28-7525001 to 28-7625284 incl.
		591 027		CARPET - Floor, rear outboard, black	2	28-7525001 and up
		591 501		CARPET - Floor, rear outboard, heather brown	2	28-7725001 and up
		79236-16	A,B	CARPET - Floor rear outboard	2	28-7425001 to 28-7425454 incl.
591 275		A	CARPET - Floor rear outboard, red	2	28-7525001 to 28-7625284 incl.	
591 277		A	CARPET - Floor, rear outboard, blue	2	28-7525001 to 28-7625284 incl.	
591 276		A	CARPET - Floor, rear outboard, black	2	28-7525001 and up.	

A- Used if sound reduction carpeting is installed.  
 B- When ordering, specify color red, blue or black.  
 W- These parts must be ordered from Service Spares Department, Piper Aircraft, Lock Haven, Penna.

When ordering, always specify Part Number, Description, and Serial Number of Aircraft

**PIPER PARTS CATALOG**

Figure and Index Number	Part Number	Code	NOMENCLATURE	No. Req.	SERIAL NUMBERS AFFECTED	
26-46	63116-19		CARPET - Floor, rear inboard, brown	2	28-20002 to 28-26956 inclusive	
	63116-31		CARPET - Floor, rear inboard, gray	2	28-20002 to 28-21467 inclusive	
	63116-95		CARPET - Floor, rear inboard, red	2	28-21468 to 28-26956 inclusive	
	63116-50		CARPET - Floor, rear inboard, blue	2	28-21468 to 28-26956 inclusive	
	63116-134		CARPET - Floor, rear inboard, black	2	28-20002 to 28-26956 inclusive	
	99113-12		CARPET - Floor, left rear inboard, red	1	28-7125001 to 28-7125651 incl.	
	99113-14		CARPET - Floor, left rear inboard, blue	1	28-7125001 to 28-7125651 incl.	
	99113-16		CARPET - Floor, left rear inboard, black	1	28-7125001 to 28-7125651 incl.	
	99113-13		CARPET - Floor, right rear inboard, red	1	28-7125001 to 28-7125651 incl.	
	99113-15		CARPET - Floor, right rear inboard, blue	1	28-7125001 to 28-7125651 incl.	
	99113-17		CARPET - Floor, right rear inboard, black	1	28-7125001 to 28-7125651 incl.	
	99113-02		CARPET - Floor, left rear inboard, red	1	28-7225001 to 28-7425454 incl.	
	99113-06		CARPET - Floor left rear inboard, blue	1	28-7225001 to 28-7425454 incl.	
	99113-04		CARPET - Floor left rear inboard, black	1	28-7225001 to 28-7425454 incl.	
	591 390		CARPET - Floor, left rear inboard, red	1	28-7525001 to 28-7625284 incl.	
	591 392		CARPET - Floor, left rear inboard, blue	1	28-7525001 to 28-7625284 incl.	
	591 391		CARPET - Floor, left rear inboard, black	1	28-7525001 and up	
	591 573		CARPET - Floor, left rear inboard, heather brown	1	28-7725001 and up	
	99113-03		CARPET - Floor, right rear inboard, red	1	28-7225001 to 28-7425454 incl.	
	99113-07		CARPET - Floor, right rear inboard, blue	1	28-7225001 to 28-7425454 incl.	
	99113-05		CARPET - Floor, right rear inboard, black	1	28-7225001 to 28-7425454 incl.	
	591 393		CARPET - Floor right rear inboard, red	1	28-7525001 to 28-7625284 incl.	
	591 395		CARPET - Floor right rear inboard, blue	1	28-7525001 to 28-7625284 incl.	
	591 394		CARPET - Floor, right rear inboard, black	1	28-7525001 and up	
	591 575		CARPET - Floor, right rear inboard, heather brown	1	28-7725001 and up	
	47	63116-04		CARPET - Floor, rear center, brown	2	28-20002 to 28-26956 inclusive
		63116-23		CARPET - Floor rear center, gray	2	28-20002 to 28-21467 inclusive
		63116-94		CARPET - Floor rear center, red	2	28-21468 to 28-7125651 incl.
		63116-49		CARPET - Floor, rear center, blue	2	28-21468 to 28-7125651 Incl.
		63116-133		CARPET - Floor, rear center, black	2	28-20002 to 28-7125651 incl.
		67906-02		CARPET - Floor, rear center, red	2	28-7225001 to 28-7425454 incl.
		67906-04		CARPET - Floor rear center, black	2	28-7225001 to 28-7425454 incl.
		67906-03		CARPET - Floor rear center, black	2	28-7225001 to 28-7425454 incl.
		591 031		CARPET - Floor, rear center, red	2	28-7525001 to 28-7625284 incl.
591 033			CARPET - Floor, rear center, blue	2	28-7525001 to 28-7625284 incl.	
591 032			CARPET - Floor, rear center, black	2	28-7525001 and up	
591 503			CARPET - Floor rear center, heather brown	2	28-7725001 and up	
79236-05		A,B	CARPET - Floor rear center	1	28-7425001 to 28-7425454 incl.	
591 182		A	CARPET - Floor, rear center, red	2	28-7525001 to 28-7625284 incl.	
591 184		A	CARPET - Floor, rear center, blue	2	28-7525001 to 28-7625284 incl.	
591 183		A	CARPET - Floor, rear center, black	2	28-7525001 and up	

A- Used if sound reduction carpeting is installed.  
B- When ordering, specify color red, blue or black.

When ordering, always specify Part Number, Description, and Serial Number of Aircraft

**PIPER PARTS CATALOG**

Figure and Index Number	Part Number	Code	NOMENCLATURE	No. Req.	SERIAL NUMBERS AFFECTED	
26-48	63116-17		CARPET ASSEMBLY - Tunnel, top, brown	1	28-20002 to 28-26956 inclusive	
	63116-34		CARPET ASSEMBLY - Tunnel, top, gray	1	28-20002 to 28-21467 inclusive	
	63116-87		CARPET ASSEMBLY - Tunnel, top, red	1	28-21468 to 28-26956 inclusive	
	63116-88		CARPET ASSEMBLY - Tunnel, top, blue	1	28-21468 to 28-26956 inclusive	
	63116-155		CARPET ASSEMBLY - Tunnel, top, black	1	28-20002 to 28-26956 inclusive	
	99114-11		CARPET ASSEMBLY - Tunnel, top, red	1	28-7125001 to 28-7425454 incl.	
	99114-12		CARPET ASSEMBLY - Tunnel, top, blue	1	28-7125001 to 28-7425454 incl.	
	99114-13		CARPET ASSEMBLY - Tunnel, top, black	1	28-7125001 to 28-7425454 incl.	
	591 396		CARPET ASSEMBLY - Tunnel, top, red	1	28-7525001 to 28-7625284 incl.	
	591 398		CARPET ASSEMBLY - Tunnel, top, blue	1	28-7525001 to 28-7625284 incl.	
	591 397		CARPET ASSEMBLY - Tunnel, top, black	1	28-7525001 and up	
	591 577		CARPET ASSEMBLY - Tunnel, top, heather brown	1	28-7725001 and up	
	-49	63116-12		CARPET ASSEMBLY - Tunnel, side, left, brown	1	28-20002 to 28-24999 Inclusive
		63116-33		CARPET ASSEMBLY - Tunnel, side, left, gray	1	28-20002 to 28-21467 inclusive
		63116-103		CARPET ASSEMBLY - Tunnel, side, left, red	1	28-21468 to 28-24999 inclusive
63116-63			CARPET ASSEMBLY - Tunnel, side, left, blue	1	28-21468 to 28-24999 inclusive	
63116-150			CARPET ASSEMBLY - Tunnel, side, left, black	1	28-20002 to 28-24999 inclusive	
631 16-123			CARPET ASSEMBLY - Tunnel, side, left, brown	1	28-25000 to 28-26956 inclusive	
63116-125			CARPET ASSEMBLY - Tunnel, side, left, red	1	28-25000 to 28-7125651 incl.	
63116-124			CARPET ASSEMBLY - Tunnel, side, left, blue	1	28-25000 to 28-7125651 incl.	
63116-139			CARPET ASSEMBLY - Tunnel, side, left, black	1	28-25000 to 28-7125651 incl.	
67904-02			CARPET ASSEMBLY - Tunnel, side, left, red	1	28-7225001 to 28-7425454 incl.	
67904-06			CARPET ASSEMBLY - Tunnel, side, left, blue	1	28-7225001 to 28-7425454 incl.	
67904-04			CARPET ASSEMBLY - Tunnel, side, left, black	1	28-7225001 to 28-7425454 incl.	
591 016			CARPET ASSEMBLY - Tunnel, side, left, red	1	28-7525001 to 28-7625284 incl.	
591 018			CARPET ASSEMBLY - Tunnel, side, left, blue	1	28-7525001 to 28-7625284 incl.	
591 017			CARPET ASSEMBLY - Tunnel, side, left, black	1	28-7525001 and up	
591 497			CARPET ASSEMBLY - Tunnel, side, left, heather brown	1	28-7725001 and up	
63116-21			CARPET ASSEMBLY - Tunnel, side, right, brown	1	28-20002 to 28-24999 inclusive	
63116-35			CARPET ASSEMBLY - Tunnel, side, right, gray	1	28-20002 to 28-21467 inclusive	
63116-83			CARPET ASSEMBLY - Tunnel, side, right, red	1	28-21468 to 28-24999 inclusive	
63116-84			CARPET ASSEMBLY - Tunnel, side, right, blue	1	28-21468 to 28-24999 inclusive	
63116-158			CARPET ASSEMBLY - Tunnel, side, right, black	1	28-20002 to 28-24999 inclusive	
63116-127			CARPET ASSEMBLY - Tunnel, side, right, brown	1	28-25000 to 28-26956 inclusive	
63116-129			CARPET ASSEMBLY - Tunnel, side, right, red	1	28-25000 to 28-7125651 incl.	
63116-128			CARPET ASSEMBLY - Tunnel, side, right, blue	1	28-25000 to 28-7125651 incl.	
63116-126			CARPET ASSEMBLY - Tunnel, side, right, black	1	28-25000 to 28-7125651 incl.	
67904-03			CARPET ASSEMBLY - Tunnel, side, right, red	1	28-7225001 to 28-7425454 incl.	
67904-07			CARPET ASSEMBLY - Tunnel, side, right, blue	1	28-7225001 to 28-7425454 incl.	
67904-05			CARPET ASSEMBLY - Tunnel, side, right, black	1	28-7225001 to 28-7425454 incl.	
591 021			CARPET ASSEMBLY - Tunnel, side, right, red	1	28-7525001 to 28-7625284 incl.	
591 023			CARPET ASSEMBLY - Tunnel, side, right, blue	1	28-7525001 to 28-7625284 incl.	
591 022			CARPET ASSEMBLY - Tunnel, side, right, black	1	28-7525001 and up	
591 499			CARPET ASSEMBLY - Tunnel, side, right, heather brown	1	28-7725001 and up	
-50		66687-02		CARPET ASSEMBLY - Spar box, brown	1	28-25000 to 28-26956 inclusive
		66687-03		CARPET ASSEMBLY - Spar box, red	1	28-25000 to 28-26956 inclusive
		66687-04		CARPET ASSEMBLY - Spar box, blue	1	28-25000 to 28-26956 inclusive
	66687-05		CARPET ASSEMBLY - Spar box, black	1	28-25000 to 28-26956 inclusive	
	66687-10		CARPET ASSEMBLY - Spar box, red	1	28-7125001 to 28-7325684 incl.	
	66687-11		CARPET ASSEMBLY - Spar box, blue	1	28-7125001 to 28-7325684 incl.	
	66687-12		CARPET ASSEMBLY - Spar box, black	1	28-7125001 to 28-7325684 incl.	
	66687-08		CARPET ASSEMBLY - Spar box, red	1	28-7425001 to 28-7425454 incl.	
	66687-06		CARPET ASSEMBLY - Spar box, blue	1	28-7425001 to 28-7425454 incl.	
	66687-09		CARPET ASSEMBLY - Spar box, black	1	28-7425001 to 28-7425454 incl.	
	591 000		CARPET ASSEMBLY - Spar box, red	1	28-7525001 to 28-7625284 incl.	
	591 002		CARPET ASSEMBLY - Spar box, blue	1	28-7525001 to 28-7625284 incl.	
	591 001		CARPET ASSEMBLY - Spar box, black	1	28-7525001 and up	
	591 487		CARPET ASSEMBLY - Spar box, heather brown	1	28-7725001 and up	

When ordering, always specify Part Number, Description, and Serial Number of Aircraft

**PIPER PARTS CATALOG**

Figure and Index Number	Part Number	Code	NOMENCLATURE	No. Req.	SERIAL NUMBERS AFFECTED
26-51	63149-02		TRIM STRIP - Windshield channel, left, brown	1	28-20002 to 28-21045 inclusive
	63149-06		TRIM STRIP - Windshield channel, left, gray	1	28-20002 to 28-21045 inclusive
	63149-10		TRIM STRIP - Windshield channel, left, sand	1	28-21046 to 28-7125194 incl.
	63149-14		TRIM STRIP - Windshield channel, left, white	1	28-7125195 and up
-52	63822-00	A,B	PLATE - Fuel selector	1	28-20002 to 28-26956 inclusive
	99635-09	E	COVER ASSEMBLY - Fuel selector	1	28-7125001 and up
-53	63949-00	F	HANDLE ASSEMBLY - Fuel selector valve	1	28-20002 to 28-26956 inclusive
	99181-03		HANDLE ASSEMBLY - Fuel selector valve	1	28-7125001 and up
-54	63949-02	F	* INDICATOR	1	28-20002 to 28-26956 inclusive
-55	63949-03	F	* HANDLE	1	28-20002 to 28-26956 inclusive
-56	99252-02		COVER ASSEMBLY - Exhaust vent, red	2	28-7125001 to 28-7425414 incl.
	99252-03		COVER ASSEMBLY - Exhaust vent, blue	2	28-7125001 to 28-7425414 incl.
	99252-05		COVER ASSEMBLY - Exhaust vent, black	2	28-7125001 to 28-7125651 incl.
	99252-04		COVER ASSEMBLY - Exhaust vent, tan	2	28-7225001 to 28-7425414 incl.
	99252-07		COVER ASSEMBLY - Exhaust vent, green	2	28-7225001 to 28-7425414 incl.
	99252-10	E	COVER ASSEMBLY - Exhaust vent	2	28-7425415 and up
-57	78112-02		COVER - Cowl deck	1	28-7225001 to 28-7225612 incl.
	78112-03		COVER - Cowl deck	1	28-7325001 to 28-7425298 incl. 28-7425300 to 28-7425454 incl. 28-7425299 to 28-7525001 and up
	78112-05		COVER - Cowl deck	1	
-58	62278-02		RETAINER - Closeout panel, side, upper	2	
-59	62278-03		RETAINER - Closeout panel, side, lower	2	
-60	62278-04		RETAINER - Closeout panel, top	2	
-61	565 181		HOOK - Coat (1001 R.F.)	1	28-20696 to 28-7425454 incl.
-62	62269-02	C	TRIM STRIP - Baggage floor, left	1	28-20002 to 28-20909 inclusive
	62269-04		TRIM STRIP - Baggage floor, left	1	28-20910 to 28-26956 inclusive
	62269-12		TRIM STRIP - Baggage floor, left front	1	28-71 25001 and up
	62269-10		TRIM STRIP - Baggage floor, left rear	1	28-7125001 to 28-7125651 incl.
	99715-00		TRIM STRIP - Baggage floor, left rear	1	28-7225001 and up
-63	65520-00	D	CABLE ASSEMBLY - Belt attachment	2	28-20910 to 28-7125651 incl.
	96908-00		CABLE ASSEMBLY - Belt attachment	2	28-7225001 and up
-64	68551-00	D	SLEEVE - Trim	3	28-20910 to 28-7125651 incl.
	99240-00		RING - Boot attachment	1	28-7225001 and up
-65	63106-07		WINDLACING - Door seal, gray	1	28-20002 to 28-21467 inclusive
	65564-02		WINDLACING - Door seal, white	1	28-20002 to 28-7125194 incl.
	69403-03		WINDLACING - Door seal, white	1	29-7125195 and up
-66	96684-00		FLOORBOARD - Rear, left and right	2	
-67	63164-00		FLOORBOARD - Front, left	1	28-20002 to 28-7325684 incl.
	76123-12		FLOORBOARD - Front, left	1	28-7425001 and up
	63164-01		FLOORBOARD - Front, right	1	28-20002 to 28-7325684 incl.
	76123-13		FLOORBOARD - Front, right	1	28-7425001 and up
-68	62353-04		LOOP ASSEMBLY - Assist, white	1	28-20002 to 28-7125194 incl.
	62353-05		LOOP ASSEMBLY - Assist, white	1	28-71251 95 to 28-7425454 incl.
	79455-00		LOOP ASSEMBLY - Assist, white	1	28-7525001 and up

- A- When ordering, specify color red, blue or light brown.
- B- Order part for serial numbers 28-7125001 and up if Fuel Selector Valve Cover Kit 760 546 has been installed.
- C- If Kit 756 962 has been installed, order part for serial numbers 28-20910 to 28-20939 inclusive.
- D - Used on serial numbers 28-20002 to 28-20909 inclusive if Kit 756 962 has been installed.
- E- When ordering, specify color red, blue/green, tan, black or green.
- F- Order part for serial numbers 28-7125001 to 28-7525003 inclusive if Fuel Selector Valve Cover Kit 760 546 has been installed.

When ordering, always specify Part Number, Description, and Serial Number of Aircraft

**PIPER PARTS CATALOG**

Figure and Index Number	Part Number	Code	NOMENCLATURE	No. Req.	SERIAL NUMBERS AFFECTED
26-69	65304-00		PANEL - Ash box	2	28-20002 to 28-24999 inclusive
-70	453 141	W	BOX - Ash	2	28-20002 to 28-24999 inclusive
-71	484 385	W	RETAINER - Ash box	2	28-20002 to 28-24999 inclusive
-72	65286-05		KNOB - Ash box, red	2	28-20002 to 28-24999 inclusive
	65286-06		KNOB - Ash box blue	2	28-20002 to 28-24999 inclusive
	65286-07		KNOB - Ash box brown	2	28-20002 to 28-24999 inclusive
	65286-08		KNOB - Ash box, tan	2	28-20002 to 28-24999 inclusive
-73	65530-00		PLACARD - Baggage compartment	1	28-25000 to 28-7625234 incl.
	69669-171		PLACARD - Baggage compartment	1	28-7725001 and up
-74	65219-00		PLACARD - Rudder trim	1	28-25000 and up
-75	69288-00		PLACARD ASSEMBLY - Operating limitations, mph	1	28-25000 to 28-7225612 incl.
	69288-03		PLACARD - Operating limitations, mph	1	28-7325001 to 28-7625284 incl.
	79157-00		PLACARD ASSEMBLY-Operating limitations, knots	1	28-25000 to 28-7225612 incl.
	69669-05		PLACARD - Operating limitations, knots	1	28-7325001 to 28-7625284 incl.
	69669-142		PLACARD - Operating limitations, knots	1	28-7725001 and up
	99811-02	A	PLACARD - Operating limitations, mph	1	28-25001 to 28-7125472 to 28-7625284 inclusive
	69669-06	A	PLACARD - Operating limitations, knots	1	28-25001 to 28-7125472 to 28-7625284 inclusive
	69669-154	A	PLACARD - Operating limitations, knots	1	28-7725001 and up
-76	67315 00		COVER ASSEMBLY - Access	2	28-25000 to 28-26956 inclusive
-77	67330-10	C	COVER - Console	1	28-25000 and up
-78	67232-15		COVER ASSEMBLY - Engine controls	1	28-25000 to 28-7625284 incl.
	67232-26	B	COVER ASSEMBLY - Engine controls	1	28-7125174 to 28-7625284 incl.
	67232-40	D	COVER ASSEMBLY - Engine controls, bark	1	28-7725001 and up
-79	65846-00		PLACARD - Engine controls	1	
-80	99737-02		COVER ASSEMBLY - Shoulder harness, forward, left	1	28-7225001 to 28-7225612 incl.
	78054-02		COVER ASSEMBLY - Shoulder harness, forward, left	1	28-7325001 and up
	99801-00		COVER ASSEMBLY - Shoulder harness, forward, right	1	28-7225001 to 28-7225612 incl.
	99801-02		COVER ASSEMBLY - Shoulder harness, forward, right	1	28-7325001 and up
-81	65869-00		BEARING - Sun visor	2	28-26401 and up
-82	79445-00		DOOR ASSEMBLY - Rear bulkhead	1	28-25000 and up
-83	66670-00		BULKHEAD ASSEMBLY- Cabin, rear	1	28-25000 and up
-84	65530-00		PLACARD - Bulkhead assembly	1	28-25000 and up
-85	489 388		TRAY - Ash, chrome	2	28-25000 and up
-86	65735-06		FLANGE - Air vent, brown	4	28-25000 to 28-26956 inclusive
	65735-19	C	FLANGE - Air vent	4	28-25000 and up
-87	65735-03		CUP- Air vent, brown	4	28-25000 to 28-26956 inclusive
	65735-18	C	CUP- Air vent	4	28-25000 and up
-88	68416-00		VENT ASSEMBLY - Air, forward, left (complete)	1	28-25000 and up
	68416 01		VENT ASSEMBLY - Air, forward, right (complete)	1	28-25000 and up
	68556-00		VENT ASSEMBLY - Air, aft, left (complete)	1	28-25000 and up
	68556-01		VENT ASSEMBLY - Air, aft, right (complete)	1	28-25000 and up

- A- Used if air conditioning or fresh air blower is installed.
- B- Used on Flite Liner Model only.
- C- When ordering, specify/ color red, blue/green, gold, black, green or bark. Specify color "Bark 1" for serial number 28-7725001 to 28-7725174 inclusive. Specify color "Bark II" for serial number 28-7725175 and up.
- D- When ordering for serial number 28-7725001 to 28-7725174 inclusive, specify' color "Bark 1". When ordering for serial number 28-7725175 and up, specify color "Bark II".
- W- These parts must be ordered from Service Spares Department, Piper Aircraft, Lock Haven, Penna.

When ordering, always specify Part Number, Description, and Serial Number of Aircraft

**PIPER PARTS CATALOG**

Figure and Index Number	Part Number	Code	NOMENCLATURE	No. Req.	SERIAL NUMBERS AFFECTED
26-89	68671-00		VALVE ASSEMBLY Air vent	1	28-25000 and up
-90	68499-04		SHAFT ASSEMBLY - Air vent valve, left	1	28-25000 and up
	68499-05		SHAFT ASSEMBLY - Air vent valve, right	1	28-25000 and up
-91	68584-00		GASKET - Air vent assembly	4	28-25000 and up
-92	473 185		LOUVER - Cabin air	2	28-25000 to 28-25800 inclusive
	66788-00		COVER - Cabin air, red, left	1	28-25801 to 28-26956 inclusive
	66788-01		COVER - Cabin air, red, right	1	28-25801 to 28-26956 inclusive
	66788-02		COVER - Cabin air, brown, left	1	28-25801 to 28-26956 inclusive
	66788 03		COVER - Cabin air, brown, right	1	28-25801 to 28-26956 inclusive
	66788-04		COVER - Cabin air, blue, left	1	28-25801 to 28-26956 inclusive
	66788-05		COVER - Cabin air, blue, right	1	28-25801 to 28-26956 inclusive
	66788-06		COVER - Cabin air, black, left	1	28-25801 to 28-26956 inclusive
	66788-07		COVER - Cabin air, black, right	1	28-25801 to 28-26956 inclusive
-93	65866-00		BLADE - Sun visor	2	28-26401 to 28-7625284 incl.
	79783-02		BLADE - Sun visor, pilot	1	28-7725001 and up
	65866-00		BLADE - Sun visor, co-pilot	1	28-7725001 and up
-94	65865-00		RETAINER - Sun visor	2	28-26401 and up
-95	65867-00		ROD - Sun visor	2	28-26401 and up
-96	65870-00		CLIP - Sun visor, upper left and lower right	2	28-26401 and up
-97	65871-00		CLIP - Sun visor, lower left and upper right	2	28-26401 and up
-98	99967-00		RETAINER - Glare shield, left	1	28-7325001 and up
	99968-00		RETAINER - Glare shield, right	1	28-7325001 and up
-99	76221-00		CLIP - Shoulder harness retaining	1	28-7325161 and up
-100	79125-00		CAP - Trim, left	1	28-7325001 and up
	79125-01		CAP - Trim, right	1	28-7325001 and up
-101	99991-00		COVER - Transponder antenna	1	28-7225093 to 28-7225503 incl.
-102	79456-00		CAP - Assist strap	1	
-103	79404-00		COVER - Trim, radio cooling	1	28-7425299, 28-7525001 and up
-104	79559-00		CORNER - Baggage floor	2	28-7225001 and up
-105	66787-00		PLACARD -Cabin bulkhead	1	
-106	415 377		SCREW - (MS51957-28)	4	
	477 696		NUT- Dorne (8061-NP)	4	
-107	515 710	W	SCREW - (PS10084-44-2)	2	28-7325001 and up
	407 562	W	WASHER - (AN960-6)	2	28-7325001 and up
	404 528	W	NUT - (MS21042-06)	2	28-7325001 and up
-108	36588-04		SCREW AND POST ASSEMBLY - Retainer	2	28-26401 and up
-109	484 691		RIVET - Plastic (201-120751-00-0103)	2	28-26401 and up
-110	419 905	W	SCREW - (14 x 2 1/2" long)	2	28-20002 to 28-24999 incl.
	419 594		SCREW - (AN530-10R36)	2	28-25000 and up
-111	99736-03		ESCUTCHEON - Shoulder harness beit	2	28-7225001 and up

W- These parts must be ordered from Service Spares Department, Piper Aircraft, Lock Haven, Penna.

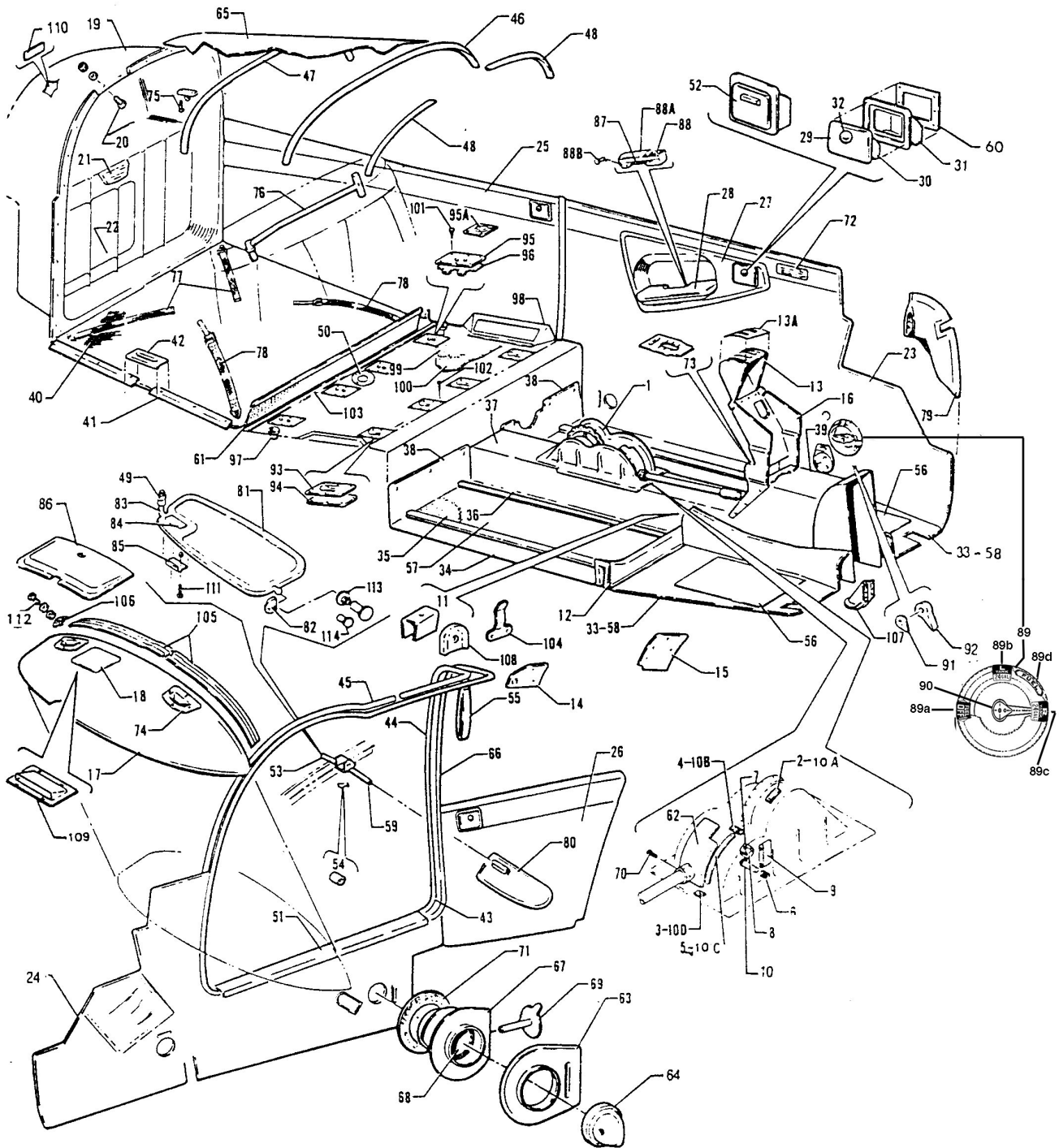
When ordering, always specify Part Number, Description, and Serial Number of Aircraft

**1K15 THRU 1L24  
INTENTIONALLY LEFT BLANK**

**2A1 thru 2A5  
INTENTIONALLY LEFT BLANK**



# PIPER PARTS CATALOG



fuel selector

Figure 27. Cockpit Finishing Installation  
 (PA-28-180 - Serial Nos. 28-4378 and up)  
 (PA-28R-180 - Serial Nos 28R-30005 to 28R-30482 inclusive. 28R-30483 and up)  
 (PA-28R-200 - Serial Nos 28R-30482, 28R-35001 and up)

**PIPER PARTS CATALOG**

Figure and Index Number	Part Number	Code	NOMENCLATURE	No. Req.	SERIAL NUMBERS AFFECTED
27-	67300 66988 991 37 99663 76109 79768	C D E B H J	DRAWING - Cockpit Finishing Installation DRAWING - Cockpit Finishing Installation DRAWING - Cockpit Finishing Installation DRAWING - Cockpit Finishing Installation DRAWING - Cockpit Finishing Installation DRAWING - Cockpit Finishing Installation		28-7205001 to 28-7205328 incl.
-1	67593-02 67593-03 67593-04 67593-09 67852-02 67852-03 67852-15 67852-06 67852-05	F F F F G G G G G	COVER ASSEMBLY - Flap handle, red COVER ASSEMBLY - Flap handle, brown COVER ASSEMBLY - Flap handle, blue COVER ASSEMBLY - Flap handle, black COVER ASSEMBLY - Flap handle, red COVER ASSEMBLY - Flap handle, brown COVER ASSEMBLY - Flap handle, blue/green COVER ASSEMBLY - Flap handle, green COVER ASSEMBLY - Flap handle, black	1 1 1 1 1 1 1 1 1	
			A - Used on PA-28-180 with serial numbers 28-4378 and up PA-28R-180 and PA-28R-200 airplanes. B - Used on PA-28-180 airplanes only. C - Used on PA-28-180 with serial numbers 28-4378 to 285600 inclusive, PA-28R-180 with serial numbers 28R- 30005 to 28R-30481 inclusive, 28R-30483 to 28R-31250 inclusive, and PA-28R-200 with serial numbers 28R- 30482, 28R-35001 to 28R-35600 inclusive, D - Used on PA-28-180 with serial numbers 28-5601 to 285869 inclusive, PA-28R-180 with serial numbers 28R- 31251 to 28R-31279 inclusive, and PA-28R-200 with seri- al numbers 28R-35601 to 28R-35830 inclusive, E - Used on PA-28-180 with serial numbers 28-7105001 to 28-7105244 inclusive, PA-28R-180 with serial numbers 28R-7130001 to 28R-7130019 inclusive, and PA-28R-200 with serial numbers 28R-7135001 to 28R-7135238 inclu- sive. F - Used on PA-28R-180 with serial numbers 28R-30005 to 28R-30481 inclusive, 28R-30483 to 28R-31279 inclusive and PA-28R-200 with serial numbers 28R-30482, 28R- 35001 to 28R-35830 inclusive. G - Used on PA-28R-180 with serial numbers 28R-7130001 to 28R-7130019 inclusive, and PA-28R-200 with serial numbers 28R-7135001 to 28R-7135238 inclusive. H - Used on PA-28-180 with serial numbers 28-7305001 and up, and PA-28R-200 with serial numbers 28R-7235001 to 28R-7635503 inclusive. J - Used on PA-28R-200 with serial numbers 28R-7635504 and up.		

When ordering, always specify Part Number, Description, and Serial Number of Aircraft

**PIPER PARTS CATALOG**

Figure and Index Number	Part Number	Code	NOMENCLATURE	No. Req.	SERIAL NUMBERS AFFECTED
27-1	67917-06	C,G,L	COVER ASSEMBLY - Flap handle	1	
	65670-02	H	COVER ASSEMBLY - Flap handle, red	1	28-4378 to 28-5869 inclusive
	65670-03	H	COVER ASSEMBLY - Flap handle, brown	1	28-4378 to 28-5869 inclusive
	65670-04	H	COVER ASSEMBLY - Flap handle, blue	1	28-4378 to 28-5869 inclusive
	65670-09	H	COVER ASSEMBLY - Flap handle, black	1	28-4378 to 28-5869 inclusive
	67785-17	J,K	COVER ASSEMBLY - Flap handle	1	
-2	65699-00	E	PLACARD - Stabilator trim	1	
	67786-00	B	PLACARD - Stabilator trim	1	
-3	67592-02	D	PLACARD - "Emergency Down"	1	
-4	67592-03	D	PLACARD - "Override Up"	1	
	67921-00	C	PLACARD - "Gear Override"	1	
-5	67702-00	D	PLACARD - "Emergency Gear Lever"	1	
-6	67911 -00	C,F	SPRING - Override lever lock	1	28R-7235001 and up
-7	487 922	C,F	SWITCH - Gear override (1SE1 )	1	28R-7235001 and up
-8	451 824	C,F	ACTUATOR - Gear override (JE73)	1	28R-7235001 and up

- A - Used on PA-28-180 with serial numbers 28-4378 and up, PA-28R-180 and PA-28R-200 airplanes.
- B - Used on PA-28R-180 airplanes only.
- C - Used on PA-28R-180 with serial numbers 28R-30005 to 28R-7130019 inclusive, and PA-28R-200 with serial numbers 28R-35001 to 28R-7135238 inclusive if Kit 760 542, Landing Gear Back-Up Actuator Override Mechanism, has been installed,
- D - Used on PA-28R-180 with serial numbers 28R-30005 to 28R-30481 inclusive, 28R-30483 to 28R-7130019 inclusive, and PA-28R-200 with serial numbers 28R-30482, 28R-35001 to 28R-7135238 inclusive,
- E - Used on PA-28-180 with serial numbers 28-4378 to 28-5869 inclusive, PA-28R-180 with serial numbers 28R-30005 to 28R-30481 inclusive, 28R-30483 to 28R-31279 inclusive, and PA-28R-200 with serial numbers 28R-30482, 28R-35001 to 28R-35830 inclusive.
- F - Used on PA-28R-200 airplanes only.
- G - Used on PA-28R-200 with serial numbers 28R-7235001 and up.
- H - Used on PA-28-180 airplanes only.
- J - Used on PA-28-180 with serial numbers 28-7105001 and up.
- K - When ordering, specify color red, blue/green, gold, black or green.
- L - When ordering, specify color red, blue/green. gold, black, green or bark. Specify color "Bark I" for PA-28R-200 with serial numbers 28R-7635504 and up.

When ordering, always specify Part Number, Description, and Serial Number of Aircraft

**2A1 thru 2A5  
INTENTIONALLY LEFT BLANK**

**PIPER PARTS CATALOG**

Figure and Index Number	Part Number	Code	NOMENCLATURE	No. Req.	SERIAL NUMBERS AFFECTED
27-13	67232-08	K	COVER ASSEMBLY - Engine controls, red	1	
	67232-06	L	COVER ASSEMBLY - Engine controls, brown	1	
	67232-07	J	COVER ASSEMBLY - Engine controls, blue	1	
	67232-09	K	COVER ASSEMBLY - Engine controls, tan	1	
	67232-18	M	COVER ASSEMBLY - Engine controls, black	1	
	67232-17	M	COVER ASSEMBLY - Engine controls, white	1	
	67232-20	H	COVER ASSEMBLY - Engine controls, green	1	
	67232-24	E	COVER ASSEMBLY - Engine controls, blue/green	1	
	67232-12	C	COVER ASSEMBLY - Engine controls, red	1	28-4378 and up
	67232-10	C	COVER ASSEMBLY - Engine controls, brown	1	28-4378 to 28-5600 inclusive
	67232-11	C	COVER ASSEMBLY - Engine controls, blue	1	28-4378 to 28-5869 inclusive
	67232-13	C	COVER ASSEMBLY - Engine controls, tan	1	28-4378 and up
	67232-15	B	COVER ASSEMBLY - Engine controls, black	1	
	67232-22	B	COVER ASSEMBLY - Engine controls, white	1	
	67232-21	B	COVER ASSEMBLY - Engine controls, green	1	
	67232-25	C	COVER ASSEMBLY - Engine controls, blue/green	1	28-7105001 and up
	67232-27	F	COVER ASSEMBLY - Engine controls, red	1	
	67232-28	F	COVER ASSEMBLY - Engine controls, tan	1	
	67232-29	F	COVER ASSEMBLY - Engine controls, white	1	
	67232-30	F	COVER ASSEMBLY - Engine controls, black	1	
67232-31	F	COVER ASSEMBLY - Engine controls, green	1		
67232-32	F	COVER ASSEMBLY - Engine controls, blue/green	1		
-13a	67232-41	D,G	COVER ASSEMBLY - Engine controls	1	28R-7635504 and up
	67239-00	K	* PLACARD - Engine controls	1	
	65846-00	C	* PLACARD - Engine controls	1	28-4378 and up
	69669-45	D	* PLACARD - Engine controls	1	28R-7535001 and up
			A - Used on PA-28-180 with serial numbers 28-4378 and up, PA-28R-1 80 and PA-28R-200 airplanes.		
			B - Used on PA-28-180 with serial numbers 28-5601 and up.		
			C - Used on PA-28-180 airplanes only.		
			D - Used on PA-28R-200 airplanes only.		
			E - Used on PA-28R-180 with serial numbers 28R-7130001 to 28R-7130019 inclusive, and PA-28R-200 with serial numbers 28R-7135001 to 28R-7435331 inclusive.		
			F - Used on PA-28R-200 with serial numbers 28R-7535001 to 28R-7635503 inclusive.		
			G - When ordering for PA-28R-200 with serial numbers 28R-7635504 and up, specify color "Bark I".		
			H - Used on PA-28R-180 with serial numbers 28R-31251 to 28R-7130019 inclusive, and PA-28R-200 with serial numbers 28R-35601 to 28R-7435331 inclusive.		
			J - Used on PA-28R-180 with serial numbers 28R-30005 to 28R-30481 inclusive, 28R-30483 to 28R-31279 inclusive, and PA-28R-200 with serial numbers 28R-30482, 28R-35001 to 28R-35830 inclusive.		
			K - Used on PA-28R-180 with serial numbers 28R-30005 to 28R-30481, 28R-30483 to 28R-7130019 inclusive, and PA-28R-200 with serial numbers 28R-30482, 28R-35001 to 28R-7435331 inclusive.		
			L - Used on PA-28R-180 with serial numbers 28R-30005 to 28R-30481 inclusive, 28R-30483 to 28R-31250 inclusive, and PA-28R-200 with serial numbers 28R-30482, 28R-35001 to 28R-35600 inclusive.		
			M - Used on PA-28R-180 with serial numbers 28R-31251 to 28R-7130019 inclusive, and PA-28R-200 with serial numbers 28R-30482, 28R-35001 to 28R-7435331 inclusive.		

When ordering, always specify Part Number, Description, and Serial Number of Aircraft

### PIPER PARTS CATALOG

Figure and Index Number	Part Number	Code	NOMENCLATURE	No. Req.	SERIAL NUMBERS AFFECTED
27-14	99737-02	F	COVER ASSEMBLY - Shoulder harness, forward, left	1	
	78054-02	G	COVER ASSEMBLY - Shoulder harness, forward, Left	1	
	99801-00	F	COVER ASSEMBLY - Shoulder harness, forward, right	1	
	99801-02	G	COVER ASSEMBLY - Shoulder harness, forward, right	1	
-15	99738-02	F	COVER - Shoulder harness, rear, left	1	
	99920-02	G	COVER - Shoulder harness, rear, left	1	
	99738-03	F	COVER - Shoulder harness, rear, right	1	
	99920-03	G	COVER - Shoulder harness, rear, right	1	
-16	67330-02	E	COVER - Console, brown	1	
	67330-03	C	COVER - Console, blue	1	
	67330-10	D	COVER - Console, red	1	
	67330-10	D	COVER - Console, tan	1	
	67330-10	B	COVER - Console, black	1	
	67330-07	H	COVER - Console, white	1	
			A - Used on PA-28-180 with serial numbers 28-4378 and up, PA-28R-180 and PA-28R-200 airplanes.		
			B - Used on PA-28-180 with serial numbers 28-5601 to 28-7505261 inclusive, PA-28R-180 with serial numbers 28R-31251 to 28R-7130019 inclusive, and PA-28R-200 with serial numbers 28R-35001 to 28R-7635503 inclusive.		
			C - Used on PA-28-180 with serial numbers 28-4378 to 28-5869 inclusive, PA-28R-180 with serial numbers 28R-30005 to 28R-30481 inclusive, 28R-30483 to 28R-31279 inclusive, and PA-28R-200 with serial numbers 28R-3482, 28R-35001 to 28R-35830 inclusive.		
			D - Used on PA-28-180 with serial numbers 28-4378 to 28-7505261 inclusive, PA-28R-180 with serial numbers 28R-30005 to 28R-30481 inclusive, 28R-30483 to 28R-7130019 inclusive, and PA-28R-200 with serial numbers 28R-30482, 28R-35001 to 28R-7635503 inclusive.		
			E - Used on PA-28-180 with serial numbers 28-4378 to 28-5600 inclusive, PA-28R-180 with serial numbers 28R-30005 to 28R-30481 inclusive, 28R-30483 to 28R-31250 inclusive, and PA-28R-200 with serial numbers 28R-30482, 28R-35001 to 28R-35600 inclusive.		
			F - Used on PA-28-180 with serial numbers 28-7205001 to 28-7205328 inclusive, and PA-28R-200 with serial numbers 28R-7235001 to 28R-7235330 inclusive.		
			G - Used on PA-28-180 with serial numbers 28-7305001 and up, and PA-28R-200 with serial numbers 28R-7335001 and up.		
			H - Used on PA-28-180 with serial numbers 28-5601 to 28-7405290 inclusive, PA-28R-180 with serial numbers 28R-31251 to 28R-7130019 inclusive, and PA-28R-200 with serial numbers 28R-35001 to 28R-7435331 inclusive.		

When ordering, always specify Part Number, Description, and Serial Number of Aircraft

**PIPER PARTS CATALOG**

Figure and Index Number	Part Number	Code	NOMENCLATURE	No. Req.	SERIAL NUMBERS AFFECTED
-19	65311-02	B	PANEL ASSEMBLY - Baggage compartment	1	
	79836-02	E,L	BULKHEAD ASSEMBLY - Rear cabin	1	
	36589-02	E, M	BULKHEAD ASSEMBLY - Rear cabin	1	
	79838-02	D,L	BULKHEAD ASSEMBLY - Rear cabin	1	
	36589-03	D,M	BULKHEAD ASSEMBLY - Rear cabin	1	
-20	487 629	E,W	* STUD ASSEMBLY - (KM894-1A)	1	28-5601 and up
-21	66996-00	E	PLACARD - Baggage limitation	1	28-5601 and up
	68399-02	D	PLACARD - Baggage limitation	1	
-22	65311 -03	B	DOOR ASSEMBLY - Access cover	1	
	79445-00	F	DOOR ASSEMBLY - Access cover	1	
<p>A - Used on PA-28-180 with serial numbers 28-4378 and up, PA-28R-180 and PA-28R-200 airplanes.</p> <p>B - Used on PA-28-180 with serial numbers 28-4378 to 28-5600 inclusive, PA-28R-180 with serial numbers 28R-30005 to 28R-30481 inclusive, 28R-30483 to 28R-31250 inclusive, and PA-28R-200 with serial numbers 28R-30482, 28R-35001 to 28R-35600 inclusive.</p> <p>C - Used on PA-28-180 with serial numbers 28-4378 to 28-5869 inclusive, PA-28R-180 with serial numbers 28R-30005 to 28R-30481 inclusive, 28R-30483 to 28R-31279 inclusive, and PA-28R-200 with serial numbers 28R-30482, 28R-35001 to 28R-35830 inclusive.</p> <p>D - Used on PA-28R-180 with serial numbers 28R-31251 and up. and PA-28R-200 with serial numbers 28R-35601 and up.</p> <p>E - Used on PA-28-180 airplanes only.</p> <p>F - Used on PA-28-180 with serial numbers 28-5601 and up, PA-28R-180 with serial numbers 28R-31251 and up, and PA-28R-200 with serial numbers 28R-35601 and up.</p> <p>G - Used on PA-28R-200 airplanes only.</p> <p>H - Used on PA-28-180 with serial numbers 28-5601 to 28-7505261 inclusive, PA-28R-180 with serial numbers 28R-31251 to 28R-7130019 inclusive, and PA-28R-200 with serial numbers 28R-35601 to 28R-7635503 inclusive.</p> <p>J - Used on PA-28-180 with serial numbers 28-7105001 to 28-7505261 inclusive, PA-28R-180 with serial numbers 28R-7130001 to 28R-7130019 inclusive, and PA-28R-200 with serial numbers 28R-7135001 to 28R-7635503 inclusive.</p> <p>K - When ordering for PA-28R-200 with serial numbers 28R-7635504 and up. specify color "Bark I".</p> <p>L - Used if air conditioning is not installed.</p> <p>M - Used if air conditioning is installed.</p> <p>W - These parts must be ordered from Service Spares Department ,Piper Aircraft, Lock Haven, Penna.</p>					
27-23	67301-02	F	PANEL ASSEMBLY - Left front cockpit, red	1	
	66922-02	D	PANEL ASSEMBLY - Left front cockpit, red	1	28-5601 to 28-5869 inclusive
	66922-08	B	PANEL ASSEMBLY - Left front cockpit, red	1	
	99131-02	D	PANEL ASSEMBLY - Left front cockpit, red	1	28-7105001 to 28 -7105244 incl.
	99662-02	D	PANEL ASSEMBLY - Left front cockpit red	1	28-7205001 to 28-7205328 incl.
	580 348	D	PANEL ASSEMBLY - Left front cockpit, red	1	28-7305001 to 28-7205611 incl.

When ordering, always specify Part Number, Description, and Serial Number of Aircraft

**PIPER PARTS CATALOG**

Figure and Index Number	Part Number	Code	NOMENCLATURE	No. Req.	SERIAL NUMBERS AFFECTED	
27-23	67301-02	F	PANEL ASSEMBLY - Left front cockpit, red	1		
	66922-02	D	PANEL ASSEMBLY - Left front cockpit, red	1	28-5601 to 28-5869 inclusive	
	66922-08	B	PANEL ASSEMBLY - Left front cockpit, red	1		
	99131-02	D	PANEL ASSEMBLY - Left front cockpit, red	1	28-7105001 to 28 -7105244 incl.	
	99662-02	D	PANEL ASSEMBLY - Left front cockpit red	1	28-7205001 to 28-7205328 incl.	
	580 348	D	PANEL ASSEMBLY - Left front cockpit, red	1	28-7305001 to 28-7205611 incl.	
	579 722	D	PANEL ASSEMBLY - Left front cockpit, red	1	28-7405001 and up	
	99131-03	G	PANEL ASSEMBLY - Left front cockpit, red	1		
	76186-02	C	PANEL ASSEMBLY - Left front cockpit, red	1	28R-7235001 to 28R-235330 incl.	
	580 354	C	PANEL ASSEMBLY - Left front cockpit, red	1	28R-7335001 to 28R-7335455 incl.	
	579 728	C	PANEL ASSEMBLY - Left front cockpit, red	1	28R-7435001 to 28R-7635503 incl.	
	67301-03	F	PANEL ASSEMBLY - Left front cockpit, brown	1		
	67301-04	F	PANEL ASSEMBLY - Left front cockpit, blue	1		
	66922-03	D	PANEL ASSEMBLY - Left front cockpit, blue	1	28-5601 to 28-5869 inclusive	
	66922-09	B	PANEL ASSEMBLY - Left front cockpit, blue	1		
	99131-04	D	PANEL ASSEMBLY - Left front cockpit, blue	1	28-7105001 to 28-7105244 incl.	
	99131-05	E	PANEL ASSEMBLY - Left front cockpit, blue	1		
	99662-03	D	PANEL ASSEMBLY - Left front cockpit, blue/green	1	28-7205001 to 28-7205328 incl.	
	580 349	D	PANEL ASSEMBLY - Left front cockpit, blue/green	1	28-7305001 to 28-7305611 incl.	
	579 723	D	PANEL ASSEMBLY - Left front cockpit. blue/green	1	28-7405001 and up	
	76186-03	C	PANEL ASSEMBLY - Left front cockpit, blue/green	1	28R-7235001 to 28R-7235330 incl.	
	580 355	C	PANEL ASSEMBLY - Left front cockpit, blue/green	1	28R-7335001 to 28R-7335455 incl.	
	579 729	C	PANEL ASSEMBLY - Left front cockpit, blue/green	1	28R-7435001 to 28R-7635503 incl.	
	67301-05	F	PANEL ASSEMBLY - Left front cockpit, beige	1		
	66922-04	D	PANEL ASSEMBLY - Left front cockpit, beige	1	28-5601 to 28-5869 inclusive	
	66922-10	B	PANEL ASSEMBLY - Left front cockpit, beige	1		
	99131-06	D	PANEL ASSEMBLY - Left front cockpit, beige	1	28-7105001 to 28-7105244 incl.	
	99131-07	E	PANEL ASSEMBLY- Left front cockpit, beige	1		
	99662-04	D	PANEL ASSEMBLY - Left front cockpit, gold	1	28-7205001 to 28-7205328	
	580 350	D	PANEL ASSEMBLY - Left front cockpit, gold	1	28-7305001 to 28-7305611 incl.	
	579 724	D	PANEL ASSEMBLY - Left front cockpit, gold	1	28-7405001 and up	
	76186-04	C	PANEL ASSEMBLY - Left front cockpit, gold	1	28R-7235001 to 28R-7235330 incl.	
	580 356	C	PANEL ASSEMBLY - Left front cockpit, gold	1	28R-7335001 to 28R-7335455 incl.	
	579 730	C	PANEL ASSEMBLY - Left front cockpit. gold	1	28R-7435001 to 28R-7635503 incl.	
				A - Used on PA-28-180 with serial numbers 28-4378 and up, PA-28R-180 and PA-28R-200 airplanes.		
				B - Used on PA-28R-180 with serial numbers 28R-31251 to 28R-31279 inclusive, and PA-28R-200 with serial numbers 28R-35601 to 28R-35830 inclusive.		
				C - Used on PA-28R-200 airplanes only.		
				D - Used on PA-28-180 airplanes only.		
				E - Used on PA-28R-180 with serial numbers 28R-7130001 to 28R-7130019 inclusive, and PA-28R-200 with serial numbers 28R-7135001 to 28R-7135238 inclusive.		
				F - Used on PA-28-180 with serial numbers 28-4378 to 28-5600 inclusive, PA-28R-180 with serial numbers 28R-30005 to 28R-30481 inclusive, 28R-30483 to 28R-31250 inclusive, and PA-28R-200 with serial numbers 28R-3500 to 28R-35500 inclusive.		

When ordering, always specify Part Number, Description, and Serial Number of Aircraft



**PIPER PARTS CATALOG**

Figure and Index Number	Part Number	Code	NOMENCLATURE	No. Req.	SERIAL NUMBERS AFFECTED
27-23	67301-10	B	PANEL ASSEMBLY - Left front cockpit, black	1	
	66922-06	E	PANEL ASSEMBLY - Left front cockpit black	1	28-5601 to 28-5869 inclusive
	66922-12	C	PANEL ASSEMBLY - Left front cockpit, black	1	
	99131-10	E	PANEL ASSEMBLY - Left front cockpit, black	1	28-7105001 to 28-7105244 incl.
	99662-05	E	PANEL ASSEMBLY - Left front cockpit, black	1	28-7205001 to 28-7205328 incl.
	580 351	E	PANEL ASSEMBLY - Left front cockpit, black	1	28-7305001 to 28-7305611 incl.
	579 725	E	PANEL ASSEMBLY - Left front cockpit, black	1	28-7485001 and up
	99131-11	F	PANEL ASSEMBLY - Left front cockpit, black	1	
	76186-05	D	PANEL ASSEMBLY - Left front cockpit, black	1	28R-7235001 to 28R-7235330
	580 357	D	PANEL ASSEMBLY - Left front cockpit, black	1	28R-7335001 to 28R-7335455
	579 731	D	PANEL ASSEMBLY - Left front cockpit, black	1	28R-7435001 to 28R-7635503.
	67301 -11	B	PANEL ASSEMBLY - Left front cockpit, white	1	
	66922-07	E	PANEL ASSEMBLY - Left front cockpit, white	1	28-5601 to 28-5869 inclusive
	66922-13	C	PANEL ASSEMBLY - Left front cockpit, white	1	
	99131-12	E	PANEL ASSEMBLY - Left front cockpit, white	1	28-7105001 to 28-7105244 incl.
	99662-06	E	PANEL ASSEMBLY - Left front cockpit, white	1	28-7205001 to 28-7205328 incl.
	580 352	E	PANEL ASSEMBLY - Left front cockpit, white	1	28-7305001 to 28-7305611 incl.
	579 849	E	PANEL ASSEMBLY - Left front cockpit, white	1	28-7405001 to 28-7405290 incl.
	99131-13	F	PANEL ASSEMBLY - Left front cockpit, white	1	
	76186-06	D	PANEL ASSEMBLY - Left front cockpit, white	1	28R-7235001 to 28R-7235330 incl.
	580 358	D	PANEL ASSEMBLY - Left front cockpit, white	1	28R-7335001 to 28R-7335455 incl.
	579 843	D	PANEL ASSEMBLY - Left front cockpit, white	1	28R-7435001 to 28R-7435331 incl.
	66922-06	E	PANEL ASSEMBLY - Left front cockpit, green	1	28-5601 to 28-5869 inclusive
	66922-11	C	PANEL ASSEMBLY - Left front cockpit, green	1	
	99131-08	E	PANEL ASSEMBLY - Left front cockpit, green	1	28-7105001 to 28-7105244 incl.
	99662-07	E	PANEL ASSEMBLY - Left front cockpit, green	1	28-7205001 to 28-7205328 incl.
	580 353	E	PANEL ASSEMBLY - Left front cockpit, green	1	28-7305001 to 28-7305611 incl.
	579 727	E	PANEL ASSEMBLY - Left front cockpit, green	1	28-7405001 and up
	99131-09	F	PANEL ASSEMBLY - Left front cockpit, green	1	
	76186-07	D	PANEL ASSEMBLY - Left front cockpit, green	1	28R-7235001 to 28R-7235330incl.
	580 359	D	PANEL ASSEMBLY - Left front cockpit, green	1	28R-7335001 to 28R-7335455incl.
	579 733	D	PANEL ASSEMBLY - Left front cockpit, green	1	28R-7435001 to 28R-7635503incl.
	580 753	D	PANEL ASSEMBLY - Left front cockpit with heather brown carpet)	1	28R-7635504 and up
	580 754	D	PANEL ASSEMBLY - Left front cockpit (with monaco brown carpet)	1	28R-7635504 and up

- A - Used on PA-28-180 with serial numbers 28-4378 and up, PA-28R-180 and PA-28R-200 airplanes.
- B - Used on PA-28R-200 with serial numbers 28R-30482, 28R-35001 to 28R-35600 inclusive.
- C - Used on PA-28R-180 with serial numbers 28R-31251 to 28R-31279 inclusive, and PA-28R-200 with serial numbers 28R-35601 to 28R-35830 inclusive.
- D - Used on PA-28R-200 airplanes only.
- E - Used on PA-28-180 airplanes only.
- F - Used on PA-28R-180 with serial numbers 28R-7130001 to 28R-7130019 inclusive, and PA-28R-200 with serial numbers 28R-7135001 to 28R-7135238 inclusive.

When ordering, always specify Part Number, Description, and Serial Number of Aircraft

**PIPER PARTS CATALOG**

Figure and Index Number	Part Number	Code	NOMENCLATURE	No. Req.	SERIAL NUMBERS AFFECTED	
27-24	67304-02	C	PANEL ASSEMBLY - Right front cockpit, red	1		
	66924-02	D	PANEL ASSEMBLY - Right front cockpit, red	1	28-5601 to 28-5869 inclusive	
	66924-08	B	PANEL ASSEMBLY - Right front cockpit, red	1		
	99133-02	D	PANEL ASSEMBLY - Right front cockpit, red	1	28-7105001 to 28-7105244 incl.	
	99658-02	D	PANEL ASSEMBLY - Right front cockpit, red	1	28-7205001 to 28-7205328 incl.	
	99133-03	E	PANEL ASSEMBLY - Right front cockpit, red	1		
	76182-02	F	PANEL-ASSEMBLY - Right front cockpit, red	1	28R-7235001 to 28R-7235330 incl.	
	580 372	G	PANEL ASSEMBLY - Right front cockpit, red	1		
	579 685	H	PANEL ASSEMBLY - Right front cockpit, red	1		
	67304-03	C	PANEL ASSEMBLY - Right front cockpit, brown	1		
	67304-04	C	PANEL ASSEMBLY - Right front cockpit, blue	1		
	6924-03	D	PANEL ASSEMBLY - Right front cockpit, blue	1	28-5601 to 28-5869 inclusive	
	66924-09	B	PANEL ASSEMBLY - Right front cockpit, blue	1		
	99133-04	D	PANEL ASSEMBLY - Right front cockpit, blue	1	28-7105001 to 28-7105244 incl.	
	99133-05	E	PANEL ASSEMBLY - Right front cockpit, blue	1		
	76182-03	F	PANEL ASSEMBLY - Right front cockpit, blue/green	1	28R-7235001 to 28R-7235330 incl.	
	99658-03	D	PANEL ASSEMBLY - Right front cockpit, blue/green	1	28-7205001 to 28-7205328 incl.	
	580 373	G	PANEL ASSEMBLY - Right front cockpit, blue/green	1		
	579 686	H	PANEL ASSEMBLY - Right front cockpit, blue/green	1		
	67304-05	C	PANEL ASSEMBLY - Right front cockpit, beige	1		
	66924-04	D	PANEL ASSEMBLY - Right front cockpit, beige	1	28-5601 to 28-5869 inclusive	
	66924-10	B	PANEL ASSEMBLY - Right front cockpit, beige	1		
	99133-06	D	PANEL ASSEMBLY - Right front cockpit, beige	1	28-7105001 to 28-7105244 incl.	
	99133-07	E	PANEL ASSEMBLY - Right front cockpit, beige	1		
	76182-04	F	PANEL ASSEMBLY - Right front cockpit, gold	1	28R-7235001 to 28R-7235330 incl.	
	99658-04	D	PANEL ASSEMBLY - Right front cockpit, gold	1	28-7205001 to 28-7205328 incl.	
	580 374	G	PANEL ASSEMBLY - Right front cockpit, gold	1		
	579 687	H	PANEL ASSEMBLY - Right front cockpit, gold	1		
				<p>A - Used on PA-28-180 with serial numbers 28-4378 and up, PA-28R-180 and PA-28R-200 airplanes.</p> <p>B - Used on PA-28R-180 with serial numbers 28R-31251 to 28R-31279 inclusive, and PA-28R-200 with serial numbers 28R-35601 to 28R-35830 inclusive.</p> <p>C - Used on PA-28-180 with serial numbers 28-4378 to 28-5600 inclusive, PA-28R-180 with serial numbers 28R-30005 to 28R-30481 inclusive, 28R-30483 to 28R-31250 inclusive, and PA-28R-200 with serial numbers 28R-35001 to 28R-35600 inclusive.</p> <p>D - Used on PA-28-180 airplanes only.</p> <p>E - Used on PA-28R-180 with serial numbers 28R-7130001 to 28R-7130019 inclusive, and PA-28R-200 with serial numbers 28R-7135001 to 28R-7135238 inclusive.</p> <p>F - Used on PA-28R-200 airplanes only.</p> <p>G - Used on PA-28-180 with serial numbers 28-7305001 to 28-7305611 inclusive, and PA-28R-200 with serial numbers 28R-7335001 to 28R-7335455 inclusive.</p> <p>H - Used on PA-28-180 with serial numbers 28-7405001 and up, and PA-28R-200 with serial numbers 28R-7435001 to 28R-7635503 inclusive.</p>		

When ordering, always specify Part Number, Description, and Serial Number of Aircraft

**PIPER PARTS CATALOG**

Figure and Index Number	Part Number	Code	NOMENCLATURE	No. Req.	SERIAL NUMBERS AFFECTED	
27-24	67304-06	D	PANEL ASSEMBLY - Right front cockpit, black	1		
	66924-06	E	PANEL ASSEMBLY - Right front cockpit, black	1	28-5601 to 28-5869 inclusive	
	66924-12	C	PANEL ASSEMBLY - Right front cockpit, black	1		
	99133-10	E	PANEL ASSEMBLY - Right front cockpit, black	1	28-7105001 to 28-7105244 incl.	
	99133-11	F	PANEL ASSEMBLY - Right front cockpit, black	1		
	76182-05	G	PANEL ASSEMBLY - Right front cockpit, black	1	28R-7235001 to 28R-7235330 incl.	
	99658-05	E	PANEL ASSEMBLY - Right front cockpit, black	1	28-7205001 to 28-7205328 incl.	
	580 375	B	PANEL ASSEMBLY - Right front cockpit, black	1		
	579 688	H	PANEL ASSEMBLY - Right front cockpit, black	1		
	67304-07	D	PANEL ASSEMBLY - Right front cockpit, white	1		
	66924-07	E	PANEL ASSEMBLY - Right front cockpit, white	1	28-5601 to 28-5869 inclusive	
	66924-13	C	PANEL ASSEMBLY - Right front cockpit, white	1		
	99133-12	E	PANEL ASSEMBLY - Right front cockpit, white	1	28-7105001 to 28-7105244 incl.	
	99658-06	E	PANEL ASSEMBLY - Right front cockpit, white	1	28-7205001 to 28-7205328 incl.	
	99133-13	F	PANEL ASSEMBLY - Right front cockpit, white	1		
	76182-06	G	PANEL ASSEMBLY - Right front cockpit, white	1	28R-7235001 to 28R-7235330 incl.	
	580 376	H	PANEL ASSEMBLY - Right front cockpit, white	1		
	579 897	J	PANEL ASSEMBLY - Right front cockpit, white	1		
	66924-05	E	PANEL ASSEMBLY - Right front cockpit, green	1	28-5601 to 28-5869 inclusive	
	66924-11	E	PANEL ASSEMBLY - Right front cockpit, green	1		
	99133-08	E	PANEL ASSEMBLY - Right front cockpit, green	1	28-7105001 to 28-7105244 incl.	
	99658-07	E	PANEL ASSEMBLY - Right front cockpit, green	1	28-7205001 to 28-7205328 incl.	
	99133-09	F	PANEL ASSEMBLY - Right front cockpit, green	1		
	76182-07	G	PANEL ASSEMBLY - Right front cockpit, green	1	28R-7235001 to 28R-7235330 incl.	
	580 377	B	PANEL ASSEMBLY - Right front cockpit, green	1		
	579 690	H	PANEL ASSEMBLY - Right front cockpit, green	1		
	580 713	G	PANEL ASSEMBLY - Right front cockpit (with heather brown carpet)	1	28R-7635504 and up	
	580 735	G	PANEL ASSEMBLY - Right front cockpit (with monaco brown carpet)	1	28R-7635504 and up	
	<p>A - Used on PA-28-180 with serial numbers 28-4378 end up, PA-28R-180 and PA-28R-200 airplanes.</p> <p>B - Used on PA-28-180 with serial numbers 28-7305001 to 28-7305611 inclusive, and PA-28R-200 with serial numbers 28R-7335001 to 28R-7335455 inclusive.</p> <p>C - Used on PA-28R-180 with serial numbers 28R-31251 to 28R-31279 inclusive, and PA-28R-200 with serial numbers 28R-35601 to 28R-35830 inclusive.</p> <p>D - Used on PA-28R-200 with serial numbers 28R-30482, 28R-35001 to 28R-35600 inclusive.</p> <p>E - Used on PA-28-180 airplanes only.</p> <p>F - Used on PA-28R-180 with serial numbers 28R-7130001 to 28R-7130019 inclusive, and PA-28R-200 with serial numbers 28R-7135001 to 28R-7135238 inclusive.</p> <p>G - Used on PA-28R-200 airplanes only.</p> <p>H - Used on PA-28-180 with serial numbers 28-7405001 and up, and PA-28R-200 with serial numbers 28R-7435001 to 28R-7635503 inclusive.</p> <p>J - Used on PA-28-180 with serial numbers 28-7405001 to 28-7405290 inclusive, and PA-28R-200 with serial numbers 28R-7435001 to 28R-7435331 inclusive.</p>					

When ordering, always specify Part Number, Description, and Serial Number of Aircraft

**PIPER PARTS CATALOG**

Figure and Index Number	Part Number	Code	NOMENCLATURE	No. Req.	SERIAL NUMBERS AFFECTED
27-25	67302-02	C	PANEL ASSEMBLY - Left rear cockpit, red	1	
	66925-02	D	PANEL ASSEMBLY - Left rear cockpit, red	1	28-5601 to 28-5869 inclusive
	66925-08	B	PANEL ASSEMBLY - Left rear cockpit, red	1	
	99132-02	D	PANEL ASSEMBLY - Left rear cockpit, red	1	28-7105001 to 28-7105244 incl.
	99657-02	D	PANEL ASSEMBLY - Left rear cockpit, red	1	28-7205001 to 28-7205328 incl.
	580 360	D	PANEL ASSEMBLY - Left rear cockpit, red	1	28-7205001 to 28-7305611 incl.
	579 913	D	PANEL ASSEMBLY - Left rear cockpit, red	1	28-7405001 and up
	99132-03	E	PANEL ASSEMBLY - Left rear cockpit, red		
	99657-08	F	PANEL ASSEMBLY - Left rear cockpit, red	1	28R-7235001 to 28R-7235330 incl.
	580 366	F	PANEL ASSEMBLY - Left rear cockpit, red	1	28R-7335001 to 28R-7335455 incl.
	579 907	F	PANEL ASSEMBLY - Left rear cockpit, red	1	28R-7435001 to 28R-7635503 incl.
	67302-03	C	PANEL ASSEMBLY - Left rear cockpit, brown	1	
	67302-04	C	PANEL ASSEMBLY - Left rear cockpit, blue		
	66925-03	D	PANEL ASSEMBLY - Left rear cockpit, blue	1	28-5601 to 28-5869 inclusive
	66925-09	B	PANEL ASSEMBLY - Left rear cockpit, blue		
	99132-04	D	PANEL ASSEMBLY - Left rear cockpit, blue	1	28-7105001 to 28-7105244 incl.
	99132-05	E	PANEL ASSEMBLY - Left rear cockpit, blue	1	
	99657-03	D	PANEL ASSEMBLY - Left rear cockpit, blue/green	1	28-7205001 to 28-7205328 incl.
	580 361	D	PANEL ASSEMBLY - Left rear cockpit, blue/green	1	28-7305001 to 28-7305611 incl.
	579 912	D	PANEL ASSEMBLY - Left rear cockpit, blue/green	1	28-7405001 and up
	99657-09	F	PANEL ASSEMBLY - Left rear cockpit, blue/green	1	28R-7235001 to 28R-7235330 incl.
	580 367	F	PANEL ASSEMBLY - Left rear cockpit, blue/green	1	28R-7335001 to 28R-7335455 incl.
	579 906	F	PANEL ASSEMBLY - Left rear cockpit, blue/green	1	28R-7435001 to 28R-7635503 incl.
	67302-05	C	PANEL ASSEMBLY - Left rear cockpit, beige	1	
	66925-04	D	PANEL ASSEMBLY - Left rear cockpit, beige	1	28-5601 to 28-5869 inclusive
	66925-10	B	PANEL ASSEMBLY - Left rear cockpit, beige	1	
	99132-06	D	PANEL ASSEMBLY - Left rear cockpit, beige	1	28-7105001 to 28-71 05244 incl.
	99132-07	E	PANEL ASSEMBLY - Left rear cockpit, beige	1	
	99657-04	D	PANEL ASSEMBLY - Left rear cockpit, gold	1	28-7205001 to 28-7205328 incl.
	580 362	D	PANEL ASSEMBLY - Left rear cockpit, gold	1	28-7305001 to 28-7305611 incl.
	579 911	D	PANEL ASSEMBLY - Left rear cockpit, gold	1	28-7405001 and up
	99657-10	F	PANEL ASSEMBLY - Left rear cockpit, gold	1	28R-7235001 to 28R-7235330 incl.
	580 368	F	PANEL ASSEMBLY - Left rear cockpit, gold	1	28R-7335001 to 28R-7335455 incl.
	579 905	F	PANEL ASSEMBLY - Left rear cockpit, gold	1	28R-7435001 to 28R-7635503 incl.
			A - Used on PA-28-180 with serial numbers 28-4378 and up, PA-28R-180 and PA-28R-200 airplanes.		
			B - Used on PA-28R-180 with serial numbers 28R-31251 to 28R-31279 inclusive, and PA-28R-200 with serial numbers 28R-35601 to 28R-35830 inclusive.		
			C - Used on PA-28-180 with serial numbers 28-4378 to 28-5600 inclusive, PA-28R-180 with serial numbers 28R-30005 to 28R-30481 inclusive, 28R-30483 to 28R-31250 inclusive, and PA-28R-200 with serial numbers 28R-30482, 28R-35001 to 28R-35600 inclusive.		
			D - Used on PA-28-180 airplanes only.		
			E - Used on PA-28R-180 with serial numbers 28R-7130001 to 28R-7130019 inclusive, and PA-28R-200 with serial numbers 28R-7135001 to 28R-7135238 inclusive.		
			F - Used on PA-28R-200 airplanes only.		

When ordering, always specify Part Number, Description, and Serial Number of Aircraft

**PIPER PARTS CATALOG**

Figure and Index Number	Part Number	Code	NOMENCLATURE	No. Req.	SERIAL NUMBERS AFFECTED
27-25	67302-06	D	PANEL ASSEMBLY - Left rear cockpit, black	1	
	66925-06	E	PANEL ASSEMBLY - Left rear cockpit, black	1	28-5601 to 28-5869 inclusive
	66925-12	C	PANEL ASSEMBLY - Left rear cockpit, black	1	
	99132-10	E	PANEL ASSEMBLY - Left rear cockpit, black	1	28-7105001 to 28-7105244 incl.
	99657-05	E	PANEL ASSEMBLY - Left rear cockpit, black	1	28-7205001 to 28-7205328 incl.
	580 363	E	PANEL ASSEMBLY - Left rear cockpit, black	1	28-7305001 to 28-7305611 incl.
	579 910	E	PANEL-ASSEMBLY - Left rear cockpit, black	1	28-7405001 and up
	99132-11	F	PANEL ASSEMBLY - Left rear cockpit, black	1	
	99657-11	B	PANEL ASSEMBLY - Left rear cockpit, black	1	28R-7235001 to 28R-7235330 incl.
	580 369	B	PANEL ASSEMBLY - Left rear cockpit, black	1	28R-7335001 to 28R-7335455 incl.
	579 904	B	PANEL ASSEMBLY - Left rear cockpit, black	1	28R-7435001 to 28R-7635503 incl.
	67302-07	D	PANEL ASSEMBLY - Left rear cockpit, white	1	
	66925-07	E	PANEL ASSEMBLY - Left rear cockpit, white	1	28-5601 to 28-5869 inclusive
	66925-13	C	PANEL ASSEMBLY - Left rear cockpit, white	1	
	99132-12	E	PANEL ASSEMBLY - Left rear cockpit, white	1	28-7105001 to 28-7105244 incl.
	99657-06	E	PANEL ASSEMBLY - Left rear cockpit, white	1	28-7205001 to 28-7205328 incl.
	580 364	E	PANEL ASSEMBLY - Left rear cockpit, white	1	28-7305001 to 28-7305611 incl.
	579 909	E	PANEL ASSEMBLY - Left rear cockpit, white	1	28-7405001 to 28-7405290 incl.
	99132-13	F	PANEL ASSEMBLY - Left rear cockpit, white	1	
	99657-12	B	PANEL ASSEMBLY - Left rear cockpit, white	1	28R-7235001 to 28R-7235330 incl.
	580 370	B	PANEL ASSEMBLY - Left rear cockpit, white	1	28R-7335001 to 28R-7335455 incl.
	579 903	B	PANEL ASSEMBLY - Left rear cockpit white	1	28R-7435001 to 28R-7435331 incl.
	66925-05	E	PANEL ASSEMBLY - Left rear cockpit, green	1	28-5601 to 28-5869 inclusive
	66925-11	C	PANEL ASSEMBLY - Left rear cockpit, green	1	
	99132-08	E	PANEL ASSEMBLY - Left rear cockpit, green	1	28-7105001 to 28-7105244 incl.
	99657-07	E	PANEL ASSEMBLY - Left rear cockpit, green	1	28-7205001 to 28-7205328 incl.
	580 365	E	PANEL ASSEMBLY - Left rear cockpit, green	1	28-7205001 to 28-7205611 incl.
	579 908	E	PANEL ASSEMBLY - Left rear cockpit, green	1	28-7405001 and up
	99132-09	F	PANEL ASSEMBLY - Left rear cockpit green	1	
	99657-13	B	PANEL ASSEMBLY - Left rear cockpit, green	1	28R-7235001 to 28R-7235330 incl.
	580 371	B	PANEL ASSEMBLY - Left rear cockpit, green	1	28R-7335001 to 28R-7335455 incl.
	579 902	B	PANEL ASSEMBLY - Left rear cockpit, green	1	28R-7435001 to 28R-7635503 incl.
	580 712	B	PANEL ASSEMBLY - Left rear cockpit	1	28R-7635504 and up

- A - Used on PA-28-180 with serial numbers 28-4378 and up, PA-28R-180 and PA-28R-200 airplanes.
- B - Used on PA-28R-200 airplanes only.
- C - Used on PA-28R-180 with serial numbers 28R-31251 to 28R-31279 inclusive, and PA-28R-200 with serial numbers 28R-35601 to 28R-35830 inclusive.
- D - Used on PA-28R-200 with serial numbers 28R-30482, 28R-35001 to 28R-35600 inclusive.
- E - Used on PA-28-180 airplanes only.
- F - Used on PA-28R-180 with serial numbers 28R-7130001 to 28R-7130019 inclusive, and PA-28R-200 with serial numbers 28R-7135001 to 28R-7135238 inclusive.

When ordering, always specify Part Number, Description, and Serial Number of Aircraft

### PIPER PARTS CATALOG

Figure and Index Number	Part Number	Code	NOMENCLATURE	No. Req.	SERIAL NUMBERS AFFECTED
27-26	67303-02		PANEL ASSEMBLY - Right rear cockpit, red	1	
	66923-02	D	PANEL ASSEMBLY - Right rear cockpit, red	1	28-5601 to 28-5869 inclusive
	66923-08	B	PANEL ASSEMBLY - Right rear cockpit, red	1	
	99134-02	D	PANEL ASSEMBLY - Right rear cockpit, red	1	28-7105001 to 28-7105244 incl.
	99660-02	D	PANEL ASSEMBLY - Right rear cockpit, red	1	28-7205001 to 28-7205328 incl.
	580 396	D	PANEL ASSEMBLY - Right rear cockpit, red	1	28-7305001 to 28-7305611 incl.
	579 877	D	PANEL ASSEMBLY - Right rear cockpit, red	1	28-7405001 and up
	99134-03	E	PANEL ASSEMBLY - Right rear cockpit, red	1	
	99660-08	F	PANEL ASSEMBLY - Right rear cockpit, red	1	28R-7235001 to 28R-7235330 incl.
	580 402	F	PANEL ASSEMBLY - Right rear cockpit, red	1	28R- 7335001 to 28R-7335455 incl.
	579 871	F	PANEL ASSEMBLY - Right rear cockpit, red	1	28R-7435401 to 28R-7635503 incl.
	67303-03	C	PANEL ASSEMBLY - Right rear cockpit, brown	1	
	67303-04	C	PANEL ASSEMBLY - Right rear cockpit, blue	1	
	66923-03	D	PANEL ASSEMBLY - Right rear cockpit, blue	1	28-5601 to 28-5869 inclusive
	66923-09	B	PANEL ASSEMBLY - Right rear cockpit, blue	1	
	99134-04	D	PANEL ASSEMBLY - Right rear cockpit, blue	1	28-7105001 to 28-7105244 incl.
	99134-05	E	PANEL ASSEMBLY - Right rear cockpit, blue	1	
	99660-09	F	PANEL ASSEMBLY - Right rear cockpit, blue/green	1	28R-7235001 to 28R-7235330 incl.
	580 403	F	PANEL ASSEMBLY - Right rear cockpit, blue/green	1	28R-7335001 to 28R-7335455 incl.
	579 870	F	PANEL ASSEMBLY - Right rear cockpit, blue/green	1	28R-7435001 to 28R-7635503 incl.
	99660-03	D	PANEL ASSEMBLY - Right rear cockpit, blue/green	1	28-7205001 to 28-7205328 incl.
	580 397	D	PANEL ASSEMBLY - Right rear cockpit, blue/green	1	28-7305001 to 28-7305611 incl.
	579 876	D	PANEL ASSEMBLY - Right rear cockpit, blue/green	1	28-7405001 and up
	67303-05	C	PANEL ASSEMBLY - Right rear cockpit, beige	1	
	66923-04	D	PANEL ASSEMBLY - Right rear cockpit, beige	1	28-5601 to 28-5869 inclusive
	66923-10	B	PANEL ASSEMBLY - Right rear cockpit, beige	1	
	99134-06	D	PANEL ASSEMBLY - Right rear cockpit, beige	1	28-7105001 to 28-7105244 incl.
	99134-07	E	PANEL ASSEMBLY - Right rear cockpit, beige	1	
	99660-10	F	PANEL ASSEMBLY - Right rear cockpit, gold	1	28R-7235001 to 28R-7235330 incl.
	580 404	F	PANEL ASSEMBLY - Right rear cockpit, gold	1	28R-7335001 to 28R-7335455 incl.
	579 869	F	PANEL ASSEMBLY - Right rear cockpit, gold	1	28R-7435001 to 28R-7635503 incl.
	99660-04	D	PANEL ASSEMBLY - Right rear cockpit, gold	1	28-7205001 to 28-7205328 incl.
	580 398	D	PANEL ASSEMBLY - Right rear cockpit, gold	1	28-7305001 to 28-7305611 incl.
	579 875	D	PANEL ASSEMBLY - Right rear cockpit, gold	1	28-7405001 and up

- A - Used on PA-28-1 80 with serial numbers 28-4378 and up, PA-28R-180 and PA-28R-200 airplanes.
- B - Used on PA-28R-180 with serial numbers 28R-31251 to 28R-31279 inclusive, and PA-28R-200 with serial numbers 28R-35601 to 28R-35830 inclusive.
- C - Used on PA-28-180 with serial numbers 28-4378 to 28-5600 inclusive, PA-28R-180 with serial numbers 28R-30005 to 28R-30481 inclusive, 28R-30483 to 28R-31250 inclusive, and PA-28R-200 with serial numbers 28R-30482, 28R-35001 to 28R-35600 inclusive.
- D - Used on PA-28-180 airplanes only.
- E - Used on PA-28R-180 with serial numbers 28R-71 30001 to 28R-7130019 inclusive, and PA-28R-200 with serial numbers 28R-7135001 to 28R-7135238 inclusive.
- F - Used on PA-28R-200 airplanes only.

When ordering, always specify Part Number, Description, and Serial Number of Aircraft

**PIPER PARTS CATALOG**

Figure and Index Number	Part Number	Code	NOMENCLATURE	No. Req.	SERIAL NUMBERS AFFECTED
27-26	67303-06	B	PANEL ASSEMBLY - Right rear cockpit, black	1	
	66923-06	D	PANEL ASSEMBLY - Right rear cockpit, black	1	28-5601 to 28-5869 inclusive
	66923-12	C	PANEL ASSEMBLY - Right rear cockpit, black	1	
	99134-10	D	PANEL ASSEMBLY - Right rear cockpit, black	1	28-71 05001 to 28-71 05244 incl.
	99660-05	D	PANEL ASSEMBLY - Right rear cockpit, black	1	28-7205001 to 28-7205328 incl.
	580 399	D	PANEL ASSEMBLY - Right rear cockpit, black	1	28-7305001 to 28-7305611 incl.
	579 874	D	PANEL ASSEMBLY - Right rear cockpit, black	1	28-7405001 and up
	99134-11	E	PANEL ASSEMBLY - Right rear cockpit, black	1	
	99660-11	F	PANEL ASSEMBLY - Right rear cockpit, black	1	28R-7235001 to 28R-7235330 incl.
	580 405	F	PANEL ASSEMBLY - Right rear cockpit, black	1	28R-7335001 to 28R-7335455 incl.
	579 868	F	PANEL ASSEMBLY - Right rear cockpit, black	1	28R-7435001 to 28R-7635503 incl.
	67303-07	B	PANEL ASSEMBLY - Right rear cockpit, white	1	
	66923-07	D	PANEL ASSEMBLY - Right rear cockpit, white	1	28-5601 to 28-5869 inclusive
	66923-13	C	PANEL ASSEMBLY - Right rear cockpit, white	1	
	99134-12	D	PANEL ASSEMBLY - Right rear cockpit, white	1	28-7105001 to 28-7105244 incl.
	99660-06	D	PANEL ASSEMBLY - Right rear cockpit, white	1	28-7205001 to 28-7205328 incl.
	580 400	D	PANEL ASSEMBLY - Right rear cockpit, white	1	28-7305001 to 28-7305611 incl.
	579 873	D	PANEL ASSEMBLY - Right rear cockpit, white	1	28-7405001 to 28-7405290 incl.
	99134-13	E	PANEL ASSEMBLY - Right rear cockpit, white	1	
	99660-12	F	PANEL ASSEMBLY - Right rear cockpit, white	1	28R-7235001 to 28R-7235330 incl.
	580 406	F	PANEL ASSEMBLY - Right rear cockpit, white	1	28R-7335001 to 28R-7335455 incl.
	579 867	F	PANEL ASSEMBLY - Right rear cockpit, white	1	28R-7435001 to 28R-7435331 incl.
	66923-05	D	PANEL ASSEMBLY - Right rear cockpit, green	1	28-5601 to 28-5869 inclusive
	66923-11	C	PANEL ASSEMBLY - Right rear cockpit, green	1	
	99134-08	D	PANEL ASSEMBLY - Right rear cockpit, green	1	28-71 05001 to 28-7105244 incl.
	99660-07	D	PANEL ASSEMBLY - Right rear cockpit green	1	28-7205001 to 28-7205328 incl.
	580 401	D	PANEL ASSEMBLY - Right rear cockpit, green	1	28-7305001 to 28-7305611 incl.
	579 872	D	PANEL ASSEMBLY - Right rear cockpit, green	1	28-7405001 and up
	99134-09	E	PANEL ASSEMBLY - Right rear cockpit, green	1	
	99660-13	F	PANEL ASSEMBLY - Right rear cockpit, green	1	28R-7235001 to 28R-7235330 incl.
	580 407	F	PANEL ASSEMBLY - Right rear cockpit, green	1	28R-7335001 to 28R-7335455 incl.
	579 866	F	PANEL ASSEMBLY - Right rear cockpit, green	1	28R-7435001 to 28R-7635503 incl.
	580 716	F	PANEL ASSEMBLY - Right rear cockpit, white/camel/ black	1	28R-7635504 and up

- A - Used on PA-28-180 with serial numbers 28-4378 and up, PA-28R-180 and PA-28R-200 airplanes.
- B - Used on PA-28R-200 with serial numbers 28R-30482. 28R-35001 to 28R-35600 inclusive.
- C - Used on PA-28R-180 with serial numbers 28R-31251 to 28R-31279 inclusive, and PA-28R-200 with serial numbers 28R-35601 to 28R-35830 inclusive.
- D - Used on PA-28-180 airplanes only.
- E - Used on PA-28R-180 with serial numbers 28R-7130001 to 28R-7130019 inclusive, and PA-28R-200 with serial numbers 28R-7135001 to 28R-7135238 inclusive.
- F - Used on PA-28R-200 airplanes only.

When ordering, always specify Part Number, Description, and Serial Number of Aircraft

**PIPER PARTS CATALOG**

Figure and Index Number	Part Number	Code	NOMENCLATURE	No. Req.	SERIAL NUMBERS AFFECTED	
27-27	68484-00	F	PAN - Armrest	1		
-28	68492-02	F	PAD ASSEMBLY- Armrest. red	1		
	68492-06	F	PAD ASSEMBLY - Armrest, brown	1		
	68492-10	F	PAD ASSEMBLY - Armrest, blue	1		
	68492-14	F	PAD ASSEMBLY - Armrest, beige	1		
	68492-18	G	PAD ASSEMBLY - Armrest, black	1		
	68492-20	G	PAD ASSEMBLY - Armrest, white	1		
-29	65304-00	H	PANEL - Ash box	3		
-30	453 141	H,W	BOX - Ash	3		
-31	484 385	H,W	RETAINER - Ash box (947483)	3		
-32	65286-05	H	KNOB - Ash box, red (571 070)	3		
	65286-07	H	KNOB - Ash box, brown (571 072)	3		
	65286-06	H	KNOB - Ash box, blue (571 071 )	3		
	65286-08	H	KNOB - Ash box, tan (571 097)	3		
	-33	63116-97	C	CARPET - Floor, front left, red	1	
67907-02		B	CARPET - Floor, front left, red	1		
76161-02		D	CARPET - Floor, front left, red	1		
591 147		E	CARPET - Floor, front left, red	1		
63116-98		C	CARPET - Floor, front right, red	1		
67907-03		B	CARPET - Floor, front right, red	1		
76161-03		D	CARPET - Floor, front right, red	1		
591 152		E	CARPET - Floor, front right, red	1		
			<p>A - Used on PA-28-180 with serial numbers 28-4378 and up, PA-28R-180 and PA-28R-200 airplanes.</p> <p>B - Used on PA-28-180 with serial numbers 28-7105001 to 28-7205328 inclusive, PA-28R-180 with serial numbers 28R-7130001 to 28R-7130019 inclusive, and PA-28R-200 with serial numbers 28R-7135001 to 28R-7135238 inclusive,</p> <p>C - Used on PA-28-180 with serial numbers 284378 to 28-5869 inclusive, PA-28R-180 with serial numbers 28R-30005 to 28R-30481 inclusive, 28R-30483 to 28R-31279 inclusive, and PA-28R-200 with serial numbers 28R-30482, 28R-35001 to 28R-35830 inclusive.</p> <p>D - Used on PA-28-180 with serial numbers 28-7305001 to 28-7405290 inclusive, and PA-28R-200 with serial numbers 28R-7235001 to 28R-7435331 inclusive.</p> <p>E - Used on PA-28-180 with serial numbers 28-7505001 to 28-7505261 inclusive, and PA-28R-200 with serial numbers 28R-7535001 to 28R-7635503 inclusive.</p> <p>F- Used on PA-28-180 with serial numbers 28-4378 to 28-5600 inclusive, PA-28R-180 with serial numbers 28R-30005 to 28R-30481 inclusive, 28R-30483 to 28R-31250 inclusive, and PA-28R-200 with serial numbers 28R-30482, 28R-35001 to 28R-35600 inclusive.</p> <p>G- Used on PA-28R-180 with serial numbers 28R-30482, 28R-35001 to 28R-35600 inclusive.</p> <p>H- Used on PA-28-180 with serial numbers 28-4378 to 28-5600 inclusive, and PA-28R-180 with serial numbers 28R-30005 to 28R-30481 inclusive. 28R-30483 to 28R-31250 inclusive.</p> <p>W - These parts must be ordered from Service Spares Department, Piper Aircraft. Lock Haven, Penna.</p>			

When ordering, always specify Part Number, Description, and Serial Number of Aircraft



**PIPER PARTS CATALOG**

Figure and Index Number	Part Number	Code	NOMENCLATURE	No. Req.	SERIAL NUMBERS AFFECTED
27-33	63116-37	C	CARPET - Floor, front left, brown	1	
	63116-38	C	CARPET - Floor, front right, brown	1	
	63116-52	C	CARPET - Floor, front left, blue	1	
	67907-06	B	CARPET - Floor, front left, blue	1	
	76161-06	D	CARPET - Floor, front left, blue	1	
	591 149	E	CARPET - Floor, front left, blue	1	
	63116-53	C	CARPET - Floor, front right, blue	1	
	67907-07	B	CARPET - Floor, front right, blue	1	
	76161-07	D	CARPET - Floor, front right, blue	1	
	591 154	E	CARPET - Floor, front right, blue	1	
	63116-136	C	CARPET - Floor, front left, black	1	
	67907-04	B	CARPET - Floor, front left, black	1	
	76161-04	D	CARPET - Floor, front left, black	1	
	591 148	E	CARPET - Floor, front left, black	1	
	63116-137	C	CARPET - Floor, front right, black	1	
	67907-05	B	CARPET - Floor, front right, black	1	
	76161-05	D	CARPET - Floor, front right, black	1	
	591 153	E	CARPET - Floor, front right, black	1	
	67907-08	B	CARPET - Floor, front left, fawn	1	
	76161-08	D	CARPET - Floor, front left, fawn	1	
	67907-09	B	CARPET - Floor, front right, fawn	1	
	76161-09	D	CARPET - Floor, front right, fawn	1	
	67907-10	B	CARPET - Floor, front left, green	1	
	76161-10	D	CARPET - Floor, front left, green	1	
	591 151	E	CARPET - Floor, front left, green	1	
	67907-11	B	CARPET - Floor, front right, green	1	
	76161-11	D	CARPET - Floor, front right, green	1	
	591 156	E	CARPET - Floor, front right, green	1	
	591 545	F	CARPET - Floor, front left, heather brown	1	28R-7635504 and up
	591 546	F	CARPET - Floor, front left, monaco brown	1	28R-7635504 and up
	591 547	F	CARPET - Floor, front right, heather brown	1	28R-7635504 and up
	591 548	F	CARPET - Floor, front right, monaco brown	1	28R-7635504 and up
			A - Used on PA-28-180 with serial numbers 284378 and up, PA-28R-180 and PA-28R-200 airplanes.		
			B - Used on PA-28-180 with serial numbers 28-7105001 to 28-7205328 inclusive, PA-28R-180 with serial numbers 28R-7130001 to 28R-7130019 inclusive, and PA-28R-200 with serial numbers 28R-7135001 to 28R-7135238 inclusive.		
			C - Used on PA-28-180 with serial numbers 28-4378 to 28-5869 inclusive, PA-28R-180 with serial numbers 28R-30005 to 28R-30481 inclusive, 28R-30483 to 28R-31279 inclusive, and PA-28R-200 with serial numbers 28R-30482, 28R-35001 to 28R-35830 inclusive.		
			D - Used on PA-28-180 with serial numbers 28-7305001 to 28-7405290 inclusive, and PA-28R-200 with serial number 28R-7235001 to 28R-7435331 inclusive.		
			E - Used on PA-28-180 with serial numbers 28-7505001 to 28-7505261 inclusive, and PA-28R-200 with serial numbers 28R-7535001 to 28R-7635503 inclusive.		
			F - Used on PA-28R-200 airplanes only.		

When ordering, always specify Part Number, Description, and Serial Number of Aircraft

**PIPER PARTS CATALOG**

Figure and Index Number	Part Number	Code	NOMENCLATURE	No. Req.	SERIAL NUMBERS AFFECTED	
27-33	79236-10	D,E,F	CARPET - Floor, front left	1		
	591 216	E,G	CARPET - Floor, front left, red	1		
	591 218	E,G	CARPET - Floor, front left, blue	1		
	591 217	E,G	CARPET - Floor, front left, black	1		
	591 220	E,G	CARPET - Floor, front left, green	1		
	79236-11	D,E,F	CARPET - Floor, front right	1		
	591 226	E,G	CARPET - Floor, front right, red	1		
	591 228	E,G	CARPET - Floor, front right, blue	1		
	591 227	E,G	CARPET - Floor, front right, black	1		
	591 225	E,G	CARPET - Floor, front right, green	1		
	-34	63116-93	B	CARPET - Floor, Sta. 74 to Sta. 105, outboard, red	2	
		63116-06	B	CARPET - Floor, Sta. 74 to Sta. 105, outboard, brown	2	
		63116-48	B	CARPET - Floor, Sta. 74 to Sta. 105, outboard, blue	2	
		63116-132	B	CARPET - Floor, Sta. 74 to Sta. 105, outboard, black	2	
67905-02		C	CARPET - Floor, Sta. 74 to Sta. 105, outboard, red	2		
67905-04		C	CARPET - Floor, Sta. 74 to Sta. 105, outboard, blue	2		
67905-05		C	CARPET - Floor, Sta. 74 to Sta. 105, outboard, fawn	2		
67905-06		C	CARPET - Floor, Sta. 74 to Sta. 105, outboard, green	2		
67905-03		C	CARPET - Floor, Sta. 74 to Sta. 105, outboard, black	2		
591 026		G	CARPET - Floor, Sta. 74 to Sta. 105, outboard, red	2		
591 028		G	CARPET - Floor, Sta. 74 to Sta. 105, outboard, blue	2		
591 027		G	CARPET - Floor, Sta. 74 to Sta. 105, outboard, black	2		
591 030		G	CARPET - Floor, Sta. 74 to Sta. 105, outboard, green	2		
79236-16		D,E,F	CARPET - Floor, Sta. 74 to Sta. 105, outboard	2		
591 275		E,G	CARPET - Floor, Sta. 74 to Sta. 105, outboard, red	2		
591 277		E,G	CARPET - Floor, Sta. 74 to Sta. 105, outboard, blue	2		
591 276		E,G	CARPET - Floor, Sta. 74 to Sta. 105, outboard, black	2		
591 279		E,G	CARPET - Floor, Sta. 74 to Sta. 105, outboard, green	2		
591 501		H	CARPET - Floor, Sta. 74 to Sta. 105, outboard, heather brown	2	28R-7635504 and up	
591 502		H	CARPET - Floor, Sta. 74 to Sta. 105, outboard, monaco brown	2	28R-7635504 and up	
			<p>A - Used on PA-28-180 with serial numbers 28-4378 and up, PA-28R-180 and PA-28R-200 airplanes.</p> <p>B - Used on PA-28-180 with serial numbers 28-4378 to 28-5869 inclusive, PA-28R-180 with serial numbers 28R-30005 to 28R-30481 inclusive, 28R-30483 to 28R-31279 inclusive, and PA-28R-200 with serial numbers 28R-30482, 28R-35001 to 28R-35830 inclusive.</p> <p>C - Used on PA-28-180 with serial numbers 28-71 05001 to 28-7405290 inclusive, PA-28R-180 with serial numbers 28R-7130001 to 28R-7130019 inclusive, and PA-28R-200 with serial numbers 28R-71 35001 to 28R-7435331 inclusive.</p> <p>D - Used on PA-28-180 with serial numbers 28-7405001 to 28-7405290 inclusive, and PA-28R-200 with serial numbers 28R-7435001 to 28R-7435331 inclusive.</p> <p>E - Used if sound reduction carpeting is installed.</p> <p>F - When ordering, specify color red, blue, fawn, black or green.</p> <p>G - Used on PA-28-180 with serial numbers 28-7505001 to 28-7505261 inclusive, and PA-28R-200 with serial numbers 28R-7535001 to 28R-7635503 inclusive.</p> <p>H - Used on PA-28R-200 airplanes only.</p>			

When ordering, always specify Part Number, Description, and Serial Number of Aircraft

**PIPER PARTS CATALOG**

Figure and Index Number	Part Number	Code	NOMENCLATURE	No. Req.	SERIAL NUMBERS AFFECTED
27-35	63116-94	B	CARPET - Floor, Sta. 74 to Sta. 105, center, red	2	
	63116-04	B	CARPET - Floor, Sta. 74 to Sta. 105, center, brown	2	
	63116-49	B	CARPET - Floor, Sta. 74 to Sta. 105, center, blue	2	
	63116-133	B	CARPET - Floor, Sta. 74 to Sta. 105, center, black	2	
	67906-02	C	CARPET - Floor, Sta. 74 to Sta. 105, center, red	2	
	67906-04	C	CARPET - Floor, Sta. 74 to Sta. 105, center, blue	2	
	67906-05	C	CARPET - Floor, Sta. 74 to Sta. 105, center, fawn	2	
	67906-06	C	CARPET - Floor, Sta. 74 to Sta. 105, center, green	2	
	67906-03	C	CARPET - Floor, Sta. 74 to Sta. 105, center, black	2	
	591 031	G	CARPET - Floor, Sta. 74 to Sta. 105, center, red	2	
	591 033	G	CARPET - Floor, Sta. 74 to Sta. 105, center, blue	2	
	591 032	G	CARPET - Floor, Sta. 74 to Sta. 105, center, black	2	
	591 035	G	CARPET - Floor, Sta. 74 to Sta. 105, center, green	2	
	79236-05	D,E,F	CARPET - Floor, Sta. 74 to Sta. 105, center	2	
	591 182	E,G	CARPET - Floor, Sta. 74 to Sta. 105, center, red	2	
	591 184	E,G	CARPET - Floor, Sta. 74 to Sta. 105, center, blue	2	
	591 183	E,G	CARPET - Floor, Sta. 74 to Sta. 105, center, black	2	
	591 186	E,G	CARPET - Floor, Sta. 74 to Sta. 105, center, green	2	
	591 503	H	CARPET - Floor, Sta. 74 to Sta. 105, center, heather brown	2	28R-7635504 and up
	591 504	H	CARPET - Floor, Sta. 74 to Sta. 105, center, monaco brown	2	28R-7635504 and up
<p>A - Used on PA-28-180 with serial numbers 28-4378 and up, PA-28R-180 and PA-28R-200 airplanes.</p> <p>B - Used on PA-28-180 with serial numbers 28-4378 to 28-5869 inclusive, PA-28R-180 with serial numbers 28R-30005 to 28R-30481 inclusive, 28R-30483 to 28R-31279 inclusive, and PA-28R-200 with serial numbers 28R-30482, 28R-35001 to 28R-35830 inclusive.</p> <p>C - Used on PA-28-180 with serial numbers 28-7105001 to 28-7405290 inclusive, PA-28R-180 with serial number 28R-7130001 to 28R-7130019 inclusive, and PA-28R-200 with serial numbers 28R-7135001 to 28R-7435331 inclusive.</p> <p>D - Used on PA-28-180 with serial numbers 28-7405001 to 28-7405290 inclusive, and PA-28R-200 with serial numbers 28R-7435001 to 28R-7435331 inclusive.</p> <p>E - Used if sound reduction carpeting is installed.</p> <p>F - When ordering, specify color red, blue, fawn, black or green.</p> <p>G - Used on PA-28-180 with serial numbers 28-7505001 to 28-7505261 inclusive, and PA-28R-200 with serial numbers 28R-7535001 to 28R-7635503 inclusive. Use on PA-28R-200 airplanes only</p>					

When ordering, always specify Part Number, Description, and Serial Number of Aircraft

**PIPER PARTS CATALOG**

Figure and Index Number	Part Number	Code	NOMENCLATURE	No. Req.	SERIAL NUMBERS AFFECTED
27-36	63116-95	B	CARPET - Floor, Sta. 74 to Sta. 105, inboard, red	2	
	63116-19	B	CARPET - Floor, Sta. 74 to Sta. 105, inboard, brown	2	
	63116-50	B	CARPET - Floor, Sta. 74 to Sta. 105, inboard, blue	2	
	63116-134	B	CARPET - Floor, Sta. 74 to Sta. 105, inboard, black	2	
	76199-02	C	CARPET - Floor, Sta. 74 to Sta. 105, inboard, left, red	1	
	76199-06	C	CARPET - Floor, Sta. 74 to Sta. 105, inboard, left, blue	1	
	76199-08	C	CARPET - Floor, Sta. 74 to Sta. 105, inboard, left, fawn	1	
	76199-10	C	CARPET - Floor, Sta. 74 to Sta. 105, inboard, left, green	1	
	76199-04	C	CARPET - Floor, Sta. 74 to Sta. 105, inboard, left, black	1	
	591 157	D	CARPET - Floor, Sta. 74 to Sta. 105, inboard, left, red	1	
	591 159	D	CARPET - Floor, Sta. 74 to Sta. 105, inboard, left, blue	1	
	591 158	D	CARPET - Floor, Sta. 74 to Sta. 105, inboard, left, black	1	
	591 161	D	CARPET - Floor, Sta. 74 to Sta. 105, inboard, left, green	1	
	76199-03	C	CARPET - Floor, Sta. 74 to Sta. 105, inboard, right, red	1	
	76199-07	C	CARPET - Floor, Sta. 74 to Sta. 105, inboard, right, blue	1	
	76199-09	C	CARPET - Floor, Sta. 74 to Sta. 105, inboard, right, fawn	1	
	76199-11	C	CARPET - Floor, Sta. 74 to Sta. 105, inboard, right, green	1	
	76199-05	C	CARPET - Floor, Sta. 74 to Sta. 105, inboard, right, black	1	
	591 162	D	CARPET - Floor, Sta. 74 to Sta. 105, inboard, right, red	1	
	591 164	D	CARPET - Floor, Sta. 74 to Sta. 105, inboard, right, blue	1	
	591 163	D	CARPET - Floor, Sta. 74 to Sta. 105, inboard, right, black	1	
	591 166	D	CARPET - Floor, Sta. 74 to Sta. 105, inboard, right, green	1	
	591 549	E	CARPET - Floor, Sta. 74 to Sta. 105, inboard, left, heather brown	1	28R-7635504 and up
	591 550	E	CARPET - Floor, Sta. 74 to Sta. 105, inboard, left, monaco brown	1	28R-7635504 and up
	591 551	E	CARPET - Floor, Sta. 74 to Sta. 105, inboard, right, heather brown	1	28R-7635504 and up
	591 552	E	CARPET - Floor, Sta. 74 to Sta. 105, inboard, right, monaco brown	1	28R-7635504 and up
				A- Used on PA-28-180 with serial numbers 28-4378 and up, PA-28R-180 and PA-28R-200 airplanes.	
			B- Used on PA-28-180 with serial numbers 28-4378 to 28-5869 inclusive, PA-28R-180 with serial numbers 28R-30005 to 28R-30481 inclusive, 28R-30483 to 28R-31279 inclusive, and PA-28R-200 with serial numbers 28R-30482, 28R-35001 to 28R-35830 inclusive.		
			C- Used on PA-28-180 with serial numbers 28-7105001 to 28-7405290 inclusive, PA-28R-180 with serial numbers 28R-7130001 to 28R-7130019 inclusive, and PA-28R-200 with serial numbers 28R-7135001 to 28R-7435331 inclusive.		
			D- Used on PA-28-180 with serial numbers 28-7505001 to 28-7505261 inclusive, and PA-28R-200 with serial numbers 28R-7535001 to 28R-7635503 inclusive.		
			E- Used on "A" PA-28R-200 airplanes only.		

When ordering, always specify Part Number, Description, and Serial Number of Aircraft

**PIPER PARTS CATALOG**

Figure and Index Number	Part Number	Code	NOMENCLATURE	No. Req.	SERIAL NUMBERS AFFECTED	
27-37	63116-109	B	CARPET - Tunnel, top, red	1	28R-30005 to 28R-30103 incl.	
	63116-140	C	CARPET - Tunnel, top, red	1		
	99114-02	F	CARPET - Tunnel, top, red	1		
	76160-02	G	CARPET - Tunnel, top, red	1		
	591 142	D	CARPET - Tunnel, top, red	1		
	63116-107	B	CARPET - Tunnel, top, brown	1		28R-30005 to 28R-30103 incl.
	63116-142	C	CARPET - Tunnel, top, brown	1		
	63116-108	B	CARPET - Tunnel, top, blue	1		28R-30005 to 28R-30103 incl.
	63116-144	C	CARPET - Tunnel, top, blue	1		
	99114-04	F	CARPET - Tunnel, top, blue	1		
	76160-04	G	CARPET - Tunnel, top, blue	1		
	591 144	D	CARPET - Tunnel, top, blue	1		
	63116-130	E	CARPET - Tunnel, top, black	1		
	99114-03	F	CARPET - Tunnel, top, black	1		
	76160-03	G	CARPET - Tunnel, top, black	1		
	591 143	D	CARPET - Tunnel, top, black	1		
	99114-05	F	CARPET - Tunnel, top, fawn	1		
	76160-05	G	CARPET - Tunnel, top, fawn	1		
	99114-06	F	CARPET - Tunnel, top, green	1		
	76160-06	G	CARPET - Tunnel, top, green	1		
591 146	D	CARPET - Tunnel, top, green	1			
591 543	H	CARPET - Tunnel, top, heather brown	1	28R-7635504 and up		
591 544	H	CARPET - Tunnel, top, monaco brown	1			
			<p>A - Used on PA-28-180 with serial numbers 28-4378 and up, PA-28R-180 and PA-28R-200 airplanes.</p> <p>B - Used on PA-28R-180 airplanes only.</p> <p>C - Used on PA-28-180 with serial numbers 28-4378 to 28-5869 inclusive, PA-28R-180 with serial numbers 28R-30104 to 28R-30481 inclusive, 28R-30483 to 28R-31279 inclusive, and PA-28R-200 with serial numbers 28R-30482, 28R-35001 to 28R-35830 inclusive.</p> <p>D - Used on PA-28-180 with serial numbers 28-7505001 to 28-7505261 inclusive, and PA-28R-200 with serial numbers 28R-7535001 to 28R-7635503 inclusive.</p> <p>E - Used on PA-28-180 with serial numbers 28-4378 to 28-5869 inclusive, PA-28R-180 with serial numbers 28R-30005 to 28R-30481 inclusive, 28R-30483 to 28R-31279 inclusive, and PA-28R-200 with serial numbers 28R-30482, 28R-35001 to 28R-35830 inclusive.</p> <p>F - Used on PA-28-180 with serial numbers 28-7105001 to 28-7205328 inclusive, PA-28R-180 with serial numbers 28R-7130001 to 28R-7130019 inclusive, and PA-28R-200 with serial numbers 28R-7135001 to 28R-7135238 inclusive.</p> <p>G - Used on PA-28-180 with serial numbers 28-7305001 to 28-7405290 inclusive, and PA-28R-200 with serial numbers 28R-7235001 to 28R-7435331 inclusive.</p> <p>H - Used on PA-28R-200 airplanes only.</p>			

When ordering, always specify Part Number, Description, and Serial Number of Aircraft

**PIPER PARTS CATALOG**

Figure and Index Number	Part Number	Code	NOMENCLATURE	No. Req.	SERIAL NUMBERS AFFECTED	
27-38	63116-96	E	CARPET - Spar box, left, red	1	28R-30005 to 28R-30103 incl.  28R-30005 to 28R-30103 incl.  28R-30005 to 28R-30103 incl.  28R-7635504 and up	
	63116-102	B	CARPET - Spar box, right, red	1		
	63116-91	C	CARPET - Spar box, right, red	1		
	63116-58	E	CARPET - Spar box, left, brown	1		
	63116-78	B	CARPET - Spar box, right, brown	1		
	63116-76	C	CARPET - Spar box, right, brown	1		
	63116-51	E	CARPET - Spar box, left, blue	1		
	63116-75	B	CARPET - Spar box, right, blue	1		
	63116-92	C	CARPET - Spar box, right, blue	1		
	63116-138	E	CARPET - Spar box, left, black	1		
	63116-135	E	CARPET - Spar box, right, black	1		
	67903-02	D	CARPET - Spar box, complete, red	1		
	67903-06	D	CARPET - Spar box, complete, blue	1		
	67903-08	D	CARPET - Spar box, complete, fawn	1		
	67903-10	D	CARPET - Spar box, complete, green	1		
	67903-04	D	CARPET - Spar box, complete, black	1		
	591 006	F	CARPET - Spar box, complete, red	1		
	591 008	F	CARPET - Spar box, complete, blue	1		
	591 007	F	CARPET - Spar box, complete, black	1		
	591 010	F	CARPET - Spar box, complete, green	1		
	591 493	G	CARPET - Spar box, complete, heather brown	1		
	591 494	G	CARPET - Spar box, complete, monaco brown	1		
				A- Used on PA-28-180 with serial numbers 28-4378 and up, PA-28R-180 and PA-28R-200 airplanes.		
				B- Used on PA-28R-180 airplanes only,		
				C- Used on PA-28-180 with serial numbers 28-4378 to 28-5869 inclusive, PA-28R-180 with serial numbers 28R-30104 to 28R-30481 inclusive, 28R-30483 to 28R-31279 inclusive, and PA-28R-200 with serial numbers 28R-30482, 28R-35001 to 28R-35830 inclusive,		
				D- Used on PA-28-180 with serial numbers 28-7105001 to 28-7405290 inclusive, PA-28R-180 with serial numbers 28R-7130001 to 28R-7130019 inclusive, and PA-28R-200 with serial numbers 28R-7135001 to 28R-7435331 inclusive.		
			E- Used on PA-28-180 with serial numbers 28-4378 to 28-5869 inclusive, PA-28R-180 with serial numbers 28R-30005 to 28R-30481 inclusive, 28R-30483 to 28R-31279 inclusive, and PA-28R-200 with serial numbers 28R-30482, 28R-35001 to 28R-35830 inclusive.			
			F- Used on PA-28-180 with serial numbers 28-7505001 to 28-7505261 inclusive, and PA-28R-200 with serial numbers 28R-7535001 to 28R-7635503 inclusive.			
			G- Used on PA-28R-200 airplanes only.			

When ordering, always specify Part Number, Description, and Serial Number of Aircraft

**PIPER PARTS CATALOG**

Figure and Index Number	Part Number	Code	NOMENCLATURE	No. Req.	SERIAL NUMBERS AFFECTED	
27-39	63116-125	C	CARPET - Tunnel, side, left, red	1		
	67904-02	B	CARPET - Tunnel, side, left, red	1		
	591 016	D	CARPET - Tunnel, side, left, red	1		
	63116-129	C	CARPET - Tunnel, side, right, red	1		
	67904-03	B	CARPET - Tunnel, side, right, red	1		
	591 021	D	CARPET - Tunnel, side, right, red	1		
	63116-123	C	CARPET - Tunnel, side, left, brown	1		
	63116-127	C	CARPET - Tunnel, side, right, brown	1		
	63116-124	C	CARPET - Tunnel, side, left, blue	1		
	67904-06	B	CARPET - Tunnel, side, left, blue	1		
	591 018	D	CARPET - Tunnel, side, left, blue	1		
	63116-128	C	CARPET - Tunnel, side, right, blue	1		
	67904-07	B	CARPET - Tunnel, side, right, blue	1		
	591 023	D	CARPET - Tunnel, side, right, blue	1		
	63116-139	C	CARPET - Tunnel, side, left, black	1		
	67904-04	B	CARPET - Tunnel, side, left, black	1		
	591 017	D	CARPET - Tunnel, side, left, black	1		
	63116-126	C	CARPET - Tunnel, side, right, black	1		
	67904-05	B	CARPET - Tunnel, side, right, black	1		
	591 022	D	CARPET - Tunnel, side, right, black	1		
	67904-08	B	CARPET - Tunnel, side, left, fawn	1		
	67904-09	B	CARPET - Tunnel, side, right, fawn	1		
	67904-10	B	CARPET - Tunnel, side, left, green	1		
	591 020	D	CARPET - Tunnel, side, left, green	1		
	67904-11	B	CARPET - Tunnel, side, right, green	1		
	591 025	D	CARPET - Tunnel, side, right, green	1		
	591 497	E	CARPET - Tunnel, side, left, heather brown	1	28R-7635504 and up	
	591 498	E	CARPET - Tunnel, side, left, monaco brown	1	28R-7635504 and up	
	591 499	E	CARPET - Tunnel, side, right, heather brown	1	28R-7635504 and up	
	591 500	E	CARPET - Tunnel, side, right, monaco brown	1	28R-7635504 and up	
			A-	Used on PA-2B-180 with serial numbers 28-4378 and up, PA-28R-180 and PA-28R-200 airplanes.		
			B-	Used on PA-28-180 with serial numbers 28-7105001 to 28-7405290 inclusive, PA-28R-180 with serial numbers 28R-7130001 to 28R-7130019 inclusive, and PA-28R-200 with serial numbers 28R-7135001 to 28R-7435331 inclusive.		
			C -	Used on PA-28-180 with serial numbers 28-4378 to 28-5869 inclusive, PA-28R-180 with serial numbers 28R-30005 to 28R-30481 inclusive, 28R-30483 to 28R-31279 inclusive, and PA-28R-200 with serial numbers 28R-30482, 28R-35001 to 28R-35830 inclusive.		
			D-	Used on PA-28-180 with serial numbers 28-7505001 to 28-7505261 inclusive, and PA-28R-200 with serial numbers 28R-7535001 to 28R-7635503 inclusive.		
			E-	Used on PA-28R-200 airplanes only.		

When ordering, always specify Part Number, Description, and Serial Number of Aircraft

**PIPER PARTS CATALOG**

Figure and Index Number	Part Number	Code	NOMENCLATURE	No. Req.	SERIAL NUMBERS AFFECTED
27-40	65324-05	C	CARPET - Baggage compartment, red	1	28R-7635504 and up 28R-7635504 and up
	66802-02	E	CARPET - Baggage compartment, red	1	
	66802-06	B	CARPET - Baggage compartment, red	1	
	591 471	C	CARPET - Baggage compartment, red	1	
	65324-03	D	CARPET - Baggage compartment, brown	1	
	66802-03	E	CARPET - Baggage compartment, brown	1	
	65324-04	D	CARPET - Baggage compartment, blue	1	
	66802-04	E	CARPET - Baggage compartment, blue	1	
	66802-08	B	CARPET - Baggage compartment, blue	1	
	591 473	C	CARPET - Baggage compartment, blue	1	
	65324-06	D	CARPET - Baggage compartment, black	1	
	66802-05	E	CARPET - Baggage compartment, black	1	
	66802-07	B	CARPET - Baggage compartment, black	1	
	591 472	C	CARPET - Baggage compartment, black	1	
	66802-09	B	CARPET - Baggage compartment, fawn	1	
	66802-10	B	CARPET - Baggage compartment, green	1	
	591 474	C	CARPET - Baggage compartment, green	1	
	591 491	F	CARPET - Baggage compartment, heather brown	1	
	591 492	F	CARPET - Baggage compartment, monaco brown	1	
	-41	63185-02	D	TRIM STRIP - Baggage compartment, rear	
63185-03		D	TRIM STRIP - Baggage compartment, front	1	
63185-05		G	TRIM STRIP - Baggage compartment	1	
			<p>A- Used on PA-28-180 with serial numbers 28-4378 and up, PA-28R-180 and PA-28R-200 airplanes.</p> <p>B- Used on PA-28-180 with serial numbers 28-7105001 to 28-7405290 inclusive, PA-28R-180 with serial numbers 28R-7130001 to 28R-7130019 inclusive, and PA-28R-200 with serial numbers 28R-7135001 to 28R-7435331 inclusive.</p> <p>C- Used on PA-28-180 with serial numbers 28-7505001 to 28-7505261 inclusive, and PA-28R-200 with serial numbers 28R-7535001 to 28R-7635503 inclusive.</p> <p>D- Used on PA-28-180 with serial numbers 28-4378 to 28-5313 inclusive, and PA-28R-180 with serial numbers 28R-30005 to 28R-30481 inclusive, 28R-30483 to 28R-31092 inclusive.</p> <p>E- Used on PA-28-180 with serial numbers 28-5314 to 28-5869 inclusive, PA-28R-180 with serial numbers 28R-31093 to 28R-31279 inclusive, and PA-28R-200 with serial numbers 28R-30482, 28R-35001 to 28R-35830 inclusive.</p> <p>F- Used on PA-28R-200 airplanes only.</p> <p>G- Used on PA-28-180 with serial numbers 28-5314 and up, PA-28R-180 with serial numbers 28R-31093 and up, and PA-28R-200 with serial numbers 28R-30482, 28R-35001 and up.</p>		

When ordering, always specify Part Number, Description, and Serial Number of Aircraft



**PIPER PARTS CATALOG**

Figure and Index Number	Part Number	Code	NOMENCLATURE	No. Req.	SERIAL NUMBERS AFFECTED
27-42	63259-00	C,D	PLATE - Striker, baggage door, length 2.64"	1	
	99450-00	C,D	PLATE - Striker, baggage door, Length 3.12"	1	
	63293-02	B,E	PLATE - Striker, baggage door, Length 2.00"	1	
-43	63142-02	K	TRIM STRIP - Door frame, bottom rear	1	
	63142-56	L	TRIM STRIP - Door frame, bottom rear	1	28R-7635018 and up
-44	63142-13	F	TRIM STRIP - Door frame, top and side rear	1	
	63142-39	G	TRIM STRIP - Door frame, side rear	1	
	63142-55	L	TRIM STRIP - Door frame, top rear	1	28R-7635018 and up
	63142-38	H	TRIM STRIP - Door frame, top rear	1	
	63142-47	J	TRIM STRIP - Door frame, top rear	1	
-45	63142-14	F	TRIM STRIP - Door frame, front	1	
	63142-40	H	TRIM STRIP - Door frame, front	1	
	63142-48	J	TRIM STRIP - Door frame, front	1	
	63142-51	L	TRIM STRIP - Door frame, front	1	28R-7635018 and up
-46	63142-08	M	TRIM STRIP - Headlining	1	
	63142-36	N	TRIM STRIP - Headlining	1	
			A- Used on PA-28-180 with serial numbers 28-4378 and up, PA-28R-180 and PA-28R-200 airplanes.		
			B- Used on PA-28-180 with serial numbers 28-5314 and up, PA-28R-180 with serial numbers 28R-31093 and up, and PA-28R-200 with serial numbers 28R-30482, 28R-35001 and up.		
			C- Used on PA-28-180 with serial numbers 28-4378 to 28-5313 inclusive, and PA-28R-180 with serial numbers 28R-30005 to 28R-30481 inclusive, 28R-30483 to 28R-31092 inclusive.		
			D- Used if baggage door does not have push button latch.		
			E- Used if baggage door has push button latch.		
			F- Used on PA-28-180 with serial numbers 28-4378 to 28-7205328 inclusive, PA-28R-180 with serial numbers 28R-30005 to 28R-7130019 inclusive, and PA-28R-200 with serial numbers 28R-30482, 28R-35001 to 28R-7135238 inclusive.		
			G- Used on PA-28-180 with serial numbers 28-7305001 and up, and PA-28R-200 with serial numbers 28R-7235001 to 28R-7635017 inclusive.		
			H- Used on PA-28-180 with serial numbers 28-7305001 to 28-7305361 inclusive, and PA-28R-200 with serial numbers 28R-7235001 to 28R-7335218 inclusive.		
			J- Used on PA-28-180 with serial numbers 28-7305362 and up, and PA-28R-200 with serial numbers 28R-7335219 to 28R-7635017 inclusive.		
			K- Used on PA-28-180 with serial numbers 28-4378 and up, PA-28R-180, and PA-28R-200 with serial numbers 28R-30482, 28R-35001 to 28R-7635017 inclusive.		
			L- Used on PA-28R-200 airplanes only.		
			M- Used on PA-28-180 with serial numbers 28-4378 to 28-7105244 inclusive, PA-28R-180 with serial numbers 28R-30005 to 28R-7130019 inclusive, and PA-28R-200 with serial numbers 28R-30482, 28R-35001 to 28R-7135238 inclusive.		
			N- Used on PA-28-180 with serial numbers 28-7205001 to 28-7305611 inclusive, and PA-28R-200 with serial numbers 28R-7235001 to 28R-7335455 inclusive.		

When ordering, always specify Part Number, Description, and Serial Number of Aircraft

**PIPER PARTS CATALOG**

Figure and Index Number	Part Number	Code	NOMENCLATURE	No. Req.	SERIAL NUMBERS AFFECTED
27-47	63142-32	L	TRIM STRIP - Headlining	1	
	63142-43	H	TRIM STRIP - Headlining	1	
-48	63142-26	B	TRIM STRIP - Headlining, left	1	
	63142-25	B	TRIM STRIP - Headlining, right	1	
	63142-32	G	TRIM STRIP - Headlining	1	28R-7235001 to 28R-7235330incl.
	63142-43	H	TRIM STRIP - Headlining	1	
	63142-44	J,K	TRIM STRIP - Headlining	2	
-49	65869-00	D	BEARING - Sun visor	2	
-50	99240-00	E	RING - Boot attachment	1	
-51	65546-00	B	SILL- Door	1	
	76191-00	F	SILL- Door	1	
	76191-02	G	SILL - Door	1	28R-7635018 and up
-52	489 388	D	ASH RECEIVER - (Complete) Chrome (2A20580)	2	
-53	63229-02	C	SUPPORT ASSEMBLY - Sun visor	1	
-54	63900-44	C	BUSHING - Sun visor	1	
<p>A- Used on PA-28-180 with serial numbers 28-4378 and up, PA-28R-180 and PA-28R-200 airplanes.</p> <p>B- Used on PA-28-180 with serial numbers 28-4378 to 28-7205328 inclusive, PA-28R-180 with serial numbers 28R-30005 to 28R-7130019 inclusive, and PA-28R-200 with serial numbers 28R-30482, 28R-35001 to 28R-7135238 inclusive.</p> <p>C- Used on PA-28-180 with serial numbers 28-4378 to 28-5600 inclusive, PA-28R-180 with serial numbers 28R-30005 to 28R-30481 inclusive, 28R-30483 to 28R-31250 inclusive, and PA-28R-200 with serial numbers 28R-30482, 28R-35001 to 28R-35600 inclusive.</p> <p>D- Used on PA-28-180 with serial numbers 28-5601 and up, PA-28R-180 with serial numbers 28R-31251 and up, and PA-28R-200 with serial numbers 28R-35601 and up.</p> <p>E- Used on PA-28-180 with serial numbers 28-7105001 and up, PA-28R-180 with serial numbers 28R-7130001 and up, and PA-28R-200 with serial numbers 28R-7135001 and up.</p> <p>F- Used on PA-28-180 with serial numbers 28-7305001 and up, and PA-28R-200 with serial numbers 28R-7235001 to 28R-7635017 inclusive.</p> <p>G- Used on PA-28R-200 airplanes only.</p> <p>H- Used on PA-28-180 with serial numbers 28-7305001 to 28-7305611 inclusive, and PA-28R-200 with serial numbers 28R-7335001 to 28R-7335455 inclusive.</p> <p>J- Used on PA-28-180 with serial numbers 28-7305001 to 28-7305611 inclusive, and PA-28R-200 with serial numbers 28R-7235266 to 28R-7335455 inclusive.</p> <p>K- Used if air conditioning is installed.</p> <p>L- Used on PA-28-180 with serial numbers 28-4378 to 28-7205328 inclusive, PA-28R-180 with serial numbers 28R-30005 to 28R-7130019 inclusive, and PA-28R-200 with serial numbers 28R-35001 to 28R-7235330 inclusive.</p>					

When ordering, always specify Part Number, Description, and Serial Number of Aircraft

**PIPER PARTS CATALOG**

Figure and Index Number	Part Number	Code	NOMENCLATURE	No. Req.	SERIAL NUMBERS AFFECTED
27-55	62353 04	D	LOOP ASSEMBLY - Assist, white	1	
	62353-05	H	LOOP ASSEMBLY - Assist, white	1	
	79455-00	J	LOOP ASSEMBLY - Assist, white	1	
-56	63130-02		PLATE - Heel	2	
-57	63163-00	B	FLOORBOARD - Sta. 74 to Sta. 105, left and right	2	
	96684-00	F	FLOORBOARD - Sta. 74 to Sta. 105, left and right	2	
-58	63164-00	B	FLOORBOARD - Front, left	1	
	76123-00	E	FLOORBOARD - Front, left	1	
	76123-04	G	FLOORBOARD - Front, left	1	
	63164-01	B	FLOORBOARD - Front, right	1	
	76123-01	E	FLOORBOARD - Front, right	1	
	76123-05	G	FLOORBOARD - Front, right	1	
-59	453 691	D	BUTTON - Plug (SS48151), visor	2	
-60	65269-02		DOUBLER - Ash tray	2	
-61	65667-00	C	GRILL ASSEMBLY - Air exhaust	1	
-62	65672-05		SHIELD - Flap handle cover	1	
		A-	Used on PA-28-180 with serial numbers 28-4378 and up, PA-28R-180 and PA-28R-200 airplanes.		
		B-	Used on PA-28-180 with serial numbers 284378 to 28-7205328 inclusive, PA-28R-180 with serial numbers 28R-30005 to 28R-7130019 inclusive, and PA-28R-200 with serial numbers 28R-30482, 28R-35001 to 28R-7135238 inclusive.		
		C-	Used on PA-28-180 with serial numbers 28-4378 to 28-5869 inclusive, PA-28R-180 with serial numbers 28R-30005 to 28R-30481 inclusive, 28R-30483 to 28R-31279 inclusive, and PA-28R-200 with serial numbers 28R-30482, 28R-35001 to 28R-35830 inclusive.		
		D-	Used on PA-28-180 with serial numbers 28-4378 to 28-5600 inclusive, PA-28R-180 with serial numbers 28R-30005 to 28R-30481 inclusive, 28R-30483 to 28R-31250 inclusive, and PA-28R-200 with serial number 28R-30482, 28R-35001 to 28R-35600 inclusive.		
		E-	Used on PA-28-180 with serial numbers 28-7305001 to 28-7305611 inclusive, and PA-28R-200 with serial numbers 28R-7235001 to 28R-7335455 inclusive.		
		F-	Used on PA-28-180 with serial numbers 28-7305001 and up, and PA-28R-200 with serial numbers 28R-7235001 and up.		
		G-	Used on PA-28-180 with serial numbers 28-7405001 and up, and PA-28R-200 with serial numbers 28R-7435001 and up.		
		H-	Used on PA-28-180 with serial numbers 28-5601 to 28-7405290 inclusive, PA-28R-180 with serial numbers 28R-31251 to 28R-7130019 inclusive, and PA-28R-200 with serial numbers 28R-35601 to 28R-7435331 inclusive.		
		J-	Used on PA-28-180 with serial numbers 28-7505001 and up, and PA-28R-200 with serial numbers 28R-7535001 and up.		

When ordering, always specify Part Number, Description, and Serial Number of Aircraft

**PIPER PARTS CATALOG**

Figure and Index Number	Part Number	Code	NOMENCLATURE	No. Req.	SERIAL NUMBERS AFFECTED
27-63	65735-19	C	FLANGE - Air vent	4	
	65735-06	D	FLANGE - Air vent, brown	4	
	65735-13	B	FLANGE - Air vent, white	4	
-64	65735-18	C	CUP - Air vent	4	
	65735-03	D	CUP - Air vent, brown	4	
	65735-12	B	CUP - Air vent, white	4	
-65	67307-00	D	HEADLINING - Cockpit (464 350)	1	
	67307-02	F	HEADLINING - Cockpit (464 370)	1	
	67307-03	G	HEADLINING - Cockpit (464 375)	1	
	76462-00	H	HEADLINING - Cockpit (464 385)	1	
-66	65564-02	D	WINDLACING - Door seal, white	1	
	69403-03	E	WINDLACING - Door seal, white	1	
			<p>A- Used on PA-28-180 with serial numbers 28-4378 and up, PA-28R-180 and PA-28R-200 airplanes.</p> <p>B- Used on PA-28-180 with serial numbers 28-5601 to 28-7405290 inclusive. PA-28R-180 with serial numbers 28R-31251 and up, and PA-28R-100 with serial numbers 28R-30482, 28R-35001 to 28R-7435331 inclusive.</p> <p>C- When ordering, specify color red, blue/green, gold, black, green or "Bark II".</p> <p>D- Used on PA-28-180 with serial numbers 28-4378 to 28-5600 inclusive, PA-28R-180 with serial numbers 28R-30005 to 28R-30481 inclusive, 28R-30483 to 28R-31250 inclusive, and PA-28R-200 with serial numbers 28R-30482, 28R-35001 to 28R-35600 inclusive.</p> <p>E- Used on PA-28-180 with serial numbers 28-5601 and up, PA-28R-180 with serial numbers 28R-31251 and up, and PA-28R-200 with serial numbers 28R-35601 and up.</p> <p>F- Used on PA-28-180 with serial numbers 28-5600 to 28-7205328 inclusive, PA-28R-180 with serial numbers 28R-31251 to 28R-7130019 inclusive, and PA-28R-200 with serial numbers 28R-35601 to 28R-7135238 inclusive.</p> <p>G- Used on PA-28-180 with serial numbers 28-7305001 to 28-7305611 inclusive, and PA-28R-200 with serial numbers 28R-7235001 to 28R-7335445 inclusive.</p> <p>H- Used on PA-28-180 with serial numbers 28-7405001 and up, and PA-28R-200 with serial numbers 28R-7435001 and up.</p>		

When ordering, always specify Part Number, Description, and Serial Number of Aircraft

**PIPER PARTS CATALOG**

Figure and Index Number	Part Number	Code	NOMENCLATURE	No. Req.	SERIAL NUMBERS AFFECTED
27-67	68416-00	D	VENT ASSEMBLY - Air, forward, left (complete)	1	
	68416-02	C	VENT ASSEMBLY - Air, forward, left (complete)	1	
	68416-01	D	VENT ASSEMBLY - Air, forward, right (complete)	1	
	68416-03	C	VENT ASSEMBLY - Air, forward, right (complete)	1	
-68	68671-00		VALVE ASSEMBLY - Air vent	1	
-69	68499-04		SHAFT ASSEMBLY - Air vent valve, left	1	
	68499-05		SHAFT ASSEMBLY - Air, vent valve, right	1	
-70	15086-00	W	SCREW - Self tapping (4 x 1/4) (486 187)	2	
-71	68584-00		GASKET - Air vent assembly	4	
-72	67427-00	E	PLACARD - Aircraft limitations	1	
	66987-00	G	PLACARD - Aircraft limitations	1	
	69288-00	B	PLACARD - Aircraft limitations, mph	1	28-4378 to 28-7205328 incl.
	79157-00	B	PLACARD - Aircraft limitations, knots	1	28-4378 to 28-7205328 incl.
	76206-00	B	PLACARD - Aircraft limitations, mph	1	28-7305001 to 28-7305611
incl.	76298-00	B	PLACARD - Aircraft limitations, knots	1	28-7305001 to 28-7305611
incl.	76206-02	B	PLACARD - Aircraft limitations, mph	1	28-7405001 and up
	69669-04	B	PLACARD - Aircraft limitations, knots	1	28-7405001 and up
	99811-00	B,F	PLACARD - Aircraft limitations, mph	1	28-5653, 28-7205092 to 28-7205328 inclusive
	79156-00	B,F	PLACARD - Aircraft limitations, knots	1	28-5653, 28-7205092 to 28-7205328 inclusive
-73	65219-00		PLACARD - Rudder trim	1	
-74	67235-00	H	GRIP - Handhold	2	
-75	487 629	J,W	STUD ASSEMBLY - Coat hanger (KM894-1A)	2	
-76	67336-00	K	TOW BAR ASSEMBLY	1	
	99458-00	B	TOW BAR ASSEMBLY	1	
			A- Used on PA-28-180 with serial numbers 28-4378 and up, PA-28R-180 and PA-28R-200 airplanes.		
			B- Used on PA-28-180 airplanes only.		
			C- Used on PA-28-180 with serial numbers 28-7305001 and up, and PA-28R-200 with serial numbers 28R-7235001 and up.		
			D- Used on PA-28-180 with serial numbers 28-4378 to 28-7205328 inclusive, PA-28R-180 with serial numbers 28R-30005 to 28R-7130019 inclusive, and PA-28R-200 with serial numbers 28R-30482, 28R-35001 to 28R-7135238 inclusive.		
			E- Used on PA-28R-180 with serial numbers 28R-30005 to 28R-30481 inclusive, 28R-30483 to 28R-31250 inclusive, and PA-28R-200 with serial numbers 28R-30482, 28R-35001 to 28R-35600 inclusive.		
			F- Used if air conditioning is installed.		
			G- Used on PA-28R-180 with serial numbers 28R-31251 and up, and PA-28R-200 with serial numbers 28R-35601 and up.		
			H- Used on PA-28-180 with serial numbers 28-5601 and up, PA-28R-180 with serial numbers 28R-31251 and up, and PA-28R-200 with serial numbers 28R-35601 to 28R-7635404 inclusive.		
			J- Optional equipment.		
			K- Used on PA-28R-180 and PA-28R-200 airplanes only.		
			W- These parts must be ordered from Service Spares Department, Piper Aircraft, Lock Haven, Penna.		

When ordering, always specify Part Number, Description, and Serial Number of Aircraft

**PIPER PARTS CATALOG**

Figure and Index Number	Part Number	Code	NOMENCLATURE	No. Req.	SERIAL NUMBERS AFFECTED
27-77	66804-00		STRAP ASSEMBLY - Baggage tie down (tip end), black	2	
-78	66805-00		STRAP ASSEMBLY - Baggage tie down (buckle end), black	2	
-79	99818-00	D	BLANKET ASSEMBLY - Firewall	1	
	99819-00	C	BLANKET ASSEMBLY - Firewall	1	
-80	764 114	G	VISOR ASSEMBLY - Sun	2	
-81	65866-00	H	BLADE - Sun visor	2	
	79787-02	E	BLADE - Sun visor, pilot	1	28R-7635405 and up
	65866-00	E	BLADE - Sun visor, copilot	1	28R-7635405 and up
-82	65865-00	F	RETAINER - Sun visor	2	
-83	65867-00	F	ROD - Sun visor	2	
-84	65871-00	F	CLIP - Sun visor, lower left and upper right	2	
-85	65870-00	F	CLIP - Sun visor, upper left and lower right	2	
-86	78112-02	J	COVER - Cowl deck	1	
	78112-03	K	COVER - Cowl deck	1	
	78112-05	B	COVER - Cowl deck	1	
-87	66710-16		HOLDER ASSEMBLY - Armrest	1	
-88	763 003		* BOX ASSEMBLY - Ash tray (S-25-AR-C)	1	
		A-	Used on PA-28-180 with serial numbers 28-4378 and up, PA-28R-180 and PA-28R-200 airplanes.		
		B-	Used on PA-28-180 with serial numbers 28-7505001 and up, and PA-28R-200 with serial numbers 28R-7535001 and up.		
		C-	Used on PA-28R-180 and PA-28R-200 airplanes only.		
		D-	Used on PA-28-180 airplanes only.		
		E-	Used on PA-28R-200 airplanes only.		
		F-	Used on PA-28-180 with serial numbers 28-5601 and up, PA-28R-180 with serial numbers 28R-31251 and up, and PA-28R-200 with serial numbers 28R-35601 and up.		
		G-	Used on PA-28-180 with serial numbers 28-4378 to 28-5600 inclusive, PA-28R-180 with serial numbers 28R-30005 to 28R-30481 inclusive, 28R-30483 to 28R-31250 inclusive, and PA-28R-200 with serial numbers 28R-30482, 28R-35001 to 28R-35600 inclusive.		
		H-	Used on PA-28-180 with serial numbers 28-5601 and up, PA-28R-180 with serial numbers 28R-31251 and up, and PA-28R-200 with serial numbers 28R-35601 to 28R-7635404 inclusive.		
		J-	Used on PA-28-180 with serial numbers 28-7105001 to 28-7205328 inclusive, PA-28R-180 with serial numbers 28R-7130001 to 28R-7130019 inclusive, and PA-28R-200 with serial numbers 28R-7135001 to 28R-7235330 inclusive.		
		K-	Used on PA-28-180 with serial numbers 28-7305001 to 28-7405290 inclusive, and PA-28R-200 with serial numbers 28R-7335001 to 28R-7435331 inclusive.		

When ordering, always specify Part Number, Description, and Serial Number of Aircraft

**PIPER PARTS CATALOG**

Figure and Index Number	Part Number	Code	NOMENCLATURE	No. Req.	SERIAL NUMBERS AFFECTED
27-88a	66710-44	B,F	PAD - Armrest	1	28R-7635504 and up
	66710-26	D	PAD - Armrest, white	1	
	580 731	E	PAD - Armrest, camel	1	
-88b	419 594		SCREW - (AN530-10R36)	2	
-89	63832-00	G,H,J	PLATE - Fuel selector	1	
	99295-16	K,L	COVER ASSEMBLY - Fuel selector	1	
	99635-09	L,M	COVER ASSEMBLY - Fuel selector	1	
	99295-06	K	COVER ASSEMBLY - Fuel selector, white	1	
	99295-13	C	COVER ASSEMBLY - Fuel selector, white	1	
-89a	99184-02		PLACARD - Fuel off		
-89b	99184-03		PLACARD - Left tank		
-89c	99184-04		PLACARD - Right tank		
-89d	99184-05		PLACARD - Fuel		
-90	63949-00	G,N	HANDLE ASSEMBLY - Fuel selector valve	1	
	99181-03	O	HANDLE ASSEMBLY - Fuel selector valve	1	
-91	63949-02	G,J	*INDICATOR	1	
-92	63949-03	G.J	* HANDLE	1	
			A- Used on PA-28-180 with serial numbers 28-4378 and up, PA-28R-180 and PA-28R-200 airplanes.		
			B- Used on PA-28-180 with serial numbers 28-4378 and up, PA-28R-180, and PA-28R-200 with serial numbers 28R-30482, 28R-35001 to 28R-7635404 inclusive.		
			C- Used on PA-28-180 with serial numbers 28-7305001 and up, and PA-28R-200 with serial numbers 28R-7235001 to 28R-7435331 inclusive.		
			D- Used on PA-28-180 with serial numbers 28-5601 to 28-7405290 inclusive, PA-28R-180 with serial numbers 28R-31251 to 28R-7130019 inclusive, and PA-28R-200 with serial numbers 28R-35601 to 28R-7435331 inclusive.		
			E- Used on PA-28R-200 airplanes only.		
			F- When ordering, specify color red, blue/green, gold, black or green.		
			G- Used on PA-28-180 with serial numbers 28-4378 to 28-5869 inclusive, PA-28R-180 with serial numbers 28R-30005 to 28R-30481 inclusive, 28R-30483 to 28R-31379 inclusive, and PA-28R-200 with serial numbers 28R-30482, 28R-35001 to 28R-35830 inclusive.		
			H- When ordering, specify color red, blue, light brown, black, white or green.		
			J- Order part with code "K" serial numbers if Fuel Selector Valve Cover Kit 760 546 has been installed.		
			K- Used on PA-28-180 with serial numbers 28-7105001 to 28-7205328 inclusive, PA-28R-180 with serial numbers 28R-7130001 to 28R-7130019 inclusive, and PA-28R-200 with serial numbers 28R-7135001 to 28R-7135238 inclusive.		
			L- When ordering, specify color red blue/green, gold, black, green or "Bark II".		
			M- Used on PA-28-180 with serial numbers 28-7305001 and up, and PA-28R-200 with serial numbers 28R-7235001 and up.		
			N- Order part with code "O" serial numbers if Fuel Selector Valve Cover Kit 760 546 has been installed.		
			O- Used on PA-28-180 with serial numbers 28-7105001 and up PA-28R-180 with serial numbers 28R-7130001 and up, and PA-28R-200 with serial numbers 28R -7135001 and up.		

When ordering, always specify Part Number, Description, and Serial Number of Aircraft

**PIPER PARTS CATALOG**

Figure and Index Number	Part Number	Code	NOMENCLATURE	No. Req.	SERIAL NUMBERS AFFECTED	
27-93	99141-03	G	PLATE - Seat attachment, forward	4	28R-7635509 and up 28R-7635509 and up	
-94	99140-00	G	PLATE - Seat attachment, forward	4		
-95	99139-00	J	PLATE - Seat attachment, aft	4		
	79440-00	F	RETAINER ASSEMBLY - Seat attachment, aft	4		
	79781-02	C	PLATE ASSEMBLY - Seat attachment, aft	4		
-95a	68094-03	C	PLATE - Trim, aft	4		
-96	99142-00	J	CLIP - Seat attachment, aft	8		
-97	68551-00	H	SLEEVE - Trim	2		
-98	99252-02	B	COVER ASSEMBLY - Exhaust vent, red	2		
	99252-03	B	COVER ASSEMBLY - Exhaust vent, blue	2		
	99252-04	B	COVER ASSEMBLY - Exhaust vent, tan	2		
	99252-05	B	COVER ASSEMBLY - Exhaust vent, black	2		
	99252-07	B	COVER ASSEMBLY - Exhaust vent, green	2		
	99252-09	B	COVER ASSEMBLY - Exhaust vent, blue/green	2		
	99252-10	D,E	COVER ASSEMBLY - Exhaust vent	2		
			A- Used on PA-28-180 with serial numbers 28-4378 and up, PA-28R-180 and PA-28R-200 airplanes.			
			B- Used on PA-28-180 with serial numbers 28-7105001 to 28-7405290 inclusive, PA-28R-180 with serial numbers 28R-7130001 and up, and PA-28R-200 with serial numbers 28R-7135001 to 28R-7435331 inclusive.			
			C- Used on PA-28R-200 airplanes only			
			D- Used on PA-28-180 with serial numbers 28-7505001 and up, and PA-28R-200 with serial numbers 28R-7535001 to 28R-7635503 inclusive.			
			E- When ordering, specify color red, blue/green, gold, black, green or "Bark II".			
			F- Used on PA-28-180 with serial numbers 28-7505047 to 28-7505261 inclusive, and PA-28R-200 with serial numbers 28R-7535042 to 28R-7635508 inclusive.			
			G- Used on PA-28-180 with serial numbers 28-7105001 and up, PA-28R-180 with serial numbers 28R-7130001 and up, and PA-28R-200 with serial numbers 28R-7135001 and up.			
			H- Used on PA-28-180 with serial numbers 28-7105001 to 28-7105244 inclusive, PA-28R-180 with serial numbers 28R-7130001 to 28R-7130019 inclusive, and PA-28R-200 with serial numbers 28R-7135001 to 28R-7135238 inclusive.			
			J- Used on PA-28-180 with serial numbers 28-7105001 to 28-7505046 inclusive, PA-28R-180 with serial numbers 28R-7130001 to 28R-7130019 inclusive, and PA-28R-200 with serial numbers 28R-7135001 to 28-7535041 inclusive.			

When ordering, always specify Part Number, Description, and Serial Number of Aircraft



**PIPER PARTS CATALOG**

Figure and Index Number	Part Number	Code	NOMENCLATURE	No. Req.	SERIAL NUMBERS AFFECTED
27-99	99245-02	F	CARPET - Floor, rear, red	1	
	99245-05	F	CARPET - Floor, rear, blue	1	
	99245-06	F	CARPET - Floor, rear, fawn	1	
	99245-04	F	CARPET - Floor, rear, black	1	
	99245-07	F	CARPET - Floor, rear, green	1	
	591 399	G	CARPET - Floor, rear, red	1	
	591 401	G	CARPET - Floor, rear, blue	1	
	591 400	G	CARPET - Floor, rear, black	1	
	591 403	G	CARPET - Floor, rear, green	1	
	591 579	H	CARPET - Floor, rear, heather brown	1	28R-7635504 and up
	591 580	H	CARPET - Floor, rear, monaco brown	1	28R-7635504 and up
-100	99116-00	B	PANEL - Floor	1	
	99116-02	D	PANEL - Floor	1	
	99116-03	E	PANEL - Floor	1	
	79828-03	H	PANEL - Floor	1	28R-7635509 and up
-101	414 769	C,W	SCREW - (MS24693-S53)	45	
	603 800	C	TEE NUT - (Stafast 83243-ZN)	45	
-102	414 761	C,W	SCREW - (MS24693-S48)	3	
	603 800	C	TEE NUT - (Stafast 83243-ZN)	3	
-103	99143-00	C	STRIP - Trim	1	
			A- Used on PA-28-180 with serial numbers 28-4378 and up, PA-28R-180 and PA-28R-200 airplanes.		
			B- Used on PA-28-180 with serial numbers 28-7105001 to 28-7105244 inclusive, PA-28R-180 with serial numbers 28R-7130001 to 28R-7130019 inclusive, and PA-28R-200 with serial numbers 28R-7135001 to 28R-7135238 inclusive.		
			C- Used on PA-28-180 with serial numbers 28-7105001 and up, PA-28R-180 with serial numbers 28R-7130001 and up, and PA-28R-200 with serial numbers 28R-7135001 and up.		
			D- Used on PA-28-180 with serial numbers 28-7205001 to 28-7505046 inclusive, and PA-28R-200 with serial numbers 28R-7235001 to 28R-7535041 inclusive.		
			E- Used on PA-28-180 with serial numbers 28-7505047 to 28-7505261 inclusive, and PA-28R-200 with serial numbers 28R-7535042 to 28R-7635508 inclusive.		
			F- Used on PA-28-180 with serial numbers 28-7105001 to 28-7405290 inclusive, PA-28R-180 with serial numbers 28R-7130001 to 28R-7130019 inclusive, and PA-28R-200 with serial numbers 28R-7135001 to 28R-7435331 inclusive.		
			G- Used on PA-28-180 with serial numbers 28-7505001 and up, and PA-28R-200 with serial numbers 28R-7535001 to 28R-7635503 inclusive.		
			H- Used on PA-28R-200 airplanes only.		
			W- These parts must be ordered from Service Spares Department, Piper Aircraft, Vero Beach, Florida		

When ordering, always specify Part Number, Description, and Serial Number of Aircraft

**PIPER PARTS CATALOG**

Figure and Index Number	Part Number	Code	NOMENCLATURE	No. Req.	SERIAL NUMBERS AFFECTED
27-104	76221-00	E	CLIP - Shoulder harness retaining	1	
-105	99967-00	C	RETAINER - Glare shield, left	1	
	99968-00	C	RETAINER - Glare shield, right	1	
-106	79125-00	C	CAP - Trim, left	1	
	79125-01	C	CAP - Trim, right	1	
-107	99991-00	D	COVER - Transponder antenna	1	
-108	79456-00	B	CAP - Assist strap	1	
-109	79404-00	B	COVER - Trim, radio cooling	1	
-110	66787-00		PLACARD - Cabin bulkhead	1	
-111	415 377		SCREW - (MS51957-28)	4	
	477 696		NUT - Dome (8061-NP)	4	
-112	515 710	C,W	SCREW - (PS10084-44-2)	2	
	690 640	C,W	WASHER - (NAS1149FN632P)	2	
	404 528	C,W	NUT - (MS21042-06)	2	
-113	36588-04	F	SCREW AND POST ASSEMBLY - Retainer	2	
-114	484 691	F	RIVET - Plastic (201-120751-00-0103)	2	
			A- Used on PA-28-180 with serial numbers 28-4378 and up, PA-28R-180 and PA-28R-200 airplanes.		
			B- Used on PA-28-180 with serial numbers 28-7505001 and up, and PA-28R-200 with serial numbers 28R-7535001 and up.		
			C- Used on PA-28-180 with serial numbers 28-7305001 and up, and PA-28R-200 with serial numbers 28R-7335001 and up.		
			D- Used on PA-28-180 with serial numbers 28-7205094 to, 28-7205294 inclusive, and PA-28R-200 with serial numbers 28R-7235001 to 28R-7235282 inclusive.		
			E- Used on PA-28-180 with serial numbers 28-7305144 and up, and PA-28R-200 with serial numbers 28R-7235001 and up.		
			F- Used on PA-28-180 with serial numbers 28-5601 and up, PA-28R-180 with serial numbers 28R-31251 and up, and PA-28R-200 with serial numbers 28R-35601 and up.		
			W- These parts must be ordered from Service Spares Department, Piper Aircraft, Vero Beach, Florida		

When ordering, always specify Part Number, Description, and Serial Number of Aircraft

**2B16**  
**INTENTIONALLY LEFT BLANK**