



***Customer Services***

User Friendly CDs

PA-28

***CHEROKEE***

**PARTS CATALOG**

- PA-28-140
- PA-28-150
- PA-28-160
- PA-28-180
- PA-28-235
- PA-28R-180
- PA-28R-200

**PIPER AIRCRAFT CORPORATION**

753 582

<http://stores.ebay.com/UserFriendlyCDs>

THIS PARTS CATALOG SUPERSEDES ALL PREVIOUS MODEL PA-28 CATALOGS  
PRIOR TO SEPTEMBER 1969

Published by  
PUBLICATIONS DEPARTMENT  
Piper Aircraft Corporation  
753 582  
SEPTEMBER 1969

<http://stores.ebay.com/UserFriendlyCDs>

# INTRODUCTION

This illustrated Parts Catalog is designed to provide simple but positive identification of replacement parts for the Piper "CHEROKEE" Model PA-28, manufactured by the Piper Aircraft Corporation of Vero Beach, Florida.

NOTE: UNDER NO CIRCUMSTANCES SHALL THIS CATALOG BE USED FOR RIGGING AND INSTALLATION PURPOSES.

It is suggested that this catalog be thoroughly studied to determine its arrangement prior to its utilization.

1. The catalog is divided into eleven (11) major sections described as follows:
  - a. Section I to X inclusive contains all replacement parts for the complete airplane. Each section is subdivided and each division includes an illustration and a parts listing.
  - b. Section XI is the Miscellaneous Group. This Group includes a listing of the Optional Equipment Kits, Repair Kits and Special Tools.
  
2. The following is a brief explanation of the columns in the parts listing:
  - a. The "FIGURE AND INDEX" column indicates the illustration figure number and its part index number. Example: (2-1), the 2 is the figure number and the 1 is the index number. The figure number appears only at the top of each parts listing page or at the beginning of each new parts listing.
  - b. The "PART NUMBER" column contains the identifying special uses of the part. An explanation of the letter must be shown on all Parts Orders.
  - c. The "CODE" column is for the purpose of indicating special uses of the part. An explanation of the letter code used is shown below each listing.

ALL PARTS CODED WITH A "W" MUST BE PURCHASED FROM  
 PIPER AIRCRAFT CORPORATION, LOCK HAVEN, PENNA.

ALL PARTS NOT CODED WITH A "W" MUST BE PURCHASED FROM  
 PIPER AIRCRAFT CORPORATION, VERO BEACH, FLORIDA

- d. The "NOMENCLATURE" column indicates the part name. This name must be shown on all Parts Orders.
- e. The "NO. REQ." (Number required) column represents the total quantity of parts used per aircraft per figure when the part is not indented and the quantity of parts used per assembly when the part is indented. The symbol "AR" listed in this column means "As Required". Indention Example:

Indentations of listings in the "Nomenclature column" indicate "assemblies" and "components" or "parts", in order of their indentations.

EXAMPLE

Code	NOMENCLATURE	No. Req.
	DOOR ASSEMBLY - Baggage compartment	
	FRAME ASSEMBLY - Baggage compartment door	
	HINGE ASSEMBLY Baggage door	
	CLIP - Baggage door spring	

This listing is interpreted as follows:

If the DOOR ASSEMBLY (not indented) is ordered, it will include the three items listed under that item.

If the FRAME ASSEMBLY (indented one space) is ordered, it will include the two items listed under the sub-assembly.

If you want only a HINGE ASSEMBLY or CLIP, you order only that item.

- f. The "SERIAL NUMBERS AFFECTED" column indicates the part application by airplane serial number.

3. The "ATTACHING PARTS" such as nuts, bolts, screws, etc., that are available as commercial hardware items, are not generally supplied by the Piper Aircraft Corporation. The catalog lists, for your convenience, those attaching parts required for main assemblies and installations. The identifying number for these parts appears after the part name.
4. All items of Optional Equipment are contained in the parts list in their proper sequence and sections. These items were not marked optional, since they are fully identified by their descriptions.

HOW TO IDENTIFY A PART  
IF YOU KNOW WHAT IT LOOKS LIKE  
AND KNOW WHERE IT IS LOCATED

- (1) Refer to Figure 1 on page viii to determine the Section number in which the part is used.
- (2) Refer to the Table of Contents on page vi and locate the section. Note the figure numbers that illustrate the various subgroups of this main section.
  - (a) Select the Figure title you think might contain the part you wish to identify and turn to the page specified.
- (3) Find the part on the illustration and note the index number.

NOTE: If you don't find the part on this illustration try another figure in this group.

- (4) Refer to the "Figure and Index Number" in the Parts Listing for complete description of the part.

HOW TO ORDER PARTS

In ordering parts for your Piper Airplanes, observe the following instructions which will aid in your getting the right parts required without delay:

- a. Place your order with the distributor or dealer for your territory, since parts are available only through our distributor organization.
- b. Always specify the model and serial number of your airplane.
- c. Always specify Part Number, Name, type and quantity required.
- d. Specify the method of shipment - freight, express, parcel post, air express, air freight, or air parcel post. Where the nature of the shipment requires it or when no instructions are given, we reserve the right to ship the most suitable way.

GENERAL INFORMATION

a. Shortages

All orders are checked and rechecked before leaving our Shipping Department. A packing slip is enclosed with the shipment and claims for errors or shortages must be made within three (3) days after receipt of orders.

b. Returned Goods

No material should be returned to us without first securing our written permission. Material sent in without notice will be held at the owner's risk for thirty (30) days and will then be disposed of as we see fit.

Transportation charges must be PREPAID on returned goods or the shipment will be refused.

c. Transportation Liabilities

The Piper Aircraft Corporation cannot be held liable for damages to parts in transit from the factory. If a shipment is received in a damaged condition, have the delivery man or Transportation Company make a notation of the damage and file your claim with the Carrier. In case of concealed damage, do not attempt to remove the part from the shipping container, or endeavor to repair the damage, but call the Carrier and have his Claim Agent inspect the damage before filing your claim with the Carrier.

## REVISIONS

The information compiled in this catalog will be kept current by revisions distributed periodically through the local distributor.

It is imperative that this material be inserted in the parts catalog at the time it is received. There will be two (2) types of revisions used to keep this catalog current.

## I. Temporary Revision

This type revision will be distributed at any time it is necessary to forward information to the field. Complete page replacements may be included in this type revision and shall be inserted in the parts catalog per Paragraph II. The temporary revision may be inserted in the front of the catalog. These revisions will include deletions and additions of parts pertinent to different sections of the parts catalog. Therefore, when the temporary revision is received, review the catalog and mark the affected items with the date code of the latest revision for a ready reference.

## II. Permanent Revision

This type revision will be distributed periodically and will supersede all previous temporary revisions. These revisions will be complete page replacements and shall be inserted in the parts catalog as per the instructions given below.

- (1) Replace the obsolete pages with revised pages of the same page number.
- (2) Insert pages with page numbers followed by a small arabic letter in direct sequence with the same common page number.
- (3) Insert pages with page numbers followed by a capital arabic letter in direct sequence with the same common page number but after any pages with the same common page number followed by a small arabic letter.

**INTENTIONALLY LEFT BLANK**

CURRENT REVISIONS ISSUED

Current, Permanent and Temporary Revisions to this PA-28 Parts Catalog issued September 1969 are as follows:

753 582 (PR710818)	Permanent Revision	Dated August 1971
753 582 (PR711101)	Permanent Revision	Dated November 1971

**INTENTIONALLY LEFT BLANK**

**<http://stores.ebay.com/UserFriendlyCDs>**



## PA-28 SERIAL NUMBER INFORMATION

The following information should be kept in mind when ordering from this catalog:

- a. The serial numbers of the aircraft covered by this Parts Catalog are as follows:
  - (1) Serial numbers of the 1961 PA-28-150 and PA-28-160 Models are 28-1 to 28-84 inclusive.
  - (2) Serial numbers of the 1962 PA-28-150 and PA-28-160 Models are 28-85 to 28-670 inclusive.
  - (3) Serial numbers of the 1963 PA-28-150 and PA-28-160 Cherokee "B" Models are 28-725 to 28-1760 inclusive.
  - (4) Serial numbers of the PA-28-180 Cherokee "B" Models are 28-671 to 28-1760 inclusive.
  - (5) Serial numbers of the PA-28-150, PA-28-160 and PA-28-180 Cherokee "C" Models are 28-1761 to 28-4377 inclusive.
  - (6) Serial numbers of the PA-28-180 Cherokee "D" Models are 28-4378 to 28-5600 inclusive.
  - (7) Serial numbers of the PA-28-180 Cherokee "E" Models are 28-5601 to 28-5869 inclusive.
  - (8) Serial numbers of the PA-28-180 Cherokee "F" Models are 28-7105001 to 28-7105244 inclusive.
  - (9) Serial numbers of the PA-28-180 Cherokee "G" Models are 28-7205001 and up.
  - (10) Serial numbers of the PA-28-140 Models are 28-20002 to 28-24999 inclusive.
  - (11) Serial numbers of the PA-28-140 Cherokee "B" Models are 28-25000 to 28-26400 inclusive.
  - (12) Serial numbers of the PA-28-140 Cherokee "C" Models are 28-26401 to 28-26956 inclusive.
  - (13) Serial numbers of the PA-28-140 Cherokee "D" Models are 28-7125001 to 28-7125651 inclusive.
  - (14) Serial numbers of the PA-28-140 Cherokee "E" Models are 28-7225001 and up.
  - (15) Serial numbers of the PA-28-235 Models are 28-10003 to 28-10719 inclusive.
  - (16) Serial numbers of the PA-28-235 Cherokee "B" Models are 28-10720 to 28-11039 inclusive.
  - (17) Serial numbers of the PA-28-235 Cherokee "C" Models are 28-11040 to 28-11300 inclusive.
  - (18) Serial numbers of the PA-28-235 Cherokee "D" Models are 28-11301 to 28-11393 inclusive.
  - (19) Serial numbers of the PA-28-235 Cherokee "E" Models are 28-7110001 to 28-7110042 inclusive.
  - (20) Serial numbers of the PA-28-235 Cherokee "F" Models are 28-7210001 and up.
  - (21) Serial numbers of the PA-28R-180 Cherokee Models are 28-30005 to 28-30481 inclusive, and 28-30483 to 28-31279 inclusive.
  - (22) Serial numbers of the PA-28R-180 Cherokee "B" Models are 28-7130001 to 28-7130019 inclusive.
  - (23) Serial numbers of the PA-28R-200 Cherokee Models are 28-30482, 28-35001 to 28-35830 inclusive.
  - (24) Serial numbers of the PA-28R-200 Cherokee "B" Models are 28-7135001 to 28-7135238 inclusive.
  - (25) Serial numbers of the PA-28R-200 Cherokee "II" Models are 28-7235001 and up.

**INTENTIONALLY LEFT BLANK**

**<http://stores.ebay.com/UserFriendlyCDs>**

# TABLE OF CONTENTS

Click on a Figure number or title below

Figure Number	Figure Title	Page Fig.	Page List	Figure Number	Figure Title	Page Fig.	Page List
1	View of Complete Airplane	x			SECTION II (cont.) FUSELAGE GROUP		
	SECTION I WING GROUP			32	Cabin Heat and Defroster Installation	189	190
				32A	Air Conditioning Compressor, Refrigerant Lines and Alternator Installation	191A	191B
2	Wing Installation	1	2				
3	Wing Leading Edge Assembly	5	6	32B	Air Conditioning Duct and Evaporator Installation	191C	191D
4	Wing Trailing Edge Assembly	8	9				
5	Wing Trailing Edge Assembly	11	12	32C	Air Conditioning Condenser Installation	191E	191F
6	Aileron Assembly	14	15	32D	Cabin Overhead Air Vent Installation	192	193
7	Flap Assembly	16	17				
	SECTION II FUSELAGE GROUP				SECTION III CHASSIS GROUP		
				33	Nose Gear Installation	194	195
8	Complete Fuselage	27	28	34	Nose Gear Installation	200	201
9	Complete Fuselage	34	35	35	Nose Gear Assembly	204	205
10	Upper Forward Cockpit Assembly	38	39	36	Nose Wheel Assembly	207	208
11	Upper Forward Cockpit Assembly	44	45	37	Main Gear Installation	209	210
12	Upper Center Cockpit Assembly	47	48	38	Main Gear Installation	214	215
13	Lower Forward Cockpit Assembly	54	55	39	Main Gear Assembly	217	218
14	Lower Aft Cockpit Assembly	59	60	40	Main Wheel Assembly	220	221
15	Fuselage Aft Section	61	62	41	Brake Assembly	223	224
16	Instrument Panel Installation	67	68	42	Landing Gear Door Installation	226	227
17	Instrument Panel Installation	74	75	43	Main and Nose Wheel Fairing Installation	229	230
18	Vacuum System Installation	84	85				
19	Vacuum System Installation	88	89	44	Main Landing Gear Strut Fairing Installation	231	232
19A	Vacuum System Installation	90	91				
19B	Vacuum System Installation	91A	91B	45	Hand Brake Installation	233	234
20	Pitot Static System Installation	92	93	46	Hand Brake Installation	236	237
21	Pitot Static System Installation	96	97	47	Hand Brake Installation	240	241
22	Fuselage Enclosure Installation	98	99	48	Toe Brake Installation	243	244
22A	Fuselage Enclosure Installation	102	103	48A	Toe Brake Master Cylinder Installation	246	247
23	Fuselage Enclosure Installation	105	106	49	EDO Float Installation	248	249
24	Cabin and Baggage Door Installation	108	109				
25	Cockpit Finishing Installation	124	125				
26	Cockpit Finishing Installation	136	137				
27	Cockpit Finishing Installation	144	145				
27A	Cockpit Finishing Installation	154	155				
28	Seats Installation	160	161	50	Tail Surfaces Installation	251	252
28A	Seats Installation	169A	169B	50A	Stabilator Assembly	256A	256B
28B	Vertically Adjustable Front Seat Assembly	170	171				
29	Rear Seat Installation	172	173				
30	Cabin Heat, Defroster and Fresh Air System	174	175	51	Fuel System Installation	257	258
31	Cabin Heat, Defroster and Fresh Air System	179	180	52	Fuel System Installation	262	263
				53	Fuel System Installation	268	269
31A	Cabin Heat and Defroster Installation	184	185	54	Fuel System Installation	272	273
31B	Cabin Heat and Defroster Installation	187	188	55	Fuel System Installation	276	277
					SECTION IV TAIL SURFACES GROUP		
					SECTION V FUEL SYSTEM GROUP		



STANDARD PAINT CHART

REVISED: SEPTEMBER 1970

- VIII -

PA-28

	1961	1962	1963	1964	1965	1966	1967	1968	1969	1970	MFG. NO.	PIPER PART NUMBER QUART	GALLON
<u>EXTERIOR</u>													
ENAMEL													
Daytona	X	X									J-9545	751 700	751 701
Bahama Blue	X										H-9170	751 714	751 715
Phoenix	X										W-3557	754 718	754 719
Portland Green	X										W-3558	754 724	754 725
Pontiac Red	X	X									W-3665	754 716	754 717
El Paso Brown (M)			X								W-8433	754 737	754 738
Tampa Green (M)		X									W-8427	754 739	754 740
Newport Blue (M)		X									W-8430	754 741	754 742
ACRYLIC LACQUER													
Daytona White			X								J-9545	752 331	752 332
Pontiac Red			X	X	X	X	X	X	X	X	W-3665	752 331	752 332
El Paso Brown (M)			X								W-8433	752 331	752 332
Tampa Green (M)			X	X	X	X	X	X	X	X	W-8427	752 331	752 332
Newport Blue (M)			X	X	X	X	X	X	X	X	W-8430	752 331	752 332
Monterey Maroon (M)			X	X	X	X	X	X	X	X	B-3424	752 331	752 332
Juneau White			X	X	X	X	X	X	X	X	B-4243	752 331	752 332
Lakeland Blue			X	X	X	X	X	X	X	X	W-3554	752 331	752 332
Orlando Green			X	X	X	X	X	X	X	X	W-3680	752 331	752 332
Mocha Brown			X	X	X	X	X	X	X	X	W-8700	752 331	752 332
Denver Brown (M)			X	X	X	X	X	X	X	X	B-3535	752 331	752 332
Madrid Red			X	X	X	X	X	X	X	X	B-3534	752 331	752 332
Dakota Black			X	X	X	X	X	X	X	X	H-6117	752 331	752 332
Beaumont Blue (M)			X	X	X	X	X	X	X	X	B-3425	752 331	752 332
Bahama Blue			X	X	X	X	X	X	X	X	H-9170	752 331	752 332
Bimini Turquoise (M)					X	X	X	X	X	X	B-9915	752 331	752 332
Nassau Turquoise (M)					X	X	X	X	X	X	B-9914	752 331	752 332
Reno Gold (M)					X	X	X	X	X	X	B-9916	752 331	752 332
Lincoln Gray							X	X	X	X	B-7919	752 331	752 332
Dallas Yellow							X	X	X	X	950-64770	752 331	752 332
Ocala Orange								X	X	X	C-2065	752 331	752 332
Polar Gray (M)								X	X	X	Y-6100	752 331	752 332
Las Vegas Gold									X	X	G-2124	752 331	752 332
Avocado									X	X	G-2352	752 331	752 332

PIPER AIRCRAFT CORPORATION



(M) - Metallic

## STANDARD PAINT CHART (cont.)

	1961	1962	1963	1964	1965	1966	1967	1968	1969	1970	MFG. NO.	PIPER PART NUMBER	
												QUART	GALLON
<u>INTERIOR</u>													
ENAMEL													
Rapid City Black	X	X	X	X	X	X	X	X	X	X	J-3940	751 696	751 697
Dakota Black	X	X	X	X	X	X	X	X	X	X	H-6117	752 331	752 332
Juneau White	X	X	X	X	X	X	X	X	X	X	B-4243	752 331	752 332
Austin Brown	X	X	X								W-8432	754 729	754 730
Ashland Gray		X	X	X	X						W-8428	754 733	754 734
Mocha Brown			X	X	X	X	X	X	X	X	W-8700	754 743	754 744
Polar Gray			X								Y-6100	751 615	751 616
Glenwood Gray				X	X						B-8831	752 331	752 332
Sandstone				X	X	X	X	X	X		B-6493	752 331	752 332
Berkshire Brown				X	X	X	X	X	X	X	B-6492	752 331	752 332
Mobile Blue				X	X	X	X	X	X	X	B-6495	752 331	752 332
Richmond Red				X	X	X	X	X	X	X	B-6494	752 331	752 332
Avocado										X	G-2352	752 331	752 332
Las Vegas Gold										X	G-2124	752 331	752 332

REVISED: SEPTEMBER 1970

- ix -

PA-28

**PIPER AIRCRAFT CORPORATION**  

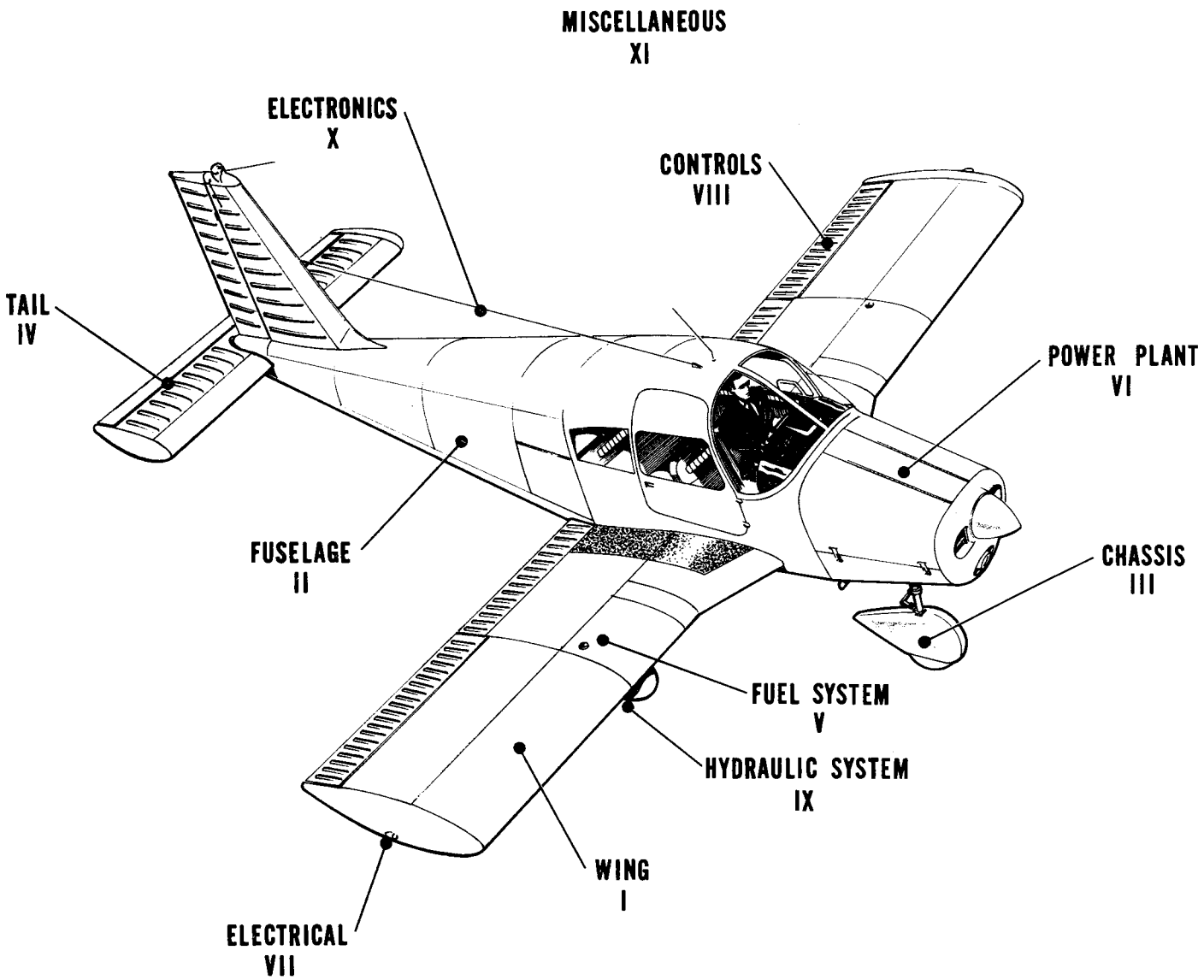



Figure 1. Complete Airplane

**INTENTIONALLY LEFT BLANK**



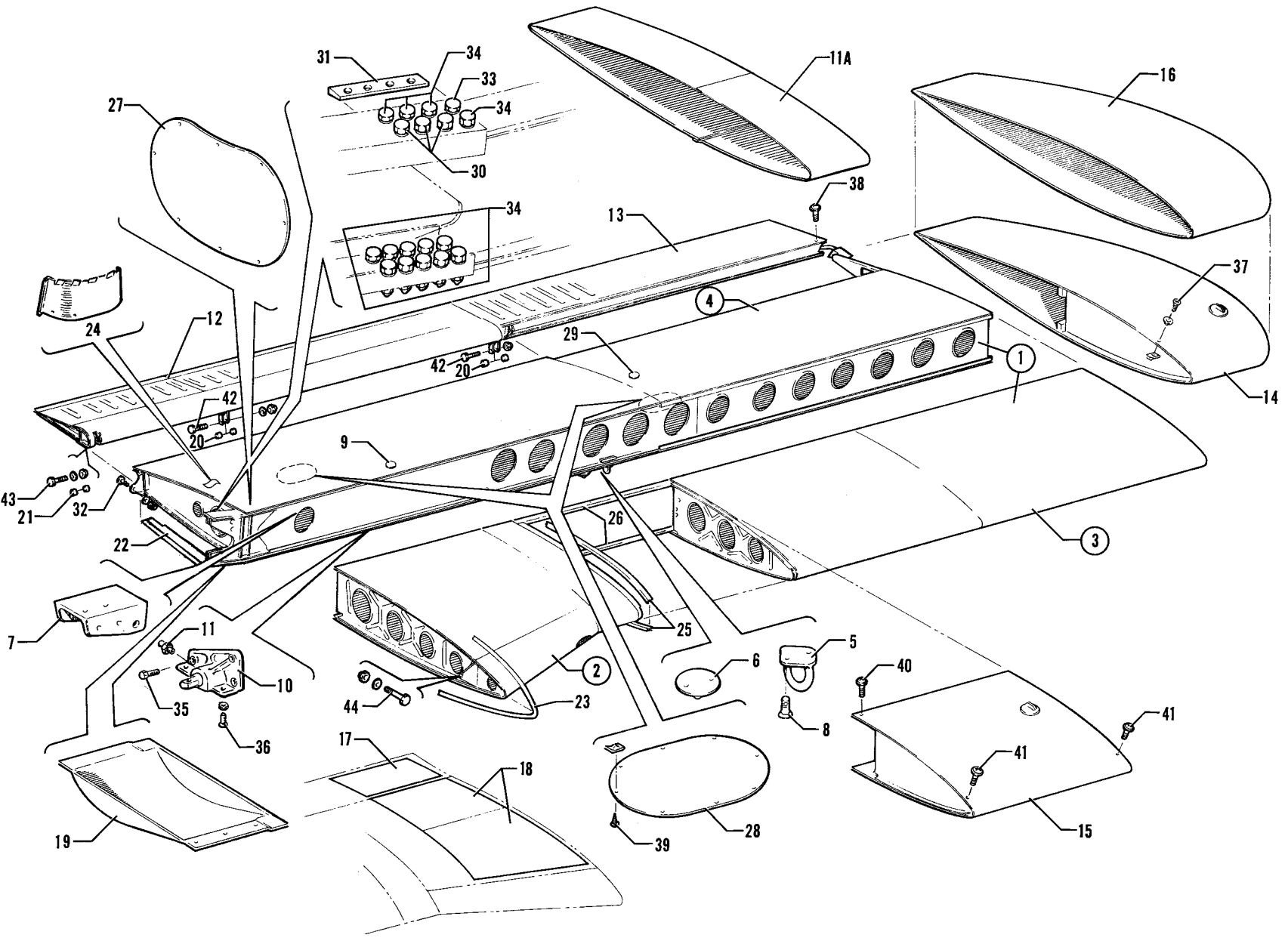


Figure 2. Wing Installation



Figure and Index Number	Part Number	Code	NOMENCLATURE	No. Req.	SERIAL NUMBERS AFFECTED
2-	62013 66600 67015	AC B	DRAWING - Wing Installation DRAWING - Wing Assembly (Complete) DRAWING - Wing Assembly (Complete)		
-1	66601-04 66601-02 67016-02 66601-05 66601-03 67016-03	A C BE A C BE	WING ASSEMBLY - Left WING ASSEMBLY - Left WING ASSEMBLY - Left WING ASSEMBLY - Right WING ASSEMBLY - Right WING ASSEMBLY - Right	1 1 1 1 1 1	
-2	66595-00 66595-01	D D	LEADING EDGE ASSEMBLY - Wing, inboard, left LEADING EDGE ASSEMBLY - Wing, inboard, right	1 1	
-3	66770-04 66770-00 66770-02 66770-01	AD CD BD D	LEADING EDGE ASSEMBLY - Wing, outboard, left LEADING EDGE ASSEMBLY - Wing, outboard, left LEADING EDGE ASSEMBLY - Wing, outboard, left LEADING EDGE ASSEMBLY - Wing, outboard, right	1 1 1 1	
-4	66602-02 66602-00 67045-00 66602-03 66602-01 67045-01	AF CF BG AF CF BG	TRAILING EDGE ASSEMBLY - Wing aft section, left TRAILING EDGE ASSEMBLY - Wing aft section, left TRAILING EDGE ASSEMBLY - Wing aft section, left TRAILING EDGE ASSEMBLY - Wing aft section, right TRAILING EDGE ASSEMBLY - Wing aft section, right TRAILING EDGE ASSEMBLY - Wing aft section, right	1 1 1 1 1 1	
-5	18457-00	W	RING - Tie down	1	
-6	25597-00	W	PAD - Jack	1	
-7	67071-00 67071-01	B B	BRACKET - Main gear cylinder, left BRACKET - Main gear cylinder, right	1 1	
-8	410 043	W	SCREW - (MS24694-S56)	2	
-9	63595-00	AB	BUTTON ASSEMBLY - Plug, gear service access (with retaining ring)	2	
-10	95643-00 95643-01	B B	BRACKET ASSEMBLY - Main gear truss, left BRACKET ASSEMBLY - Main gear truss, right	1 1	
-11	460 691 460 801	W W	FITTING - Lubricator, straight (AN944-101) FITTING - Lubricator, 90° (MS15001-4)	1 1	
-11a	96610-10 96610-11	DH DH	EXTENSION ASSEMBLY - Wing, left EXTENSION ASSEMBLY - Wing, right	1 1	28-7235001 and up 28-7235001 and up

A - Used on PA-28-140, PA-28-150, PA-28-160 and PA-28-180 airplanes only.  
 B - Used on PA-28R-180 and PA-28R-200 airplanes only.  
 C - Used on PA-28-235 airplanes only.  
 D - See Figure 3 for component parts.  
 E - Includes electrical wires and fuel and hydraulic lines. Left wing also includes pitot head.  
 F - See Figure 4 for component parts.  
 G - See Figure 5 for component parts.  
 H - Used on PA-28R-200 airplanes only.  
 W - These parts must be ordered from Service Spares Department, Piper Aircraft, Lock Haven, Penna.

When ordering, always specify Part Number, Description and Serial Number of Aircraft



Figure and Index Number	Part Number	Code	NOMENCLATURE	No. Req.	SERIAL NUMBERS AFFECTED
2-12	65591-00	D	FLAP ASSEMBLY - Left	1	
	65590-01	D	FLAP ASSEMBLY - Right	1	
-13	66767-02	ABE	AILERON ASSEMBLY - Left	1	
	66767-00	CE	AILERON ASSEMBLY - Left	1	
	66767-03	ABE	AILERON ASSEMBLY - Right	1	
	66767-01	CE	AILERON ASSEMBLY - Right	1	
-14	65815-04	CF	TANK ASSEMBLY - Fuel, wing tip, left	1	
	65815-05	CF	TANK ASSEMBLY - Fuel, wing tip, right	1	
-15	63998-14	G	TANK ASSEMBLY - Fuel, wing, left	1	
	63998-15	G	TANK ASSEMBLY - Fuel, wing, right	1	
-16	62090-00	AB	TIP - Wing, left	1	
	62090-01	AB	TIP - Wing, right	1	
-17	62132-03		WING WALK - Safety, flap	1	
-18	65526-02		WING WALK - Safety, wing, front	1	
	65526-03		WING WALK - Safety, wing, rear	1	
-19	63942-00		COVER - Wing bolt, left	1	
	63942-01		COVER - Wing bolt, right	1	
-20	63900-19		BUSHING - Flap hinge, center and outboard	8	
-21	63900-20		BUSHING - Flap hinge, inboard	4	
-22	67723-00		PLATE ASSEMBLY - Aft wing access, left	1	
	67723-01		PLATE ASSEMBLY - Aft wing access, right	1	
-23	65773-00		MOULDING - Wing root	2	
-24	67164-00	B	COVER - Cylinder access, left	1	
	67164-01	B	COVER - Cylinder access, right	1	
-25	406 940		CHANNEL - Gang (PS10062-2-3)	8	
-26	406 927		CHANNEL - Gang (PS10062-2-2)	4	
-27	67101-00	B	COVER - Inspection	2	
-28	62109-00		COVER - Inspection	6	
-29	453 802		BUTTON - Plug (#30-8PB)	2	
-30	402 351	W	BOLT - (AN176-12A)	6	
	407 567	W	WASHER - (AN960-616)	18	
	404 890	W	NUT - (MS20365-624C)	6	
-31	62121-00		SHIM - Wing attachment	2	
-32	401 187	W	BOLT - (AN5-7A)	2	
	407 566	W	WASHER - (AN960-516)	2	
	404 889	W	NUT - (MS20365-524C)	2	
-33	402 349		BOLT - (AN176-14A)	2	
	407 567	W	WASHER - (AN960-616)	6	
	404 890	W	NUT - (MS20365-624C)	2	

A - Used on PA-28-140, PA-28-150, PA-28-160 and PA-28-180 airplanes only.  
 B - Used on PA-28R-180 and PA-28R-200 airplanes only.  
 C - Used on PA-28-235 airplanes only.  
 D - See Figure 7 for component parts.  
 E - See Figure 6 for component parts.  
 F - See Figure 55 for component parts.  
 G - See Figure 51, 52, 53, 54 or 55 for component parts.  
 W - These parts must be ordered from Service Spares Department, Piper Aircraft, Lock Haven, Penna.

When ordering, always specify Part Number, Description and Serial Number of Aircraft



Figure and Index Number	Part Number	Code	NOMENCLATURE	No. Ref.	SERIAL NUMBERS AFFECTED
2-34	402 352	W	BOLT - (AN176-13A)	28	
	407 567	W	WASHER - (AN960-616)	84	
	404 890	W	NUT - (MS20365-624C)	28	
-35	400 004	AW	BOLT - (AN4-7A)	3	
	407 567	AW	WASHER - (AN960-416)	3	
-36	410 076	W	SCREW - (MS24694-S103)	2	
	407 585	W	WASHER - (AN960-416L)	2	
	404 888	W	NUT - (MS20365-428C)	2	
-37	414 467		SCREW - (MS24693-C51)	52	
	494 101		WASHER - (#A3135.017-24A)	52	
	477 672		NUT - (#MU832-.38-.025/.050-L-F10)	52	
-38	416 328		SCREW - (AN525-10-8)	16	
	407 564	W	WASHER - (AN960-10)	16	
	404 887	W	NUT - (MS20365-1032C)	16	
-39	419 920	W	SCREW - (#8 x 1/2 L) Type "B"	32	
	406 382		NUT - (#A1789-8-3)	32	
-40	415 312		SCREW - (MS27039-0812)	60	
-41	415 309		SCREW - (MS27039-0809)	80	
-42	401 270	W	BOLT - (AN3-11A)	4	
	407 564	W	WASHER - (AN960-10)	4	
	404 887	W	NUT - (MS20365-1032C)	4	
-43	400 444	W	BOLT - (AN3-13A)	2	
	407 564	W	WASHER - (AN960-10)	2	
	404 887	W	NUT - (MS20365-1032C)	2	
-44	400 009	W	BOLT - (AN4-14A)	2	
	407 585	W	WASHER - (AN960-416L) (under head)	2	
	407 565	W	WASHER - (AN960-416) (under nut)	2	
	404 888	W	NUT - (MS20365-428C)	2	

A - Used on PA-28R-180 and PA-28R-200 airplanes only.  
 W - These parts must be ordered from Service Spares Department, Piper Aircraft, Lock Haven, Penna.

When ordering, always specify Part Number, Description and Serial Number of Aircraft

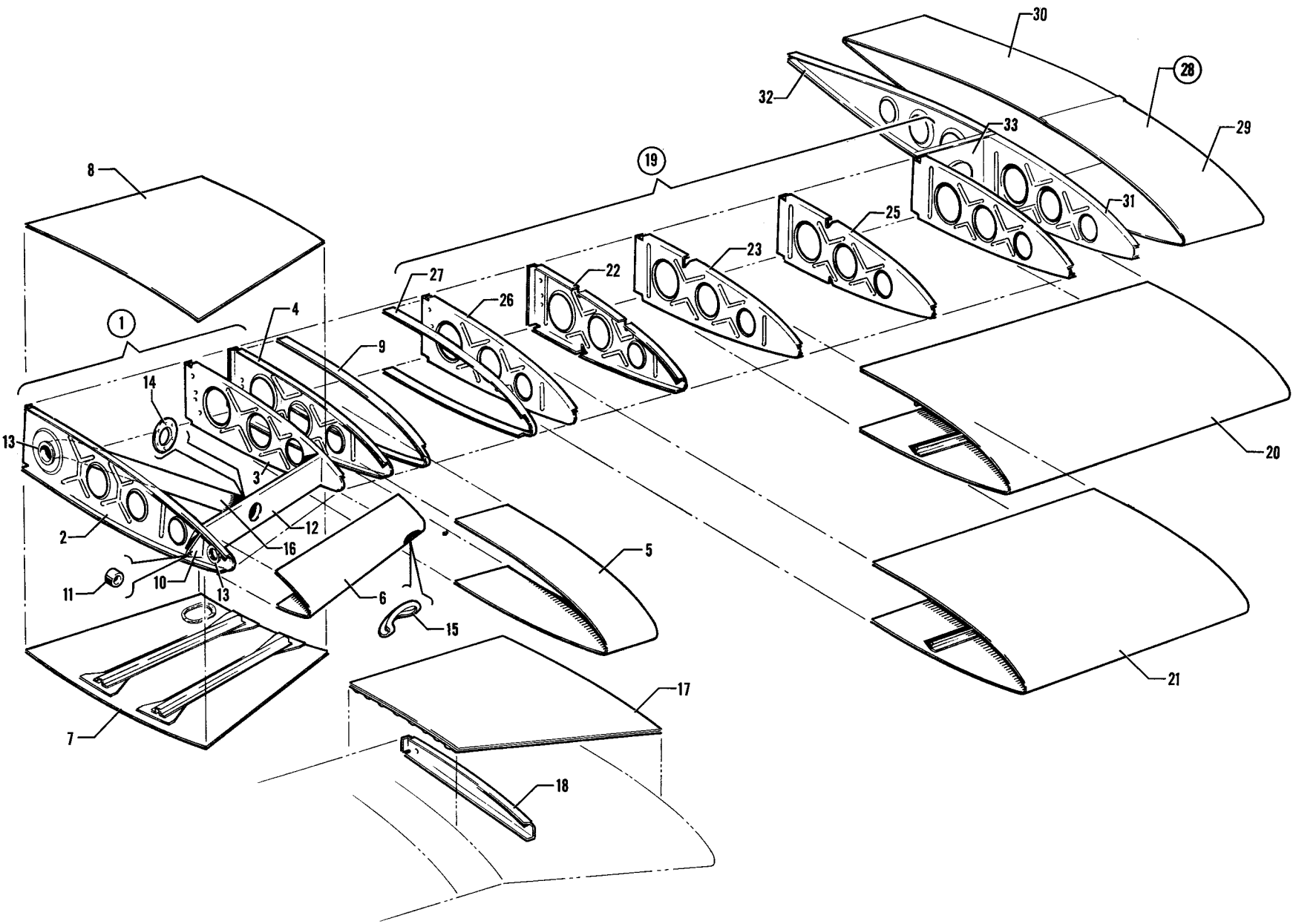


Figure 3. Wing Leading Edge Assembly

**INTENTIONALLY LEFT BLANK**



Figure and Index Number	Part Number	Code	NOMENCLATURE	No. Req.	SERIAL NUMBERS AFFECTED
3-1	66595-00		LEADING EDGE ASSEMBLY - Wing inboard, left	1	
	66595-01		LEADING EDGE ASSEMBLY - Wing inboard, right	1	
-2	95639-02		RIB - Wing nose, root, left	1	
	95639-03		RIB - Wing nose, root, right	1	
-3	62021-00		RIB - Wing nose, Sta. 49.25, left	1	
	62021-01		RIB - Wing nose, Sta. 49.25, right	1	
-4	62022-00		RIB - Wing nose, Sta. 57.00, left	1	
	62022-01		RIB - Wing nose, Sta. 57.00, right	1	
-5	62084-00		SKIN - Inboard wing	1	
-6	62085-02		SKIN - Leading edge, left	1	
	62085-03		SKIN - Leading edge, right	1	
-7	62086-00		SKIN ASSEMBLY - Bottom, inboard root, left	1	
	62086-01		SKIN ASSEMBLY - Bottom, inboard root, right	1	
-8	62087-00		SKIN ASSEMBLY - Top, inboard root, left	1	
-9	62091-00		STRAP - Fuel tank attachment	1	
-10	66761-00		FITTING - Forward spar, left	1	
	66761-01		FITTING - Forward spar, right	1	
-11	63900-30		BUSHING - Front spar attachment	1	
-12	66623-00		SPAR - Leading edge, inboard, left	1	
	66623-01		SPAR - Leading edge, inboard, right	1	
-13	68119-00		GASKET - Air duct	2	
-14	66621-00		DOUBLER - Forward spar	1	
-15	68111-00		DOUBLER - Air inlet	1	
-16	66620-00		TUBE ASSEMBLY - Air duct	1	
-17	62061-02		WING WALK - Forward, right	1	
-18	62066-00		RIB - Wing walk, right	1	
-19	66770-04	A	LEADING EDGE ASSEMBLY - Wing, outboard, left	1	
	66770-00	B	LEADING EDGE ASSEMBLY - Wing, outboard, left	1	
	66770-02	C	LEADING EDGE ASSEMBLY - Wing, outboard, left	1	
	66770-01		LEADING EDGE ASSEMBLY - Wing, outboard, right	1	
-20	62082-00	D	SKIN ASSEMBLY - Outboard, length 48.00, left	1	
	66771-00	D	SKIN ASSEMBLY - Outboard, length 47.30, left	1	
	62082-01	D	SKIN ASSEMBLY - Outboard, length 48.00, right	1	
	66771-01	D	SKIN ASSEMBLY - Outboard, length 47.30, right	1	
-21	62083-00	AD	SKIN ASSEMBLY - Middle section, length 35.98, left	1	
	66772-04	AD	SKIN ASSEMBLY - Middle section, length 36.58, left	1	
	62083-06	BD	SKIN ASSEMBLY - Middle section, length 35.98, left	1	
	66772-00	BD	SKIN ASSEMBLY - Middle section, length 36.58, left	1	
	62083-08	CD	SKIN ASSEMBLY - Middle section, length 35.98, left	1	
	66772-02	CD	SKIN ASSEMBLY - Middle section, length 36.58, left	1	
	62083-01	D	SKIN ASSEMBLY - Middle section, length 35.98, right	1	
	66772-01	D	SKIN ASSEMBLY - Middle section, length 36.58, right	1	
-22	62023-00		RIB - Wing nose, left	1	
	62023-01		RIB - Wing nose, right	1	

A - Used on PA-28-140, PA-28-150, PA-28-160 and PA-28-180 airplanes only.  
 B - Used on PA-28-235 airplanes only.  
 C - Used on PA-28R-180 and PA-28R-200 airplanes only.  
 D - Ascertain skin length and order accordingly.

When ordering, always specify Part Number, Description and Serial Number of Aircraft



Figure and Index Number	Part Number	Code	NOMENCLATURE	No. Req.	SERIAL NUMBERS AFFECTED
3-23	62024-01		RIB - Wing nose, left	1	
	62024-00		RIB - Wing nose, right	1	
-24	62024-00		RIB - Wing nose, left	1	
	62024-01		RIB - Wing nose, right	1	
-25	62024-02		RIB - Wing nose, left	1	
	62024-03		RIB - Wing nose, right	1	
-26	62049-00		RIB - Wing nose, left	1	
	62049-01		RIB - Wing nose, right	1	
-27	62091-00		STRAP - Fuel tank attachment	1	
-28	96610-10	A	EXTENSION ASSEMBLY - Wing, left	1	
	96610-11	A	EXTENSION ASSEMBLY - Wing, right	1	
-29	96610-06	A	SKIN - Forward, left	1	
	96610-07	A	SKIN - Forward, right	1	
-30	96610-08	A	SKIN - Aft, left	1	
	96610-09	A	SKIN - Aft, right	1	
-31	62024-00	A	RIB - Nose, Sta. 185.21, left	1	
	62024-01	A	RIB - Nose, Sta. 185.21, right	1	
-32	62115-02	A	RIB - Aft, Sta. 185.21, left	1	
	62115-03	A	RIB - Aft, Sta. 185.21, right	1	
-33	96437-00	A	STIFFENER - Wing extension	1	
			A - Used on PA-28R-200 with serial numbers 28-7235001 and up.		

When ordering, always specify Part Number, Description and Serial Number of Aircraft



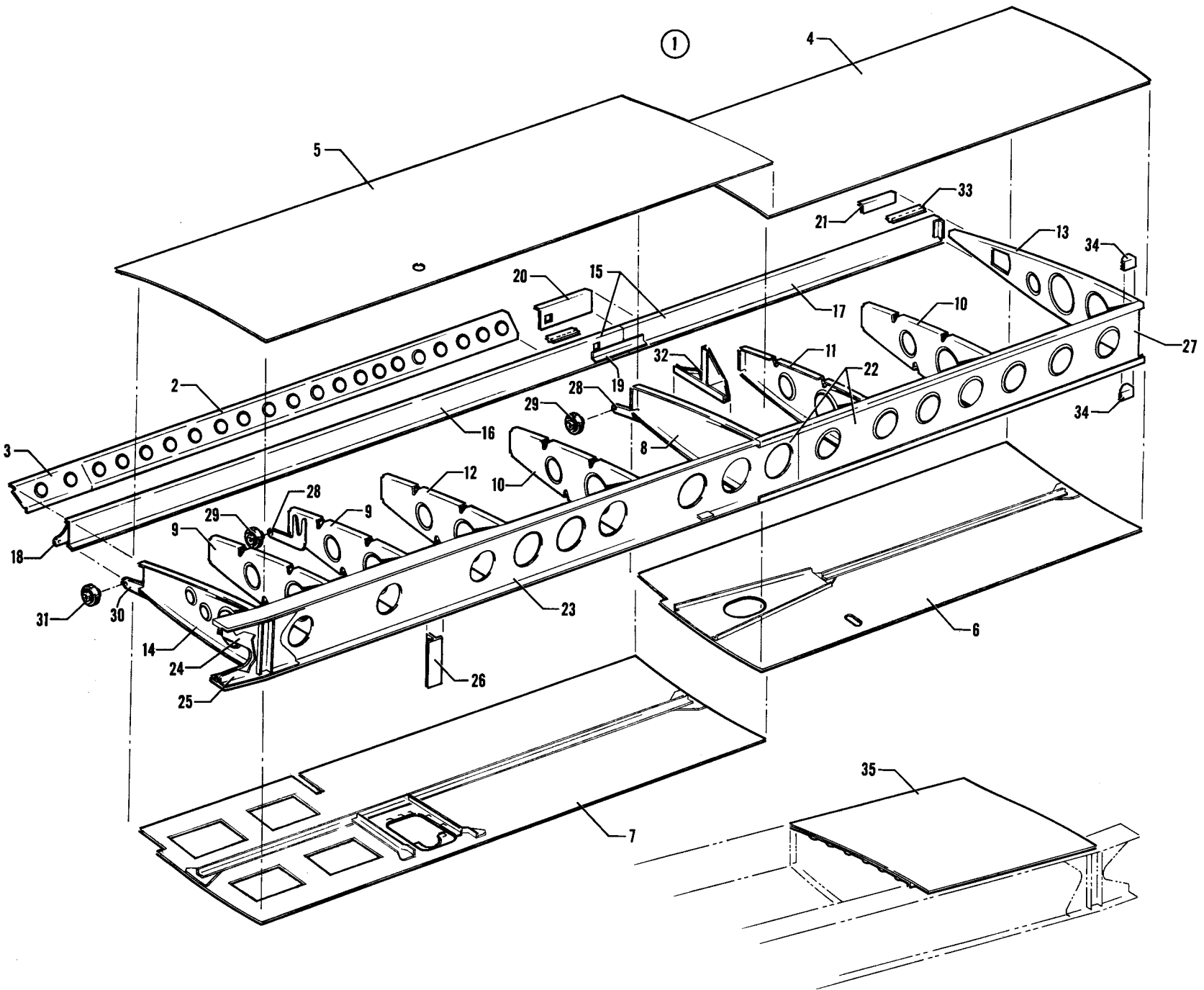


Figure 4. Wing Trailing Edge Assembly

REVISED: AUGUST 1971



Figure and Index Number	Part Number	Code	NOMENCLATURE	No. Req.	SERIAL NUMBERS AFFECTED
4-1	66602-00	A	TRAILING EDGE ASSEMBLY - Wing, left	1	
	66602-02	B	TRAILING EDGE ASSEMBLY - Wing, left	1	
	66602-01	A	TRAILING EDGE ASSEMBLY - Wing, right	1	
	66602-03	B	TRAILING EDGE ASSEMBLY - Wing, right	1	
-2	62129-04		STIFFENER - Outboard, left	1	
	62129-03		STIFFENER - Outboard, right	1	
-3	62129-08		STIFFENER - Inboard, left	1	
	62129-07		STIFFENER - Inboard, right	1	
-4	67060-00		SKIN ASSEMBLY - Top, outboard, left	1	
	67060-01		SKIN ASSEMBLY - Top, outboard, right	1	
-5	99038-00		SKIN ASSEMBLY - Top, inboard, left	1	
	99039-00		SKIN ASSEMBLY - Top, inboard, right	1	
-6	67061-00		SKIN ASSEMBLY - Bottom, outboard, left	1	
	67061-01		SKIN ASSEMBLY - Bottom, outboard, right	1	
-7	99040-00	A	SKIN ASSEMBLY - Bottom, inboard, left	1	
	99040-02	B	SKIN ASSEMBLY - Bottom, inboard, left	1	
	99040-01	A	SKIN ASSEMBLY - Bottom, inboard, right	1	
	99040-03	B	SKIN ASSEMBLY - Bottom, inboard, right	1	
-8	62047-06		RIB ASSEMBLY - Sta. 106.19, left	1	
	62047-07		RIB ASSEMBLY - Sta. 106.19, right	1	
-9	66597-00		RIB - Sta. 36.22 and Sta. 49.25, left	2	
	66597-01		RIB - Sta. 36.22 and Sta. 49.25, right	2	
-10	66598-00		RIB - Sta. 86.03 and Sta. 147.00, left	2	
	66598-01		RIB - Sta. 86.03 and Sta. 147.00, right	2	
-11	66598-01		RIB - Sta. 125.45, left	1	
	66598-00		RIB - Sta. 125.45, right	1	
-12	66599-00		RIB - Sta. 64.59, left	1	
	66599-01		RIB - Sta. 64.59, right	1	
-13	65020-06		RIB - Wing aft, tip, left	1	
	65020-07		RIB - Wing aft, tip, right	1	
-14	95636-00		RIB - Wing aft, butt, left	1	
	95636-01		RIB - Wing aft, butt, right	1	
-15	62053-00		SPAR ASSEMBLY - Wing, aft, left	1	
	62053-01		SPAR ASSEMBLY - Wing, aft, right	1	
-16	62054-00		SPAR - Aft, inboard, left	1	
	62054-01		SPAR - Aft, inboard, right	1	
-17	62055-00		SPAR - Aft, outboard	1	
-18	66762-00		PLATE - Aft spar	1	
-19	62057-00		DOUBLER - Aft spar, forward	1	
-20	62058-00		DOUBLER - Aft spar, rear, left	1	
	62058-01		DOUBLER - Aft spar, rear, right	1	
-21	62105-00		DOUBLER - Aft spar, outboard	1	
-22	62070-08	A	SPAR ASSEMBLY - Wing, main, left	1	
	62070-00	B	SPAR ASSEMBLY - Wing, main, left	1	
	62070-09	A	SPAR ASSEMBLY - Wing, main, right	1	
	62070-01	B	SPAR ASSEMBLY - Wing, main, right	1	

A - Used on PA-28-235 airplanes only.  
 B - Used on PA-28-140, PA-28-150, PA-28-160 and PA-28-180 airplanes only.

When ordering, always specify Part Number, Description and Serial Number of Aircraft

PA-28-140  
 PA-28-150  
 PA-28-160  
 PA-28-180  
 PA-28-235

**INTENTIONALLY LEFT BLANK**



Figure and Index Number	Part Number	Code	NOMENCLATURE	No. Req.	SERIAL NUMBERS AFFECTED
4-23	62070-06		SPAR ASSEMBLY - Main, inboard, left	1	
	62070-07		SPAR ASSEMBLY - Main, inboard, right	1	
-24	62072-00	B	DOUBLER ASSEMBLY - Aft, left	1	
	62072-04	A	DOUBLER ASSEMBLY - Aft, left	1	
	62072-01	B	DOUBLER ASSEMBLY - Aft, right	1	
	62072-05	A	DOUBLER ASSEMBLY - Aft, right	1	
-25	62071-00	B	DOUBLER ASSEMBLY - Forward, left	1	
	62071-04	A	DOUBLER ASSEMBLY - Forward, left	1	
	62071-01	B	DOUBLER ASSEMBLY - Forward, right	1	
	62071-05	A	DOUBLER ASSEMBLY - Forward, right	1	
-26	62079-00		TEE - Landing gear attachment	1	
-27	62074-00	B	SPAR - Main, outboard, left	1	
	66582-00	A	SPAR - Main, outboard, left	1	
	62074-01	B	SPAR - Main, outboard, right	1	
	66582-01	A	SPAR - Main, outboard, right	1	
-28	65898-04		SUPPORT ASSEMBLY - Flap outboard and center	2	
-29	452 387		BEARING - (#KP3A)	1	
-30	65898-00		SUPPORT ASSEMBLY - Flap inboard, left	1	
	65898-01		SUPPORT ASSEMBLY - Flap inboard, right	1	
-31	452 387		BEARING - (#KP3A)	1	
-32	62102-00		SUPPORT ASSEMBLY - Aileron bellcrank, left	1	
	62102-01		SUPPORT ASSEMBLY - Aileron bellcrank, right	1	
-33	62371-08		HINGE ASSEMBLY - Aileron	2	
-34	65056-00	A	FITTING ASSEMBLY - Sta. 174.05	2	
-35	62061-04		WING WALK - Aft, right	1	
			A - Used on PA-28-235 airplanes only.		
			B - Used on PA-28-140, PA-28-150, PA-28-160 and PA-28-180 airplanes only.		

When ordering, always specify Part Number, Description and Serial Number of Aircraft

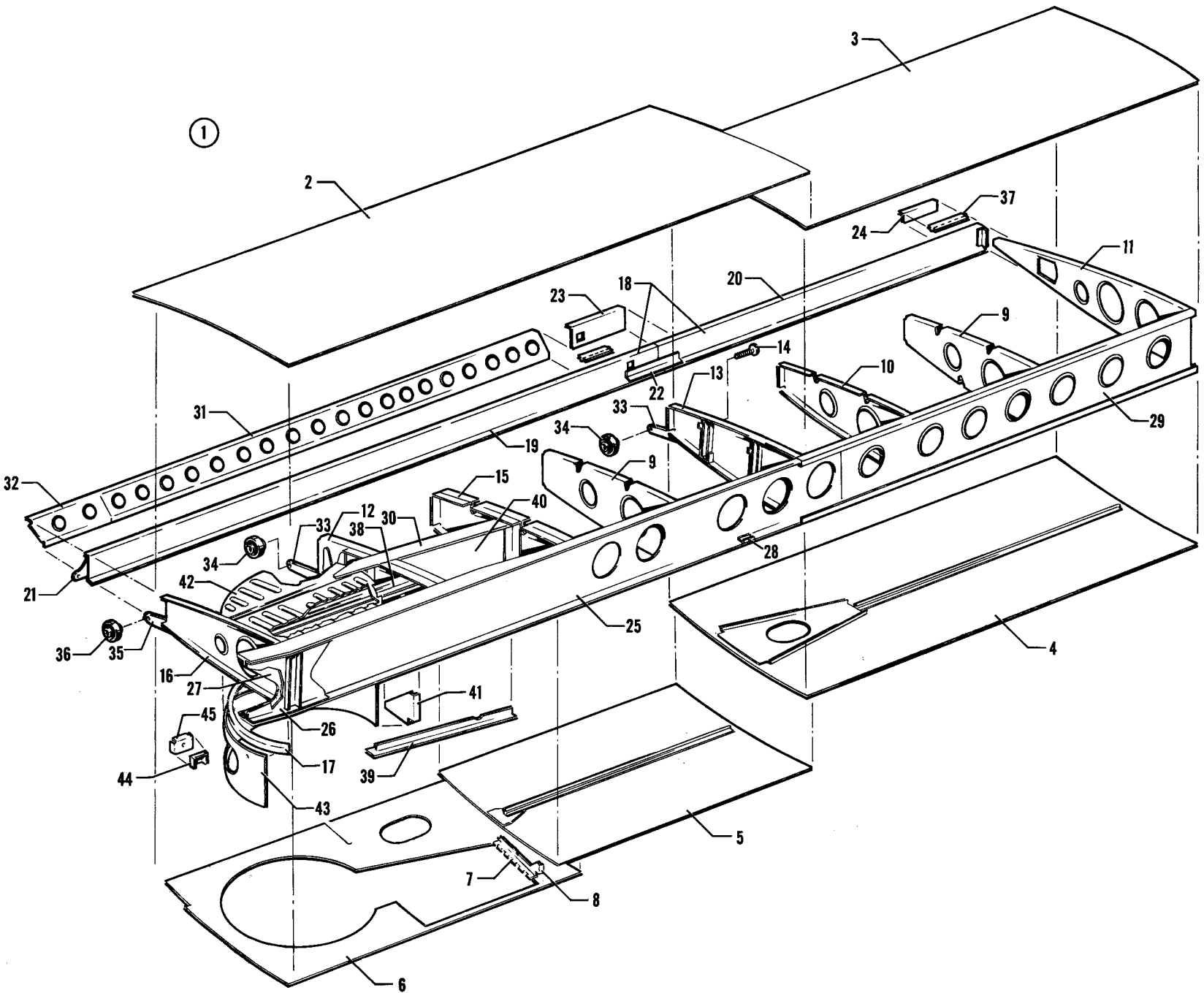


Figure 5. Wing Trailing Edge Assembly

REVISED: AUGUST 1971

**INTENTIONALLY LEFT BLANK**



Figure and Index Number	Part Number	Code	NOMENCLATURE	No. Req.	SERIAL NUMBERS AFFECTED
5-1	67045-00		TRAILING EDGE ASSEMBLY - Wing, left	1	
	67045-01		TRAILING EDGE ASSEMBLY - Wing, right	1	
-2	67672-00		SKIN ASSEMBLY - Top, inboard, left	1	
	67672-01		SKIN ASSEMBLY - Top, inboard, right	1	
-3	67060-00		SKIN ASSEMBLY - Top, outboard, left	1	
	67060-01		SKIN ASSEMBLY - Top, outboard, right	1	
-4	67061-00		SKIN ASSEMBLY - Bottom, outboard, left	1	
	67061-01		SKIN ASSEMBLY - Bottom, outboard, right	1	
-5	67062-00		SKIN ASSEMBLY - Bottom, center, left	1	
	67062-01		SKIN ASSEMBLY - Bottom, center, right	1	
-6	67690-04		SKIN ASSEMBLY - Bottom, inboard, left	1	
	67690-05		SKIN ASSEMBLY - Bottom, inboard, right	1	
-7	67095-00		HINGE - Main gear door, left	1	
	67095-01		HINGE - Main gear door, right	1	
-8	67096-00		BRACKET - Main gear up switch, left	1	
	67096-00		BRACKET - Main gear up switch, right	1	
-9	66598-00		RIB - Sta. 86.03 and Sta. 147.00, left	2	
	66598-01		RIB - Sta. 86.03 and Sta. 147.00, right	2	
-10	66598-01		RIB - Sta. 125.45, left	1	
	66598-00		RIB - Sta. 125.45, right	1	
-11	65020-06		RIB - Sta. 172.05, left	1	
	65020-07		RIB - Sta. 172.05, right	1	
-12	67682-00		RIB ASSEMBLY - Sta. 49.25, left	1	
	67682-01		RIB ASSEMBLY - Sta. 49.25, right	1	
-13	67055-00		RIB ASSEMBLY - Sta. 106.19, left	1	
	67055-01		RIB ASSEMBLY - Sta. 106.19, right	1	
-14	62843-00		STOP ASSEMBLY - Aileron bellcrank	2	
-15	67067-00		RIB ASSEMBLY - Sta. 69.24, left	1	
	67067-01		RIB ASSEMBLY - Sta. 69.24, right	1	
-16	95636-00		RIB - Sta. 24.24, left	1	
	95636-01		RIB - Sta. 24.24, right	1	
-17	67687-00		ANGLE - Wheel well, left	1	
	67687-01		ANGLE - Wheel well, right	1	
-18	62053-00		SPAR ASSEMBLY - Wing, aft, left	1	
	62053-01		SPAR ASSEMBLY - Wing, aft, right	1	
-19	62054-00		SPAR - Aft, inboard, left	1	
	62054-01		SPAR - Aft, inboard, right	1	
-20	62055-00		SPAR - Aft, outboard	1	
-21	66762-00		PLATE - Aft spar	1	
-22	62057-00		DOUBLER - Aft spar, forward	1	
-23	62058-00		DOUBLER - Aft spar, rear, left	1	
	62058-01		DOUBLER - Aft spar, rear, right	1	
-24	62105-00		DOUBLER - Aft spar, outboard	1	
-25	67070-02		SPAR ASSEMBLY - Wing, main, inboard, left	1	
	67070-03		SPAR ASSEMBLY - Wing, main, inboard, right	1	
-26	62071-00		DOUBLER ASSEMBLY - Forward, left	1	
	62071-01		DOUBLER ASSEMBLY - Forward, right	1	
-27	62072-00		DOUBLER ASSEMBLY - Aft, left	1	
	62072-01		DOUBLER ASSEMBLY - Aft, right	1	
-28	66529-00		CHANNEL - Gang	1	

When ordering, always specify Part Number, Description and Serial Number of Aircraft



Figure and Index Number	Part Number	Code	NOMENCLATURE	No. Req.	SERIAL NUMBERS AFFECTED
5-29	62074-00		SPAR - Main, outboard, left	1	
	62074-01		SPAR - Main, outboard, right	1	
-30	67097-00		CAP - False spar, top, left	1	
	67097-01		CAP - False spar, top, right	1	
-31	62129-04		STIFFENER - Left outboard	1	
	62129-03		STIFFENER - Right outboard	1	
-32	62129-08		STIFFENER - Left outboard	1	
	62129-07		STIFFENER - Right outboard	1	
-33	65898-04		SUPPORT ASSEMBLY - Flap outboard and center	2	
-34	452 387		BEARING - (#KP3A)	1	
-35	65898-00		SUPPORT ASSEMBLY - Flap inboard, left	1	
	65898-01		SUPPORT ASSEMBLY - Flap inboard, right	1	
-36	452 387		BEARING - (#KP3A)	1	
-37	62371-08		HINGE ASSEMBLY - Aileron	2	
-38	67670-00		COVER - Control cable, left	1	
	67670-01		COVER - Control cable, right	1	
-39	67689-00		CAP - False spar, bottom, left	1	
	67689-01		CAP - False spar, bottom, right	1	
-40	67079-00		WEB - False spar, left	1	
	67079-01		WEB - False spar, right	1	
-41	67691-00		BRACKET - Wheel well, left	1	
	67691-01		BRACKET - Wheel well, right	1	
-42	67673-00		PAN - Wheel well	2	
-43	67694-00		WEB - Wheel well	1	
-44	67677-00		BRACKET - Pulley, aft wing, left	1	
	67677-01		BRACKET - Pulley, aft wing, right	1	
-45	67678-00		BRACKET ASSEMBLY - Pulley, aft wing, left	1	
	67678-01		BRACKET ASSEMBLY - Pulley, aft wing, right	1	

When ordering, always specify Part Number, Description and Serial Number of Aircraft



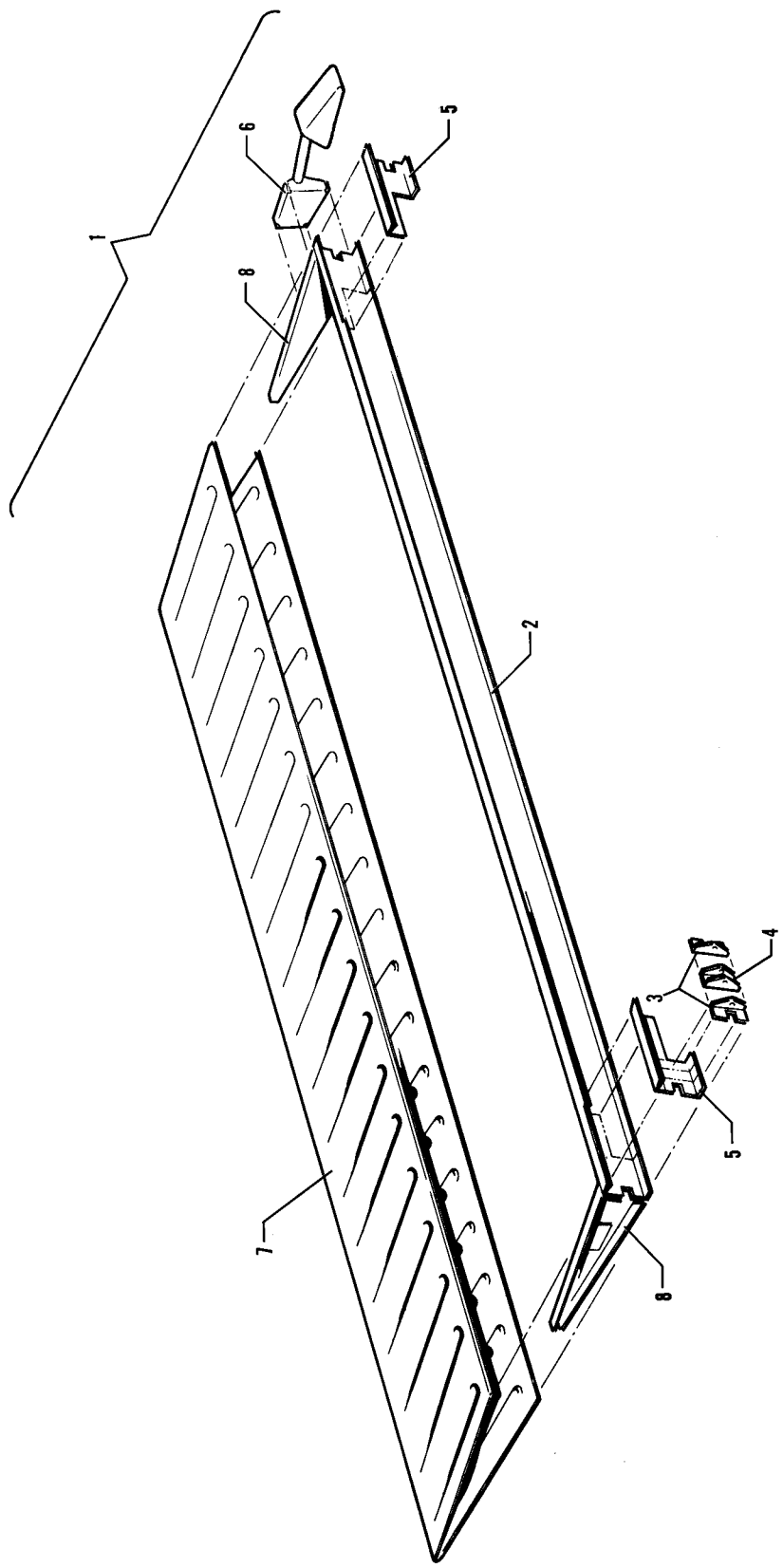


Figure 6. Aileron Assembly



Figure and Index Number	Part Number	Code	NOMENCLATURE	No. Req.	SERIAL NUMBERS AFFECTED
6-1	66767-02	AB	AILERON ASSEMBLY - Left	1	
	66767-00	C	AILERON ASSEMBLY - Left	1	
	66767-03	AB	AILERON ASSEMBLY - Right	1	
	66767-01	C	AILERON ASSEMBLY - Right	1	
-2	62361-00		SPAR ASSEMBLY - Aileron, left	1	
	62361-01		SPAR ASSEMBLY - Aileron, right	1	
-3	62372-00		ANGLE - Push rod, inboard left aileron, outboard right aileron	1	
	62372-01		ANGLE - Push rod, outboard left aileron, inboard right aileron	1	
-4	62367-00		CHANNEL - Aileron push rod	1	
-5	62373-00		DOUBLER - Aileron, inboard left aileron, outboard right aileron	1	
	62373-01		DOUBLER - Aileron, outboard left aileron, inboard right aileron	1	
	66766-00		BALANCE WEIGHT ASSEMBLY - Left	1	
-6	66766-01		BALANCE WEIGHT ASSEMBLY - Right	1	
	68106-02	AB	SKIN - Aileron, left	1	
-7	68106-00	C	SKIN - Aileron, left	1	
	68106-03	AB	SKIN - Aileron, right	1	
	68106-01	C	SKIN - Aileron, right	1	
-8	65265-00		RIB - Aileron, left inboard, right outboard	1	
	65265-01		RIB - Aileron, right inboard, left outboard	1	

A - Used on PA-28-140, PA-28-150, PA-28-160 and PA-28-180 airplanes only.  
 B - Used on PA-28R-180 and PA-28R-200 airplanes only.  
 C - Used on PA-28-235 airplanes only.

When ordering, always specify Part Number, Description and Serial Number of Aircraft

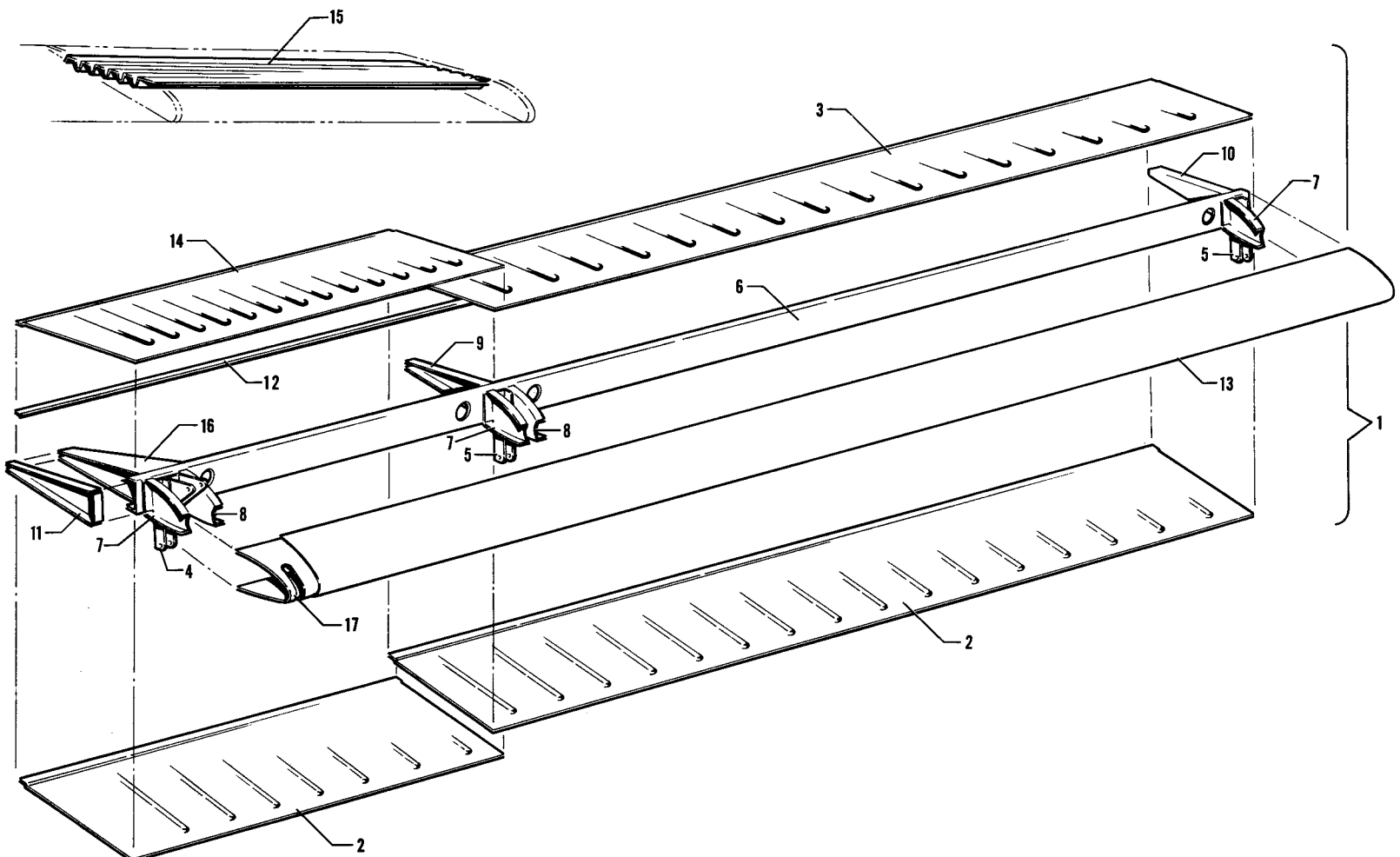


Figure 7. Flap Assembly



Figure and Index Number	Part Number	Code	NOMENCLATURE	No. Req.	SERIAL NUMBERS AFFECTED
7-1	65591-00		FLAP ASSEMBLY - Left	1	
	65590-01		FLAP ASSEMBLY - Right	1	
-2	65592-00		SKIN - Flap, bottom, left, inboard	1	
	65592-01		SKIN - Flap, bottom, right, inboard	1	
	65588-00		SKIN - Flap, bottom, left and right, outboard	1	
-3	65589-00		SKIN - Flap, top, left and right, outboard	1	
-4	62324-00		HINGE - Flap, inboard, left	1	
	62324-01		HINGE - Flap, inboard, right	1	
-5	65899-00		BRACKET - Flap hinge center and outboard	2	
-6	62327-00		SPAR - Flap	2	
-7	62328-00		RIB - Left flap	3	
	62328-01		RIB - Right flap	3	
-8	62328-01		RIB - Left flap	2	
	62328-00		RIB - Right flap	2	
-9	62332-02		RIB - Flap, left, wing, Sta. 49	1	
	62332-00		RIB - Flap, right, wing, Sta. 49	1	
-10	62330-00		RIB - Flap, left	1	
	62330-01		RIB - Flap, right	1	
-11	62331-00		RIB - Flap, left, inboard	1	
	62331-01		RIB - Flap, right, inboard	1	
-12	62320-03		STRIP - Flap read edge	1	
-13	65586-00		SKIN - Flap, left, nose	1	
	65586-01		SKIN - Flap, right, nose	1	
-14	65587-00		SKIN - Flap, top, left, inboard	1	
	65594-01		SKIN - Flap, top, right, inboard	1	
-15	65593-01		CORRUGATION - Flap, top, right, inboard	1	
-16	62336-00		DOUBLER ASSEMBLY - Left	1	
	62336-01		DOUBLER ASSEMBLY - Right	1	
-17	62127-00		SKIN - Flap nose, left	1	
	62127-01		SKIN - Flap nose, right	1	

When ordering, always specify Part Number, Description and Serial Number of Aircraft

# NOTE

PAGES 18 THRU 26 HAVE BEEN DELETED. PLEASE REMOVE THESE PAGES FROM YOUR PARTS CATALOG AND INSERT THIS PAGE.

**INTENTIONALLY LEFT BLANK**

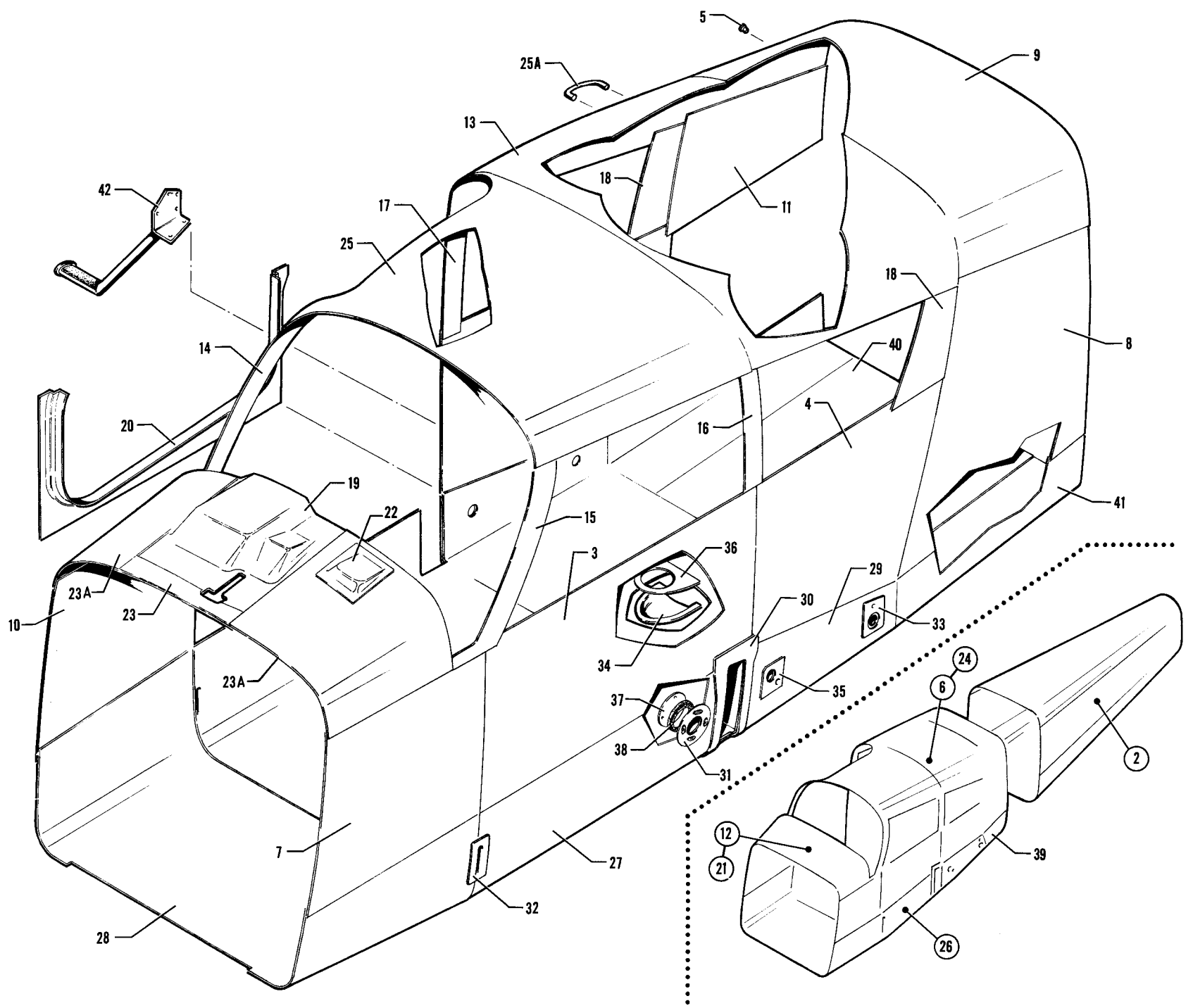


Figure 8. Complete Fuselage

(PA-28-150-160-180 - Serial Nos. 28-1 to 28-4377 inclusive)

(PA-28-235 - Serial Nos. 28-10003 to 28-11039 inclusive)

(PA-28-140 - Serial Nos. 28-20002 and up)

ISSUED: SEPTEMBER 1969

PA-28-140  
PA-28-150  
PA-28-160  
PA-28-180  
PA-28-235

**INTENTIONALLY LEFT BLANK**





Figure and Index Number	Part Number	Code	NOMENCLATURE	No. Req.	SERIAL NUMBERS AFFECTED
8-	62400	G	DRAWING - Fuselage Assembly (Complete)		28-1 to 28-1760 inclusive
	62299	G	DRAWING - Fuselage Assembly (Complete)		28-1761 to 28-4377 inclusive
	65073	B	DRAWING - Fuselage Assembly (Complete)		28-10003 to 28-10486 inclusive
	65445	B	DRAWING - Fuselage Assembly (Complete)		28-10487 to 28-11039 inclusive
	62284	C	DRAWING - Fuselage Assembly (Complete)		28-20002 to 28-24999 inclusive
	66665	C	DRAWING - Fuselage Assembly (Complete)		28-25000 and up
-1	62419-00	G	FUSELAGE ASSEMBLY	1	28-1 to 28-670 inclusive
	62419-17	G	FUSELAGE ASSEMBLY	1	28-671 to 28-990 inclusive
	62419-21	G	FUSELAGE ASSEMBLY	1	28-991 to 28-1760 inclusive
	62884-00	G	FUSELAGE ASSEMBLY	1	28-1761 to 28-2477 inclusive
	65611-00	G	FUSELAGE ASSEMBLY	1	28-2478 to 28-3377 inclusive
	65611-11	G	FUSELAGE ASSEMBLY	1	28-3378 to 28-4377 inclusive
	65087-00	B	FUSELAGE ASSEMBLY	1	28-10003 to 28-10486 inclusive
	65444-00	B	FUSELAGE ASSEMBLY	1	28-10487 to 28-10675 inclusive
	65476-00	B	FUSELAGE ASSEMBLY	1	28-10676 to 28-10719 inclusive
	65624-00	B	FUSELAGE ASSEMBLY	1	28-10720 to 28-11039 inclusive
	62285-00	C	FUSELAGE ASSEMBLY	1	28-20002 to 28-20280 inclusive
	62882-00	C	FUSELAGE ASSEMBLY	1	28-20281 to 28-21845 inclusive, 28-21931 to 28-21934 inclusive
	62882-03	C	FUSELAGE ASSEMBLY	1	28-21846 to 28-21930 inclusive, 28-21935 to 28-24999 inclusive
	66694-00	C	FUSELAGE ASSEMBLY	1	28-25000 to 28-26400 inclusive
	66694-05	C	FUSELAGE ASSEMBLY	1	28-26401 to 28-26956 inclusive
66694-07	C	FUSELAGE ASSEMBLY	1	28-7125001 to 28-7125651 inclusive	
66694-09	C	FUSELAGE ASSEMBLY	1	28-7225001 and up	
-2	99466-00	DG	AFT SECTION - Fuselage	1	28-1 to 28-4377 inclusive
	99466-02	BD	AFT SECTION - Fuselage	1	28-10003 to 28-10719 inclusive
	99466-03	BD	AFT SECTION - Fuselage	1	28-10720 to 28-11039 inclusive
	99466-04	CD	AFT SECTION - Fuselage	1	
-3	62419-03	C	SKIN - Left side	1	28-20002 to 28-24999 inclusive
	65611-04	C	SKIN - Left side	1	28-25000 and up
	62419-03	E	SKIN - Left side	1	
-4	65611-04	F	SKIN - Left side	1	
	62419-04	E	SKIN - Left side	1	
	62285-02	CF	SKIN - Left side	1	
	62419-10	E	SKIN - Right side	1	
	62285-03	CF	SKIN - Right side	1	

A - Used on PA-28-140 with serial numbers 28-20002 and up, PA-28-150, PA-28-160 and PA-28-180 with serial numbers 28-1 to 28-4377 inclusive, and PA-28-235 with serial numbers 28-10003 to 28-11039 inclusive.  
 B - Used on PA-28-235 airplanes only.  
 C - Used on PA-28-140 airplanes only.  
 D - See Figure 15 for component parts.  
 E - Used on PA-28-150, PA-28-160 and PA-28-180 with serial numbers 28-1 to 28-2477 inclusive and PA-28-235 with serial numbers 28-10003 to 28-10675.  
 F - Used on PA-28-150, PA-28-160 and PA-28-180 with serial numbers 28-2478 to 28-4377 inclusive and PA-28-235 with serial numbers 28-10676 to 28-11039.  
 G - Used on PA-28-150, PA-28-160 and PA-28-180 only.

When ordering, always specify Part Number, Description and Serial Number of Aircraft

PA-28-140  
 PA-28-150  
 PA-28-160  
 PA-28-180  
 PA-28-235



Figure and Index Number	Part Number	Code	NOMENCLATURE	No. Req.	SERIAL NUMBERS AFFECTED
8-5	487 632		STUD - Fastener (#63316) (used with eyelet type baggage strap)	1	
	487 674		STUD - Fastener (#XX-16362 x 3/8) (used with socket type baggage strap)	1	
-6	62419-00	E	COCKPIT ASSEMBLY - Fuselage	1	28-1 to 28-670 inclusive
	62419-18	E	COCKPIT ASSEMBLY - Fuselage	1	28-671 to 28-990 inclusive
	62419-20	E	COCKPIT ASSEMBLY - Fuselage	1	28-991 to 28-1760 inclusive
	62884-02	E	COCKPIT ASSEMBLY - Fuselage	1	28-1761 to 28-2477 inclusive
	65611-02	E	COCKPIT ASSEMBLY - Fuselage	1	28-2478 to 28-3377 inclusive
	65611-10	E	COCKPIT ASSEMBLY - Fuselage	1	28-3378 to 28-4377 inclusive
	65087-03	B	COCKPIT ASSEMBLY - Fuselage	1	28-10003 to 28-10486 inclusive
	65444-02	B	COCKPIT ASSEMBLY - Fuselage	1	28-10487 to 28-10675 inclusive
	65476-02	B	COCKPIT ASSEMBLY - Fuselage	1	28-10676 to 28-10719 inclusive
	65624-02	B	COCKPIT ASSEMBLY - Fuselage	1	28-10720 to 28-11039 inclusive
	62285-05	C	COCKPIT ASSEMBLY - Fuselage	1	28-20002 to 28-20280 inclusive
	62882-02	C	COCKPIT ASSEMBLY - Fuselage	1	28-20281 to 28-21845 inclusive, 28-21931 to 28-21934 inclusive
	62882-04	C	COCKPIT ASSEMBLY - Fuselage	1	28-21846 to 28-21930 inclusive, 28-21935 to 28-24999 inclusive
	66694-02	C	COCKPIT ASSEMBLY - Fuselage	1	28-25000 to 28-26400 inclusive
	66694-06	C	COCKPIT ASSEMBLY - Fuselage	1	28-26401 to 28-26956 inclusive
	66694-08	C	COCKPIT ASSEMBLY - Fuselage	1	28-7125001 to 28-7125651 inclusive
	66694-10	C	COCKPIT ASSEMBLY - Fuselage	1	28-7225001 and up
-7	62419-02	B	SKIN - Cockpit, left front	1	28-1 to 28-1760 inclusive
	62419-02	C	SKIN - Cockpit, left front	1	28-20002 to 28-24999 inclusive
	66694-04	C	SKIN - Cockpit, left front	1	28-25000 and up
	65087-05	B	SKIN - Cockpit, left front	1	28-10003 to 28-10675 inclusive
	65087-05	E	SKIN - Cockpit, left front	1	28-1761 to 28-2477 inclusive
	65611-07	D	SKIN - Cockpit, left front	1	
-8	62419-05		SKIN - Cockpit, left rear	1	
-9	62419-06		SKIN - Cockpit, top rear	1	
-10	62419-07	E	SKIN - Cockpit, right front	1	28-1 to 28-544 inclusive
	62419-16	E	SKIN - Cockpit, right front	1	28-545 to 28-1760 inclusive
	62419-16	C	SKIN - Cockpit, right front	1	28-20002 to 28-24999 inclusive
	66694-03	C	SKIN - Cockpit, right front	1	28-25000 and up
	65087-04	B	SKIN - Cockpit, right front	1	28-10003 to 28-10675 inclusive
	65087-04	E	SKIN - Cockpit, right front	1	28-1761 to 28-2477 inclusive
	65611-06	D	SKIN - Cockpit, right front	1	
-11	62419-08	BE	SKIN - Cockpit, right side rear	1	
	62285-04	C	SKIN - Cockpit, right side rear	1	

- A - Used on PA-28-140 with serial numbers 28-20002 and up, PA-28-150, PA-28-160 and PA-28-180 with serial numbers 28-1 to 28-4377 inclusive, and PA-28-235 with serial numbers 28-10003 to 28-11039 inclusive.
- B - Used on PA-28-235 airplanes only.
- C - Used on PA-28-140 airplanes only.
- D - Used on PA-28-150, PA-28-160 and PA-28-180 with serial numbers 28-2478 to 28-4377 inclusive, and PA-28-235 with serial numbers 28-10676 to 28-11039 inclusive.
- E - Used on PA-28-150, PA-28-160 and PA-28-180 only.

When ordering, always specify Part Number, Description and Serial Number of Aircraft

PA-28-140  
PA-28-150  
PA-28-160  
PA-28-180  
PA-28-235



Figure and Index Number	Part Number	Code	NOMENCLATURE	No. Req.	SERIAL NUMBERS AFFECTED
8-12	62420-00	F	UPPER COCKPIT ASSEMBLY - Complete	1	28-1 to 28-990 inclusive
	62873-00	G	UPPER COCKPIT ASSEMBLY - Complete	1	
	62873-07	C	UPPER COCKPIT ASSEMBLY - Complete	1	28-21846 to 28-21930 inclusive,
	66699-00	C	UPPER COCKPIT ASSEMBLY - Complete	1	28-21935 to 28-24999 inclusive
	66699-06	C	UPPER COCKPIT ASSEMBLY - Complete	1	28-25000 to 28-26400 inclusive
	99388-00	C	UPPER COCKPIT ASSEMBLY - Complete	1	28-26401 to 28-26956 inclusive
	99388-06	C	UPPER COCKPIT ASSEMBLY - Complete	1	28-7125001 to 28-7125651 inclusive
	62375-05	F	UPPER COCKPIT ASSEMBLY - Complete	1	28-7225001 and up
	62375-10	F	UPPER COCKPIT ASSEMBLY - Complete	1	28-1761 to 28-3377 inclusive
	65088-00	B	UPPER COCKPIT ASSEMBLY - Complete	1	28-3378 to 28-4377 inclusive
	65443-03	B	UPPER COCKPIT ASSEMBLY - Complete	1	28-10003 to 28-10486 inclusive
	65563-00	B	UPPER COCKPIT ASSEMBLY - Complete	1	28-10487 to 28-10719 inclusive
	-13	62420-09	C	SKIN - Upper cockpit, top center	1
66699-04		C	SKIN - Upper cockpit, top center	1	28-20002 to 28-24999 inclusive
62420-09		F	SKIN - Upper cockpit, top center	1	28-25000 and up
62420-09		B	SKIN - Upper cockpit, top center	1	
65563-03		B	SKIN - Upper cockpit, top center	1	28-10003 to 28-10719 inclusive
-14	62420-11		SKIN - Windshield, right side trim	1	28-10720 to 28-11039 inclusive
-15	62420-22		SKIN - Windshield, left side trim	1	
-16	62490-00		SKIN - Window trim, left side center	1	
-17	62491-00		SKIN - Window trim, right side front	1	
-18	62693-00		SKIN - Upper cockpit, left side rear window	1	
	62693-01		SKIN - Upper cockpit, right side rear window	1	
-19	62691-00	F	SKIN ASSEMBLY - Upper cockpit assembly	1	28-1 to 28-1760 inclusive
	62691-00	C	SKIN ASSEMBLY - Upper cockpit assembly	1	28-20002 to 28-24999 inclusive
	62691-03	B	SKIN ASSEMBLY - Upper cockpit assembly	1	28-10003 to 28-10486 inclusive
	63081-00	D	SKIN ASSEMBLY - Upper cockpit assembly	1	
-20	62493-00		PAN - Upper cockpit, outboard	1	

- A - Used on PA-28-140 with serial numbers 28-20002 and up, PA-28-150, PA-28-160 and PA-28-180 with serial numbers 28-1 to 28-4377 inclusive and PA-28-235 with serial numbers 28-10003 to 28-11039 inclusive.
- B - Used on PA-28-235 airplanes only.
- C - Used on PA-28-140 airplanes only.
- D - Used on PA-28-150, PA-28-160 and PA-28-180 with serial numbers 28-1761 to 28-4377 inclusive and PA-28-235 with serial numbers 28-10487 to 28-11039 inclusive.
- E - See Figure 10 for component parts.
- F - Used on PA-28-150, PA-28-160 and PA-28-180 only.
- G - Used on PA-28-150, PA-28-160 and PA-28-180 with serial numbers 28-991 to 28-1760 inclusive and PA-28-140 with serial numbers 28-20002 to 28-21845 inclusive and 28-21931 to 28-21934 inclusive.

When ordering, always specify Part Number, Description and Serial Number of Aircraft



Figure and Index Number	Part Number	Code	NOMENCLATURE	No. Req.	SERIAL NUMBERS AFFECTED	
8-21	62420-14	FH	UPPER COCKPIT ASSEMBLY - Forward	1	28-1 to 28-1760 inclusive	
	62420-14	CH	UPPER COCKPIT ASSEMBLY - Forward	1	28-20002 to 28-21845 inclusive, 28-21931 to 28-21934 inclusive	
	62420-21	CH	UPPER COCKPIT ASSEMBLY - Forward	1	28-21846 to 28-21930 inclusive, 28-21935 to 28-24999 inclusive	
	66699-02	CH	UPPER COCKPIT ASSEMBLY - Forward	1	28-25000 to 28-26400 inclusive	
	66699-07	CH	UPPER COCKPIT ASSEMBLY - Forward	1	28-26401 to 28-26956 inclusive	
	99388-02	CH	UPPER COCKPIT ASSEMBLY - Forward	1	28-7125001 and up	
	62375-06	FH	UPPER COCKPIT ASSEMBLY - Forward	1	28-1761 to 28-3377 inclusive	
	62375-11	FH	UPPER COCKPIT ASSEMBLY - Forward	1	28-3378 to 28-4377 inclusive	
	65088-02	BH	UPPER COCKPIT ASSEMBLY - Forward	1	28-10003 to 28-10486 inclusive	
	65443-04	BH	UPPER COCKPIT ASSEMBLY - Forward	1	28-10487 to 28-10719 inclusive	
	65563-02	BH	UPPER COCKPIT ASSEMBLY - Forward	1	28-10720 to 28-11039 inclusive	
	-22	63596-00	F	COVER - Forward upper cockpit	1	28-2053 to 28-4377 inclusive
		63596-00	B	COVER - Forward upper cockpit	1	28-10591 to 28-11039 inclusive
	-23	65179-00	B	FILLER - Upper cockpit, forward	1	28-10003 to 28-10486 inclusive
62406-00		B	FILLER - Upper cockpit, forward	1	28-10487 to 28-11039 inclusive	
62406-00		F	FILLER - Upper cockpit, forward	1	28-1761 to 28-4377 inclusive	
-23a	62420-04	F	SKIN - Instruments cover, left	1	28-1 to 28-1760 inclusive	
	62420-04	C	SKIN - Instruments cover, left	1	28-20002 to 28-24999 inclusive	
	65088-04	B	SKIN - Instruments cover, left	1	28-10003 to 28-10486 inclusive	
	62375-04	F	SKIN - Instruments cover, left	1	28-1761 to 28-2052 inclusive	
	62375-04	B	SKIN - Instruments cover, left	1	28-10487 to 28-10590 inclusive	
	62375-07	F	SKIN - Instruments cover, left	1	28-2053 to 28-4377 inclusive	
	62375-07	B	SKIN - Instruments cover, left	1	28-10591 and up	
	62420-05	F	SKIN - Instruments cover, right	1	28-1 to 28-1760 inclusive	
	62420-05	C	SKIN - Instruments cover, right	1	28-20002 to 28-24999 inclusive	
	65088-03	B	SKIN - Instruments cover, right	1	28-10003 to 28-10486 inclusive	
	62375-03	D	SKIN - Instruments cover, right	1		
	66699-05	C	SKIN - Instruments cover, complete	1	28-25000 to 28-26956 inclusive	
	99388-05	C	SKIN - Instruments cover, complete	1	28-7125001 and up	
	-24	62420-15	G	UPPER CENTER COCKPIT ASSEMBLY	1	28-1 to 28-990 inclusive
62873-02		EG	UPPER CENTER COCKPIT ASSEMBLY	1		
62873-09		CG	UPPER CENTER COCKPIT ASSEMBLY	1	28-26401 and up	
65563-07		BG	UPPER CENTER COCKPIT ASSEMBLY	1	28-10720 to 28-11039 inclusive	

- A - Used on PA-28-140 with serial numbers 28-20002 and up, PA-28-150, PA-28-160 and PA-28-180 with serial numbers 28-1 to 28-4377 inclusive, and PA-28-235 with serial numbers 28-10003 to 28-11039 inclusive.
- B - Used on PA-28-235 airplanes only.
- C - Used on PA-28-140 airplanes only.
- D - Used on PA-28-150, PA-28-160 and PA-28-180 with serial numbers 28-1761 to 28-4377 inclusive, and PA-28-235 with serial numbers 28-10487 to 28-11039 inclusive.
- E - Used on PA-28-140 with serial numbers 28-20002 to 28-26400 inclusive, PA-28-150, PA-28-160 and PA-28-180 with serial numbers 28-991 to 28-4377 inclusive, and PA-28-235 with serial numbers 28-10003 to 28-10719 inclusive.
- F - Used on PA-28-150, PA-28-160 and PA-28-180 only.
- G - See Figure 12 for component parts.
- H - See Figure 10 for component parts.

When ordering, always specify Part Number, Description and Serial Number of Aircraft

PA-28-140  
PA-28-150  
PA-28-160  
PA-28-180  
PA-28-235



Figure and Index Number	Part Number	Code	NOMENCLATURE	No. Req.	SERIAL NUMBERS AFFECTED
8-25	62420-03		SKIN - Top front	1	28-1 to 28-990 inclusive.
	62873-04		SKIN - Top front	1	28-991 and up
-25a	464 036		HANDLE - (66537-00)	1	
-26	62422-00	EF	LOWER COCKPIT ASSEMBLY - Complete	1	28-1 to 28-1760 inclusive
	62315-00	EF	LOWER COCKPIT ASSEMBLY - Complete	1	28-1761 to 28-2477 inclusive
	65600-00	EF	LOWER COCKPIT ASSEMBLY - Complete	1	28-2478 to 28-4377 inclusive
	65089-00	BE	LOWER COCKPIT ASSEMBLY - Complete	1	28-10003 to 28-10486 inclusive
	65089-04	BE	LOWER COCKPIT ASSEMBLY - Complete	1	28-10487 to 28-10675 inclusive
	65467-00	BE	LOWER COCKPIT ASSEMBLY - Complete	1	28-10676 to 28-10719 inclusive
	65534-00	BE	LOWER COCKPIT ASSEMBLY - Complete	1	28-10720 to 28-11039 inclusive
	62422-14	CE	LOWER COCKPIT ASSEMBLY - Complete	1	28-20002 to 28-20280 inclusive
	62314-00	CE	LOWER COCKPIT ASSEMBLY - Complete	1	28-20281 to 28-24999 inclusive
	62314-03	CE	LOWER COCKPIT ASSEMBLY - Complete	1	28-25000 to 28-26956 inclusive
	62314-06	CE	LOWER COCKPIT ASSEMBLY - Complete	1	28-7125001 to 28-7125651 inclusive
	62314-07	CE	LOWER COCKPIT ASSEMBLY - Complete	1	28-7225001 and up
-27	62422-02	F	SKIN - Cockpit, center front, bottom	1	28-1 to 28-1760 inclusive
	62422-02	B	SKIN - Cockpit, center front, bottom	1	28-10003 to 28-10675 inclusive
	62422-02	C	SKIN - Cockpit, center front, bottom	1	28-20002 to 28-20280 inclusive
	62315-03	D	SKIN - Cockpit, center front, bottom	1	
	65467-03	C	SKIN - Cockpit, center front, bottom	1	28-25000 and up
	65467-03	F	SKIN - Cockpit, center front, bottom	1	28-2478 to 28-4377 inclusive
	65467-03	B	SKIN - Cockpit, center front, bottom	1	28-10676 to 28-10719 inclusive
	65534-03	B	SKIN - Cockpit, center front, bottom	1	28-10720 to 28-11039 inclusive
-28	62422-12	F	SKIN - Cockpit, front, bottom	1	28-1 to 28-1760 inclusive
	62422-12	C	SKIN - Cockpit, front, bottom	1	28-20002 to 28-24999 inclusive
	62314-04	C	SKIN - Cockpit, front, bottom	1	28-25000 and up
	65089-03	B	SKIN - Cockpit, front, bottom	1	28-10003 to 28-10675 inclusive
	65089-03	F	SKIN - Cockpit, front, bottom	1	28-1761 to 28-2477 inclusive
	65467-02	F	SKIN - Cockpit, front, bottom	1	28-2478 to 28-4377 inclusive
	65467-02	B	SKIN - Cockpit, front, bottom	1	28-10676 to 28-10719 inclusive
	65534-04	B	SKIN - Cockpit, front, bottom	1	28-10720 to 28-11039 inclusive
-29	62422-04	F	SKIN - Cockpit, center rear, bottom	1	28-1 to 28-1760 inclusive
	62315-02	F	SKIN - Cockpit, center rear, bottom	1	28-1761 to 28-4377 inclusive
	65089-02	B	SKIN - Cockpit, center rear, bottom	1	28-10003 to 28-10719 inclusive
	65534-02	B	SKIN - Cockpit, center rear, bottom	1	28-10720 to 28-11039 inclusive
	62422-13	C	SKIN - Cockpit, center rear, bottom	1	28-20002 to 28-20280 inclusive
	62314-02	C	SKIN - Cockpit, center rear, bottom	1	28-20281 to 28-24999 inclusive
	62314-05	C	SKIN - Cockpit, center rear, bottom	1	28-25000 and up

A - Used on PA-28-140 with serial numbers 28-20002 and up, PA-28-150, PA-28-160 and PA-28-180 with serial numbers 28-1 to 28-4377 inclusive and PA-28-235 with serial numbers 28-10003 to 28-11039 inclusive.  
 B - Used on PA-28-235 airplanes only.  
 C - Used on PA-28-140 airplanes only.  
 D - Used on PA-28-140 with serial numbers 28-20281 to 28-24999 inclusive, PA-28-150, PA-28-160 and PA-28-180 with serial numbers 28-1761 to 28-2477 inclusive.  
 E - See Figure 13 and 14 for component parts.  
 F - Used on PA-28-150, PA-28-160 and PA-28-180 only.

When ordering, always specify Part Number, Description and Serial Number of Aircraft

PA-28-140  
 PA-28-150  
 PA-28-160  
 PA-28-180  
 PA-28-235



Figure and Index Number	Part Number	Code	NOMENCLATURE	No. Req.	SERIAL NUMBERS AFFECTED
8-30	62541-00		DOUBLER - Cockpit, left	1	
	62541-01		DOUBLER - Cockpit, right	1	
-31	68539-00	J	DOUBLER ASSEMBLY - Lower cockpit	2	
-32	62538-00	H	DOUBLER - Lower cockpit assembly, left	2	
	62538-00	C	DOUBLER - Lower cockpit assembly, right	2	28-20002 to 28-24999 inclusive
	68540-00	J	DOUBLER ASSEMBLY - Lower cockpit, left	1	
	68540-01	J	DOUBLER ASSEMBLY - Lower cockpit, right	1	
-33	62549-00		DOUBLER - Lower cockpit	2	
-34	66609-00	B	SCOOP - Cabin air exhaust	1	28-10720 to 28-11039 inclusive
	66609-00	CG	SCOOP - Cabin air exhaust	1	28-25000 and up
-35	65130-00	B	DOUBLER - Forward lower cockpit, left	1	28-10003 to 28-10719 inclusive
	68569-00	B	DOUBLER - Forward lower cockpit, left	1	28-10720 to 28-11039 inclusive
-36	65556-00	B	DOUBLER - Lower cockpit air scoop	1	28-10720 to 28-11039 inclusive
	65556-00	CK	DOUBLER - Lower cockpit air scoop	1	28-25000 and up
	65556-02	C	DOUBLER - Lower cockpit air scoop (less 4" hole)	1	28-7125472 and up
-37	66679-00	C	COVER PLATE - Doublers assembly	2	28-25000 and up
-38	68584-00	C	GASKET - Cover plate	2	28-25000 and up
-39	62660-00	EF	LOWER COCKPIT ASSEMBLY - Aft	1	
	62660-12	BE	LOWER COCKPIT ASSEMBLY - Aft	1	
	62277-00	CE	LOWER COCKPIT ASSEMBLY - Aft	1	28-20002 to 28-24999 inclusive
	62277-02	CE	LOWER COCKPIT ASSEMBLY - Aft	1	28-25000 to 28-7125651 inclusive
	62277-03	CE	LOWER COCKPIT ASSEMBLY - Aft	1	28-7225001 and up
-40	62660-06	BF	SKIN ASSEMBLY - Bottom center	1	
	62660-06	C	SKIN ASSEMBLY - Bottom center	1	28-20002 to 28-20909 inclusive
	62660-13	C	SKIN ASSEMBLY - Rear bottom center	1	28-20910 and up
-41	62660-04		SKIN - Rear left, bottom	1	
	62660-05		SKIN - Rear right, bottom	1	
-42	65384-00	CD	STEP ASSEMBLY	1	

A - Used on PA-28-140 with serial numbers 28-20002 and up, PA-28-150, PA-28-160 and PA-28-180 with serial numbers 28-1 to 28-4377 inclusive and PA-28-235 with serial numbers 28-10003 to 28-11039 inclusive.

B - Used on PA-28-235 airplanes only.

C - Used on PA-28-140 airplanes only.

D - Used on PA-28-150, PA-28-160 and PA-28-180 with serial numbers 28-1521 to 28-4377 inclusive and PA-28-235 with serial numbers 28-10233 to 28-11039 inclusive.

E - See Figure 14 for component parts.

F - Used on PA-28-150, PA-28-160 and PA-28-180 only.

G - See Figure 32D if Cabin Overhead Air Vent Installation is made.

H - Used on PA-28-150, PA-28-160 and PA-28-180 with serial numbers 28-1 to 28-2477 inclusive and PA-28-235 with serial numbers 28-10003 to 28-10675 inclusive.

J - Used on PA-28-140 with serial numbers 28-25000 and up, PA-28-150, PA-28-160 and PA-28-180 with serial numbers 28-2478 to 28-4377 inclusive and PA-28-235 with serial numbers 28-10676 to 28-11039 inclusive.

K - Order Part No. 65556-02 if Air Conditioning is installed.

When ordering, always specify Part Number, Description and Serial Number of Aircraft

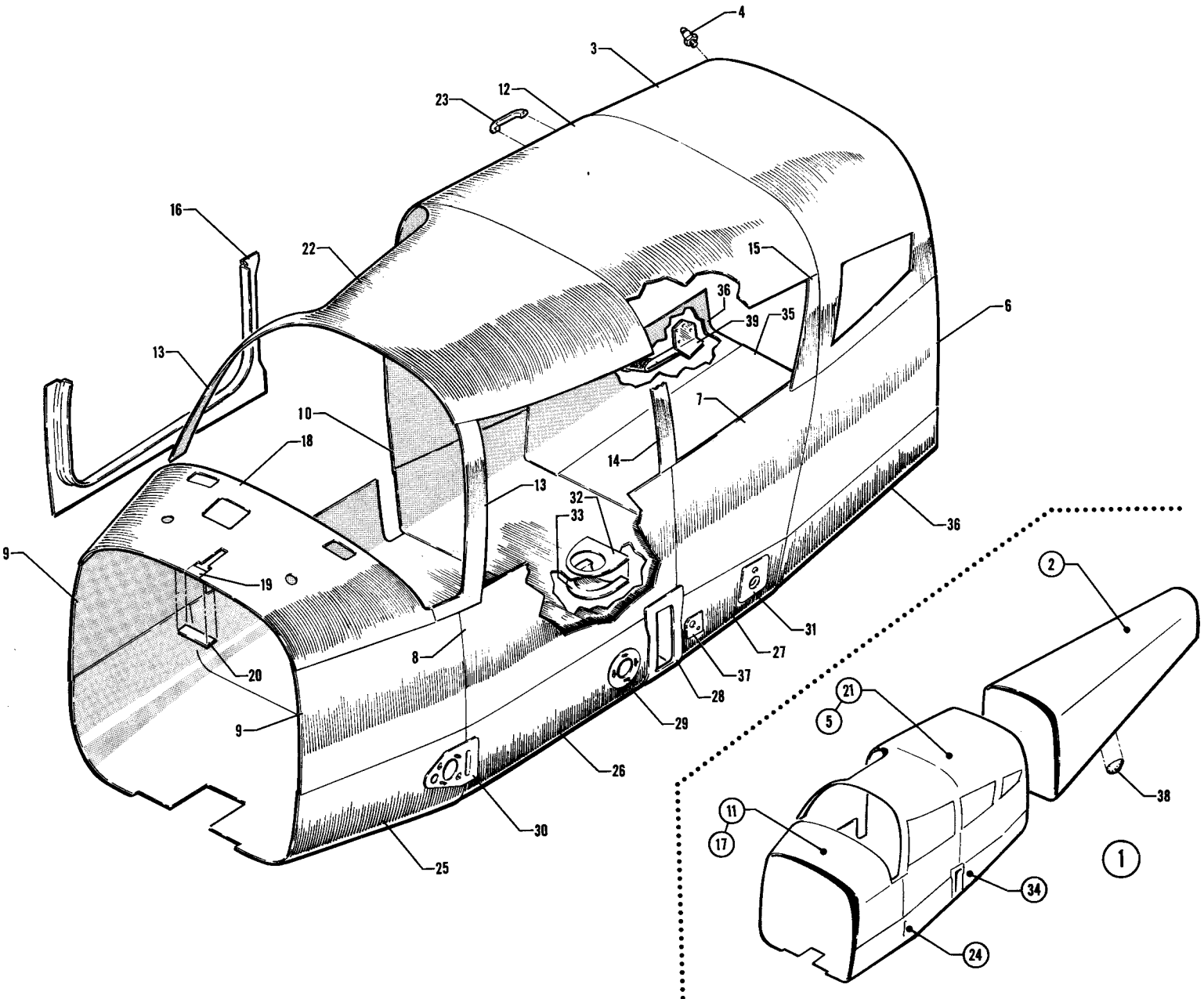


Figure 9. Complete Fuselage

(PA-28-180 - Serial Nos. 28-4378 and up)

(PA-28-180 - Serial Nos. 28-30005 to 28-30481 inclusive, 28-30483 and up)

(PA-28-235 - Serial Nos. 28-11040 and up)

(PA-28R-200 - Serial Nos. 28-30482, 28-35001 and up)



Figure and Index Number	Part Number	Code	NOMENCLATURE	No. Req.	SERIAL NUMBERS AFFECTED
9-	67007 76110	K G	DRAWING - Fuselage Assembly (Complete) DRAWING - Fuselage Assembly (Complete)		28-7235001 and up
-1	67250-00 67250-07 67250-09 67250-11 76111-00 65830-00 65830-06 65830-10 65830-14 65830-18 65830-04 65830-08 65830-12 65830-16	J B E H G C C C C C D D D D	FUSELAGE ASSEMBLY FUSELAGE ASSEMBLY FUSELAGE ASSEMBLY FUSELAGE ASSEMBLY FUSELAGE ASSEMBLY FUSELAGE ASSEMBLY FUSELAGE ASSEMBLY FUSELAGE ASSEMBLY FUSELAGE ASSEMBLY FUSELAGE ASSEMBLY FUSELAGE ASSEMBLY FUSELAGE ASSEMBLY FUSELAGE ASSEMBLY FUSELAGE ASSEMBLY	1 1 1 1 1 1 1 1 1 1 1 1 1 1	28-7235001 and up 28-4378 to 28-4877 inclusive 28-4878 to 28-5600 inclusive 28-5601 to 28-5869 inclusive 28-7105001 to 28-7105244 inclusive 28-7205001 and up 28-11040 to 28-11300 inclusive 28-11301 to 28-11393 inclusive 28-7110001 to 28-7110042 inclusive 28-7210001 and up
-2	99466-05	F	AFT SECTION - Fuselage	1	
-3	67250-03		SKIN - Cockpit, top rear	1	
-4	487 674		STUD - Fastener (#XX16362 x 3/8)	1	
-5	67250-02 67250-08 67250-10 67250-12 76111-02 65830-02 65830-07 65830-11 65830-15 65830-19 65830-05 65830-09 65830-13 65830-17	J B E H G C C C C C D D D D	COCKPIT ASSEMBLY - Fuselage COCKPIT ASSEMBLY - Fuselage COCKPIT ASSEMBLY - Fuselage COCKPIT ASSEMBLY - Fuselage COCKPIT ASSEMBLY - Fuselage COCKPIT ASSEMBLY - Fuselage COCKPIT ASSEMBLY - Fuselage COCKPIT ASSEMBLY - Fuselage COCKPIT ASSEMBLY - Fuselage COCKPIT ASSEMBLY - Fuselage COCKPIT ASSEMBLY - Fuselage COCKPIT ASSEMBLY - Fuselage COCKPIT ASSEMBLY - Fuselage COCKPIT ASSEMBLY - Fuselage	1 1 1 1 1 1 1 1 1 1 1 1 1 1	28-7235001 and up 28-4378 to 28-4877 inclusive 28-4878 to 28-5600 inclusive 28-5601 to 28-5869 inclusive 28-7105001 to 28-7105244 inclusive 28-7205001 and up 28-11040 to 28-11300 inclusive 28-11301 to 28-11393 inclusive 28-7110001 to 28-7110042 inclusive 28-7210001 and up
<p>A - Used on PA-28-180 with serial numbers 28-4378 and up, PA-28-235 with serial numbers 28-11040 and up, PA-28R-180 and PA-28R-200 airplanes.</p> <p>B - Used on PA-28R-180 with serial numbers 28-30679 to 28-31250 inclusive and PA-28R-200 with serial numbers 28-30482, 28-35001 to 28-35600 inclusive.</p> <p>C - Used on PA-28-180 airplanes only.</p> <p>D - Used on PA-28-235 airplanes only.</p> <p>E - Used on PA-28R-180 with serial numbers 28-31251 to 28-31279 inclusive and PA-28R-200 with serial numbers 28-35601 to 28-35830 inclusive.</p> <p>F - See Figure 15 for component parts.</p> <p>G - Used on PA-28R-200 airplanes only.</p> <p>H - Used on PA-28R-180 with serial numbers 28-7130001 to 28-7130019 inclusive, and PA-28R-200 with serial numbers 28-7135001 to 28-7135238 inclusive.</p> <p>J - Used on PA-28R-180 with serial numbers 28-30005 to 28-30481 inclusive, 28-30483 to 28-30678 inclusive.</p> <p>K - Used on PA-28-180 with serial numbers 28-4378 and up, PA-28-235 with serial numbers 28-11040 and up, PA-28R-180 with serial numbers 28-30005 to 28-7130019 inclusive, and PA-28R-200 with serial numbers 28-30482, 28-35001 to 28-7135238 inclusive.</p>					

When ordering, always specify Part Number, Description and Serial Number of Aircraft





Figure and Index Number	Part Number	Code	NOMENCLATURE	No. Req.	SERIAL NUMBERS AFFECTED
9-6	67250-04		SKIN - Cockpit, left rear	1	
-7	67250-06	B	SKIN - Cockpit, left side	1	
	65830-03	DH	SKIN - Cockpit, left side	1	
-8	65611-04	K	SKIN - Cockpit, left side	1	
	76111-03	E	SKIN - Cockpit, left side	1	28-7235001 and up
-9	65611-07		SKIN - Cockpit, left front	1	
	65611-06		SKIN - Cockpit, right front	1	
-10	67250-05		SKIN - Cockpit, right side	1	
-11	67251-00	G	UPPER COCKPIT ASSEMBLY - Fuselage	1	
	67251-12	J	UPPER COCKPIT ASSEMBLY - Fuselage	1	
	67251-14	F	UPPER COCKPIT ASSEMBLY - Fuselage	1	
	99390-02	C	UPPER COCKPIT ASSEMBLY - Fuselage	1	
	76130-00	E	UPPER COCKPIT ASSEMBLY - Fuselage	1	28-7235001 and up
	67251-09	H	UPPER COCKPIT ASSEMBLY - Fuselage	1	28-4378 to 28-4877 inclusive
	67251-13	H	UPPER COCKPIT ASSEMBLY - Fuselage	1	28-4878 to 28-5600 inclusive
	67251-15	H	UPPER COCKPIT ASSEMBLY - Fuselage	1	28-5601 to 28-5869 inclusive
	99390-00	H	UPPER COCKPIT ASSEMBLY - Fuselage	1	28-7105001 to 28-7105244 inclusive
	99390-06	H	UPPER COCKPIT ASSEMBLY - Fuselage	1	28-7205001 and up
	69251-00	D	UPPER COCKPIT ASSEMBLY - Fuselage	1	28-11040 to 28-11300 inclusive
	69251-03	D	UPPER COCKPIT ASSEMBLY - Fuselage	1	28-11301 to 28-11393 inclusive
	99389-00	D	UPPER COCKPIT ASSEMBLY - Fuselage	1	28-7110001 to 28-7110042 inclusive
	99389-03	D	UPPER COCKPIT ASSEMBLY - Fuselage	1	28-7210001 and up
-12	67251-05		SKIN - Upper cockpit, top center	1	
-13	62420-22		SKIN - Windshield trim, left side	1	
	62420-11		SKIN - Windshield trim, right side	1	
-14	62490-00		SKIN - Window trim, left side	1	
	62491-00		SKIN - Window trim, right side	1	
-15	67263-00		SKIN ASSEMBLY - Window trim, left side	1	
	67263-01		SKIN ASSEMBLY - Window trim, right side	1	
-16	62493-00		PAN - Door trim, right side	1	

- A - Used on PA-28-180 with serial numbers 28-4378 and up, PA-28-235 with serial numbers 28-11040 and up, PA-28R-180 and PA-28R-200 airplanes.
- B - Used on PA-28R-180 airplanes only.
- C - Used on PA-28R-180 with serial numbers 28-7130001 to 28-7130013 inclusive, and PA-28R-200 with serial numbers 28-7135001 to 28-7135238 inclusive.
- D - Used on PA-28-235 airplanes only.
- E - Used on PA-28R-200 airplanes only.
- F - Used on PA-28R-180 with serial numbers 28-31251 to 28-31279 inclusive and PA-28R-200 with serial numbers 28-35601 to 28-35830 inclusive.
- G - Used on PA-28R-180 with serial numbers 28-30005 to 28-30481 inclusive, 28-30483 to 28-30678 inclusive.
- H - Used on PA-28-180 airplanes only.
- J - Used on PA-28R-180 with serial numbers 28-30679 to 28-31250 inclusive and PA-28R-200 with serial numbers 28-30482, 28-35001 to 28-35600 inclusive.
- K - Used on PA-28-180 with serial numbers 28-4378 and up, PA-28-235 with serial numbers 28-11040 and up, PA-28R-180 with serial numbers 28-30005 to 28-7130019 inclusive, and PA-28R-200 with serial numbers 28-30482, 28-35001 to 28-7135238 inclusive.

When ordering, always specify Part Number, Description and Serial Number of Aircraft



Figure and Index Number	Part Number	Code	NOMENCLATURE	No. Req.	SERIAL NUMBERS AFFECTED
9-17	67251-02	BG	UPPER COCKPIT ASSEMBLY - Forward	1	
	67251-10	BJ	UPPER COCKPIT ASSEMBLY - Forward	1	
	67251-16	BF	UPPER COCKPIT ASSEMBLY - Forward	1	
	99390-04	BC	UPPER COCKPIT ASSEMBLY - Forward	1	
	76130-02	BK	UPPER COCKPIT ASSEMBLY - Forward	1	28-7235001 and up
	67251-08	EH	UPPER COCKPIT ASSEMBLY - Forward	1	28-4378 to 28-4877 inclusive
	67251-11	EH	UPPER COCKPIT ASSEMBLY - Forward	1	28-4878 to 28-5600 inclusive
	67251-17	EH	UPPER COCKPIT ASSEMBLY - Forward	1	28-5601 to 28-5869 inclusive
	99390-03	EH	UPPER COCKPIT ASSEMBLY - Forward	1	28-7105001 and up
	69251-02	DE	UPPER COCKPIT ASSEMBLY - Forward	1	28-11040 to 28-11300 inclusive
	69251-04	DE	UPPER COCKPIT ASSEMBLY - Forward	1	28-11301 to 28-11393 inclusive
	99389-02	DE	UPPER COCKPIT ASSEMBLY - Forward	1	28-7110001 and up
-18	67251-04	L	SKIN - Forward upper cockpit, top	1	
	99390-05	MN	SKIN - Forward upper cockpit, top	1	
-19	62507-00		FILLER - Forward upper cockpit, top	1	
-20	67251-03		DOUBLER - Forward upper cockpit, top	1	
<p>A - Used on PA-28-180 with serial numbers 28-4378 and up, PA-28-235 with serial numbers 28-11040 and up, PA-28R-180 and PA-28R-200 airplanes.</p> <p>B - See Figure 11 for component parts.</p> <p>C - Used on PA-28R-180 with serial numbers 28-7130001 to 28-7130013 inclusive, and PA-28R-200 with serial numbers 28-7135001 to 28-7135238 inclusive.</p> <p>D - Used on PA-28-235 airplanes only.</p> <p>E - See Figure 10 for component parts.</p> <p>F - Used on PA-28R-180 with serial numbers 28-31251 to 28-31279 inclusive and PA-28R-200 with serial numbers 28-35601 to 28-35830 inclusive.</p> <p>G - Used on PA-28R-180 with serial numbers 28-30005 to 28-30481 inclusive, 28-30483 to 28-30678 inclusive.</p> <p>H - Used on PA-28-180 airplanes only.</p> <p>J - Used on PA-28R-180 with serial numbers 28-30679 to 28-31250 inclusive and PA-28R-200 with serial numbers 28-30482, 28-35001 to 28-35600 inclusive.</p> <p>K - Used on PA-28R-200 airplanes only.</p> <p>L - Used on PA-28-180 with serial numbers 28-4378 to 28-5869 inclusive, PA-28R-180 with serial numbers 28-30005 to 28-30481 inclusive, 28-30483 to 28-31279 inclusive, PA-28R-200 with serial numbers 28-30482, 28-35001 to 28-35830 inclusive and PA-28-235 with serial numbers 28-11040 to 28-11393 inclusive.</p> <p>M - Used on PA-28R-180 with serial numbers 28-7130001 and up and PA-28R-200 with serial numbers 28-7135001 and up.</p> <p>N - Used on PA-28-180 with serial numbers 28-7105001 and up and PA-28-235 with serial numbers 28-7110001 and up.</p>					

When ordering, always specify Part Number, Description and Serial Number of Aircraft



Figure and Index Number	Part Number	Code	NOMENCLATURE	No. Req.	SERIAL NUMBERS AFFECTED
9-21	62873-02	GH	UPPER COCKPIT ASSEMBLY - Center	1	
	62873-08	FG	UPPER COCKPIT ASSEMBLY - Center	1	
	76130-04	GK	UPPER COCKPIT ASSEMBLY - Center	1	28-7235001 and up
	65563-07	EG	UPPER COCKPIT ASSEMBLY - Center	1	28-11040 to 28-11300 inclusive
	65563-08	EG	UPPER COCKPIT ASSEMBLY - Center	1	28-11301 and up
-22	62873-04	L	SKIN - Upper cockpit, top front	1	
	76130-08	K	SKIN - Upper cockpit, top front	1	28-7235001 and up
-23	464 036		HANDLE - Upper cockpit (66537-00)	1	
-24	67252-00	BM	LOWER COCKPIT ASSEMBLY - Fuselage	1	
	67252-05	BJ	LOWER COCKPIT ASSEMBLY - Fuselage	1	
	76112-00	BK	LOWER COCKPIT ASSEMBLY - Fuselage	1	28-7235001 and up
	65600-02	BD	LOWER COCKPIT ASSEMBLY - Fuselage	1	28-4378 to 28-5869 inclusive
	65600-03	BD	LOWER COCKPIT ASSEMBLY - Fuselage	1	28-7105001 to 28-7105244 inclusive
	65600-04	BD	LOWER COCKPIT ASSEMBLY - Fuselage	1	28-7205001 and up
	65534-00	BE	LOWER COCKPIT ASSEMBLY - Fuselage	1	28-11040 to 28-11393 inclusive
	65534-05	BE	LOWER COCKPIT ASSEMBLY - Fuselage	1	28-7110001 to 28-7110042 inclusive
	65534-06	BE	LOWER COCKPIT ASSEMBLY - Fuselage	1	28-7210001 and up
-25	67252-02	C	SKIN - Lower cockpit, front	1	
	76112-02	K	SKIN - Lower cockpit, front	1	28-7235001 and up
	65467-02	D	SKIN - Lower cockpit, front	1	
	65534-04	E	SKIN - Lower cockpit, front	1	
<p>A - Used on PA-28-180 with serial numbers 28-4378 and up, PA-28-235 with serial numbers 28-11040 and up, PA-28R-180 and PA-28R-200 airplanes.</p> <p>B - See Figures 13 and 14 for component parts.</p> <p>C - Used on PA-28R-180 with serial numbers 28-30005 to 28-7130019 inclusive, and PA-28R-200 with serial numbers 28-30482, 28-35001 to 28-7135238 inclusive.</p> <p>D - Used on PA-28-180 airplanes only.</p> <p>E - Used on PA-28-235 airplanes only.</p> <p>F - Used on PA-28-180 with serial numbers 28-5601 and up, PA-28R-180 with serial numbers 28-31251 to 28-7130019 inclusive, and PA-28R-200 with serial numbers 28-35601 to 28-7135238 inclusive.</p> <p>G - See Figure 12 for component parts.</p> <p>H - Used on PA-28-180 with serial numbers 28-4378 to 28-5600 inclusive, PA-28R-180 with serial numbers 28-30005 to 28-30481 inclusive, 28-30483 to 28-31250 inclusive, and PA-28R-200 with serial numbers 28-30482, 28-35001 to 28-35600 inclusive.</p> <p>J - Used on PA-28R-180 with serial numbers 28-7130001 to 28-7130019 inclusive, and PA-28R-200 with serial numbers 28-7135001 to 28-7135238 inclusive.</p> <p>K - Used on PA-28R-200 airplanes only.</p> <p>L - Used on PA-28-180 with serial numbers 28-4378 and up, PA-28-235 with serial numbers 28-11040 and up, PA-28R-180 with serial numbers 28-30005 to 28-7130019 inclusive, and PA-28R-200 with serial numbers 28-30482, 28-35001 to 28-7135238 inclusive.</p> <p>M - Used on PA-28R-180 with serial numbers 28-30005 to 28-30481 inclusive, 28-30483 to 28-31279 inclusive, and PA-28R-200 with serial numbers 28-30482, 28-35001 to 28-35830 inclusive.</p>					

When ordering, always specify Part Number, Description and Serial Number of Aircraft



Figure and Index Number	Part Number	Code	NOMENCLATURE	No. Req.	SERIAL NUMBERS AFFECTED
9-26	65467-03	J	SKIN - Lower cockpit, center front	1	
	76112-03	H	SKIN - Lower cockpit, center front	1	28-7235001 and up
	65534-03	E	SKIN - Lower cockpit, center front	1	
-27	67252-03	C	SKIN - Lower cockpit, center rear	1	
	67252-04	D	SKIN - Lower cockpit, center rear	1	
	65534-02	E	SKIN - Lower cockpit, center rear	1	
-28	62541-00		DOUBLER - Lower cockpit, left	1	
	62541-01		DOUBLER - Lower cockpit, right	1	
-29	68539-00		DOUBLER ASSEMBLY - Lower cockpit	2	
-30	68540-00	G	DOUBLER ASSEMBLY - Lower cockpit, left	1	
	68540-01	G	DOUBLER ASSEMBLY - Lower cockpit, right	1	
	76127-00	H	DOUBLER ASSEMBLY - Lower cockpit	2	28-7235001 and up
-31	62549-00		DOUBLER - Lower cockpit	2	
-32	65556-00	K	DOUBLER - Lower cockpit air scoop	1	
	65556-02	H	DOUBLER - Lower cockpit air scoop (less 4" hole)	1	28-7235001 and up
	65556-02	D	DOUBLER - Lower cockpit air scoop (less 4" hole)	1	28-7205092 and up
-33	66609-00	B	SCOOP - Cabin air exhaust	1	
-34	62660-00	CF	LOWER COCKPIT ASSEMBLY - Aft	1	
	62660-00	DF	LOWER COCKPIT ASSEMBLY - Aft	1	28-7105001 to 28-7105244 inclusive
	62660-15	DF	LOWER COCKPIT ASSEMBLY - Aft	1	28-7205001 and up
	62660-12	EF	LOWER COCKPIT ASSEMBLY - Aft	1	28-10003 to 28-7110042 inclusive
	62660-16	EF	LOWER COCKPIT ASSEMBLY - Aft	1	28-7210001 and up
-35	62660-06		SKIN ASSEMBLY - Lower cockpit, center	1	
-36	62660-04		SKIN - Lower cockpit, left rear	1	
	62660-05		SKIN - Lower cockpit, right rear	1	
-37	68569-00	E	DOUBLER - Lower cockpit, left	1	
-38	63386-00		COVER - Bottom skin	1	
-39	65384-00		STEP ASSEMBLY - Fuselage	1	

- A - Used on PA-28-180 with serial numbers 28-4378 and up, PA-28-235 with serial numbers 28-11040 and up, PA-28R-180 and PA-28R-200 airplanes.
- B - See Figure 32D if Cabin Overhead Air Vent Installation is made.
- C - Used on PA-28R-180 and PA-28R-200 airplanes only.
- D - Used on PA-28-180 airplanes only.
- E - Used on PA-28-235 airplanes only.
- F - See Figure 14 for component parts.
- G - Used on PA-28-180 with serial numbers 28-4378 and up, PA-28-235 with serial numbers 28-11040 and up, PA-28R-180 with serial numbers 28-30005 to 28-7130019 inclusive, and PA-28R-200 with serial numbers 28-30482, 28-35001 to 28-7135238 inclusive.
- H - Used on PA-28R-200 airplanes only.
- J - Used on PA-28-180 with serial numbers 28-4378 and up, PA-28R-180 with serial numbers 28-30005 to 28-7130019 inclusive, and PA-28R-200 with serial numbers 28-30482, 28-35001 to 28-7135238 inclusive.
- K - Order Part No. 65556-02 if air conditioning is installed.

When ordering, always specify Part Number, Description and Serial Number of Aircraft

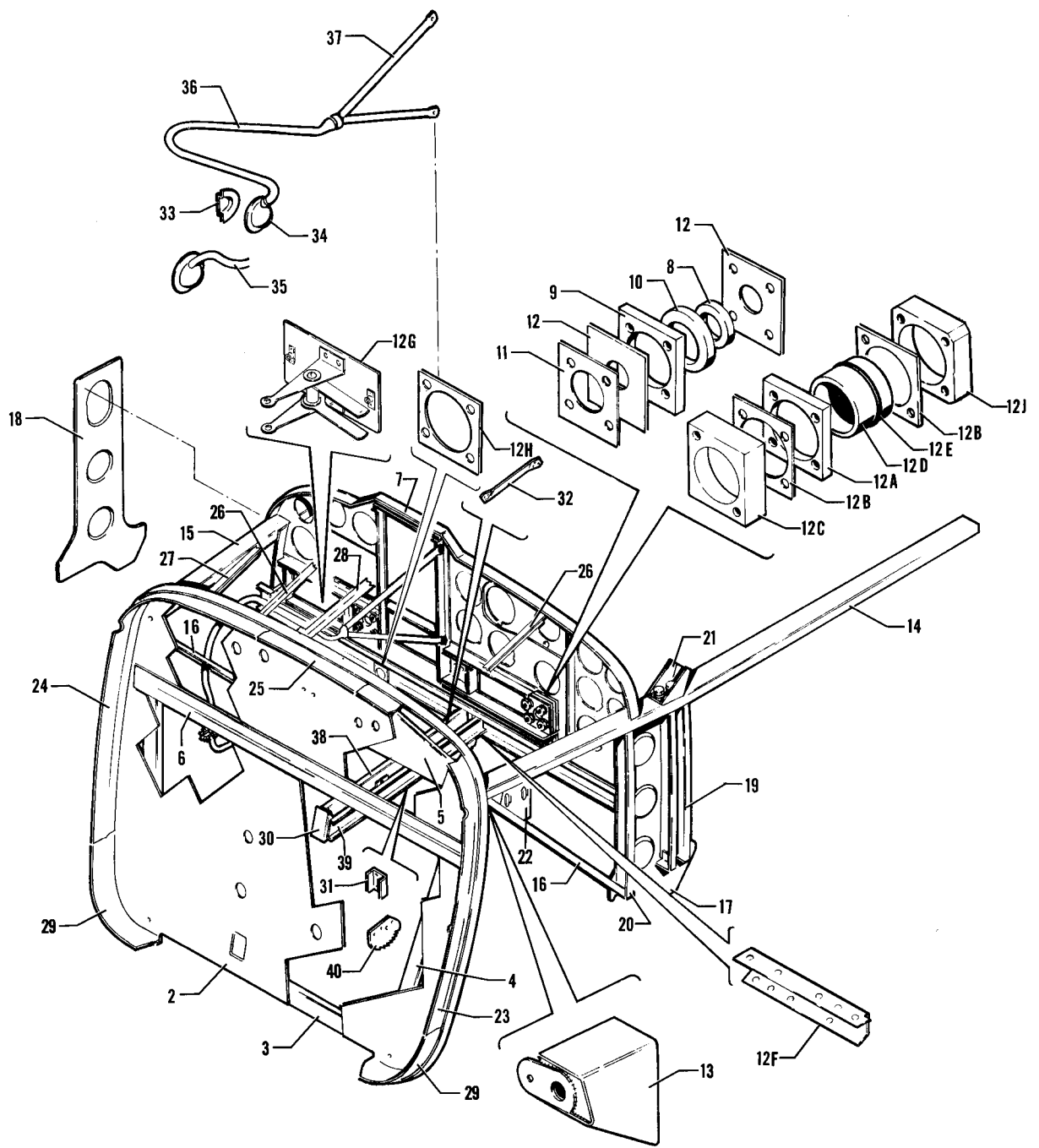


Figure 10. Upper Forward Cockpit Assembly

**INTENTIONALLY LEFT BLANK**



Figure and Index Number	Part Number	Code	NOMENCLATURE	No. Req.	SERIAL NUMBERS AFFECTED
10-1	62420-14	B	UPPER COCKPIT ASSEMBLY - Forward	1	
	62420-21	D	UPPER COCKPIT ASSEMBLY - Forward	1	28-21846 to 28-21930 inclusive,
	66699-02	D	UPPER COCKPIT ASSEMBLY - Forward	1	28-21935 to 28-24999 inclusive
	66699-07	D	UPPER COCKPIT ASSEMBLY - Forward	1	28-25000 to 28-26400 inclusive
	99388-02	D	UPPER COCKPIT ASSEMBLY - Forward	1	28-26401 to 28-26956 inclusive
	62375-06	A	UPPER COCKPIT ASSEMBLY - Forward	1	28-7125001 and up
	62375-11	A	UPPER COCKPIT ASSEMBLY - Forward	1	28-1761 to 28-3377 inclusive
	65088-02	C	UPPER COCKPIT ASSEMBLY - Forward	1	28-3378 to 28-4377 inclusive
	65443-04	C	UPPER COCKPIT ASSEMBLY - Forward	1	28-10003 to 28-10486 inclusive
	65563-02	C	UPPER COCKPIT ASSEMBLY - Forward	1	28-10487 to 28-10719 inclusive
	67251-08	E	UPPER COCKPIT ASSEMBLY - Forward	1	28-10720 to 28-11039 inclusive
	69251-02	C	UPPER COCKPIT ASSEMBLY - Forward	1	28-4378 to 28-4877 inclusive
	69251-04	C	UPPER COCKPIT ASSEMBLY - Forward	1	28-11040 to 28-11300 inclusive
	99389-02	C	UPPER COCKPIT ASSEMBLY - Forward	1	28-11301 to 28-11393 inclusive
	67251-11	E	UPPER COCKPIT ASSEMBLY - Forward	1	28-7110001 and up
	67251-17	E	UPPER COCKPIT ASSEMBLY - Forward	1	28-4878 to 28-5600 inclusive
	99390-03	E	UPPER COCKPIT ASSEMBLY - Forward	1	28-5601 to 28-5869 inclusive
-2	63284-00	A	FRAME ASSEMBLY - Firewall	1	28-7105001 and up
	63284-02	A	FRAME ASSEMBLY - Firewall	1	28-1 to 28-1520 inclusive
	63284-02	D	FRAME ASSEMBLY - Firewall	1	28-1521 to 28-1760 inclusive
	65111-00	C	FRAME ASSEMBLY - Firewall	1	28-20002 to 28-20520 inclusive
	62319-00	A	FRAME ASSEMBLY - Firewall	1	28-10003 to 28-10486 inclusive
	62319-03	A	FRAME ASSEMBLY - Firewall	1	28-1761 to 28-3377 inclusive
	65111-02	C	FRAME ASSEMBLY - Firewall	1	28-3378 to 28-4377 inclusive
	65547-00	C	FRAME ASSEMBLY - Firewall	1	28-10487 to 28-10719 inclusive
	63462-00	D	FRAME ASSEMBLY - Firewall	1	28-10720 to 28-11039 inclusive
				1	28-20521 to 28-21845 inclusive,
				1	28-21931 to 28-21935 inclusive
	63462-02	D	FRAME ASSEMBLY - Firewall	1	28-21846 to 28-21930 inclusive,
				1	28-21935 to 28-22095 inclusive
	63462-03	D	FRAME ASSEMBLY - Firewall	1	28-22096 to 28-24999 inclusive
	66706-00	D	FRAME ASSEMBLY - Firewall	1	28-25000 and up
	65845-00	E	FRAME ASSEMBLY - Firewall	1	28-4378 to 28-4877 inclusive
65845-02	E	FRAME ASSEMBLY - Firewall	1	28-4878 and up	
69250-00	C	FRAME ASSEMBLY - Firewall	1	28-11040 and up	

A - Used on PA-28-150, PA-28-160 and PA-28-180 only.  
 B - Used on PA-28-150, PA-28-160 and PA-28-180 with serial numbers 28-1 to 28-1760 inclusive, and PA-28-140 with serial numbers 28-20002 to 28-21845 inclusive.  
 C - Used on PA-28-235 airplanes only.  
 D - Used on PA-28-140 airplanes only.  
 E - Used on PA-28-180 airplanes only.

When ordering, always specify Part Number, Description and Serial Number of Aircraft



Figure and Index Number	Part Number	Code	NOMENCLATURE	No. Req.	SERIAL NUMBERS AFFECTED
10-3	62438-00		CHANNEL - Upper cockpit assembly, firewall	1	
-4	62435-00	E	CHANNEL - Upper cockpit, firewall, left	1	
	62435-01	E	CHANNEL - Upper cockpit, firewall, right	1	
	63436-00	A	CHANNEL - Upper cockpit, firewall, left	1	
	63436-01	A	CHANNEL - Upper cockpit, firewall, right	1	
-5	62439-00	B	BEAM - Upper cockpit, firewall	1	
	67266-02	D	BEAM - Upper cockpit, firewall	1	28-25000 and up
	65555-00	C	BEAM - Upper cockpit, firewall	1	28-10720 to 28-11039 inclusive
	67266-00	F	BEAM - Upper cockpit, firewall	1	28-4378 to 28-4877 inclusive
	67266-02	F	BEAM - Upper cockpit, firewall	1	28-4878 and up
	67266-02	C	BEAM - Upper cockpit, firewall	1	28-11040 and up
-6	63423-00	G	CHANNEL ASSEMBLY - Toe brake reinforcement	1	
	63423-04	D	CHANNEL ASSEMBLY - Toe brake reinforcement	1	28-25000 and up
	63423-04	F	CHANNEL ASSEMBLY - Toe brake reinforcement	1	28-4378 and up
	63423-04	C	CHANNEL ASSEMBLY - Toe brake reinforcement	1	28-11040 and up

A - Used on PA-28-150, PA-28-160 and PA-28-180 only.  
 B - Used on PA-28-140 with serial numbers 28-20002 to 28-24999 inclusive, PA-28-150, PA-28-160 and PA-28-180 with serial numbers 28-1 to 28-4377 inclusive, PA-28-235 with serial numbers 28-10003 to 28-10719 inclusive.  
 C - Used on PA-28-235 airplanes only.  
 D - Used on PA-28-140 airplanes only.  
 E - Used on PA-28-140 with serial numbers 28-20002 to 28-20520 inclusive, PA-28-235 with serial numbers 28-10003 to 28-10486 inclusive, and PA-28-150, PA-28-160 and PA-28-180 with serial numbers 28-1 to 28-1760 inclusive.  
 F - Used on PA-28-180 airplanes only.  
 G - Used on PA-28-140 with serial numbers 28-20521 to 28-24999 inclusive, PA-28-150, PA-28-160 and PA-28-180 with serial numbers 28-1761 to 28-4377 inclusive, and PA-28-235 with serial numbers 28-10487 to 28-11039 inclusive.

When ordering, always specify Part Number, Description and Serial Number of Aircraft





Figure and Index Number	Part Number	Code	NOMENCLATURE	No. Req.	SERIAL NUMBERS AFFECTED
10-7	62521-14		PANEL ASSEMBLY - Instrument	1	28-1 to 28-1230 inclusive
	62154-00	A	PANEL ASSEMBLY - Instrument	1	28-1231 to 28-1760 inclusive
	62154-00	D	PANEL ASSEMBLY - Instrument	1	28-20002 to 28-24999 inclusive
	67120-04	D	PANEL ASSEMBLY - Instrument	1	28-25000 to 28-26400 inclusive
	67120-07	D	PANEL ASSEMBLY - Instrument	1	28-26401 to 28-26956 inclusive
	67120-11	D	PANEL ASSEMBLY - Instrument	1	28-7125001 and up
	65140-00	C	PANEL ASSEMBLY - Instrument	1	28-10003 to 28-10486 inclusive
	62881-00	C	PANEL ASSEMBLY - Instrument	1	28-10487 to 28-10660 inclusive
	62881-00	A	PANEL ASSEMBLY - Instrument	1	28-1761 to 28-2422 inclusive
	63765-00	C	PANEL ASSEMBLY - Instrument	1	28-10661 to 28-10719 inclusive
	63765-02	C	PANEL ASSEMBLY - Instrument	1	28-10720 to 28-11039 inclusive
	63765-00	A	PANEL ASSEMBLY - Instrument	1	28-2423 to 28-3377 inclusive
	63765-03	A	PANEL ASSEMBLY - Instrument	1	28-3378 to 28-4377 inclusive
	67120-02	H	PANEL ASSEMBLY - Instrument	1	
	67120-06	E	PANEL ASSEMBLY - Instrument	1	
	67120-10	J	PANEL ASSEMBLY - Instrument	1	
-8	62788-00		BUSHING - Control wheel "150" and "160"	2	28-1 to 28-840 inclusive
	62870-00	B	BUSHING - Control wheel "150" and "160"	2	
-9	62869-00	B	PLATE - Control wheel	2	
-10	62871-00	B	SPACER - Control wheel	2	
-11	62521-09	G	PLATE - Control wheel	2	
-12	62521-15	G	WASHER - Control wheel	2	
-12a	68272-02	F	PLATE - Control wheel	2	
-12b	68272-03	F	PLATE - Control wheel	4	
-12c	68272-04	F	PLATE - Control wheel	2	
-12d	68273-02	F	BUSHING - Control wheel	2	
-12e	484 792	F	"O" RING - Control wheel (MS28775-218)	2	
<p>A - Used on PA-28-150, PA-28-160 and PA-28-180 only.                      B - Used on PA-28-150 and PA-28-160 with serial numbers 28-841 to 28-3377 inclusive, PA-28-180 with serial numbers 28-671 to 28-3377 inclusive, PA-28-140 with serial numbers 28-20002 to 28-24999 inclusive, and PA-28-235 with serial numbers 28-10003 to 28-10719 inclusive.                      C - Used on PA-28-235 airplanes only.                      D - Used on PA-28-140 airplanes only.                      E - Used on PA-28-180 with serial numbers 28-5601 to 28-5869 inclusive, and PA-28-235 with serial numbers 28-11301 to 28-11393 inclusive.                      F - Used on PA-28-140 with serial numbers 28-25000 and up, PA-28-150, PA-28-160 and PA-28-180 with serial numbers 28-3378 and up, and PA-28-235 with serial numbers 28-10720 and up.                      G - Used on PA-28-150, PA-28-160 and PA-28-180 with serial numbers 28-1 to 28-3377 inclusive, PA-28-235 with serial numbers 28-10003 to 28-10719 inclusive, and PA-28-140 with serial numbers 28-20002 to 28-24999 inclusive.                      H - Used on PA-28-180 with serial numbers 28-4378 to 28-5600 inclusive, and PA-28-235 with serial numbers 28-11040 to 28-11300 inclusive.                      J - Used on PA-28-180 with serial numbers 28-7105001 and up, and PA-28-235 with serial numbers 28-7110001 and up.</p>					

When ordering, always specify Part Number, Description and Serial Number of Aircraft

PA-28-140  
PA-28-150  
PA-28-160  
PA-28-180  
PA-28-235



Figure and Index Number	Part Number	Code	NOMENCLATURE	No. Req.	SERIAL NUMBERS AFFECTED
10-12f	67125-00	H	CHANNEL - Hand brake	1	
-12g	67390-03	F	CONTROL ASSEMBLY - Heat and defroster	1	28-4378 to 28-4877 inclusive
	69283-03	J	CONTROL ASSEMBLY - Heat and defroster	1	
	99019-02	E	CONTROL ASSEMBLY - Heat and defroster	1	
-12h	66695-00	D	RETAINER - Instrument	1	28-25000 and up
-12j	66931-00	K	PLATE - Control wheel lock	1	
-13	62425-00		FITTING - Engine mount center, left	1	
	62425-01		FITTING - Engine mount center, right	1	
-14	62472-00	A	LONGERON - Upper, left	1	28-1 to 28-4377 inclusive
	62472-00	D	LONGERON - Upper, left	1	
	62472-00	C	LONGERON - Upper, left	1	28-10003 to 28-10719 inclusive
	65571-00	C	LONGERON - Upper, left	1	28-10720 and up
	65571-00	F	LONGERON - Upper, left	1	28-4378 and up
-15	62473-00		LONGERON - Upper, right, front	1	
-16	62485-00		CHANNEL - Left	1	
	62485-01		CHANNEL - Right	1	
-17	62498-00		WEB - Fuselage, left side	1	
-18	62499-00		WEB - Fuselage, right side	1	
-19	62653-00		FRAME ASSEMBLY - Upper forward cockpit, left, Sta. 73	1	
-20	62674-00	A	ZEE - Upper forward cockpit, left	1	28-1 to 28-4377 inclusive
	62674-00	D	ZEE - Upper forward cockpit, left	1	28-20002 to 28-24999 inclusive
	62674-00	C	ZEE - Upper forward cockpit, left	1	28-10003 to 28-11039 inclusive
	62674-02	H	ZEE - Upper forward cockpit, left	1	
	62674-01		ZEE - Upper forward cockpit, right	1	
-21	62522-00		FITTING - Upper forward cockpit, Sta. 73	1	
-22	63275-00	B	PLATE ASSEMBLY - Voltage regulator support, left	1	
	66541-00	G	PLATE ASSEMBLY - Voltage regulator support, left	1	
			A - Used on PA-28-150, PA-28-160 and PA-28-180 only.		
			B - Used on PA-28-140 with serial numbers 28-20002 to 28-24999 inclusive, PA-28-150, PA-28-160 and PA-28-180 with serial numbers 28-1 to 28-3377 inclusive, and PA-28-235 with serial numbers 28-10003 to 28-10719 inclusive.		
			C - Used on PA-28-235 airplanes only.		
			D - Used on PA-28-140 airplanes only.		
			E - Used on PA-28-140 with serial numbers 28-7125001 and up, PA-28-180 with serial numbers 28-7105001 and up, and PA-28-235 with serial numbers 28-7110001 and up.		
			F - Used on PA-28-180 airplanes only.		
			G - Used on PA-28-150, PA-28-160 and PA-28-180 with serial numbers 28-1 to 28-3377 inclusive, PA-28-235 with serial numbers 28-10003 to 28-10719 inclusive, and PA-28-140 with serial numbers 28-20002 to 28-24999 inclusive.		
			H - Used on PA-28-140 with serial numbers 28-25000 and up, PA-28-180 with serial numbers 28-4378 and up, and PA-28-235 with serial numbers 28-11040 and up.		
			J - Used on PA-28-140 with serial numbers 28-25000 to 28-26956 inclusive, PA-28-180 with serial numbers 28-4878 to 28-5869 inclusive, and PA-28-235 with serial numbers 28-11040 to 28-11393 inclusive.		
			K - Used on PA-28-140 with serial numbers 28-26401 and up, PA-28-180 with serial numbers 28-5601 and up, and PA-28-235 with serial numbers 28-11301 and up.		

When ordering, always specify Part Number, Description and Serial Number of Aircraft

PA-28-140  
PA-28-150  
PA-28-160  
PA-28-180  
PA-28-235



Figure and Index Number	Part Number	Code	NOMENCLATURE	No. Req.	SERIAL NUMBERS AFFECTED
10-23	65134-02	C	FLANGE - Nose cowl attaching, left	1	28-10003 to 28-10486 inclusive
	65134-02	A	FLANGE - Nose cowl attaching, left	1	28-1761 and up
	65458-02	C	FLANGE - Nose cowl attaching, left	1	28-10487 and up
-24	65134-03	C	FLANGE - Nose cowl attaching, right	1	28-10003 to 28-10486 inclusive
	65134-03	A	FLANGE - Nose cowl attaching, right	1	28-1761 and up
	65458-03	C	FLANGE - Nose cowl attaching, right	1	28-10487 and up
-25	65134-04	C	FLANGE - Nose cowl attaching, top	1	28-10003 to 28-10486 inclusive
	65134-04	A	FLANGE - Nose cowl attaching, top	1	28-1761 and up
	65458-04	C	FLANGE - Nose cowl attaching, top	1	28-10487 and up
-26	67259-02	D	ANGLE - Stiffener, upper forward cockpit	2	28-25000 and up
-27	67258-00	D	ANGLE - Stiffener, upper forward cockpit	1	28-25000 and up
-28	67260-00	H	ANGLE - Stiffener, upper forward cockpit	1	
-29	65134-06	A	FLANGE - Nose cowl attaching, bottom, left	1	28-1761 and up
	65134-06	C	FLANGE - Nose cowl attaching, bottom, left	1	28-10003 to 28-10486 inclusive
	65458-06	C	FLANGE - Nose cowl attaching, bottom, left	1	28-10487 and up
	65134-05	A	FLANGE - Nose cowl attaching, bottom, right	1	28-1761 and up
	65134-05	C	FLANGE - Nose cowl attaching, bottom, right	1	28-10003 to 28-10486 inclusive
	65458-05	C	FLANGE - Nose cowl attaching, bottom, right	1	28-10487 and up
-30	62648-00	G	CHANNEL - Brake support, forward	1	
	67139-00	E	CHANNEL - Brake support, forward	1	
-31	62649-00	G	CHANNEL - Brake support, aft	1	
	67140-00	E	CHANNEL - Brake support, aft	1	
-32	62153-00	F	BRACE - Ash receiver box	1	
-33	22482-00	BW	SCOOP - Air, AutoFlite cooling	1	
-34	63218-00	B	BOX ASSEMBLY - Ventilator, AutoFlite cooling	1	

A - Used on PA-28-150, PA-28-160 and PA-28-180 only.  
 B - Used on PA-28-140 with serial numbers 28-20002 to 28-24999 inclusive, PA-28-150, PA-28-160 and PA-28-180 with serial numbers 28-1 to 28-2477 inclusive, and PA-28-235 with serial numbers 28-10003 to 28-10675 inclusive.  
 C - Used on PA-28-235 airplanes only.  
 D - Used on PA-28-140 airplanes only.  
 E - Used on PA-28-180 with serial numbers 28-4378 and up, PA-28-235 with serial numbers 28-11040 and up, and PA-28-140 with serial numbers 28-25000 and up.  
 F - Used on PA-28-150, PA-28-160 and PA-28-180 with serial numbers 28-1231 to 28-1760 inclusive, and PA-28-140 with serial numbers 28-20002 to 28-24999 inclusive.  
 G - Used on PA-28-150, PA-28-160 and PA-28-180 with serial numbers 28-251 to 28-4377 inclusive, PA-28-235 with serial numbers 28-10003 to 28-11039 inclusive, and PA-28-140 with serial numbers 28-20002 to 28-24999 inclusive.  
 H - Used on PA-28-140 with serial numbers 28-25000 to 28-26956 inclusive, PA-28-180 with serial numbers 28-4378 to 28-5869 inclusive, and PA-28-235 with serial numbers 28-11040 to 28-11393 inclusive.  
 W - These parts must be ordered from Service Spares Department, Piper Aircraft, Lock Haven, Penna.

When ordering, always specify Part Number, Description and Serial Number of Aircraft

PA-28-140  
 PA-28-150  
 PA-28-160  
 PA-28-180  
 PA-28-235



Figure and Index Number	Part Number	Code	NOMENCLATURE	No. Req.	SERIAL NUMBERS AFFECTED
10-35	63633-15		HOSE - AutoFlite cooling (12")	1	28-1 to 28-1230 inclusive
	63633-14	C	HOSE - Radio cooling (28 1/2")	1	
	63633-25	D	HOSE - Radio cooling (33")	1	
-36	13586-80	E	TUBE - Radio cooling	1	
	63633-47	A	HOSE - Radio cooling	1	
-37	63220-00	C	TUBE ASSEMBLY - Radio cooling	1	28-251 and up
	62940-00	D	TUBE ASSEMBLY - Radio cooling	1	
	68098-05	E	TUBE ASSEMBLY - Radio cooling	1	
	67469-00	A	TUBE ASSEMBLY - Radio cooling	1	
-38	62698-00	B	CHANNEL ASSEMBLY - Brake support, right	1	
	67138-00	A	CHANNEL ASSEMBLY - Brake support, right	1	
-39	62699-04	B	CHANNEL ASSEMBLY - Brake support, left	1	
	67137-00	A	CHANNEL ASSEMBLY - Brake support, left	1	
-40	63354-00		RATCHET - Brake handle	1	
			A - Used on PA-28-180 with serial numbers 28-4378 and up, PA-28-235 with serial numbers 28-11040 and up, and PA-28-140 with serial numbers 28-25000 and up.		
			B - Used on PA-28-150, PA-28-160 and PA-28-180 with serial numbers 28-251 to 28-4377 inclusive, PA-28-235 with serial numbers 28-10003 to 28-11039 inclusive, and PA-28-140 with serial numbers 28-20002 to 28-24999 inclusive.		
			C - Used on PA-28-150, PA-28-160 and PA-28-180 with serial numbers 28-1 to 28-1760 inclusive, PA-28-235 with serial numbers 28-10003 to 28-10486 inclusive, and PA-28-140 with serial numbers 28-20002 to 28-24999 inclusive.		
			D - Used on PA-28-150, PA-28-160 and PA-28-180 with serial numbers 28-1761 to 28-2477 inclusive, and PA-28-235 with serial numbers 28-10487 to 28-10675 inclusive.		
			E - Used on PA-28-150, PA-28-160 and PA-28-180 with serial numbers 28-2478 to 28-4377 inclusive, and PA-28-235 with serial numbers 28-10676 to 28-11039 inclusive.		

When ordering, always specify Part Number, Description and Serial Number of Aircraft

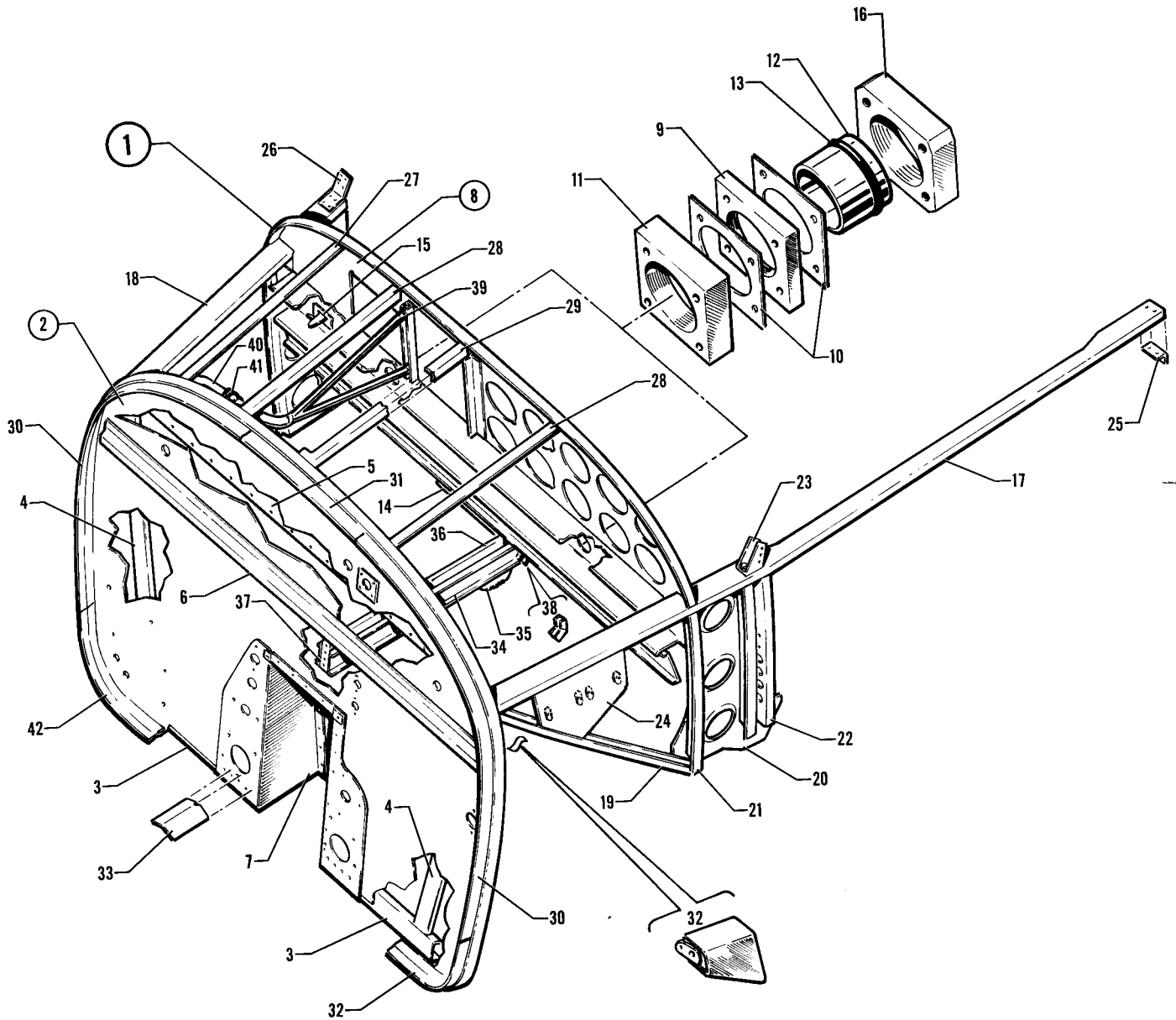


Figure 11. Upper Forward Cockpit Assembly

**INTENTIONALLY LEFT BLANK**



Figure and Index Number	Part Number	Code	NOMENCLATURE	No. Req.	SERIAL NUMBERS AFFECTED
11-1	67251-02	G	UPPER COCKPIT ASSEMBLY - Forward	1	
	67251-10	A	UPPER COCKPIT ASSEMBLY - Forward	1	
	67251-16	F	UPPER COCKPIT ASSEMBLY - Forward	1	
	99390-04	H	UPPER COCKPIT ASSEMBLY - Forward	1	
	76130-02	J	UPPER COCKPIT ASSEMBLY - Forward	1	28-7235001 and up
-2	67253-00	G	FIREWALL ASSEMBLY - Upper cockpit	1	
	67253-02		FIREWALL ASSEMBLY - Upper cockpit	1	28-30679 and up
-3	67257-00		CHANNEL - Firewall, left	1	
	67257-01		CHANNEL - Firewall, right	1	
-4	63436-00		CHANNEL - Firewall, left	1	
	63436-01		CHANNEL - Firewall, right	1	
-5	67266-00	G	BEAM - Firewall	1	
	67266-02		BEAM - Firewall	1	28-30679 and up
-6	63423-04		CHANNEL ASSEMBLY - Firewall	1	
-7	67255-00		WHEEL WELL ASSEMBLY - Firewall	1	
-8	67120-00	C	PANEL ASSEMBLY - Instrument	1	
	67120-05	F	PANEL ASSEMBLY - Instrument	1	
	67120-09	E	PANEL ASSEMBLY - Instrument	1	
-9	68272-02		PLATE - Control wheel	2	
-10	68272-03		PLATE - Control wheel	4	
-11	68272-04		PLATE - Control wheel	2	
-12	68273-02		BUSHING - Control wheel	2	
-13	484 792		"O" RING - Control wheel (MS28775-218)	2	
-14	67125-00		CHANNEL - Hand brake	1	
-15	67390-00	G	CONTROL ASSEMBLY - Heat and defroster	1	
	69283-00	D	CONTROL ASSEMBLY - Heat and defroster	1	
	99018-00	E	CONTROL ASSEMBLY - Heat and defroster	1	
-16	66931-00	B	PLATE - Control wheel lock	1	
			A - Used on PA-28R-180 with serial numbers 28-30679 to 28-31250 inclusive, and PA-28R-200 with serial numbers 28-30482, 28-35001 to 28-35600 inclusive.		
			B - Used on PA-28R-180 with serial numbers 28-31251 and up, and PA-28R-200 with serial numbers 28-35601 and up.		
			C - Used on PA-28R-180 with serial numbers 28-30005 to 28-30481 inclusive, 28-30483 to 28-31250 inclusive, and PA-28R-200 with serial numbers 28-30482, 28-35001 to 28-35600 inclusive.		
			D - Used on PA-28R-180 with serial numbers 28-30679 to 28-31279 inclusive, and PA-28R-200 with serial numbers 28-30482, 28-35001 to 28-35830 inclusive.		
			E - Used on PA-28R-180 with serial numbers 28-7130001 and up, and PA-28R-200 with serial numbers 28-7135001 and up.		
			F - Used on PA-28R-180 with serial numbers 28-31251 to 28-31279 inclusive, and PA-28R-200 with serial numbers 28-35601 to 28-35830 inclusive.		
			G - Used on PA-28R-180 with serial numbers 28-30005 to 28-30481 inclusive, 28-30483 to 28-30678 inclusive.		
			H - Used on PA-28R-180 with serial numbers 28-7130001 to 28-7130019 inclusive, and PA-28R-200 with serial numbers 28-30482, 28-35001 to 28-7135238 inclusive.		
			J - Used on PA-28R-200 airplanes only.		

When ordering, always specify Part Number, Description and Serial Number of Aircraft



Figure and Index Number	Part Number	Code	NOMENCLATURE	No. Req.	SERIAL NUMBERS AFFECTED
11-17	65571-00		LONGERON - Upper forward cockpit, left	1	
-18	62473-00		LONGERON - Upper forward cockpit, right	1	
-19	62485-00		CHANNEL - Upper forward cockpit, left	1	
	62485-01		CHANNEL - Upper forward cockpit, right	1	
-20	62498-00	B	WEB - Upper forward cockpit, left	1	
	76136-00	C	WEB - Upper forward cockpit, left	1	
	62499-00		WEB - Upper forward cockpit, right	1	
-21	62674-02		ZEE - Upper forward cockpit, left	1	
	62674-01		ZEE - Upper forward cockpit, right	1	
-22	62653-00	B	FRAME ASSEMBLY - Upper forward cockpit, left	1	
	62653-03	C	FRAME ASSEMBLY - Upper forward cockpit, left	1	
-23	62522-00		FITTING - Upper forward cockpit, left	1	
-24	66541-00		PLATE ASSEMBLY - Voltage regulator support, left	1	
-25	62506-00	B	CLIP - Upper cockpit, left	1	
-26	62517-00		CLIP - Upper cockpit, right	1	
-27	67258-00		ANGLE - Stiffener, upper forward cockpit	1	
-28	67259-02		ANGLE - Stiffener, upper forward cockpit	1	
-29	67260-00	A	ANGLE - Stiffener, upper forward cockpit	1	
-30	65134-02		FLANGE - Nose cowl attaching, top left	1	
	65134-03		FLANGE - Nose cowl attaching, top right	1	
-31	65134-04		FLANGE - Nose cowl attaching, top center	1	
-32	62425-00		FITTING ASSEMBLY - Engine mount, left	1	
	62425-01		FITTING ASSEMBLY - Engine mount, right	1	
-32a	76135-00	C	SPLICE - Longeron, upper cockpit	1	
-32b	76137-00	C	CHANNEL - Station 73.04	1	
-33	67365-00		SHIELD - Nose wheel hydraulic cylinder	1	
-34	67137-00		CHANNEL ASSEMBLY - Brake support, left	1	
-35	63354-00		RATCHET - Brake handle	1	
-36	67138-00		CHANNEL ASSEMBLY - Brake support, right	1	
-37	67139-00		CHANNEL - Brake support, forward	1	
-38	67140-00		CHANNEL - Brake support, aft	1	
-39	67448-00		TUBE ASSEMBLY - Radio cooling	1	28-30005 to 28-30242 inclusive
	67469-00		TUBE ASSEMBLY - Radio cooling	1	28-30243 and up
-40	63633-47		HOSE - Radio cooling	1	
-41	454 985	W	CLAMP - Radio cooling hose (#H-10000)	2	
-42	65134-06		FLANGE - Nose cowl attaching, bottom left	1	
	65134-05		FLANGE - Nose cowl attaching, bottom right	1	

A - Used on PA-28R-180 with serial numbers 28-30005 to 28-30481 inclusive, 28-30483 to 28-31279 inclusive, and PA-28R-200 with serial numbers 28-30482, 28-35001 to 28-35830 inclusive.

B - Used on PA-28R-180 with serial numbers 28-30005 to 28-7130019 inclusive, and PA-28R-200 with serial numbers 28-30482, 28-35001 to 28-7135238 inclusive.

C - Used on PA-28R-200 with serial numbers 28-7235001 and up.

W - These parts must be ordered from Service Spares Department, Piper Aircraft, Lock Haven, Penna.

When ordering, always specify Part Number, Description and Serial Number of Aircraft



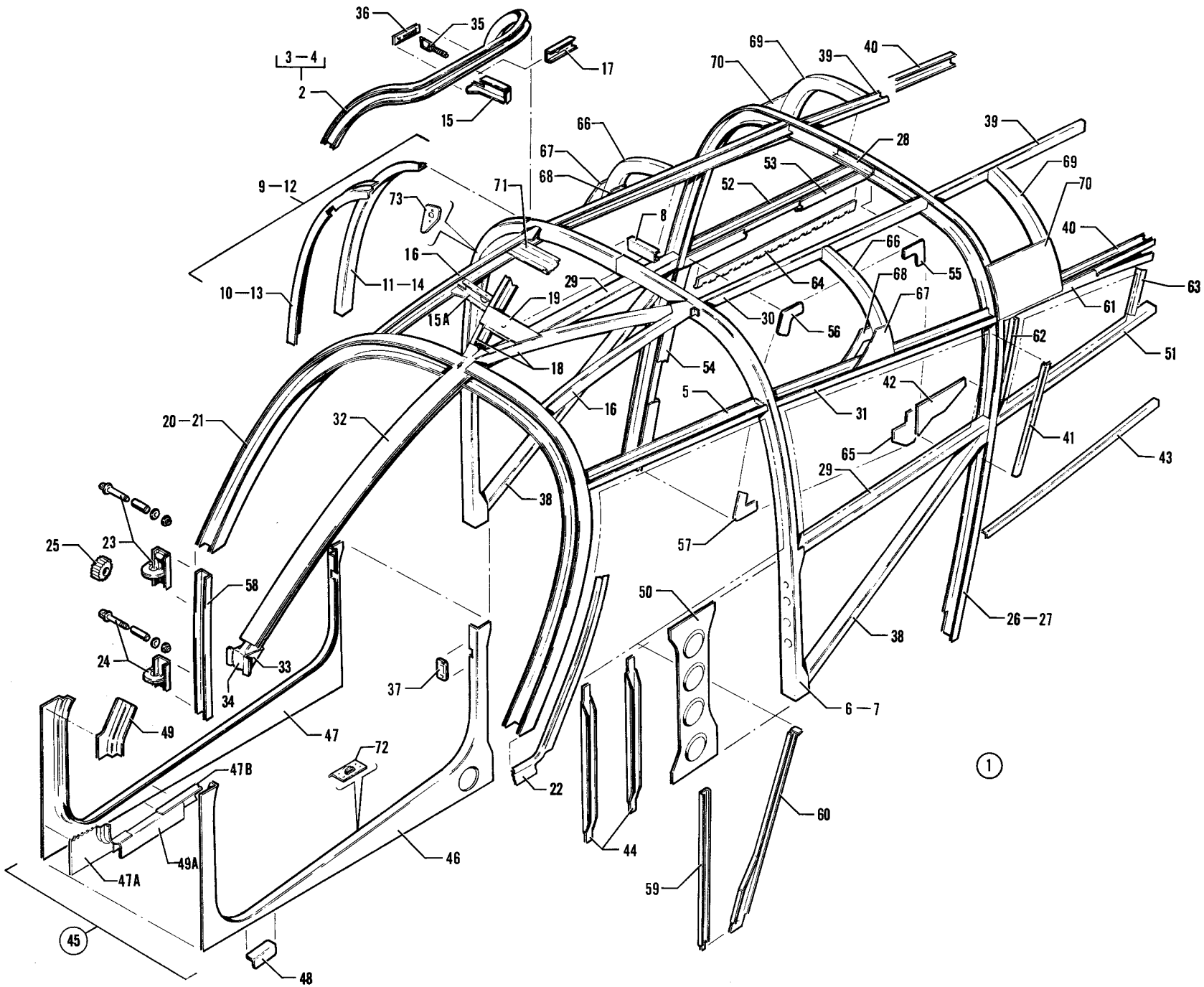


Figure 12. Upper Center Cockpit Assembly

**INTENTIONALLY LEFT BLANK**

**<http://stores.ebay.com/UserFriendlyCDs>**



Figure and Index Number	Part Number	Code	NOMENCLATURE	No. Req.	SERIAL NUMBERS AFFECTED
12-1	62420-15	A	UPPER COCKPIT ASSEMBLY - Center	1	
	62873-02	G	UPPER COCKPIT ASSEMBLY - Center	1	
	62873-08	E	UPPER COCKPIT ASSEMBLY - Center	1	
	76130-04	H	UPPER COCKPIT ASSEMBLY - Center	1	28-7235001 and up
	62873-09	F	UPPER COCKPIT ASSEMBLY - Center	1	28-26401 and up
	65563-07	D	UPPER COCKPIT ASSEMBLY - Center	1	28-10720 to 28-11300 inclusive
-2	65563-08	D	UPPER COCKPIT ASSEMBLY - Center	1	28-11301 and up
	62512-00		PAN ASSEMBLY - Upper center	1	28-1 to 28-370 inclusive
	62420-16		PAN ASSEMBLY - Upper center	1	28-371 to 28-990 inclusive
-3	62873-03	B	PAN ASSEMBLY - Upper center	1	
	76130-05	H	PAN ASSEMBLY - Upper center	1	28-7235001 and up
	62496-00		PAN	1	28-1 to 28-370 inclusive
-4	62420-13		PAN	1	28-371 to 28-990 inclusive
	62873-06	B	PAN	1	
	76130-07	H	PAN	1	28-7235001 and up
-5	62497-00		PAN	1	28-1 to 28-370 inclusive
	62420-12		PAN	1	28-371 to 28-990 inclusive
	62873-05	B	PAN	1	
-5	62873-06	H	PAN	1	28-7235001 and up
	62479-00	C	CHANNEL - Left front window, top	1	
	76132-00	H	CHANNEL - Left front window, top	1	28-7235001 and up

- A - Used on PA-28-150, PA-28-160 and PA-28-180 with serial numbers 28-1 to 28-990 inclusive.
- B - Used on PA-28R-200 with serial numbers 28-30482, 28-35001 to 28-7135238 inclusive, PA-28-140, PA-28-150, PA-28-160, PA-28-180, PA-28R-180, PA-28-235 with serial numbers 28-991 and up.
- C - Used on PA-28R-200 with serial numbers 28-30482, 28-35001 to 28-7135238 inclusive, PA-28-140, PA-28-150, PA-28-160, PA-28-180, PA-28R-180 and PA-28-235 airplanes only.
- D - Used on PA-28-235 airplanes only.
- E - Used on PA-28-180 with serial numbers 28-5601 and up, PA-28R-180 with serial numbers 28-31251 to 28-7130019 inclusive, and PA-28R-200 with serial numbers 28-35601 to 28-7135238 inclusive.
- F - Used on PA-28-140 airplanes only.
- G - Used on PA-28-140 with serial numbers 28-20002 to 28-26400 inclusive, PA-28-150, PA-28-160 and PA-28-180 with serial numbers 28-991 to 28-5600 inclusive, PA-28-235 with serial numbers 28-10003 to 28-10719 inclusive, PA-28R-180 with serial numbers 28-30005 to 28-30481 inclusive, 28-30483 to 28-31250 inclusive, and PA-28R-200 with serial numbers 28-30482, 28-35001 to 28-35600 inclusive.
- H - Used on PA-28R-200 airplanes only.

When ordering, always specify Part Number, Description and Serial Number of Aircraft



Figure and Index Number	Part Number	Code	NOMENCLATURE	No. Req.	SERIAL NUMBERS AFFECTED
12-6	62426-00	A	FRAME ASSEMBLY - Fuselage, Sta. 108. 16	1	
	62426-03	C	FRAME ASSEMBLY - Fuselage, Sta. 108. 16	1	
	62426-05	D	FRAME ASSEMBLY - Fuselage, Sta. 108. 16	1	28-10720 and up
-7	62427-00		CHANNEL - Fuselage frame, left	1	
	62427-01	A	CHANNEL - Fuselage frame, right	1	
	62427-02	B	CHANNEL - Fuselage frame, right	1	
-8	62429-00		CHANNEL - Splice plate	1	
-9	62511-02	B	PAN ASSEMBLY - Side	1	
-10	62494-02	B	PAN	1	
-11	62495-02	B	PAN	1	
-12	62511-02	A	PAN ASSEMBLY - Side	1	
-13	62494-00	A	PAN	1	
-14	62495-00	A	PAN	1	
-15	63038-00	G	CHANNEL ASSEMBLY - Door latch	1	
	76134-00	F	CHANNEL ASSEMBLY - Door latch	1	28-7235001 and up
-15a	63038-02	F	CHANNEL - Support	1	28-7235001 and up
-16	62480-00	E	CHANNEL - Upper center cockpit, left	1	
	76131-00	F	CHANNEL - Upper center cockpit, left	1	28-7235001 and up
	62480-01	A	CHANNEL - Upper center cockpit, right	1	
	62480-02	G	CHANNEL - Upper center cockpit, right	1	
	76131-01	F	CHANNEL - Upper center cockpit, right	1	28-7235001 and up
-17	63049-00	B	CHANNEL - Door latch	1	

- A - Used on PA-28-150, PA-28-160 and PA-28-180 with serial numbers 28-1 to 28-990 inclusive.
- B - Used on PA-28-150, PA-28-160 and PA-28-180 with serial numbers 28-991 and up, PA-28-235 with serial numbers 28-10003 and up, PA-28-140 with serial numbers 28-20002 and up, PA-28R-180 and PA-28R-200 airplanes.
- C - Used on PA-28-140 with serial numbers 28-20002 and up, PA-28-150, PA-28-160 and PA-28-180 with serial numbers 28-991 and up, PA-28-235 with serial numbers 28-10003 to 28-10719 inclusive, PA-28R-180 and PA-28R-200 airplanes.
- D - Used on PA-28-235 airplanes only.
- E - Used on PA-28R-200 with serial numbers 28-30482, 28-35001 to 28-7135238 inclusive, PA-28-140, PA-28-150, PA-28-160, PA-28-180, PA-28R-180 and PA-28-235 airplanes only.
- F - Used on PA-28R-200 airplanes only.
- G - Used on PA-28-150, PA-28-160 and PA-28-180 with serial numbers 28-991 and up, PA-28-235 with serial numbers 28-10003 and up, PA-28-140 with serial numbers 28-20002 and up, PA-28R-180 with serial numbers 28-30005 to 28-7130019 inclusive, and PA-28R-200 with serial numbers 28-30482, 28-35001 to 28-7135238 inclusive.

When ordering, always specify Part Number, Description and Serial Number of Aircraft



Figure and Index Number	Part Number	Code	NOMENCLATURE	No. Req.	SERIAL NUMBERS AFFECTED	
12-18	62481-00	C	CHANNEL - Upper center fuselage, left	1		
	66968-00	F	CHANNEL ASSEMBLY - Upper center fuselage, left	1		
	62676-00	C	CHANNEL ASSEMBLY - Upper center fuselage, right	1		
	66968-01	F	CHANNEL ASSEMBLY - Upper center fuselage, right	1		
-19	62237-00	D	DOUBLER - Antenna	1		
	67555-00	E	DOUBLER - Antenna	1		
-20	62518-00	C	FRAME ASSEMBLY - Canted, fuselage, Sta. 85.6	1		
	62518-16	F	FRAME ASSEMBLY - Canted, fuselage, Sta. 85.6	1		
-21	62518-02	C	CHANNEL ASSEMBLY - Left	1		
	62518-14	F	CHANNEL ASSEMBLY - Left	1		
	62518-03	C	CHANNEL ASSEMBLY - Right	1		
	62518-15	F	CHANNEL ASSEMBLY - Right	1		
-22	62420-08	A	RETAINER - Windshield, left	1		
	65563-04	B	RETAINER - Windshield, left	1	28-10720 and up	
	62420-10	A	RETAINER - Windshield, right	1		
	65563-05	B	RETAINER - Windshield, right	1	28-10720 and up	
-23	62415-00		BRACKET ASSEMBLY - Upper door hinge attachment	1	28-1 to 28-544 inclusive	
	402 057		BOLT - Eye, upper door hinge attachment (AN44-17A)	1	28-545 and up	
	407 586	W	WASHER - (AN960-516L)	1	28-545 and up	
	404 837	W	NUT - (MS20364-524C)	1	28-545 and up	
	63900-47		BUSHING - Upper door hinge	1	28-545 and up	
			A	A - Used on PA-28-140 with serial numbers 28-20002 and up, PA-28-150, PA-28-160 and PA-28-180 with serial numbers 28-1 and up, PA-28-235 with serial numbers 28-10003 to 28-10719 inclusive, PA-28R-180 and PA-28R-200 airplanes.		
			B	B - Used on PA-28-235 airplanes only.		
		C	C - Used on PA-28-140 with serial numbers 28-20002 to 28-26400 inclusive, PA-28-150, PA-28-160 and PA-28-180 with serial numbers 28-1 to 28-5600 inclusive, PA-28R-180 with serial numbers 28-30005 to 28-30481 inclusive, 28-30483 to 28-31250 inclusive, PA-28R-200 with serial numbers 28-30482, 28-35001 to 28-35600 inclusive, and PA-28-235 with serial numbers 28-10003 to 28-11300 inclusive.			
		D	D - Used on PA-28-140 with serial numbers 28-20081 to 28-22645 inclusive, PA-28-150, PA-28-160 and PA-28-180 with serial numbers 28-1681 to 28-3977 inclusive, and PA-28-235 with serial numbers 28-10353 to 28-10885 inclusive.			
		E	E - Used on PA-28-150, PA-28-160 and PA-28-180 with serial numbers 28-3978 and up, PA-28-235 with serial numbers 28-10886 and up, PA-28-140 with serial numbers 28-22646 and up, PA-28R-180 and PA-28R-200 airplanes.			
		F	F - Used on PA-28-140 with serial numbers 28-26401 and up, PA-28-180 with serial numbers 28-5601 and up, PA-28R-180 with serial numbers 28-31251 and up, PA-28R-200 with serial numbers 28-35601 and up, and PA-28-235 with serial numbers 28-11301 and up.			
		W	W - These parts <u>must</u> be ordered from Service Spares Department, Piper Aircraft, <u>Lock Haven, Penna.</u>			

When ordering, always specify Part Number, Description and Serial Number of Aircraft



Figure and Index Number	Part Number	Code	NOMENCLATURE	No. Req.	SERIAL NUMBERS AFFECTED
12-24	62416-00		BRACKET ASSEMBLY - Lower door hinge attachment	1	28-1 to 28-544 inclusive
	402 057		BOLT - Eye, lower door hinge attachment (AN44-17A)	1	28-545 and up
	407 586	W	WASHER - (AN960-516L)	1	28-545 and up
	404 837	W	NUT - (MS20364-524C)	1	28-545 and up
	63900-46		BUSHING - Lower door hinge	1	28-545 and up
-25	21741-00		BUSHING - Serrated door hinge	1	
-26	62412-00	B	FRAME ASSEMBLY - Fuselage, Sta. 128, 737, upper	1	
	62412-02	C	FRAME ASSEMBLY - Fuselage, Sta. 128, 737, upper	1	
-27	62410-00		CHANNEL - Upper frame, left	1	
	62410-01		CHANNEL - Upper frame, right	1	
-28	62430-00		CHANNEL - Splice plate	1	
-29	62474-00	DE	LONGERON - Upper center cockpit	2	
	62474-00	F	LONGERON - Upper center cockpit	2	28-10003 to 28-10719 inclusive
	65572-00	C	LONGERON - Upper center cockpit, left	1	
	65572-01	C	LONGERON - Upper center cockpit, right	1	
-30	62477-00		CHANNEL - Upper center cockpit, left	1	
	62477-01		CHANNEL - Upper center cockpit, right	1	
-31	62476-00	A	CHANNEL - Upper center cockpit, top left	1	28-1 to 28-1680 inclusive
	62476-00	F	CHANNEL - Upper center cockpit, top left	1	28-10003 to 28-10352 inclusive
	62476-00	E	CHANNEL - Upper center cockpit, top left	1	28-20002 to 28-20080 inclusive
	65426-00	A	CHANNEL - Upper center cockpit, top left	1	28-1681 to 28-4377 inclusive
	65426-00	F	CHANNEL - Upper center cockpit, top left	1	28-10353 to 28-11039 inclusive
	65426-00	E	CHANNEL - Upper center cockpit, top left	1	28-20081 and up
	67262-02	G	CHANNEL - Upper center cockpit, left	1	
	62476-01	A	CHANNEL - Upper center cockpit, top right	1	28-1 to 28-1680 inclusive
	62476-01	F	CHANNEL - Upper center cockpit, top right	1	28-10003 to 28-10352 inclusive
	62476-01	E	CHANNEL - Upper center cockpit, top right	1	28-20002 to 28-20080 inclusive
	65426-01	A	CHANNEL - Upper center cockpit, top right	1	28-1681 to 28-4377 inclusive
	65426-01	F	CHANNEL - Upper center cockpit, top right	1	28-10353 to 28-11039 inclusive
	65426-01	E	CHANNEL - Upper center cockpit, top right	1	28-20081 and up
	67262-03	G	CHANNEL - Upper center cockpit, right	1	
-32	62509-02		HAT ASSEMBLY - Windshield	1	
-33	62505-00		BRACKET - Windshield	1	
-34	62423-00		FITTING - Upper engine mount	1	
-35	63037-00		LOOP ASSEMBLY - Door latch	1	28-991 and up

A - Used on PA-28-150, PA-28-160 and PA-28-180 only.  
 B - Used on PA-28-140 with serial numbers 28-20002 and up, PA-28-150, PA-28-160 and PA-28-180 with serial numbers 28-1 to 28-4377 inclusive, and PA-28-235 with serial numbers 28-10003 to 28-10719 inclusive.  
 C - Used on PA-28-235 with serial numbers 28-10720 and up, PA-28-180 with serial numbers 28-4378 and up, PA-28R-180 and PA-28R-200 airplanes.  
 D - Used on PA-28-150, PA-28-160 and PA-28-180 with serial numbers 28-1 to 28-4377 inclusive.  
 E - Used on PA-28-140 airplanes only.  
 F - Used on PA-28-235 airplanes only.  
 G - Used on PA-28-180 with serial numbers 28-4378 and up, PA-28-235 with serial numbers 28-11040 and up, PA-28R-180 and PA-28R-200 airplanes.  
 W - These parts must be ordered from Service Spares Department, Piper Aircraft, Lock Haven, Penna.

When ordering, always specify Part Number, Description and Serial Number of Aircraft



Figure and Index Number	Part Number	Code	NOMENCLATURE	No. Req.	SERIAL NUMBERS AFFECTED
12-36	63040-00	B	PLATE - Door latch	1	
	68353-00	A	PLATE - Door latch	1	
-37	63293-02		PLATE - Striker	1	
-38	62475-00	C	CHANNEL - Upper center cockpit, left	1	
	65570-00	D	CHANNEL - Upper center cockpit, left	1	
	63475-01	C	CHANNEL - Upper center cockpit, right	1	
	65570-01	D	CHANNEL - Upper center cockpit, right	1	
-39	62639-00		CHANNEL - Upper center cockpit, left	1	
	62639-01		CHANNEL - Upper center cockpit, right	1	
-40	62638-00	F	STRINGER - Upper center cockpit, left	1	
	62638-01	F	STRINGER - Upper center cockpit, right	1	
	67291-00	G	STRINGER - Upper center cockpit, left	1	
	67291-01	G	STRINGER - Upper center cockpit, right	1	
-41	62478-00	F	ANGLE - Upper center cockpit, left	1	
	62478-01	F	ANGLE - Upper center cockpit, right	1	
	67265-00	G	ANGLE - Upper center cockpit, left	1	
	67265-01	G	ANGLE - Upper center cockpit, right	1	
-42	62504-00		GUSSET - Upper center cockpit	2	28-1 to 28-990 inclusive
	65117-00		GUSSET - Upper center cockpit, left	1	28-991 and up
	65115-00		GUSSET - Upper center cockpit, right	1	28-991 and up
-43	62677-00	H	STIFFENER - Left side, rear	1	
	62677-00	E	STIFFENER - Right side, rear	1	28-20095 and up

A - Used on PA-28-150, PA-28-160 and PA-28-180 with serial numbers 28-3378 and up, PA-28-235 with serial numbers 28-10720 and up, PA-28R-180 and PA-28R-200 airplanes.

B - Used on PA-28-140 with serial numbers 28-20002 and up, PA-28-150, PA-28-160 and PA-28-180 with serial numbers 28-991 to 28-3377 inclusive, and PA-28-235 with serial numbers 28-10003 to 28-10719 inclusive.

C - Used on PA-28-140 with serial numbers 28-20002 and up, PA-28-150, PA-28-160 and PA-28-180 with serial numbers 28-1 to 28-4377 inclusive, and PA-28-235 with serial numbers 28-10003 to 28-10719 inclusive.

D - Used on PA-28-180 with serial numbers 28-4378 and up, PA-28-235, PA-28R-180 and PA-28R-200.

E - Used on PA-28-140 airplanes only.

F - Used on PA-28-140 with serial numbers 28-20002 and up, PA-28-150, PA-28-160 and PA-28-180 with serial numbers 28-1 to 28-4377 inclusive, and PA-28-235 with serial numbers 28-10003 to 28-11039 inclusive.

G - Used on PA-28-180 with serial numbers 28-4378 and up, PA-28-235 with serial numbers 28-11040 and up, and PA-28R-180 and PA-28R-200 airplanes.

H - Used on PA-28-140 with serial numbers 28-20095 and up, PA-28-180, PA-28R-180, PA-28R-200 and PA-28-235 airplanes only.

When ordering, always specify Part Number, Description and Serial Number of Aircraft



Figure and Index Number	Part Number	Code	NOMENCLATURE	No. Req.	SERIAL NUMBERS AFFECTED
12-44	62640-00	C	SUPPORT - Rear, left	1	
	99421-00	A	SUPPORT - Rear, left	1	
	62641-00	B	SUPPORT - Front, left	1	
	62640-00	D	SUPPORT - Front, left	1	
	99421-00	A	SUPPORT - Front, left	1	
-45	62510-00	G	PAN ASSEMBLY - Lower, upper cockpit	1	
	76139-00	F	PAN ASSEMBLY - Lower, upper cockpit	1	28-7235001 and up
-46	62492-00	G	PAN - Inboard	1	
-47	62493-00	G	PAN - Outboard	1	
-47a	76139-02	F	PAN ASSEMBLY - Inboard and outboard, front	1	28-7235001 and up
-47b	76139-03	F	PAN ASSEMBLY - Inboard and outboard, rear	1	28-7235001 and up
-48	62656-00		ANGLE ASSEMBLY - Door holder	1	
-49	62501-00		CHANNEL - Door frame splice	1	
-49a	76138-00	F	CHANNEL - Pan upper cockpit	1	28-7235001 and up
-50	62644-00		WEB - Upper center fuselage, left	1	
-51	62637-00		CHANNEL - Fuselage rear, left	1	
-52	62635-00		CHANNEL - Baggage door frame, top, inner	1	
-53	62634-00	E	CHANNEL - Baggage door frame, top, outer	1	
-54	62636-00	E	CHANNEL - Baggage door frame, front	1	
<p>A - Used on PA-28-140 with serial numbers 28-7125001 and up, PA-28-180 with serial numbers 28-7105001 and up, PA-28R-180 with serial numbers 28-7130001 and up, PA-28R-200 with serial numbers 28-7135001 and up, and PA-28-235 with serial numbers 28-7110001 and up.</p> <p>B - Used on PA-28-150, PA-28-160 and PA-28-180 with serial numbers 28-1 to 28-1760 inclusive, and PA-28-140 with serial numbers 28-20002 to 28-24999 inclusive.</p> <p>C - Used on PA-28-150, PA-28-160 and PA-28-180 with serial numbers 28-1 to 28-1760 inclusive and 28-5601 to 28-5869 inclusive, PA-28-140 with serial numbers 28-20002 to 28-26956 inclusive, PA-28R-180 with serial numbers 28-31251 to 28-31279 inclusive, PA-28R-200 with serial numbers 28-35601 to 28-35830 inclusive, and PA-28-235 with serial numbers 28-11301 to 28-11393 inclusive.</p> <p>D - Used on PA-28-140 with serial numbers 28-25000 to 28-26956 inclusive, PA-28-180 with serial numbers 28-5601 to 28-5869 inclusive, PA-28R-180 with serial numbers 28-31251 to 28-31279 inclusive, PA-28R-200 with serial numbers 28-35601 to 28-35830 inclusive, and PA-28-235 with serial numbers 28-11301 to 28-11393 inclusive.</p> <p>E - Used on PA-28-150, PA-28-160, PA-28-180, PA-28R-180, PA-28R-200 and PA-28-235 only.</p> <p>F - Used on PA-28R-200 airplanes only.</p> <p>G - Used on PA-28R-200 with serial numbers 28-30482, 28-35001 to 28-7135238 inclusive, PA-28-140, PA-28-150, PA-28-160, PA-28-180, PA-28R-180, PA-28-235 airplanes only.</p>					

When ordering, always specify Part Number, Description and Serial Number of Aircraft





Figure and Index Number	Part Number	Code	NOMENCLATURE	No. Req.	SERIAL NUMBERS AFFECTED
12-55	62631-00	G	GUSSET - Baggage door frame, top, rear	1	
	69269-00	B	GUSSET - Baggage door frame, top, rear	1	28-11040 and up
	69269-00	H	GUSSET - Baggage door frame, top, rear	1	28-7235001 and up
-56	62632-00	A	GUSSET - Baggage door frame, top, front	1	
-57	62633-00	A	GUSSET - Baggage door frame, bottom, front	1	
-58	62483-00		CHANNEL - Right door, front, Sta. 72.6	1	
-59	68229-04	F	CHANNEL - Armrest support	1	
-60	68274-00	B	CHANNEL - Armrest support	1	28-10720 to 28-11039 inclusive
	67318-00	E	CHANNEL - Armrest support	1	
-61	67267-00	C	CHANNEL - Support, left	1	
	67267-01	C	CHANNEL - Support, right	1	
-62	67268-00	C	ANGLE - Support, left	1	
	67268-01	C	ANGLE - Support, right	1	
-63	67292-00		ANGLE - Support, left	1	
	67292-00	D	ANGLE - Support, right	1	
-64	62419-11		HINGE HALF - Baggage door	1	
-65	62571-00	A	GUSSET - Baggage door frame, bottom, rear	1	
			<p>A - Used on PA-28-150, PA-28-160, PA-28-180, PA-28R-180, PA-28R-200 and PA-28-235 only.</p> <p>B - Used on PA-28-235 airplanes only.</p> <p>C - Used on PA-28-180 with serial numbers 28-4378 and up, PA-28-235 with serial numbers 28-11040 and up, PA-28R-180 and PA-28R-200 airplanes.</p> <p>D - Used on PA-28-180 with serial numbers 28-4378 and up, PA-28R-180 with serial numbers 28-30005 to 28-7130019 inclusive, and PA-28R-200 with serial numbers 28-30482, 28-35001 to 28-7135238 inclusive.</p> <p>E - Used on PA-28-180 with serial numbers 28-4378 to 28-5600 inclusive, PA-28R-180 with serial numbers 28-30005 to 28-30481 inclusive, 28-30483 to 28-31250 inclusive, PA-28R-200 with serial numbers 28-30482, 28-35001 to 28-35600 inclusive, and PA-28-235 with serial numbers 28-11040 to 28-11300 inclusive.</p> <p>F - Used on PA-28-180 with serial numbers 28-4378 to 28-5600 inclusive, PA-28R-180 with serial numbers 28-30005 to 28-30481 inclusive, 28-30483 to 28-31250 inclusive, PA-28R-200 with serial numbers 28-30482, 28-35001 to 28-35600 inclusive, and PA-28-235 with serial numbers 28-10720 to 28-11300 inclusive.</p> <p>G - Used on PA-28R-200 with serial numbers 28-30482, 28-35001 to 28-7135238 inclusive, PA-28-235 with serial numbers 28-10003 to 28-11039 inclusive, PA-28-150, PA-28-160, PA-28-180 and PA-28R-180 airplanes only.</p> <p>H - Used on PA-28R-200 airplanes only.</p>		

When ordering, always specify Part Number, Description and Serial Number of Aircraft



Figure and Index Number	Part Number	Code	NOMENCLATURE	No. Req.	SERIAL NUMBERS AFFECTED
12-66	99690-00	A	CHANNEL - Upper cockpit, left	1	
	99686-00	B	CHANNEL - Upper cockpit, left	1	
	99690-01	A	CHANNEL - Upper cockpit, right	1	
	99686-01	B	CHANNEL - Upper cockpit, right	1	
-67	99692-00	A	DOUBLER - Shoulder harness	2	
	99688-00	B	DOUBLER - Shoulder harness	2	
-68	99741-00	AB	GUSSET - Headliner attachment, left	1	
	99741-01	AB	GUSSET - Headliner attachment, right	1	
-69	99691-00	A	CHANNEL - Upper cockpit, rear, left	1	
	99687-00	B	CHANNEL - Upper cockpit, rear, left	1	
	99691-01	A	CHANNEL - Upper cockpit, rear, right	1	
	99687-01	B	CHANNEL - Upper cockpit, rear, right	1	
-70	99693-00	A	DOUBLER - Shoulder harness, rear	2	
	99689-00	B	DOUBLER - Shoulder harness, rear	2	
-71	68364-00	C	CHANNEL - Upper cockpit	1	28-7235001 and up
-72	96866-00	C	PLATE - Striker, lower door latch	1	28-7235001 and up
-73	96873-00	C	PLATE - Striker, upper door latch	1	28-7235001 and up

A - Used on PA-28-180 with serial numbers 28-7205001 and up, PA-28-235 with serial numbers 28-7210001 and up, and PA-28R-200 with serial numbers 28-7235001 and up.  
 B - Used on PA-28-140 with serial numbers 28-7225001 and up.  
 C - Used on PA-28R-200 airplanes only.

When ordering, always specify Part Number, Description and Serial Number of Aircraft

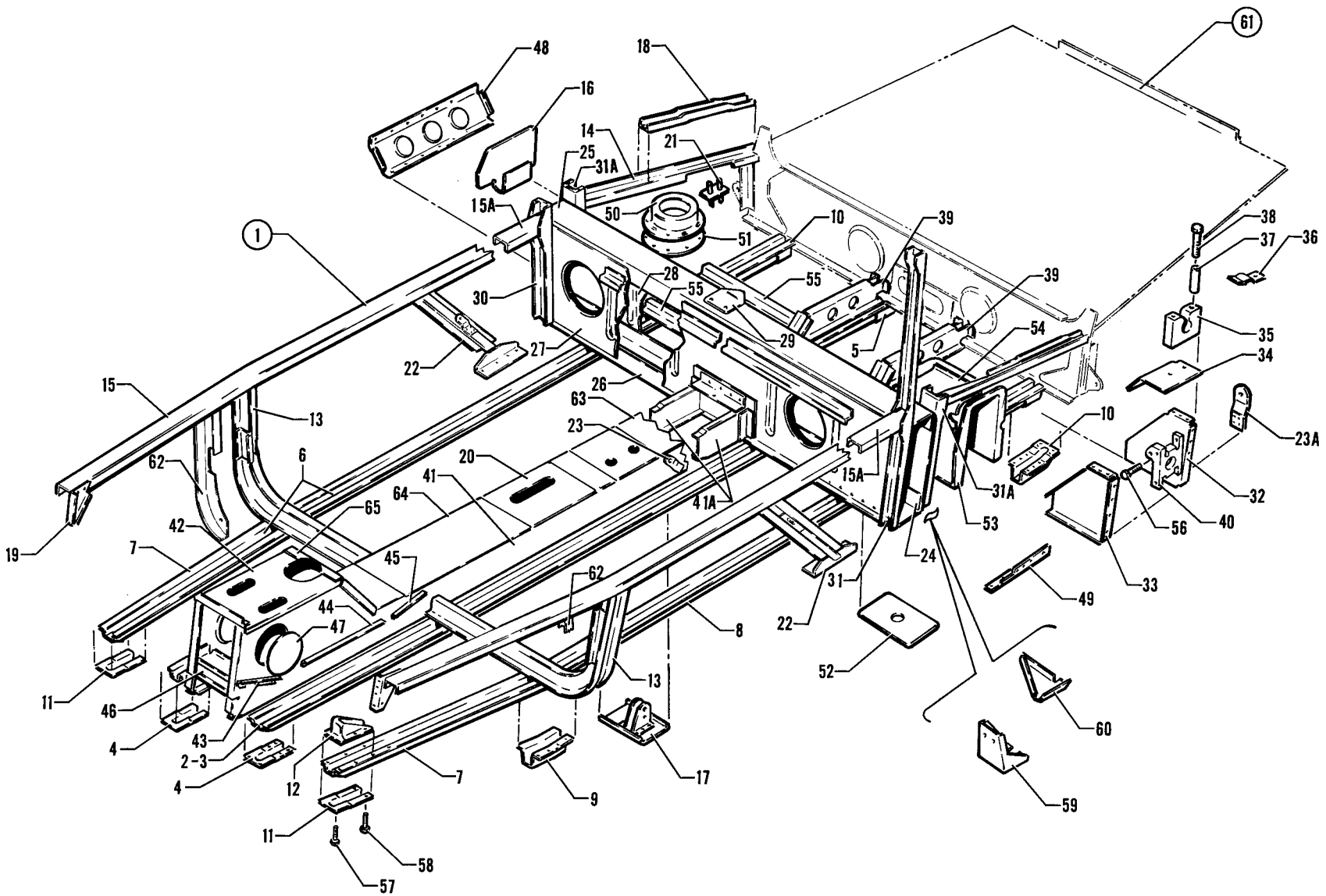


Figure 13. Lower Forward Cockpit Assembly



Figure and Index Number	Part Number	Code	NOMENCLATURE	No. Req.	SERIAL NUMBERS AFFECTED
13-1	62422-00	A	COCKPIT ASSEMBLY - Lower	1	28-1 to 28-1760 inclusive
	62315-00	A	COCKPIT ASSEMBLY - Lower	1	28-1761 to 28-2477 inclusive
	65600-00	A	COCKPIT ASSEMBLY - Lower	1	28-2478 to 28-4377 inclusive
	62422-14	B	COCKPIT ASSEMBLY - Lower	1	28-20002 to 28-20280 inclusive
	62314-00	B	COCKPIT ASSEMBLY - Lower	1	28-20281 to 28-24999 inclusive
	62314-03	B	COCKPIT ASSEMBLY - Lower	1	28-25000 to 28-26956 inclusive
	62314-06	B	COCKPIT ASSEMBLY - Lower	1	28-7125001 to 28-7125651 inclusive
	62314-07	B	COCKPIT ASSEMBLY - Lower	1	28-7225001 and up
	65089-00	C	COCKPIT ASSEMBLY - Lower	1	28-10003 to 28-10486 inclusive
	65089-04	C	COCKPIT ASSEMBLY - Lower	1	28-10487 to 28-10675 inclusive
	65467-00	C	COCKPIT ASSEMBLY - Lower	1	28-10676 to 28-10719 inclusive
	65534-00	C	COCKPIT ASSEMBLY - Lower	1	28-10720 to 28-11393 inclusive
	65534-05	C	COCKPIT ASSEMBLY - Lower	1	28-7110001 to 28-7110042 inclusive
	65534-06	C	COCKPIT ASSEMBLY - Lower	1	28-7210001 and up
	67252-00	F	COCKPIT ASSEMBLY - Lower	1	
	67252-05	H	COCKPIT ASSEMBLY - Lower	1	
	76112-00	J	COCKPIT ASSEMBLY - Lower	1	28-7235001 and up
	65600-02	G	COCKPIT ASSEMBLY - Lower	1	28-4378 to 28-5869 inclusive
	65600-03	G	COCKPIT ASSEMBLY - Lower	1	28-7105001 to 28-7105244 inclusive
	65600-04	G	COCKPIT ASSEMBLY - Lower	1	28-7205001 and up
-2	62422-09	ABCF	HAT ASSEMBLY - Inboard, left	1	
	76112-04	J	HAT ASSEMBLY - Inboard, left	1	28-7235001 and up
	62422-09	ABC	HAT ASSEMBLY - Inboard, right	1	
	67270-00	F	HAT ASSEMBLY - Inboard, right	1	
-3	76116-00	J	HAT ASSEMBLY - Inboard, right	1	28-7235001 and up
	62527-00	E	HAT	1	
	62221-00	D	HAT	1	
	76114-00	J	HAT	1	28-7235001 and up
			<p>A - Used on PA-28-150, PA-28-160 and PA-28-180 only.                      B - Used on PA-28-140 airplanes only.                      C - Used on PA-28-235 airplanes only.                      D - Used on PA-28-150, PA-28-160 and PA-28-180 with serial numbers 28-1601 and up, PA-28-235 with serial numbers 28-10233 and up, PA-28-140 with serial numbers 28-20002 and up, PA-28R-180 with serial numbers 28-30005 to 28-7130019 inclusive, and PA-28R-200 with serial numbers 28-30482, 28-35001 to 28-7135238 inclusive.                      E - Used on PA-28-150, PA-28-160 and PA-28-180 with serial numbers 28-1 to 28-1600 inclusive, and PA-28-235 with serial numbers 28-10003 to 28-10232 inclusive.                      F - Used on PA-28R-180 with serial numbers 28-30005 to 28-31279 inclusive, and PA-28R-200 with serial numbers 28-30482, 28-35001 to 28-35830 inclusive.                      G - Used on PA-28-180 airplanes only.                      H - Used on PA-28R-180 with serial numbers 28-7130001 to 28-7130019 inclusive, and PA-28R-200 with serial numbers 28-7135001 to 28-7135238 inclusive.                      J - Used on PA-28R-200 airplanes only.</p>		

When ordering, always specify Part Number, Description and Serial Number of Aircraft



Figure and Index Number	Part Number	Code	NOMENCLATURE	No. Req.	SERIAL NUMBERS AFFECTED
13-4	62543-00		FAIRING - Front, left	1	
	62543-02	EH	FAIRING - Front, left	1	
	62543-00	ABC	FAIRING - Front, right	1	
	62543-02	DH	FAIRING - Front, right	1	
	67271-00	G	FAIRING - Front, right (with jack pad fitting)	1	
-5	62554-00		FAIRING - Rear	1	
-6	62422-10	ABCF	HAT ASSEMBLY - Outboard, left	1	
	76112-05	J	HAT ASSEMBLY - Outboard, left	1	28-7235001 and up
	62422-11	ABCF	HAT ASSEMBLY - Outboard, right	1	
	76112-06	J	HAT ASSEMBLY - Outboard, right	1	28-7235001 and up
-7	62528-00		HAT - Front, left	1	
	62528-01		HAT - Front, right	1	
-8	62524-00	ABCF	HAT - Rear, left	1	
	76115-00	J	HAT - Rear, left	1	28-7235001 and up
	62524-01	ABCF	HAT - Rear, right	1	
	76115-01	J	HAT - Rear, right	1	28-7235001 and up
-9	62558-00		FAIRING - Center, left	1	
	62558-01		FAIRING - Center, right	1	
-10	62554-00		FAIRING - Rear, left and right	2	
-11	62544-00		FAIRING - Front, left	1	
	62544-01		FAIRING - Front, right	1	
-12	62441-00		FITTING - Engine, lower, left	1	
	62441-01		FITTING - Engine, lower, right	1	
-13	62519-00	ABCK	FRAME ASSEMBLY - Fuselage, Sta. 73.04	1	
	76126-00	J	FRAME ASSEMBLY - Fuselage, Sta. 73.04	1	28-7235001 and up
-14	62525-00		STRINGER - Rear of spar box, left	1	
	62525-01		STRINGER - Rear of spar box, right	1	
-15	62526-00		LONGERON - Lower cockpit, left	1	28-1 to 28-1760 inclusive
	62526-02		LONGERON - Lower cockpit, left	1	28-1761 and up
	62526-01		LONGERON - Lower cockpit, right	1	
-15a	76122-00	J	CHANNEL - Longeron, left	1	28-7235001 and up
	76122-01	J	CHANNEL - Longeron, right	1	28-7235001 and up

- A - Used on PA-28-150, PA-28-160 and PA-28-180 only.
- B - Used on PA-28-140 airplanes only.
- C - Used on PA-28-235 airplanes only.
- D - Used on PA-28-140 with serial numbers 28-7125472 and up, and PA-28-180 with serial numbers 28-7205092 and up.
- E - Used on PA-28-140 with serial numbers 28-7125472 and up, PA-28-180 with serial numbers 28-7205092 and up, and PA-28R-200 with serial numbers 28-7235001 and up.
- F - Used on PA-28R-180 with serial numbers 28-30005 to 28-31279 inclusive, and PA-28R-200 with serial numbers 28-30482, 28-35001 to 28-35830 inclusive.
- G - Used on PA-28R-180 and PA-28R-200 airplanes only.
- H - Used if air conditioning is installed.
- J - Used on PA-28R-200 airplanes only.
- K - Used on PA-28R-180 with serial numbers 28-30005 to 28-7130019 inclusive, and PA-28R-200 with serial numbers 28-30482, 28-35001 to 28-7135238 inclusive.

When ordering, always specify Part Number, Description and Serial Number of Aircraft



Figure and Index Number	Part Number	Code	NOMENCLATURE	No. Req.	SERIAL NUMBERS AFFECTED
13-16	62542-00		GUSSET - Lower cockpit, left	1	
	62542-01		GUSSET - Lower cockpit, right	1	
-17	65636-00	C	BRACKET ASSEMBLY - Pulley mounting	1	28-10720 and up
	65636-00	GH	BRACKET ASSEMBLY - Pulley mounting	1	
-18	62551-00		CHANNEL - Lower cockpit, left	1	
	62551-01		CHANNEL - Lower cockpit, right	1	
-19	62581-00	ABC	BRACKET - Lower cockpit, right	1	
	62581-02	G	BRACKET - Lower cockpit, right	1	
	62581-01		BRACKET - Lower cockpit, left	1	
-20	62875-00	ABC	PLATE ASSEMBLY - Tunnel	1	
	67562-00	G	PLATE ASSEMBLY - Tunnel	1	
-21	63909-00	B	VENT ASSEMBLY - Battery	1	
-22	62686-00	D	HAT ASSEMBLY - Seat belt attachment, left	1	28-10003 to 28-7110042 inclusive
	62686-02	C	HAT ASSEMBLY - Seat belt attachment, left	1	
	62686-03	FK	HAT ASSEMBLY - Seat belt attachment, left	1	28-20281 to 28-7125651 inclusive
	62686-03	B	HAT ASSEMBLY - Seat belt attachment, left	1	
	96890-00	J	HAT ASSEMBLY - Seat belt attachment, left	1	
	62686-01	E	HAT ASSEMBLY - Seat belt attachment, right	1	
	62686-04	K	HAT ASSEMBLY - Seat belt attachment, right	1	
	96890-01	J	HAT ASSEMBLY - Seat belt attachment, right	1	
-23	62576-00	E	BRACKET - Seat belt attachment	2	
	96887-00	J	BRACKET - Seat belt attachment	2	
-23a	62576-00	E	BRACKET - Seat belt attachment	2	

- A - Used on PA-28-150, PA-28-160 and PA-28-180 only.
- B - Used on PA-28-140 airplanes only.
- C - Used on PA-28-235 airplanes only.
- D - Used on PA-28-150, PA-28-160 and PA-28-180 with serial numbers 28-1 to 28-1760 inclusive and PA-28-140 with serial numbers 28-20002 to 28-20280 inclusive.
- E - Used on PA-28-140 with serial numbers 28-20002 to 28-7125651 inclusive, PA-28-150, PA-28-160 and PA-28-180 with serial numbers 28-1 to 28-7105244 inclusive, PA-28-235 with serial numbers 28-10003 to 28-7110042 inclusive, PA-28R-180 with serial numbers 28-30005 to 28-7130019 inclusive and PA-28R-200 with serial numbers 28-30482, 28-35001 to 28-7135238 inclusive.
- F - Used on PA-28-150, PA-28-160 and PA-28-180 with serial numbers 28-1761 to 28-7105244 inclusive.
- G - Used on PA-28R-180 and PA-28R-200 airplanes only.
- H - Used on PA-28-180 with serial numbers 28-4378 and up.
- J - Used on PA-28-140 with serial numbers 28-7225001 and up, PA-28-180 with serial numbers 28-7205001 and up, PA-28-235 with serial numbers 28-7210001 and up, and PA-28R-200 with serial numbers 28-7235001 and up.
- K - Used on PA-28R-180 with serial numbers 28-30005 to 28-7130019 inclusive, and PA-28R-200 with serial numbers 28-30482, 28-35001 to 28-7135238 inclusive.

When ordering, always specify Part Number, Description and Serial Number of Aircraft



Figure and Index Number	Part Number	Code	NOMENCLATURE	No. Req.	SERIAL NUMBERS AFFECTED
13-24	62687-00	D	BOX ASSEMBLY - Spar, lower cockpit	1	
	62687-03	J	BOX ASSEMBLY - Spar, lower cockpit	1	
	66689-00	B	BOX ASSEMBLY - Spar, lower cockpit	1	28-25000 to 28-7125651 inclusive
	66689-03	B	BOX ASSEMBLY - Spar, lower cockpit	1	28-7225001 and up
	62687-05	C	BOX ASSEMBLY - Spar, lower cockpit	1	28-10661 to 28-10719 inclusive
	65536-00	C	BOX ASSEMBLY - Spar, lower cockpit	1	28-10720 to 28-11393 inclusive
	67280-00	H	BOX ASSEMBLY - Spar, lower cockpit	1	
	99126-00	C	BOX ASSEMBLY - Spar, lower cockpit	1	28-7110001 to 28-7110042 inclusive
	99126-02	C	BOX ASSEMBLY - Spar, lower cockpit	1	28-7210001 and up
	99127-00	K	BOX ASSEMBLY - Spar, lower cockpit	1	28-7105001 to 28-7105244 inclusive
	99127-02	K	BOX ASSEMBLY - Spar, lower cockpit	1	28-7205001 and up
	99129-00	E	BOX ASSEMBLY - Spar, lower cockpit	1	
	99129-02	F	BOX ASSEMBLY - Spar, lower cockpit	1	28-7235001 and up
-25	62539-00		CHANNEL - Spar box, top	1	
-26	62540-00		CHANNEL - Spar box, bottom	1	
-27	62553-00	A	WEB - Spar box, front	1	
	62553-00	B	WEB - Spar box, front	1	28-20002 to 28-24999 inclusive
	66688-00	B	WEB - Spar box, front	1	28-25000 and up
	62553-00	C	WEB - Spar box, front	1	28-10003 to 28-10660 inclusive
	62553-02	C	WEB - Spar box, front	1	28-10661 to 28-10719 inclusive
	65538-00	C	WEB - Spar box, front	1	28-10720 to 28-7110042 inclusive
	62553-00	C	WEB - Spar box, front	1	28-7210001 and up
	67281-00	G	WEB - Spar box, front	1	
	67281-02	F	WEB - Spar box, front	1	28-7235001 and up

- A - Used on PA-28-150, PA-28-160 and PA-28-180 only.
- B - Used on PA-28-140 airplanes only.
- C - Used on PA-28-235 airplanes only.
- D - Used on PA-28-150, PA-28-160 and PA-28-180 with serial numbers 28-1 to 28-1760 inclusive and PA-28-140 with serial numbers 28-20002 to 28-20280 inclusive.
- E - Used on PA-28R-180 with serial numbers 28-7130001 to 28-7130019 inclusive, and PA-28R-200 with serial numbers 28-7135001 to 28-7135238 inclusive.
- F - Used on PA-28R-200 airplanes only.
- G - Used on PA-28R-180 with serial numbers 28-30005 to 28-7130019 inclusive, and PA-28R-200 with serial numbers 28-30482, 28-35001 to 28-7135238 inclusive.
- H - Used on PA-28R-180 with serial numbers 28-30005 to 28-30481 inclusive, 28-30483 to 28-31279 inclusive, and PA-28R-200 with serial numbers 28-30482, 28-35001 to 28-35830 inclusive.
- J - Used on PA-28-150, PA-28-160 and PA-28-180 with serial numbers 28-1761 to 28-5869 inclusive, PA-28-140 with serial numbers 28-20281 to 28-24999 inclusive, and PA-28-235 with serial numbers 28-10003 to 28-10660 inclusive.
- K - Used on PA-28-180 airplanes only.

When ordering, always specify Part Number, Description and Serial Number of Aircraft



Figure and Index Number	Part Number	Code	NOMENCLATURE	No. Req.	SERIAL NUMBERS AFFECTED
13-28	62559-00	F	WEB - Spar box, rear	1	
	99123-00	G	WEB - Spar box, rear	1	28-7105001 and up
	65537-00	C	WEB - Spar box, rear	1	28-10720 to 28-11393 inclusive
	99122-00	C	WEB - Spar box, rear	1	28-7110001 and up
	67282-00	H	WEB - Spar box, rear	1	
	67282-02	E	WEB - Spar box, rear	1	
-29	62668-00	B	BRACKET - Flap return spring	1	
	99045-00	A	BRACKET - Flap return spring	1	
-30	62545-00		CHANNEL - Spar box, right	1	
-31	62546-00	J	CHANNEL - Spar box, lower cockpit	1	
	68562-00	C	CHANNEL - Spar box, lower cockpit	1	28-10720 and up
	62546-00	D	CHANNEL - Spar box, left	1	
-31a	62428-00		CHANNEL - Spar box, left	1	
	62428-01		CHANNEL - Spar box, right	1	
<p>A - Used on PA-28-180 with serial numbers 28-7105001 and up, PA-28R-180 with serial numbers 28-7130001 and up, PA-28R-200 with serial numbers 28-7135001 and up, and PA-28-235 with serial numbers 28-7110001 and up.</p> <p>B - Used on PA-28-140 with serial numbers 28-20002 and up, PA-28-150, PA-28-160 and PA-28-180 with serial numbers 28-1 to 28-5869 inclusive, PA-28-235 with serial numbers 28-10003 to 28-11393 inclusive, PA-28R-180 with serial numbers 28-30005 to 28-30481 inclusive, 28-30483 to 28-31279 inclusive, and PA-28R-200 with serial numbers 28-30482, 28-35001 to 28-35830 inclusive.</p> <p>C - Used on PA-28-235 airplanes only.</p> <p>D - Used on PA-28R-180 and PA-28R-200 airplanes only.</p> <p>E - Used on PA-28R-180 with serial numbers 28-7130001 and up and PA-28R-200 with serial numbers 28-7135001 and up.</p> <p>F - Used on PA-28-140 with serial numbers 28-20002 and up, PA-28-150, PA-28-160 and PA-28-180 with serial numbers 28-1 to 28-5869 inclusive and PA-28-235 with serial numbers 28-10003 to 28-10719 inclusive.</p> <p>G - Used on PA-28-180 airplanes only.</p> <p>H - Used on PA-28R-180 with serial numbers 28-30005 to 28-30481 inclusive, 28-30483 to 28-31279 inclusive, and PA-28R-200 with serial numbers 28-30482, 28-35001 to 28-35830 inclusive.</p> <p>J - Used on PA-28-140 with serial numbers 28-20002 and up, PA-28-150, PA-28-160 and PA-28-180 with serial numbers 28-1 and up, and PA-28-235 with serial numbers 28-10003 to 28-10719 inclusive.</p>					

When ordering, always specify Part Number, Description and Serial Number of Aircraft





Figure and Index Number	Part Number	Code	NOMENCLATURE	No. Req.	SERIAL NUMBERS AFFECTED
13-32	62536-00	C	SUPPORT - Rear seat bottom, left	1	
	62536-02	D	SUPPORT - Rear seat bottom, left	1	
	62536-01	C	SUPPORT - Rear seat bottom, right	1	
	62536-03	D	SUPPORT - Rear seat bottom, right	1	
-33	62550-00		SUPPORT - Rear seat bottom, left	1	
	62550-01		SUPPORT - Rear seat bottom, right	1	
-34	62583-00		PLATE - Flap torque tube support, left	1	
	62583-01		PLATE - Flap torque tube support, right	1	
-35	62584-00	A	BLOCK - Rear seat support, left and right	2	28-1 to 28-1410 inclusive
	65050-00	B	BLOCK - Rear seat support, left and right	2	
-36	62585-00	A	CLIP - Rear seat support, left and right	2	28-1 to 28-1410 inclusive
-37	65003-03	B	BUSHING - Rear seat support	4	
-38	400 443	AW	BOLT - (AN3-12A)	2	28-1 to 28-1410 inclusive
	400 451	BW	BOLT - (AN3-20A)	2	
	407 694	A	WASHER - (AN960-D10)	2	28-1 to 28-1410 inclusive
	407 564	BW	WASHER - (AN960-10)	2	
	404 887	W	NUT - (MS20365-1032)	2	
-39	62763-00		SUPPORT - Torque shaft center	2	
-40	62421-00		FITTING - Flap torque tube assembly, left	1	
	62421-01		FITTING - Flap torque tube assembly, right	1	
<p>A - Used on PA-28-150, PA-28-160 and PA-28-180 only.</p> <p>B - Used on PA-28-150, PA-28-160 and PA-28-180 with serial numbers 28-1411 to 28-5869 inclusive, PA-28-235 with serial numbers 28-10003 to 28-11393 inclusive, PA-28R-180 with serial numbers 28-30005 to 28-30481 inclusive, 28-30483 to 28-31279 inclusive, and PA-28R-200 with serial numbers 28-30482, 28-35001 to 28-35830 inclusive.</p> <p>C - Used on PA-28-140 with serial numbers 28-20002 to 28-7125651 inclusive, PA-28-150, PA-28-160 and PA-28-180 with serial numbers 28-1 to 28-7105244 inclusive, PA-28-235 with serial numbers 28-10003 to 28-7110042 inclusive, PA-28R-180 with serial numbers 28-30005 to 28-7130019 inclusive, and PA-28R-200 with serial numbers 28-30482, 28-35001 to 28-7135238 inclusive.</p> <p>D - Used on PA-28-140 with serial numbers 28-7225001 and up, PA-28-180 with serial numbers 28-7205001 and up, PA-28-235 with serial numbers 28-7210001 and up and PA-28R-200 with serial numbers 28-7235001 and up.</p> <p>W - These parts <u>must</u> be ordered from Service Spares Department, Piper Aircraft, <u>Lock Haven, Penna.</u></p>					

When ordering, always specify Part Number, Description and Serial Number of Aircraft



Figure and Index Number	Part Number	Code	NOMENCLATURE	No. Req.	SERIAL NUMBERS AFFECTED
13-41	62596-00	F	CHANNEL - Tunnel, side, left	1	
	62596-02	G	CHANNEL - Tunnel, side, left	1	
	67274-00	H	CHANNEL - Tunnel, side, left	1	
	76118-00	J	CHANNEL - Tunnel, side, left	1	28-7235001 and up
	62596-01	F	CHANNEL - Tunnel, side, right	1	
	62596-03	G	CHANNEL - Tunnel, side, right	1	
	67274-01	H	CHANNEL - Tunnel, side, right	1	
	76118-01	J	CHANNEL - Tunnel, side, right	1	28-7235001 and up
-41a	76119-00	J	CHANNEL - Tunnel, side extension	1	28-7235001 and up
	76119-01	J	CHANNEL - Tunnel, side extension	1	28-7235001 and up
-42	62601-00	A	PLATE - Tunnel, top front	1	28-1 to 28-1021 inclusive
	62601-03	ABC	PLATE - Tunnel, top front	1	28-1022 and up
	67275-00	D	PLATE - Tunnel, top front	1	
-43	62603-00	ABC	ANGLE - Tunnel, heat duct, left	1	
	62603-01	ABC	ANGLE - Tunnel, heat duct, right	1	
-44	62604-00	E	ANGLE - Tunnel, heat duct, left	1	
	99418-00	KL	ANGLE - Tunnel, heat duct, left	1	
	62604-01	E	ANGLE - Tunnel, heat duct, right	1	
	99418-01	KL	ANGLE - Tunnel, heat duct, right	1	
-45	62605-00	E	ANGLE - Tunnel, heat duct	2	
	99417-00	KL	ANGLE - Tunnel, heat duct	2	
	99417-00	J	ANGLE - Tunnel, heat duct	4	28-7235001 and up

A - Used on PA-28-150, PA-28-160 and PA-28-180 only.  
 B - Used on PA-28-140 airplanes only.  
 C - Used on PA-28-235 airplanes only.  
 D - Used on PA-28R-180 and PA-28R-200 airplanes only.  
 E - Used on PA-28-140 with serial numbers 28-20002 to 28-26956 inclusive, PA-28-150, PA-28-160 and PA-28-180 with serial numbers 28-1 to 28-5869 inclusive, PA-28-235 with serial numbers 28-10003 to 28-11393 inclusive, PA-28R-180 with serial numbers 28-30005 to 28-30481 inclusive, 28-30483 to 28-31279 inclusive, and PA-28R-200 with serial numbers 28-30482, 28-35001 to 28-35830 inclusive.  
 F - Used on PA-28-140 with serial numbers 28-20002 to 28-7125651 inclusive, PA-28-150, PA-28-160 and PA-28-180 with serial numbers 28-1 to 28-7105244 inclusive, and PA-28-235 with serial numbers 28-10003 to 28-7110042 inclusive.  
 G - Used on PA-28-140 with serial numbers 28-7225001 and up, PA-28-180 with serial numbers 28-7205001 and up, and PA-28-235 with serial numbers 28-7210001 and up.  
 H - Used on PA-28R-180 with serial numbers 28-30005 to 28-7130019 inclusive, and PA-28R-200 with serial numbers 28-30482, 28-35001 to 28-7135238 inclusive.  
 J - Used on PA-28R-200 airplanes only.  
 K - Used on PA-28-140 with serial numbers 28-7125001 and up.  
 L - Used on PA-28-180 with serial numbers 28-7105001 and up, PA-28R-180 with serial numbers 28-7130001 to 28-7130019 inclusive, PA-28R-200 with serial numbers 28-7135001 to 28-7135238 inclusive, and PA-28-235 with serial numbers 28-7110001 and up.

When ordering, always specify Part Number, Description and Serial Number of Aircraft



Figure and Index Number	Part Number	Code	NOMENCLATURE	No. Req.	SERIAL NUMBERS AFFECTED
13-46	62620-00	ABC	BRACKET - Pulley	2	
	67269-00	D	BRACKET ASSEMBLY - Pulley, bottom	1	28-30005 to 28-30878 inclusive
	67269-02	D	BRACKET ASSEMBLY - Pulley, bottom	1	28-30879 and up
	67276-00	D	BRACKET - Pulley, top	1	28-30005 to 28-30878 inclusive
	67276-03	D	BRACKET - Pulley, top	1	28-30879 and up
-47	12761-02	W	COVER ASSEMBLY - Inspection	2	
-48	65126-00	C	STIFFENER - Lower cockpit, right	1	
	65126-00	E	STIFFENER - Lower cockpit, right	1	28-7235001 and up
-49	65127-00	C	STIFFENER - Lower cockpit, left	1	
	65126-01	E	STIFFENER - Lower cockpit, left	1	28-7235001 and up
-50	65071-00	C	BASE ASSEMBLY - Fuel selector	1	
-51	65072-00	C	COVER ASSEMBLY - Fuel selector access	1	
-52	65077-00	C	COVER ASSEMBLY - Fuel pump access	1	28-10003 to 28-10719 inclusive
	65533-00	C	COVER ASSEMBLY - Fuel pump access	1	28-10720 and up
-53	65211-00	C	BOX ASSEMBLY - Fuel pump	1	28-10003 to 28-10062 inclusive
	65415-00	C	BOX ASSEMBLY - Fuel pump	1	28-10063 to 28-10719 inclusive
	65428-00	C	BOX ASSEMBLY - Fuel pump	1	28-10720 and up
-54	65212-00	C	COVER ASSEMBLY - Fuel pump	1	28-10003 to 28-10062 inclusive
	65414-00	C	COVER ASSEMBLY - Fuel pump box	1	28-10063 to 28-10719 inclusive
	65459-00	C	COVER - Fuel pump box	1	28-10720 and up
-55	62268-00	B	HAT ASSEMBLY - Battery box support, front	1	
	62268-02	B	HAT ASSEMBLY - Battery box support, rear	1	
-56	401 269	W	BOLT - Top forward (AN3-10A)	2	
	401 266	W	BOLT - Bottom forward and rear (AN3-5A)	6	
	407 694		WASHER - (AN960-D10)	10	
	404 887	W	NUT - (MS20365-1032)	8	
-57	400 862		BOLT - Clevis (AN23-10A)	4	
	407 694		WASHER - (AN960-D10)	4	
	404 887	W	NUT - (MS20365-1032)	4	
-58	400 863		BOLT - Clevis (AN23-11A)	8	
	407 694		WASHER - (AN960-D10)	8	
	404 888	W	NUT - (MS20365-428)	8	
-59	67572-00	D	SUPPORT - Landing gear override	1	
-60	67574-00	D	SUPPORT - Diaphragm	1	

A - Used on PA-28-150, PA-28-160 and PA-28-180 only.  
 B - Used on PA-28-140 airplanes only.  
 C - Used on PA-28-235 airplanes only.  
 D - Used on PA-28R-180 and PA-28R-200 airplanes only.  
 E - Used on PA-28R-200 airplanes only.  
 W - These parts must be ordered from Service Spares Department, Piper Aircraft, Lock Haven, Penna.

When ordering, always specify Part Number, Description and Serial Number of Aircraft



Figure and Index Number	Part Number	Code	NOMENCLATURE	No. Req.	SERIAL NUMBERS AFFECTED
13-61	62660-00	EG	LOWER COCKPIT ASSEMBLY - Aft	1	
	62660-15	EH	LOWER COCKPIT ASSEMBLY - Aft	1	28-7205001 and up
	62660-12	CE	LOWER COCKPIT ASSEMBLY - Aft	1	28-10003 to 28-7110042 inclusive
	62660-16	EJ	LOWER COCKPIT ASSEMBLY - Aft	1	
	62277-00	BE	LOWER COCKPIT ASSEMBLY - Aft	1	28-20002 to 28-24999 inclusive
	62277-02	BE	LOWER COCKPIT ASSEMBLY - Aft	1	28-25000 to 28-7125651 inclusive
	62277-03	BE	LOWER COCKPIT ASSEMBLY - Aft	1	28-7225001 and up
-62	76120-00	K	CHANNEL - Sta. 67, 68, left	1	28-7235001 and up
	76120-01	K	CHANNEL - Sta. 67, 68, right	1	28-7235001 and up
-63	62597-00		PLATE - Tunnel, top rear	1	28-1 to 28-670 inclusive
	63286-00	A	PLATE - Tunnel, top rear	1	28-671 to 28-4377 inclusive
	63286-00	B	PLATE - Tunnel, top rear	1	
	63286-00	C	PLATE - Tunnel, top rear	1	28-10003 to 28-10719 inclusive
	65634-00	C	PLATE - Tunnel, top rear	1	28-10720 and up
	65634-00	F	PLATE - Tunnel, top rear	1	
	76121-00	K	PLATE - Tunnel, top rear	1	28-7235001 and up
-64	62599-00		PLATE - Tunnel, top, center rear	1	28-1 to 28-670 inclusive
	63287-00		PLATE - Tunnel, top, center rear	1	28-671 and up
-65	62600-00		PLATE - Tunnel, top, center front	1	28-1 to 28-670 inclusive
	63288-00	ABD	PLATE - Tunnel, top, center front	1	28-671 and up
	65409-00	C	PLATE - Tunnel, top, center front	1	28-10003 to 28-10785 inclusive
	69095-00	C	PLATE - Tunnel, top, center front	1	28-10786 and up

A - Used on PA-28-150, PA-28-160 and PA-28-180 only.  
 B - Used on PA-28-140 only.  
 C - Used on PA-28-235 only.  
 D - Used on PA-28R-180 and PA-28R-200 only.  
 E - See Figure 14 for component parts.  
 F - Used on PA-28-180 with serial numbers 28-4378 and up, PA-28R-180 with serial numbers 28-30005 to 28-7130019 inclusive, and PA-28R-200 with serial numbers 28-30482, 28-35001 to 28-7135238 inclusive.  
 G - Used on PA-28-150, PA-28-160 and PA-28-180 with serial numbers 28-1 to 28-7105244 inclusive, PA-28R-180 with serial numbers 28-30005 to 28-7130019 inclusive, and PA-28R-200 with serial numbers 28-30482, 28-35001 to 28-7135238 inclusive.  
 H - Used on PA-28-180 airplanes only.  
 J - Used on PA-28-235 with serial numbers 28-7210001 and up, and PA-28R-200 with serial numbers 28-7235001 and up.  
 K - Used on PA-28R-200 airplanes only.

When ordering, always specify Part Number, Description and Serial Number of Aircraft

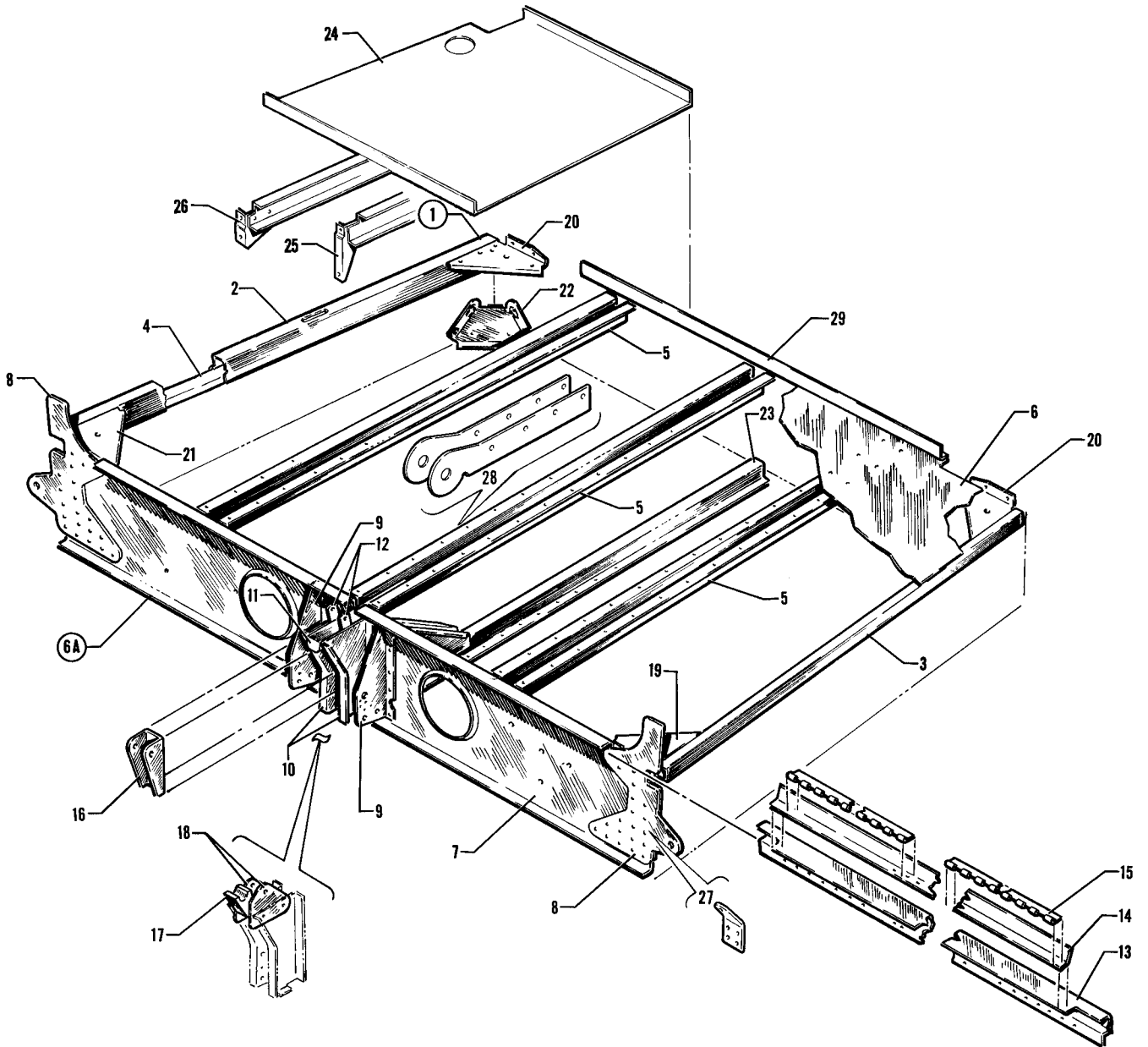


Figure 14. Lower Aft Cockpit Assembly



Figure and Index Number	Part Number	Code	NOMENCLATURE	No. Req.	SERIAL NUMBERS AFFECTED
14-1	62660-00	K	LOWER COCKPIT ASSEMBLY - Aft	1	
	62660-15	L	LOWER COCKPIT ASSEMBLY - Aft	1	28-7205001 and up
	62660-12	B	LOWER COCKPIT ASSEMBLY - Aft	1	28-10003 to 28-7110042 inclusive
	62660-16	M	LOWER COCKPIT ASSEMBLY - Aft	1	
	62277-00	C	LOWER COCKPIT ASSEMBLY - Aft	1	28-20002 to 28-24999 inclusive
	62277-02	C	LOWER COCKPIT ASSEMBLY - Aft	1	28-25000 to 28-7125651 inclusive
	62277-03	C	LOWER COCKPIT ASSEMBLY - Aft	1	28-7225001 and up
-2	62535-00	ABE	CHANNEL - Baggage compartment, right	1	
	66796-00	ABF	CHANNEL - Baggage compartment, right	1	
	62660-08	C	CHANNEL ASSEMBLY - Right	1	
-3	62660-07		STRINGER ASSEMBLY - Left	1	
-4	62660-08	AB	CHANNEL ASSEMBLY - Right	1	
-5	62531-00	AB	HAT - Baggage floor	1	
-6	62530-00	ABE	FLOOR - Baggage compartment	1	
	66795-00	ABF	FLOOR - Baggage compartment	1	
-6a	62695-00	H	FRAME ASSEMBLY - Lower, Sta. 128.737	1	
	62695-02	J	FRAME ASSEMBLY - Lower, Sta. 128.737	1	
	62263-00	C	FRAME ASSEMBLY - Lower, Sta. 128.737	1	28-20002 to 28-24999 inclusive
	62263-02	C	FRAME ASSEMBLY - Lower, Sta. 128.737	1	28-25000 to 28-7125651 inclusive
	62263-03	C	FRAME ASSEMBLY - Lower, Sta. 128.737	1	28-7225001 and up
-7	62411-00	GH	CHANNEL - Lower cockpit	1	
	62411-02	DJ	CHANNEL - Lower cockpit	1	
-8	62448-00		FITTING - Lower cockpit, left	1	
	62448-01		FITTING - Lower cockpit, right	1	
<p>A - Used on PA-28-150, PA-28-160, PA-28-180, PA-28R-180 and PA-28R-200 airplanes only.                      B - Used on PA-28-235 airplanes only.                      C - Used on PA-28-140 airplanes only.                      D - Used on PA-28-140 with serial numbers 28-7225001 and up.                      E - Used if baggage door does not have push button latch.                      F - Used if baggage door has push button latch.                      G - Used on PA-28-140 with serial numbers 28-20002 to 28-7125651 inclusive.                      H - Used on PA-28-150, PA-28-160 and PA-28-180 with serial numbers 28-1 to 28-7105244 inclusive, PA-28-235 with serial numbers 28-10003 to 28-7110042 inclusive, PA-28R-180 with serial numbers 28-30005 to 28-7130019 inclusive, and PA-28R-200 with serial numbers 28-30482, 28-35001 to 28-7135238 inclusive.                      J - Used on PA-28-180 with serial numbers 28-7205001 and up, PA-28-235 with serial numbers 28-7210001 and up, and PA-28R-200 with serial numbers 28-7235001 and up.                      K - Used on PA-28-150, PA-28-160 and PA-28-180 with serial numbers 28-1 to 28-7105244 inclusive, PA-28R-180 with serial numbers 28-30005 to 28-7130019 inclusive, and PA-28R-200 with serial numbers 28-30482, 28-35001 to 28-7135238 inclusive.                      L - Used on PA-28-180 airplanes only.                      M - Used on PA-28-235 with serial numbers 28-7210001 and up, and PA-28R-200 with serial numbers 28-7235001 and up.</p>					

When ordering, always specify Part Number, Description and Serial Number of Aircraft



Figure and Index Number	Part Number	Code	NOMENCLATURE	No. Req.	SERIAL NUMBERS AFFECTED
14-9	62563-00		BRACKET - Lower cockpit, left	1	
	62563-01		BRACKET - Lower cockpit, right	1	
-10	62567-00	GH	BRACKET - Rear seat belt support, left	1	
	99700-00	FJ	BRACKET - Rear seat belt support, left	1	
	62567-01	GH	BRACKET - Rear seat belt support, right	1	
	99700-01	FJ	BRACKET - Rear seat belt support, right	1	
-11	62570-00	H	BAR - Support	1	
-12	65054-00	E	LINK - Seat support, center	2	
-13	62258-00	C	STIFFENER - Lower cockpit frame	1	28-20002 to 28-7125651 inclusive
	62258-02	C	STIFFENER - Lower cockpit frame	1	28-7225001 and up
-14	62261-00	C	ANGLE - Lower cockpit frame	1	
-15	62262-00	C	HINGE HALF - Baggage floor	2	
-16	65511-00	CD	CHANNEL ASSEMBLY - Seat belt tie down	1	28-20910 and up
-16a	99701-00	J	DOUBLER - Seat belt attachment	1	
-17	62568-00		BLOCK - Seat support, center	1	28-1 to 28-1410 inclusive
-18	62569-00		PLATE - Seat support block, center	2	28-1 to 28-1410 inclusive
-19	62529-00	AB	BRACKET - Baggage compartment	1	
-20	62618-00	AB	BRACKET - Baggage compartment, left	1	
	62618-01	AB	BRACKET - Baggage compartment, right	1	
-21	62619-00	AB	BRACKET - Baggage compartment, right	1	

- A - Used on PA-28-150, PA-28-160, PA-28-180, PA-28R-180 and PA-28R-200 airplanes only.
- B - Used on PA-28-235 airplanes only.
- C - Used on PA-28-140 airplanes only.
- D - Used on PA-28-140 with serial numbers 28-20002 to 28-20909 inclusive if Kit 756 962 has been installed.
- E - Used on PA-28-150, PA-28-160 and PA-28-180 with serial numbers 28-1411 to 28-7105244 inclusive, PA-28-235 with serial numbers 28-10003 to 28-7110042 inclusive, PA-28R-180 with serial numbers 28-30005 to 28-7130019 inclusive, and PA-28R-200 with serial numbers 28-30482, 28-35001 to 28-7135238 inclusive.
- F - Used on PA-28-140 with serial numbers 28-7225001 and up.
- G - Used on PA-28-140 with serial numbers 28-20002 to 28-7125651 inclusive.
- H - Used on PA-28-150, PA-28-160 and PA-28-180 with serial numbers 28-1 to 28-7105244 inclusive, PA-28-235 with serial numbers 28-10003 to 28-7110042 inclusive, PA-28R-180 with serial numbers 28-30005 to 28-7130019 inclusive, and PA-28R-200 with serial numbers 28-30482, 28-35001 to 28-7135238 inclusive.
- J - Used on PA-28-180 with serial numbers 28-7205001 and up, PA-28-235 with serial numbers 28-7210001 and up, and PA-28R-200 with serial numbers 28-7235001 and up.

When ordering, always specify Part Number, Description and Serial Number of Aircraft



Figure and Index Number	Part Number	Code	NOMENCLATURE	No. Req.	SERIAL NUMBERS AFFECTED
14-22	65382-00	AC	DOUBLER ASSEMBLY - Step	1	
	65383-00	B	DOUBLER ASSEMBLY - Step	1	
-23	65506-00	CD	SUPPORT ASSEMBLY - Seat belt tie down	1	28-20910 to 28-7125651 inclusive
	65506-02	C	SUPPORT ASSEMBLY - Seat belt tie down	1	28-7225001 and up
-24	66730-00	C	SHELF ASSEMBLY - Electronics	1	28-25000 and up
-25	66728-00	C	ANGLE - Electronics shelf	1	28-25000 and up
-26	66729-00	C	ANGLE - Electronics shelf	1	28-25000 and up
-27	99702-00	EF	LINK - Seat belt attachment	2	
-28	99699-00	E	CHANNEL - Seat belt attachment	1	
-29	62859-00	G	ANGLE - Lower cockpit	1	
<p>A - Used on PA-28R-180 with serial numbers 28-30005 to 28-7130019 inclusive, PA-28R-200 with serial numbers 28-30482, 28-35001 to 28-7135238 inclusive, PA-28-150, PA-28-160 and PA-28-180 airplanes.</p> <p>B - Used on PA-28-235 with serial numbers 28-10003 and up, and PA-28R-200 with serial numbers 28-7235001 and up.</p> <p>C - Used on PA-28-140 airplanes only.</p> <p>D - Used on PA-28-140 with serial numbers 28-20002 to 28-20909 inclusive if Kit 756 962 has been installed.</p> <p>E - Used on PA-28-180 with serial numbers 28-7205001 and up, PA-28-235 with serial numbers 28-7210001 and up, and PA-28R-200 with serial numbers 28-7235001 and up.</p> <p>F - Used on PA-28-140 with serial numbers 28-7225001 and up.</p> <p>G - Used on PA-28-150, PA-28-160 and PA-28-180 with serial numbers 28-1 to 28-5600 inclusive, PA-28-235 with serial numbers 28-10003 to 28-10719 inclusive, PA-28R-180 and PA-28R-200 airplanes.</p>					

When ordering, always specify Part Number, Description and Serial Number of Aircraft



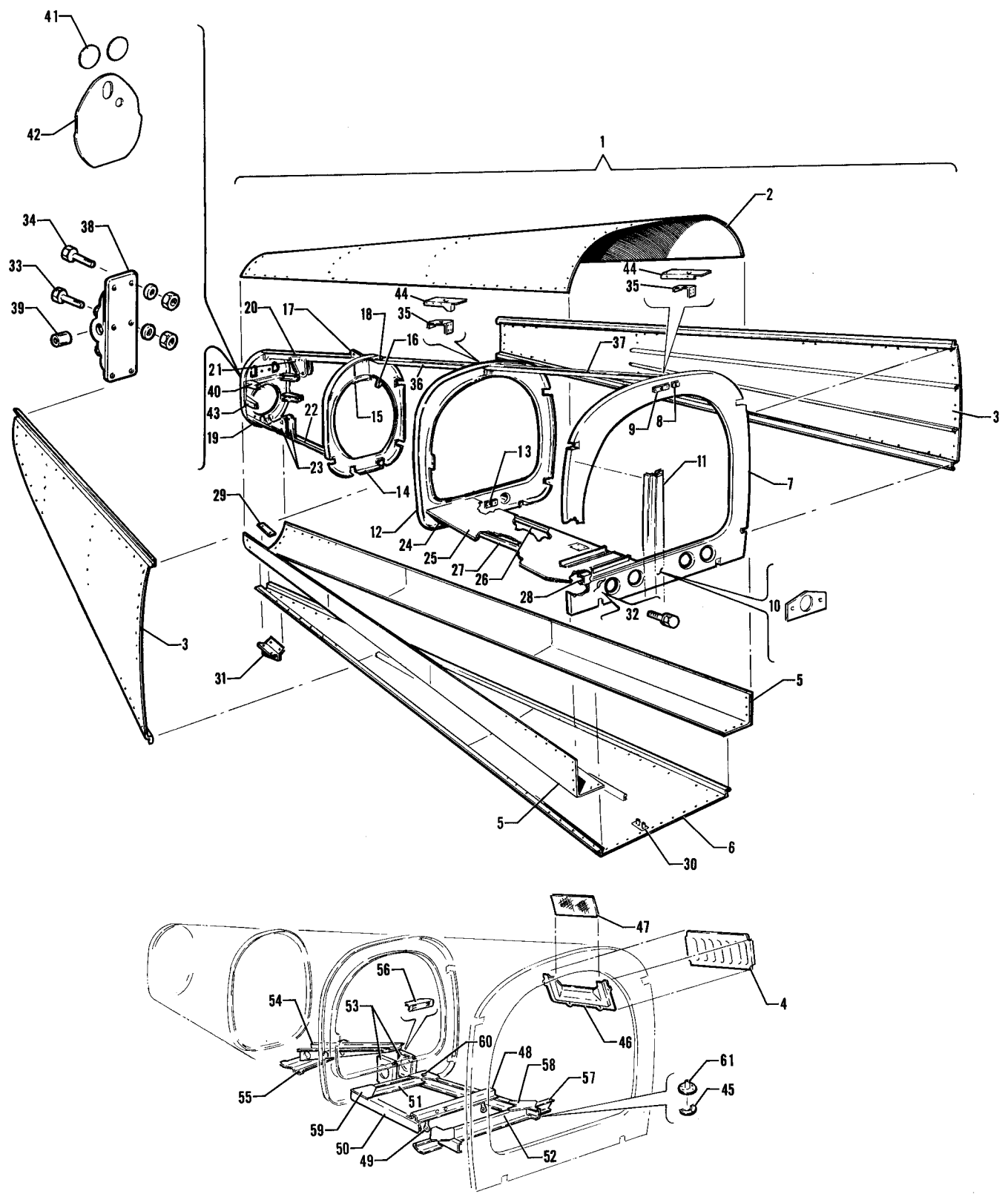


Figure 15. Fuselage Aft Section



Figure and Index Number	Part Number	Code	NOMENCLATURE	No. Req.	SERIAL NUMBERS AFFECTED
15-	99466 99549	FJ	DRAWING - Fuselage Assembly, Aft Section DRAWING - Condenser Fram Installation, Air Conditioning		
-1	99466-00	A	FUSELAGE ASSEMBLY - Aft section	1	28-1 to 28-4377 inclusive
	99466-02	B	FUSELAGE ASSEMBLY - Aft section	1	28-10003 to 28-10719 inclusive
	99466-03	B	FUSELAGE ASSEMBLY - Aft section	1	28-10720 to 28-11039 inclusive
	99466-04	C	FUSELAGE ASSEMBLY - Aft section	1	
	99466-05	E	FUSELAGE ASSEMBLY - Aft section	1	
-2	99468-00		SKIN - Upper	1	
-3	99470-00		SKIN ASSEMBLY - Side, left	1	
	99470-01		SKIN ASSEMBLY - Side, right	1	
	99549-08	FJ	SKIN ASSEMBLY - Side, left	1	
	99549-07	FJ	SKIN ASSEMBLY - Side, right	1	
-4	99559-00	FJ	LOUVER - Air conditioning exhaust, left	1	
	99559-01	FJ	LOUVER - Air conditioning exhaust, right	1	
-5	99471-00	C	SKIN - Lower side, left	1	
	99471-02	ABD	SKIN - Lower side, left	1	
	99471-01	C	SKIN - Lower side, right	1	
	99471-03	ABD	SKIN - Lower side, right	1	
-6	99469-03		SKIN ASSEMBLY - Lower center	1	
	99549-09	FJ	SKIN ASSEMBLY - Lower center	1	
-7	62442-00	G	BULKHEAD ASSEMBLY - Fuselage, Sta. 156.00	1	
	65640-00	H	BULKHEAD ASSEMBLY - Fuselage, Sta. 156.00	1	
	62442-04	C	BULKHEAD ASSEMBLY - Fuselage, Sta. 156.00	1	
-8	62658-00		FAIRLEAD	1	
-9	62661-00		FAIRLEAD	1	
-10	62665-02		FAIRLEAD	4	
-11	62630-00		CHANNEL - Baggage door, right	1	
-12	62443-00		BULKHEAD ASSEMBLY - Fuselage, Sta. 191.00	1	
-13	62662-00		FAIRLEAD	1	

- A - Used on PA-28-150, PA-28-160 and PA-28-180 only.
- B - Used on PA-28-235 only.
- C - Used on PA-28-140 only.
- D - Used on PA-28R-180 and PA-28R-200 airplanes.
- E - Used on PA-28-180 with serial numbers 28-4378 and up, PA-28-235 with serial numbers 28-11040 and up, PA-28R-180 and PA-28R-200 airplanes.
- F - Used if air conditioning is installed.
- G - Used on PA-28-150, PA-28-160 and PA-28-180 with serial numbers 28-1 to 28-4377 inclusive and PA-28-235 with serial numbers 28-10003 to 28-10719 inclusive.
- H - Used on PA-28-235 with serial numbers 28-10720 and up, PA-28-180 with serial numbers 28-4378 and up, PA-28R-180 and PA-28R-200 airplanes.
- J - Used on PA-28-140 with serial numbers 28-7125472 and up, PA-28-180 with serial numbers 28-7205092 and up, and PA-28R-200 with serial numbers 28-7235001 and up.

When ordering, always specify Part Number, Description and Serial Number of Aircraft



Figure and Index Number	Part Number	Code	NOMENCLATURE	No. Req.	SERIAL NUMBERS AFFECTED
15-14	62444-03		BULKHEAD ASSEMBLY - Fuselage, Sta. 228. 30	1	
-15	62753-00		BRACKET - Stabilator trim	1	
-16	62817-00		BRACKET - Stabilator trim indicator pulley	1	
-17	62453-00		FITTING - Frame, Sta. 228. 30	1	
-18	66955-00		DOUBLER - Frame, top, Sta. 228. 30	1	
-19	62445-00		BULKHEAD ASSEMBLY - Fuselage, Sta. 255. 125	1	
-20	62451-00		STRINGER ASSEMBLY - Hat section	1	
-21	62452-00		BRACKET - Stabilator pulley, left	1	
	62452-01		BRACKET - Stabilator pulley, right	1	
-22	62455-00		STRINGER ASSEMBLY - Hat section	1	
-23	62457-00		BRACKET - Stabilator pulley, left	1	
	62457-01		BRACKET - Stabilator pulley, right	1	
-24	62696-03	C	SHELF ASSEMBLY - Battery	1	
	65558-00	B	SHELF ASSEMBLY - Battery	1	28-10720 to 28-11039 inclusive
	67367-00	D	SHELF ASSEMBLY - Battery	1	
-25	62702-00	C	WEB - Battery shelf	1	
	65557-00	B	WEB - Battery shelf	1	28-10720 to 28-11039 inclusive
	67366-00	D	WEB - Battery shelf	1	
-26	62463-00	A	CHANNEL - Battery shelf, inboard	1	
-27	62464-00	A	CHANNEL - Battery shelf, outboard	1	
-28	62465-00	A	CHANNEL - Battery shelf, front	2	
-29	62471-00		SPACER - Tail skid	2	
-30	63947-00	A	VENT ASSEMBLY - Battery	1	
-31	66769-00		SKID ASSEMBLY - Tail	1	
-32	400 438	AW	BOLT - (AN3-4A)	4	
	407 694	A	WASHER - (AN960-D10)	4	
-33	401 266	W	BOLT - (AN3-5A)	4	
	407 564	W	WASHER - (AN960-10)	8	
	404 887	W	NUT - (MS20365-1032C)	4	
-34	401 266	W	BOLT - (AN3-5A)	8	
	407 564	W	WASHER - (AN960-10)	8	
	404 887	W	NUT - (MS20365-1032C)	8	
-35	65343-00		CLIP - Antenna mount	2	
-36	66974-00	A	STRINGER - Top, Sta. 191 to Sta. 228. 30	1	
-37	65114-00	A	STRINGER - Top, Sta. 156 to Sta. 191	1	

- A - Used on PA-28-150, PA-28-160, PA-28-180, PA-28-235, PA-28R-180 and PA-28R-200 airplanes.
- B - Used on PA-28-235 airplanes only.
- C - Used on PA-28-150, PA-28-160 and PA-28-180 with serial numbers 28-1 to 28-4377 inclusive, and PA-28-235 with serial numbers 28-10003 to 28-10719 inclusive.
- D - Used on PA-28-180 with serial numbers 28-4378 and up, PA-28-235 with serial numbers 28-11040 and up, PA-28R-180 and PA-28R-200 airplanes.
- W - These parts must be ordered from Service Spares Department, Piper Aircraft, Lock Haven, Penna.

When ordering, always specify Part Number, Description and Serial Number of Aircraft



Figure and Index Number	Part Number	Code	NOMENCLATURE	No. Req.	SERIAL NUMBERS AFFECTED
15-38	62645-00	B	FITTING ASSEMBLY - Stabilator attachment	2	
	62645-04	C	FITTING ASSEMBLY - Stabilator attachment	2	
-39	452 394		BEARING - (DW4K2)	2	
-40	62413-00		FITTING ASSEMBLY - Upper, left	1	
	62413-01		FITTING ASSEMBLY - Upper, right	1	
-41	63078-08	A	DISC - Closeout	2	
-42	65494-00	A	PLATE ASSEMBLY - Aft fuselage closeout	1	
-43	62414-00		FITTING ASSEMBLY - Lower, left	1	
	62414-01		FITTING ASSEMBLY - Lower, right	1	
-44	99813-00		DOUBLER - Antenna mount, forward	1	
	99805-00		DOUBLER - Antenna mount, aft	1	
-45	22482-00	DW	SCOOP - Evaporator vent	1	
-46	99615-00	D	COVER - Air conditioning exhaust louver, left	1	
	99615-01	D	COVER - Air conditioning exhaust louver, right	1	
-47	99631-00	D	FILTER - Air conditioning exhaust	2	
-48	99496-00	D	BRACKET ASSEMBLY - Condenser door actuation	1	
-49	99561-00	D	BEARING ASSEMBLY - Condenser door actuation	2	
-50	99272-00	D	CHANNEL - Condenser door frame	2	
-51	99273-00	D	STIFFENER - Condenser door frame	1	
-52	99278-00	D	ZEE ASSEMBLY - Condenser door frame	1	
-53	99552-02	D	BRACKET ASSEMBLY - Condenser door bellcrank, left	1	
	99552-00	D	BRACKET ASSEMBLY - Condenser door bellcrank, right	1	
-54	99558-00	D	BRACKET - Motor mount, condenser actuator	1	
-55	99545-00	D	BRACKET ASSEMBLY - Motor support	1	
-56	99555-00	D	BRACKET - Brace	1	
-57	99487-00	D	BRACE - Condenser frame, left	1	
	99487-01	D	BRACE - Condenser frame, right	1	
-58	99488-00	D	GUSSET - Condenser frame, forward	2	
-59	99280-00	D	GUSSET - Condenser frame, aft, left	1	
	99280-01	D	GUSSET - Condenser frame, aft, right	1	
-60	99498-00	D	MOUNT - Closed limit switch	1	
-61	99609-00	D	VENT ASSEMBLY - Evaporator	1	

A - Used on PA-28-235 with serial numbers 28-10720 and up, PA-28-140, PA-28-150, PA-28-160, PA-28-180, PA-28R-180 and PA-28R-200 airplanes.  
 B - Used on PA-28-150, PA-28-160 and PA-28-180 with serial numbers 28-1 to 28-4377 inclusive.  
 C - Used on PA-28-180 with serial numbers 28-4378 and up, PA-28-140, PA-28-235, PA-28R-180 and PA-28R-200 airplanes.  
 D - Used on PA-28-140 with serial numbers 28-7125472 and up, PA-28-180 with serial numbers 28-7205092 and up, and PA-28R-200 with serial numbers 28-7235001 and up if air conditioning is installed.  
 W - These parts must be ordered from Service Spares Department, Piper Aircraft, Lock Haven, Penna.

When ordering, always specify Part Number, Description and Serial Number of Aircraft

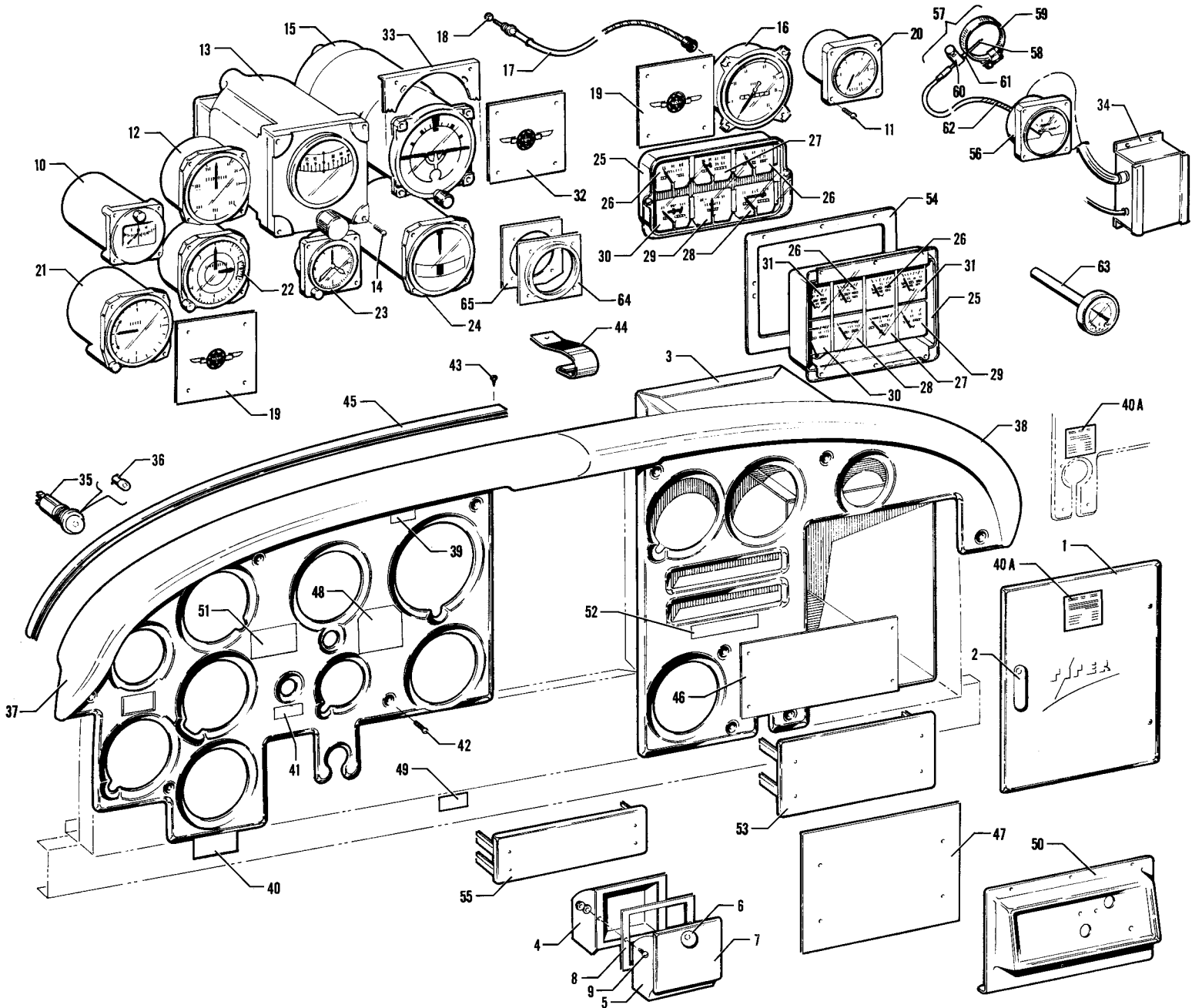


Figure 16. Instrument Panel Installation  
 (PA-28-150-160-180 - Serial Nos. 28-1 to 28-4377 inclusive)  
 (PA-28-235 - Serial Nos. 28-10003 to 28-11039 inclusive)  
 (PA-28-140 - Serial Nos. 28-20002 to 28-24999 inclusive)

REVISED: AUGUST 1971

PA-28-140  
 PA-28-150  
 PA-28-160  
 PA-28-180  
 PA-28-235

**INTENTIONALLY LEFT BLANK**

**<http://stores.ebay.com/UserFriendlyCDs>**



Figure and Index Number	Part Number	Code	NOMENCLATURE	No. Req.	SERIAL NUMBERS AFFECTED
16-	63204 62156 62935 62898 65437 65446	K K K B C C	DRAWING - Instruments Installation DRAWING - Instruments Installation DRAWING - Instruments Installation DRAWING - Instruments Installation DRAWING - Instruments Installation DRAWING - Instruments Installation		28-1 to 28-1230 inclusive 28-1231 to 28-1760 inclusive 28-1761 to 28-4377 inclusive 28-20002 to 28-24999 inclusive 28-10003 to 28-10486 inclusive 28-10487 to 28-11039 inclusive
-1	20596-00 62378-00	DW E	DOOR ASSEMBLY - Glove compartment DOOR ASSEMBLY - Glove compartment	1 1	
-2	571 069	E	KNOB - Glove compartment door	1	
-3	20589-00 62358-00	DW E	COMPARTMENT ASSEMBLY - Glove COMPARTMENT ASSEMBLY - Glove	1 1	
-4	484 385	FW	RETAINER - Ash box	1	
-5	453 141	FW	BOX - Ash	1	
-6	18875-06	FW	KNOB - Ash box	1	
-7	13950-00	FW	PLATE - Ash box	1	
-8	18467-00	FW	PLATE - Ash box retainer	1	
-9	415 145 407 562 404 909	EW EW EW	SCREW - (AN526R-6-5) WASHER - (AN960-6) NUT - (MS20365-632)	14 14 14	
-10	450 765		INSTRUMENT - Compass	1	
-11	415 151	W	SCREW - (AN526-632R12)	29	
-12	450 762 450 793 550 618 450 799 550 600 550 617	G H C GJ HJ CJ	INSTRUMENT - Airspeed (63205-00) INSTRUMENT - Airspeed (63205-02) INSTRUMENT - Airspeed (63205-03) INSTRUMENT - True airspeed, adjustable (62143-00) INSTRUMENT - True airspeed, adjustable (62143-02) INSTRUMENT - True airspeed, adjustable (62143-03)	1 1 1 1 1 1	
			A - Used on PA-28-140 with serial numbers 28-20002 to 28-24999 inclusive, PA-28-150, PA-28-160 and PA-28-180 with serial numbers 28-1 to 28-4377 inclusive, and PA-28-235 with serial numbers 28-10003 to 28-11039 inclusive. B - Used on PA-28-140 airplanes only. C - Used on PA-28-235 airplanes only. D - Used on PA-28-140 with serial numbers 28-20002 to 28-24999 inclusive, PA-28-150, PA-28-160 and PA-28-180 with serial numbers 28-1 to 28-1760 inclusive, and PA-28-235 with serial numbers 28-10003 to 28-10486 inclusive. E - Used on PA-28-150, PA-28-160 and PA-28-180 with serial numbers 28-1761 to 28-4377 inclusive, and PA-28-235 with serial numbers 28-10487 to 28-11039. F - Used on PA-28-150, PA-28-160 and PA-28-180 with serial numbers 28-1 to 28-1760 inclusive, and PA-28-140 with serial numbers 28-20002 to 28-24999. G - Used on PA-28-140, PA-28-150 and PA-28-160 airplanes only. H - Used on PA-28-180 airplanes only. J - Optional equipment. K - Used on PA-28-150, PA-28-160 and PA-28-180 airplanes only. W - These parts must be ordered from Service Spares Department, Piper Aircraft, <u>Lock Haven, Penna.</u>		

When ordering, always specify Part Number, Description and Serial Number of Aircraft

PA-28-140  
PA-28-150  
PA-28-160  
PA-28-180  
PA-28-235



Figure and Index Number	Part Number	Code	NOMENCLATURE	No. Req.	SERIAL NUMBERS AFFECTED
16-13	550 647	GW	INSTRUMENT - Directional gyro (31699-00)	1	
	755 427	EW	INSTRUMENT - Directional gyro (3 inch)	1	
-14	415 458	W	SCREW - (AN526R-8-24)	7	
-15	550 646	GW	INSTRUMENT - Gyro horizon (31698-00)	1	
	755 428	EW	INSTRUMENT - Gyro horizon (3 inch)	1	
-16	450 646	FW	INSTRUMENT - Tachometer (13621-04)	1	28-1 to 28-1230 inclusive
	550 614	F	INSTRUMENT - Tachometer (62177-02)	1	28-1231 to 28-4377 inclusive
	550 614	B	INSTRUMENT - Tachometer (62177-02)	1	28-20002 to 28-24999 inclusive
	450 728	CW	INSTRUMENT - Tachometer (13621-06)	1	28-10003 to 28-11039 inclusive
-17	486 570	BFW	SHAFT - Tachometer (#1536463) (32 1/2" L)	1	
	486 564	C	SHAFT - Tachometer (#6409944) (26" L)	1	28-10003 to 28-10486 inclusive
	486 588	C	SHAFT - Tachometer (#6451955) (28" L)	1	28-10487 to 28-10719 inclusive
	486 576	CW	SHAFT - Tachometer (#1568859) (30" L)	1	28-10720 to 28-11039 inclusive
-18	85012-14	W	WASHER - Tachometer shaft	1	
-19	11199-00	W	PLATE ASSEMBLY - Cover	2	
-20	450 648	FW	GAUGE - Suction	1	28-1 to 28-1444 inclusive
	450 648	CW	GAUGE - Suction	1	28-10003 to 28-10152 inclusive
	550 629	BF	GAUGE - Suction	1	28-1445 and up
	550 629	C	GAUGE - Suction	1	28-10153 to 28-11039 inclusive
-21	67468-00		INSTRUMENT - Rate of climb	1	
-22	450 611	W	INSTRUMENT - Altimeter, standard (PAC 11343)	1	
	67467-00		INSTRUMENT - Altimeter, sensitive (Scale in inches of Mercury)	1	
	67467-02		INSTRUMENT - Altimeter, sensitive (Scale in Millibars)	1	
-23	550 597		INSTRUMENT - Clock (AN5743-L2)	1	
-24	450 658	W	INSTRUMENT - Turn and bank (#A-5)	1	
	450 788	DW	INSTRUMENT - Turn and bank (#A-2475-2) electric	1	
	550 782	W	INSTRUMENT - Pictorial rate of turn (#52D69)	1	
	41711-02	W	INSTRUMENT - Turn coordinator	1	
			A - Used on PA-28-140 with serial numbers 28-20002 to 28-24999 inclusive, PA-28-150, PA-28-160 and PA-28-180 with serial numbers 28-1 to 28-4377 inclusive, and PA-28-235 with serial numbers 28-10003 to 28-11039 inclusive.		
			B - Used on PA-28-140 airplanes only.		
			C - Used on PA-28-235 airplanes only.		
			D - Used on PA-28-150, PA-28-160 and PA-28-180 with serial numbers 28-2423 to 28-4377 inclusive, PA-28-140 with serial numbers 28-21446 to 28-24999 inclusive, and PA-28-235 with serial numbers 28-10661 to 28-11039 inclusive if Electric Turn and Bank is installed.		
			E - Used on PA-28-150, PA-28-160 and PA-28-180 with serial numbers 28-4085 to 28-4377 inclusive, PA-28-235 with serial numbers 28-10927 to 28-11039 inclusive, and PA-28-140 with serial numbers 28-23348 to 28-24999 inclusive.		
			F - Used on PA-28-150, PA-28-160 and PA-28-180 only.		
			G - No longer available.		
			W - These parts <u>must</u> be ordered from Service Spares Department, Piper Aircraft, <u>Lock Haven, Penna.</u>		

When ordering, always specify Part Number, Description and Serial Number of Aircraft





Figure and Index Number	Part Number	Code	NOMENCLATURE	No. Req.	SERIAL NUMBERS AFFECTED
16-25	63922-00	E	CLUSTER ASSEMBLY - Instrument	1	28-1 to 28-507 inclusive
	63922-02	E	CLUSTER ASSEMBLY - Instrument	1	28-508 to 28-1760 inclusive
	63426-00	G	CLUSTER ASSEMBLY - Instrument	1	
	63426-02	E	CLUSTER ASSEMBLY - Instrument	1	28-3378 to 28-4377 inclusive
	63922-02	B	CLUSTER ASSEMBLY - Instrument	1	28-20002 to 28-20550 inclusive
	65201-00	C	CLUSTER ASSEMBLY - Instrument	1	28-10003 to 28-10719 inclusive
	68809-00	C	CLUSTER ASSEMBLY - Instrument	1	28-10720 to 28-11039 inclusive
-26	752 070	F	INSTRUMENT - Fuel gauge	2	
	752 081	DF	INSTRUMENT - Fuel gauge	2	
	752 112	G	INSTRUMENT - Fuel gauge, left tank	1	
	752 113	G	INSTRUMENT - Fuel gauge, right tank	1	
	752 100	C	INSTRUMENT - Fuel gauge, left main	1	
	752 101	C	INSTRUMENT - Fuel gauge, right main	1	
-27	752 055	FW	INSTRUMENT - Fuel pressure	1	
	752 076	DFW	INSTRUMENT - Fuel pressure	1	
	752 097	H	INSTRUMENT - Fuel pressure	1	
-28	752 057	FW	INSTRUMENT - Oil temperature	1	
	752 078	DFW	INSTRUMENT - Oil temperature	1	
	752 096	H	INSTRUMENT - Oil temperature	1	
-29	752 058	FW	INSTRUMENT - Ammeter (40 - 0+40)	1	
	752 079	DFW	INSTRUMENT - Ammeter (40 - 0+40)	1	
	752 084	DF	INSTRUMENT - Ammeter (0 20 40)	1	
	752 099	G	INSTRUMENT - Ammeter (0 20 40)	1	
	752 121	E	INSTRUMENT - Ammeter (0 30 60)	1	28-3378 to 28-4377 inclusive
-30	752 099	C	INSTRUMENT - Ammeter (0 20 40)	1	28-10003 to 28-10719 inclusive
	752 121	C	INSTRUMENT - Ammeter (0 30 60)	1	28-10720 to 28-11039 inclusive
	752 071	F	INSTRUMENT - Oil pressure	1	
	752 082	DF	INSTRUMENT - Oil pressure	1	
	752 114	G	INSTRUMENT - Oil pressure	1	
	752 098	C	INSTRUMENT - Oil pressure	1	
-31	752 103	C	INSTRUMENT - Fuel gauge, left tip	1	
	752 102	C	INSTRUMENT - Fuel gauge, right tip	1	

A - Used on PA-28-140 with serial numbers 28-20002 to 28-24999 inclusive, PA-28-150, PA-28-160 and PA-28-180 with serial numbers 28-1 to 28-4377 inclusive, and PA-28-235 with serial numbers 28-10003 to 28-11039 inclusive.

B - Used on PA-28-140 airplanes only.

C - Used on PA-28-235 airplanes only.

D - White lettering.

E - Used on PA-28-150, PA-28-160 and PA-28-180 airplanes only.

F - Used on PA-28-150, PA-28-160 and PA-28-180 with serial numbers 28-1 to 28-1760 inclusive, and PA-28-140 with serial numbers 28-20002 to 28-20550.

G - Used on PA-28-150, PA-28-160 and PA-28-180 with serial numbers 28-1761 to 28-4377 inclusive, and PA-28-140 with serial numbers 28-20551 to 28-24999.

H - Used on PA-28-150, PA-28-160 and PA-28-180 with serial numbers 28-1761 to 28-4377 inclusive, PA-28-235 with serial numbers 28-10003 to 28-11039 inclusive, and PA-28-140 with serial numbers 28-20551 to 28-24999 inclusive.

W - These parts must be ordered from Service Spares Department, Piper Aircraft, Lock Haven, Penna.

When ordering, always specify Part Number, Description and Serial Number of Aircraft



Figure and Index Number	Part Number	Code	NOMENCLATURE	No. Req.	SERIAL NUMBERS AFFECTED
16-32	11199-00	DW	PLATE ASSEMBLY - Cover	1	28-1 to 28-97 inclusive
	63157-00	D	PLATE ASSEMBLY - Cover	1	28-98 to 28-2011 inclusive
	63753-00	G	PLATE ASSEMBLY - Cover	1	28-2012 and up
	63755-00	E	PLATE ASSEMBLY - Cover	1	28-2012 and up
	63757-00	E	PLATE ASSEMBLY - Cover	1	28-2012 to 28-4377 inclusive
	63157-00	B	PLATE ASSEMBLY - Cover	1	28-20002 to 28-20511 inclusive
	63751-00	B	PLATE ASSEMBLY - Cover	1	28-20512 to 28-24999 inclusive
	11199-08	CW	PLATE ASSEMBLY - Cover	1	28-10003 to 28-10062 inclusive
	65421-00	C	PLATE ASSEMBLY - Cover	1	28-10063 to 28-10486 inclusive
	65448-00	C	PLATE ASSEMBLY - Cover	1	28-10487 to 28-11039 inclusive
-33	65890-00	B	PLATE - Adapter, 3" gyro horizon	1	28-23348 to 28-24999 inclusive
-34	751 291	W	AMPLIFIER ASSEMBLY - Mixture control gauge	1	
-35	472 712		LIGHT - Stall warning	1	
-36	751 453		BULB	1	
-37	63115-02	D	PANEL - Cover, left	1	28-1 to 28-1410 inclusive
	63115-09	D	PANEL - Cover, left	1	28-1411 to 28-1760 inclusive
	63115-09	B	PANEL - Cover, left	1	28-20002 to 28-23347 inclusive
	65891-02	B	PANEL - Cover, left (used with 3" gyros)	1	28-23348 to 28-24999 inclusive
	63115-09	C	PANEL - Cover, left	1	28-10003 to 28-10486 inclusive
	62356-02	D	PANEL - Cover, left	1	28-1761 to 28-3377 inclusive
	62356-02	C	PANEL - Cover, left	1	28-10487 to 28-10719 inclusive
	65550-02	D	PANEL - Cover, left	1	28-3378 to 28-4084 inclusive
	65550-02	C	PANEL - Cover, left	1	28-10720 to 28-10926 inclusive
	69059-02	D	PANEL - Cover, left (used with 3" gyros)	1	28-3266 to 28-4377 inclusive
	69059-02	C	PANEL - Cover, left (used with 3" gyros)	1	28-10720 to 28-11039 inclusive
-38	63115-03	F	PANEL - Cover, right	1	
	62356-03	D	PANEL - Cover, right	1	28-1761 to 28-3377 inclusive
	65204-02	C	PANEL - Cover, right	1	28-10003 to 28-10486 inclusive
	62356-04	C	PANEL - Cover, right	1	28-10487 to 28-10719 inclusive
	65550-03	C	PANEL - Cover, right	1	28-10720 to 28-11039 inclusive
	65550-04	D	PANEL - Cover, right	1	28-3378 to 28-4377 inclusive

A - Used on PA-28-140 with serial numbers 28-20002 to 28-24999 inclusive, PA-28-150, PA-28-160 and PA-28-180 with serial numbers 28-1 to 28-4377 inclusive, and PA-28-235 with serial numbers 28-10003 to 28-11039 inclusive.

B - Used on PA-28-140 airplanes only.

C - Used on PA-28-235 airplanes only.

D - Used on PA-28-150, PA-28-160 and PA-28-180 only.

E - Used on PA-28-160 airplanes only.

F - Used on PA-28-150, PA-28-160 and PA-28-180 with serial numbers 28-1 to 28-1760 inclusive, and PA-28-140 with serial numbers 28-20002 to 28-24999 inclusive.

G - Used on PA-28-150 airplanes only.

W - These parts must be ordered from Service Spares Department, Piper Aircraft, Lock Haven, Penna.

When ordering, always specify Part Number, Description and Serial Number of Aircraft

PA-28-140  
PA-28-150  
PA-28-160  
PA-28-180  
PA-28-235



Figure and Index Number	Part Number	Code	NOMENCLATURE	No. Req.	SERIAL NUMBERS AFFECTED
16-39	66532-00	J	PLACARD - Operating limitations	1	
-40	63921-00	H	PLACARD - Operating limitations	1	
	62391-00	BJ	PLACARD - Operating limitations	1	
-40a	65779-00	J	PLACARD - Operating limitations	1	
	65779-00	B	PLACARD - Operating limitations	1	28-22575 to 28-24999 inclusive
-41	63918-00	F	PLACARD - Stall warning	1	
	63918-00	C	PLACARD - Stall warning	1	28-10003 to 28-10486 inclusive
	62897-00	D	PLACARD - Stall warning	1	
-42	415 150	W	SCREW - Cover panel attachment (AN526-632R10)	AR	
	407 583	W	WASHER - Cover panel attachment (AN960-8L)	AR	
	406 846		RIVNUT - Cover panel attachment (A6K-3F-75)	AR	
-43	419 920	W	SCREW - (8 x 1/2, Type "B") Sheet metal, Tinnerman	2	
	406 382		NUT - (A1789-8-3) Tinnerman	2	
-44	63155-00	F	RETAINER - Instrument panel cover	1	
	63155-00	C	RETAINER - Instrument panel cover	1	28-10003 to 28-10486 inclusive
	62359-00	D	RETAINER - Instrument panel cover	1	
-45	63154-02	G	STIFFENER - Instrument panel cover, LH	1	
	63154-02	B	STIFFENER - Instrument panel cover, LH	1	
	62357-02	D	STIFFENER - Instrument panel cover, LH	1	
	63154-03	G	STIFFENER - Instrument panel cover, RH	1	
	63154-03	B	STIFFENER - Instrument panel cover, RH	1	
	62357-03	D	STIFFENER - Instrument panel cover, RH	1	
-46	63950-03	E	COVER - Radio opening, top	1	28-1 to 28-1760 inclusive
	63950-03	B	COVER - Radio opening, top	1	28-20281 to 28-24999 inclusive
	65205-02	C	COVER - Radio opening, top	1	28-10003 to 28-10486 inclusive
	62942-00	D	COVER - Radio opening, top	1	
-47	63950-04	G	COVER - Radio opening, bottom	1	
	63950-04	B	COVER - Radio opening, bottom	1	28-20281 to 28-24999 inclusive
	62944-00	D	COVER - Radio opening, bottom	1	
			A - Used on PA-28-140 with serial numbers 28-20002 to 28-24999 inclusive, PA-28-150, PA-28-160 and PA-28-180 with serial numbers 28-1 to 28-4377 inclusive, and PA-28-235 with serial numbers 28-10003 to 28-11039 inclusive.		
			B - Used on PA-28-140 airplanes only.		
			C - Used on PA-28-235 airplanes only.		
			D - Used on PA-28-150, PA-28-160 and PA-28-180 with serial numbers 28-1761 to 28-4377 inclusive, and PA-28-235 with serial numbers 28-10487 to 28-11039 inclusive.		
			E - Used on PA-28-150, PA-28-160 and PA-28-180 airplanes only.		
			F - Used on PA-28-150, PA-28-160 and PA-28-180 with serial numbers 28-1 to 28-1760 inclusive, and PA-28-140 with serial numbers 28-20002 to 28-24999 inclusive.		
			G - Used on PA-28-150, PA-28-160 and PA-28-180 with serial numbers 28-1 to 28-1760 inclusive, and PA-28-235 with serial numbers 28-10003 to 28-10486.		
			H - Used on PA-28-180 with serial numbers 28-671 to 28-4377 inclusive, PA-28-150 and PA-28-160 airplanes.		
			J - Used on PA-28-180 with serial numbers 28-3793 to 28-3803, 28-3806, 28-3833 to 28-4377 inclusive.		
			W - These parts <u>must</u> be ordered from Service Spares Department, Piper Aircraft, <u>Lock Haven, Penna.</u>		

When ordering, always specify Part Number, Description and Serial Number of Aircraft

PA-28-140  
PA-28-150  
PA-28-160  
PA-28-180  
PA-28-235



Figure and Index Number	Part Number	Code	NOMENCLATURE	No. Req.	SERIAL NUMBERS AFFECTED
16-48	63278-00		PLACARD - Take-off and landing check list	1	28-1 to 28-1410 inclusive
	65312-00		PLACARD - Take-off check list	1	28-1411 and up
	69031-00		PLACARD - Take-off check list (Used when 3" gyros are installed)	1	
-49	63189-00		PLACARD - Rough air or maneuvering	1	28-671 to 28-1410 inclusive
	65182-02	BE	PLACARD - Rough air or maneuvering	1	28-1411 and up
	65182-00	F	PLACARD - Rough air or maneuvering	1	
-50	62147-02		PANEL - AutoFlite trim	1	28-1231 to 28-1410 inclusive
	62198-02		PANEL - AutoFlite trim	1	28-1411 and up
-51	69165-02	BE	PLACARD - Landing check list	1	
	65313-00	F	PLACARD - Landing check list	1	28-10003 to 28-10719 inclusive
	69165-02	F	PLACARD - Landing check list	1	28-10720 to 28-11039 inclusive
-52	63408-00	BE	PLACARD - Oil cooler winterization	1	
-53	62943-00	G	COVER - Radio opening, center	1	
-54	62407-00	E	ADAPTER ASSEMBLY - Instrument cluster	1	28-1761 to 28-4377 inclusive
-55	63766-00	E	COVER ASSEMBLY - Instrument panel	1	28-2423 to 28-4377 inclusive
	63766-00	F	COVER ASSEMBLY - Instrument panel	1	28-10661 to 28-11039 inclusive
-56	752 120	CW	GAUGE ASSEMBLY - Mixture control indicator (Delta)	1	
	751 915	DW	GAUGE ASSEMBLY - Mixture control indicator (Delta)	1	
-57	756 907	W	THERMOCOUPLE ASSEMBLY - (With mounting kit) (Delta)	1	
-58	756 307	W	THERMOCOUPLE - (Less mounting kit) (Delta)	1	
-59	753 948	W	CLAMP - Thermocouple probe attachment (Delta)	1	
-60	753 949	W	CLAMP ASSEMBLY - Probe attachment (Delta)	1	
-61	756 256	W	MOUNTING SLEEVE - Probe attachment (Delta)	1	
-62	753 212	W	WIRE ASSEMBLY - Mixture control gauge (Delta)	1	
-63	550 662	W	GAUGE - Air temperature (#NHM-70)	1	
-64	69080-00		COVER - Pictorial rate of turn	1	
-65	69169-00		PLATE - Pictorial rate of turn	1	

A - Used on PA-28-140 with serial numbers 28-20002 to 28-24999 inclusive, PA-28-150, PA-28-160 and PA-28-180 with serial numbers 28-1 to 28-4377 inclusive, and PA-28-235 with serial numbers 28-10003 to 28-11039 inclusive.

B - Used on PA-28-140 airplanes only.

C - Used if Mixture Control Gauge Amplifier is not installed.

D - Used if Mixture Control Gauge Amplifier is installed.

E - Used on PA-28-150, PA-28-160 and PA-28-180 airplanes only.

F - Used on PA-28-235 airplanes only.

G - Used on PA-28-150, PA-28-160 and PA-28-180 with serial numbers 28-1761 to 28-4377 inclusive, and PA-28-235 with serial numbers 28-10487 to 28-11039 inclusive.

W - These parts must be ordered from Service Spares Department, Piper Aircraft, Lock Haven, Penna.

When ordering, always specify Part Number, Description and Serial Number of Aircraft

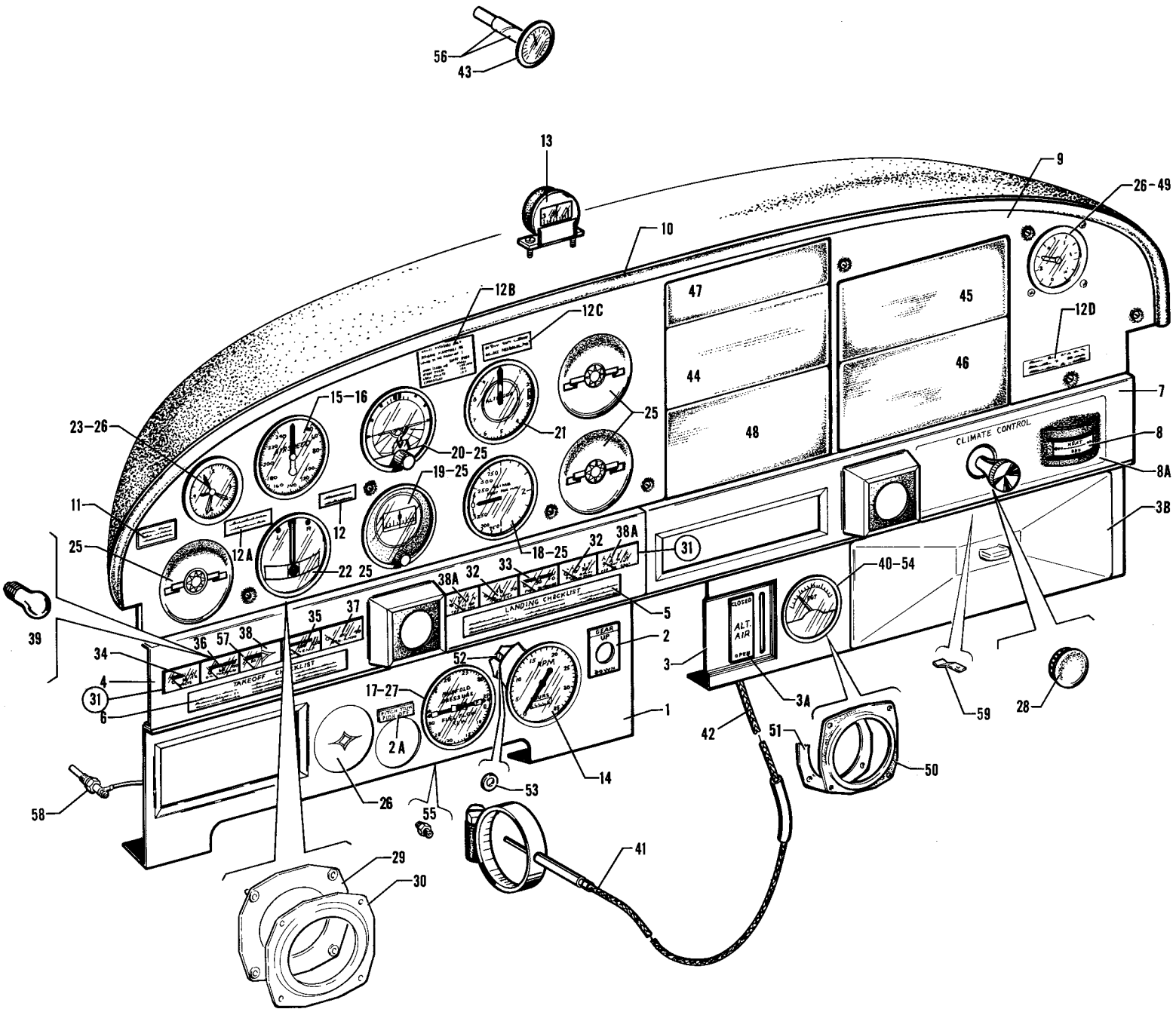


Figure 17. Instrument Panel Installation

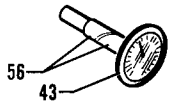
(PA-28-180 - Serial Nos. 28-4378 and up)

(PA-28R-180 - Serial Nos. 28-30005 to 28-30481 inclusive, 28-30483 and up)

(PA-28-235 - Serial Nos. 28-11040 and up)

(PA-28-140 - Serial Nos. 28-25000 and up)

(PA-28R-200 - Serial Nos. 28-30482, 28-35001 and up)



**INTENTIONALLY LEFT BLANK**

**<http://stores.ebay.com/UserFriendlyCDs>**



Figure and Index Number	Part Number	Code	NOMENCLATURE	No. Req.	SERIAL NUMBERS AFFECTED
17-	67110 66691	CG J	DRAWING - Instrument Panel Installation DRAWING - Instrument Panel Installation		
-1	67230-07 66983-08 66983-07 66983-09 66983-13 66983-12 66983-06 66983-15  67920-02 67920-03 67920-05 67920-04 67920-00 67920-06	B K H K D D E F  L L L L L L	COVER ASSEMBLY - Instrument panel, lower left, brown COVER ASSEMBLY - Instrument panel, lower left, red COVER ASSEMBLY - Instrument panel, lower left, blue COVER ASSEMBLY - Instrument panel, lower left, tan COVER ASSEMBLY - Instrument panel, lower left, white COVER ASSEMBLY - Instrument panel, lower left, black COVER ASSEMBLY - Instrument panel, lower left, green COVER ASSEMBLY - Instrument panel, lower left, blue/green  COVER ASSEMBLY - Instrument panel, lower left, red COVER ASSEMBLY - Instrument panel, lower left, tan COVER ASSEMBLY - Instrument panel, lower left, white COVER ASSEMBLY - Instrument panel, lower left, black COVER ASSEMBLY - Instrument panel, lower left, green COVER ASSEMBLY - Instrument panel, lower left, blue/green	1 1 1 1 1 1 1 1  1 1 1 1 1 1	          28-7235001 and up 28-7235001 and up 28-7235001 and up 28-7235001 and up 28-7235001 and up 28-7235001 and up 28-7235001 and up
			<p>A - Used on PA-28-140 with serial numbers 28-25000 and up, PA-28-180 with serial numbers 28-4378 and up, PA-28-235 with serial numbers 28-11040 and up, PA-28R-180 and PA-28R-200 airplanes.</p> <p>B - Used on PA-28R-180 with serial numbers 28-30005 to 28-30481 inclusive, 28-30483 to 28-31250 inclusive, and PA-28R-200 with serial numbers 28-30482, 28-35001 to 28-35600 inclusive.</p> <p>C - Used on PA-28R-180 and PA-28R-200 airplanes only.</p> <p>D - Used on PA-28R-180 with serial numbers 28-31251 to 28-7130019 inclusive, and PA-28R-200 with serial numbers 28-30482, 28-35001 to 28-7135238 inclusive.</p> <p>E - Used on PA-28R-180 with serial numbers 28-31251 to 28-7130019 inclusive, and PA-28R-200 with serial numbers 28-35601 to 28-7135238 inclusive.</p> <p>F - Used on PA-28R-180 with serial numbers 28-7130001 to 28-7130019 inclusive, and PA-28R-200 with serial numbers 28-7135001 to 28-7135238 inclusive.</p> <p>G - Used on PA-28-180 with serial numbers 28-4378 and up, and PA-28-235 with serial numbers 28-11040 and up.</p> <p>H - Used on PA-28R-180 with serial numbers 28-30005 to 28-30481 inclusive, 28-30483 to 28-31279 inclusive, and PA-28R-200 with serial numbers 28-30482, 28-35001 to 28-35830 inclusive.</p> <p>J - Used on PA-28-140 airplanes only.</p> <p>K - Used on PA-28R-180 with serial numbers 28-30005 to 28-7130019 inclusive, and PA-28R-200 with serial numbers 28-30482, 28-35001 to 28-7135238 inclusive.</p> <p>L - Used on PA-28R-200 airplanes only.</p>	1	28-7235001 and up

When ordering, always specify Part Number, Description and Serial Number of Aircraft

PA-28-140  
PA-28-180  
PA-28-235  
PA-28R-180  
PA-28R-200



Figure and Index Number	Part Number	Code	NOMENCLATURE	No. Req.	SERIAL NUMBERS AFFECTED
17-1	65831-07	B	COVER ASSEMBLY - Instrument panel, lower left, brown	1	
	66918-08	C	COVER ASSEMBLY - Instrument panel, lower left, red	1	
	66918-07	F	COVER ASSEMBLY - Instrument panel, lower left, blue	1	
	66918-09	C	COVER ASSEMBLY - Instrument panel, lower left, tan	1	
	66918-13	D	COVER ASSEMBLY - Instrument panel, lower left, white	1	
	66918-12	D	COVER ASSEMBLY - Instrument panel, lower left, black	1	
	66918-06	D	COVER ASSEMBLY - Instrument panel, lower left, green	1	
	66918-15	G	COVER ASSEMBLY - Instrument panel, lower left, blue/green	1	
	66734-03	E	COVER ASSEMBLY - Instrument panel, lower left, black	1	
	-2 -2a	67703-02	H	PLACARD - Gear switch	1
67490-02			PLACARD - Pitch trim	1	

- A - Used on PA-28-140 with serial numbers 28-25000 and up, PA-28-180 with serial numbers 28-4378 and up, PA-28-235 with serial numbers 28-11040 and up, PA-28R-180 and PA-28R-200 airplanes.
- B - Used on PA-28-180 with serial numbers 28-4378 to 28-5600 inclusive, and PA-28-235 with serial numbers 28-11040 to 28-11300 inclusive.
- C - Used on PA-28-180 with serial numbers 28-4378 and up, and PA-28-235 with serial numbers 28-11040 and up.
- D - Used on PA-28-180 with serial numbers 28-5601 and up, and PA-28-235 with serial numbers 28-11301 and up.
- E - Used on PA-28-140 airplanes only.
- F - Used on PA-28-180 with serial numbers 28-4378 to 28-5869 inclusive, and PA-28-235 with serial numbers 28-11040 to 28-11393 inclusive.
- G - Used on PA-28-180 with serial numbers 28-7105001 and up, and PA-28-235 with serial numbers 28-7110001 and up.
- H - Used on PA-28R-180 and PA-28R-200 airplanes only.

When ordering, always specify Part Number, Description and Serial Number of Aircraft

PA-28-140  
PA-28-180  
PA-28-235  
PA-28R-180  
PA-28R-200





Figure and Index Number	Part Number	Code	NOMENCLATURE	No. Req.	SERIAL NUMBERS AFFECTED	
17-3	67231-06	E	COVER ASSEMBLY - Instrument panel, lower right, brown	1		
	67231-07	G	COVER ASSEMBLY - Instrument panel, lower right, blue	1		
	67231-08	B	COVER ASSEMBLY - Instrument panel, lower right, red	1		
	67231-09	B	COVER ASSEMBLY - Instrument panel, lower right, tan	1		
	67231-24	F	COVER ASSEMBLY - Instrument panel, lower right, green	1		
	67231-22	C	COVER ASSEMBLY - Instrument panel, lower right, white	1		
	67231-21	C	COVER ASSEMBLY - Instrument panel, lower right, black	1		
	67231-29	H	COVER ASSEMBLY - Instrument panel, lower right, blue/green	1		
	67231-11	D	COVER ASSEMBLY - Instrument panel, lower right, brown	1		
	67231-12	D	COVER ASSEMBLY - Instrument panel, lower right, blue	1		
	67231-13	D	COVER ASSEMBLY - Instrument panel, lower right, red	1		
	67231-14	D	COVER ASSEMBLY - Instrument panel, lower right, tan	1		
	67231-15	J	COVER ASSEMBLY - Instrument panel, lower right, brown	1		
	67231-16	L	COVER ASSEMBLY - Instrument panel, lower right, blue	1		
	67231-17	K	COVER ASSEMBLY - Instrument panel, lower right, red	1		
	67231-18	K	COVER ASSEMBLY - Instrument panel, lower right, tan	1		
				<p>A - Used on PA-28-180 with serial numbers 28-4378 and up, PA-28-235 with serial numbers 28-11040 and up, PA-28-140 with serial numbers 28-25000 and up, PA-28R-180 and PA-28R-200 airplanes.</p> <p>B - Used on PA-28R-180 with serial numbers 28-30005 to 28-7130019 inclusive, and PA-28R-200 with serial numbers 28-30482, 28-35001 to 28-7135238 inclusive.</p> <p>C - Used on PA-28R-180 with serial numbers 28-31251 to 28-7130019 inclusive, and PA-28R-200 with serial numbers 28-30482, 28-35001 to 28-7135238 inclusive.</p> <p>D - Used on PA-28-180 with serial numbers 28-4378 to 28-5042 inclusive and PA-28-235 with serial numbers 28-11040 to 28-11085 inclusive.</p> <p>E - Used on PA-28R-180 with serial numbers 28-30005 to 28-30481 inclusive, 28-30483 to 28-31250 inclusive, and PA-28R-200 with serial numbers 28-30482, 28-35001 to 28-35600 inclusive.</p> <p>F - Used on PA-28R-180 with serial numbers 28-31251 to 28-7130019 inclusive, and PA-28R-200 with serial numbers 28-35601 to 28-7135238 inclusive.</p> <p>G - Used on PA-28R-180 with serial numbers 28-30005 to 28-30481 inclusive, 28-30483 to 28-31279 inclusive, and PA-28R-200 with serial numbers 28-30482, 28-35001 to 28-35830 inclusive.</p> <p>H - Used on PA-28R-180 with serial numbers 28-7130001 to 28-7130019 inclusive, and PA-28R-200 with serial numbers 28-7135001 to 28-7135238 inclusive.</p> <p>J - Used on PA-28-180 with serial numbers 28-5043 to 28-5600 inclusive and PA-28-235 with serial numbers 28-11086 to 28-11300 inclusive.</p> <p>K - Used on PA-28-180 with serial numbers 28-5043 to 28-7105244 inclusive and PA-28-235 with serial numbers 28-11086 to 28-7110042 inclusive.</p> <p>L - Used on PA-28-180 with serial numbers 28-5043 to 28-5869 inclusive and PA-28-235 with serial numbers 28-11086 to 28-11393 inclusive.</p>		

When ordering, always specify Part Number, Description and Serial Number of Aircraft

PA-28-140  
PA-28-180  
PA-28-235  
PA-28R-180  
PA-28R-200



Figure and Index Number	Part Number	Code	NOMENCLATURE	No. Req.	SERIAL NUMBERS AFFECTED
17-3	67231-25	E	COVER ASSEMBLY - Instrument panel, lower right, green	1	28-25000 to 28-7125651 inclusive 28-7225001 and up
	67231-27	E	COVER ASSEMBLY - Instrument panel, lower right, white	1	
	67231-26	E	COVER ASSEMBLY - Instrument panel, lower right, black	1	
	67231-30	J	COVER ASSEMBLY - Instrument panel, lower right, blue/green	1	
	66735-00	D	COVER ASSEMBLY - Instrument panel, lower right, black	1	
	99671-00	D	COVER ASSEMBLY - Instrument panel, lower right, black	1	
	99672-08	G	COVER ASSEMBLY - Instrument panel, lower right, red	1	
	99672-10	G	COVER ASSEMBLY - Instrument panel, lower right, tan	1	
	99672-13	G	COVER ASSEMBLY - Instrument panel, lower right, green	1	
	99672-12	G	COVER ASSEMBLY - Instrument panel, lower right, white	1	
	99672-11	G	COVER ASSEMBLY - Instrument panel, lower right, black	1	
	99672-09	G	COVER ASSEMBLY - Instrument panel, lower right, blue/green	1	
	99672-14	L	COVER ASSEMBLY - Instrument panel, lower right, red	1	
	99672-16	L	COVER ASSEMBLY - Instrument panel, lower right, tan	1	
	99672-19	L	COVER ASSEMBLY - Instrument panel, lower right, green	1	
	99672-18	L	COVER ASSEMBLY - Instrument panel, lower right, white	1	
	99672-17	L	COVER ASSEMBLY - Instrument panel, lower right, black	1	
99672-15	L	COVER ASSEMBLY - Instrument panel, lower right, blue/green	1		
-3a	69545-00	B	PLACARD - Alternate air	1	28-7235001 and up
	65835-00	H	PLACARD - Carburetor heat	1	
	69544-00	DF	PLACARD - Carburetor heat	1	
-3b	99667-02	K	COVER ASSEMBLY - Circuit breaker panel, red	1	28-7235001 and up
	99667-04	K	COVER ASSEMBLY - Circuit breaker panel, tan	1	
	99667-07	K	COVER ASSEMBLY - Circuit breaker panel, green	1	
	99667-06	K	COVER ASSEMBLY - Circuit breaker panel, white	1	
	99667-05	CK	COVER ASSEMBLY - Circuit breaker panel, black	1	
	99667-03	K	COVER ASSEMBLY - Circuit breaker panel, blue/green	1	

- A - Used on PA-28-180 with serial numbers 28-4378 and up, PA-28-235 with serial numbers 28-11040 and up, PA-28-140 with serial numbers 28-25000 and up, PA-28R-180 and PA-28R-200 airplanes.
- B - Used on PA-28R-180 and PA-28R-200 airplanes only.
- C - Used on PA-28-140 with serial numbers 28-7225001 and up.
- D - Used on PA-28-140 airplanes only.
- E - Used on PA-28-180 with serial numbers 28-5601 to 28-7105244 inclusive and PA-28-235 with serial numbers 28-11301 to 28-7110042 inclusive.
- F - Used on PA-28-180 with serial numbers 28-5043 and up and PA-28-235 with serial numbers 28-11086 and up.
- G - Used on PA-28-180 with serial numbers 28-7205001 and up and PA-28-235 with serial numbers 28-7210001 and up.
- H - Used on PA-28-180 with serial numbers 28-4378 to 28-5042 inclusive and PA-28-235 with serial numbers 28-11040 to 28-11085 inclusive.
- J - Used on PA-28-180 with serial numbers 28-7105001 to 28-7105244 inclusive and PA-28-235 with serial numbers 28-7110001 to 28-7110042 inclusive.
- K - Used on PA-28-180 with serial numbers 28-7205001 and up, PA-28-235 with serial numbers 28-7210001, and up, and PA-28R-200 with serial numbers 28-7235001 and up.
- L - Used on PA-28R-200 airplanes only.

When ordering, always specify Part Number, Description and Serial Number of Aircraft

PA-28-140  
PA-28-180  
PA-28-235  
PA-28R-180  
PA-28R-200



Figure and Index Number	Part Number	Code	NOMENCLATURE	No. Req.	SERIAL NUMBERS AFFECTED	
17-4	67228-00	F	COVER ASSEMBLY - Instrument panel, left	1		
	66999-00	G	COVER ASSEMBLY - Instrument panel, left	1		
	66999-08	B	COVER ASSEMBLY - Instrument panel, left	1	28-7235001 and up	
	67228-03	C	COVER ASSEMBLY - Instrument panel, left	1		
	66999-03	E	COVER ASSEMBLY - Instrument panel, left	1		
	66999-07	K	COVER ASSEMBLY - Instrument panel, left	1		
	67228-05	D	COVER ASSEMBLY - Instrument panel, left	1	28-25000 to 28-26400 inclusive	
	66999-05	D	COVER ASSEMBLY - Instrument panel, left	1	28-26401 to 28-7125651 inclusive	
	66999-06	D	COVER ASSEMBLY - Instrument panel, left	1	28-7225001 and up	
	-5	67425-00	F	PLACARD - Landing check list	1	
		66985-00	G	PLACARD - Landing check list	1	
		67875-00	B	PLACARD - Landing check list	1	28-7235001 and up
65833-00		C	PLACARD - Landing check list	1		
66724-00		EH	PLACARD - Landing check list	1		
99794-00		JK	PLACARD - Landing check list	1		
-6	67426-00	F	PLACARD - Take-off check list	1		
	99138-00	G	PLACARD - Take-off check list	1		
	67874-00	B	PLACARD - Take-off check list	1	28-7235001 and up	
	65834-00	C	PLACARD - Take-off check list	1		
	66725-00	EH	PLACARD - Take-off check list	1		
	99795-00	JK	PLACARD - Take-off check list	1		
			<p>A - Used on PA-28-180 with serial numbers 28-4378 and up, PA-28-235 with serial numbers 28-11040 and up, PA-28-140 with serial numbers 28-25000 and up, PA-28R-180 and PA-28R-200 airplanes.</p> <p>B - Used on PA-28R-200 airplanes only.</p> <p>C - Used on PA-28-180 with serial numbers 28-4378 to 28-5600 inclusive and PA-28-235 with serial numbers 28-11040 to 28-11300 inclusive.</p> <p>D - Used on PA-28-140 airplanes only.</p> <p>E - Used on PA-28-180 with serial numbers 28-5601 to 28-7105244 inclusive and PA-28-235 with serial numbers 28-11301 to 28-7110042 inclusive.</p> <p>F - Used on PA-28R-180 with serial numbers 28-30005 to 28-30481 inclusive, 28-30483 to 28-31250 inclusive, and PA-28R-200 with serial numbers 28-30482, 28-35001 to 28-35600 inclusive.</p> <p>G - Used on PA-28R-180 with serial numbers 28-31251 to 28-7130019 inclusive, and PA-28R-200 with serial numbers 28-35601 to 28-7135238 inclusive.</p> <p>H - Used on PA-28-140 with serial numbers 28-25000 to 28-7125651 inclusive.</p> <p>J - Used on PA-28-140 with serial numbers 28-7225001 and up.</p> <p>K - Used on PA-28-180 with serial numbers 28-7205001 and up and PA-28-235 with serial numbers 28-7210001 and up.</p>			

When ordering, always specify Part Number, Description and Serial Number of Aircraft

PA-28-140  
PA-28-180  
PA-28-235  
PA-28R-180  
PA-28R-200



Figure and Index Number	Part Number	Code	NOMENCLATURE	No. Req.	SERIAL NUMBERS AFFECTED
17-7	67229-00	CF	COVER ASSEMBLY - Instrument panel, right	1	
	67229-04	EG	COVER ASSEMBLY - Instrument panel, right	1	
	67229-04	D	COVER ASSEMBLY - Instrument panel, right	1	28-25000 to 28-7125471 inclusive
	67229-06	H	COVER ASSEMBLY - Instrument panel, right	1	
	99513-00	B	COVER ASSEMBLY - Instrument panel, right	1	
-8	67241-00		PLACARD - Heater and defroster	1	
-8a	99484-00	B	PLACARD - Climate control center	1	
-9	67227-05	L	COVER ASSEMBLY - Upper instrument panel, black	1	
	67227-07	N	COVER ASSEMBLY - Upper instrument panel, black	1	28-30879 to 28-31279 inclusive
	67227-10	N	COVER ASSEMBLY - Upper instrument panel, black	1	28-7130001 and up
	67227-08	M	COVER ASSEMBLY - Upper instrument panel, black	1	
	67227-10	J	COVER ASSEMBLY - Upper instrument panel, black	1	28-7135001 and up
	65839-03	K	COVER ASSEMBLY - Upper instrument panel, black	1	28-4378 to 28-5129 inclusive, 28-5181 to 28-5227 inclusive
	65839-06	K	COVER ASSEMBLY - Upper instrument panel, black	1	28-5130 to 28-5180 inclusive, 28-5228 to 28-5869 inclusive
	67227-12	K	COVER ASSEMBLY - Upper instrument panel, black	1	28-7105001 to 28-7105244 inclusive
	67227-17	K	COVER ASSEMBLY - Upper instrument panel, tan	1	28-7205001 and up
			A - Used on PA-28-180 with serial numbers 28-4378 and up, PA-28-235 with serial numbers 28-11040 and up, PA-28-140 with serial numbers 28-25000 and up, PA-28R-180 and PA-28R-200 airplanes.		
			B - Used on PA-28-140 with serial numbers 28-7125472 and up, PA-28-180 with serial numbers 28-7205092 and up, and PA-28R-200 with serial numbers 28-7235001 and up if air conditioning is installed.		
			C - Used on PA-28-180 with serial numbers 28-4378 to 28-5600 inclusive and PA-28-235 with serial numbers 28-11040 to 28-11300 inclusive.		
			D - Used on PA-28-140 airplanes only.		
			E - Used on PA-28-180 with serial numbers 28-5601 to 28-7105244 inclusive and PA-28-235 with serial numbers 28-11301 to 28-7110042 inclusive.		
			F - Used on PA-28R-180 with serial numbers 28-30005 to 28-30481 inclusive, 28-30483 to 28-31250 inclusive, and PA-28R-200 with serial numbers 28-30482, 28-35001 to 28-35600 inclusive.		
			G - Used on PA-28R-180 with serial numbers 28-31251 to 28-7130019 inclusive, and PA-28R-200 with serial numbers 28-35601 to 28-7135238 inclusive.		
			H - Used on PA-28-140 with serial numbers 7125472 and up, PA-28-180 with serial numbers 28-7205001 and up, PA-28-235 with serial numbers 7210001 and up, and PA-28R-200 with serial numbers 28-7235001 and up.		
			J - Used on PA-28R-200 airplanes only.		
			K - Used on PA-28-180 airplanes only.		
			L - Used on PA-28R-180 with serial numbers 28-30005 to 28-30481 inclusive, 28-30483 to 28-30878 inclusive.		
			M - Used on PA-28R-200 with serial numbers 28-30482, 28-35001 to 28-35830 inclusive.		
			N - Used on PA-28R-180 airplanes only.		

When ordering, always specify Part Number, Description and Serial Number of Aircraft

PA-28-140  
PA-28-180  
PA-28-235  
PA-28R-180  
PA-28R-200



Figure and Index Number	Part Number	Code	NOMENCLATURE	No. Req.	SERIAL NUMBERS AFFECTED
17-9	65839-04	E	COVER ASSEMBLY - Upper instrument panel, black	1	28-11040 to 28-11393 inclusive
	67227-11	E	COVER ASSEMBLY - Upper instrument panel, black	1	28-7110001 to 28-7110042 inclusive
	67227-15	E	COVER ASSEMBLY - Upper instrument panel, tan	1	28-7210001 and up
	66736-00	D	COVER ASSEMBLY - Upper instrument panel, black	1	28-25000 to 28-26956 inclusive
	67227-12	D	COVER ASSEMBLY - Upper instrument panel, black	1	28-7125001 to 28-7125651 inclusive
	67227-17	D	COVER ASSEMBLY - Upper instrument panel, tan	1	28-7205001 and up
	67227-12	H	COVER ASSEMBLY - Upper instrument panel, black	1	28-7125174 and up
-10	63154-02	F	STIFFENER - Upper instrument panel, left	1	
	63154-03	F	STIFFENER - Upper instrument panel, right	1	
	67722-00	G	STIFFENER - Upper instrument panel	1	
-11	67428-00	B	PLACARD - Maneuvers limitations	1	
-12	65862-00	B	PLACARD - Maneuvering speed	1	
	65182-02	CD	PLACARD - Maneuvering speed	1	
	65182-00	E	PLACARD - Maneuvering speed	1	
-12a	65863-00	B	PLACARD - Crosswind component	1	
-12b	65779-00	C	PLACARD - Operating limitations	1	
-12c	66532-00	CD	PLACARD - Operating limitations	1	
-12d	63408-00	BCD	PLACARD - Oil cooler winterization	1	
-13	450 712	W	COMPASS ASSEMBLY - Red light (#C-2400-L4P)	1	
	550 805		COMPASS ASSEMBLY - Blue-white light (#C-2400-L4P-B)	1	
-14	62177-05	K	INSTRUMENT - Tachometer assembly (550 731)	1	
	62177-06	J	INSTRUMENT - Tachometer assembly (550 828)	1	
	62177-03	C	INSTRUMENT - Tachometer assembly (550 630)	1	
	62177-04	E	INSTRUMENT - Tachometer assembly (550 631)	1	
	550 614	D	INSTRUMENT - Tachometer assembly (62177-02)	1	
	62177-08	H	INSTRUMENT - Tachometer assembly (550 517)	1	28-7125174 and up
-15	67433-02	B	INSTRUMENT - True airspeed indicator (550 729)	1	
	550 600	C	INSTRUMENT - True airspeed indicator (62143-02)	1	
	550 617	E	INSTRUMENT - True airspeed indicator (62143-03)	1	
	450 799	D	INSTRUMENT - True airspeed indicator (62143-00)	1	
			<p>A - Used on PA-28-140 with serial numbers 28-4378 and up, PA-28-235 with serial numbers 28-11040 and up, PA-28-140 with serial numbers 28-25000 and up, PA-28R-180 and PA-28R-200 airplanes.</p> <p>B - Used on PA-28R-180 and PA-28R-200 airplanes only.</p> <p>C - Used on PA-28-180 airplanes only.</p> <p>D - Used on PA-28-140 airplanes only.</p> <p>E - Used on PA-28-235 airplanes only.</p> <p>F - Used on PA-28-180 with serial numbers 28-4378 to 28-4677 inclusive and PA-28R-180 with serial numbers 28-30005 to 28-30478 inclusive.</p> <p>G - Used on PA-28-180 with serial numbers 28-4678 and up, PA-28R-180 with serial numbers 28-30479 to 28-30481 inclusive, 28-30483 and up, PA-28R-200 with serial numbers 28-30482, 28-35001 and up, PA-28-235 with serial numbers 28-11040 and up and PA-28-140 with serial numbers 28-25000 and up.</p> <p>H - Used on PA-28-140 Flite Liner Model.</p> <p>J - Used on PA-28R-200 airplanes only.</p> <p>K - Used on PA-28R-180 airplanes only.</p> <p>W - These parts <u>must</u> be ordered from Service Spares Department, Piper Aircraft, <u>Lock Haven, Penna.</u></p>		

When ordering, always specify Part Number, Description and Serial Number of Aircraft



Figure and Index Number	Part Number	Code	NOMENCLATURE	No. Req.	SERIAL NUMBERS AFFECTED
17-16	67434-02	B	INSTRUMENT - Airspeed indicator (550 730)	1	
	450 793	C	INSTRUMENT - Airspeed indicator (63205-02)	1	
	550 618	E	INSTRUMENT - Airspeed indicator (63205-03)	1	
	450 762	D	INSTRUMENT - Airspeed indicator (63205-00)	1	
	63205-11	C	INSTRUMENT - Airspeed indicator (scale in knots) (550 591)	1	
-17	99021-00	H	INSTRUMENT - Manifold pressure and fuel flow gauge	1	
	99022-00	G	INSTRUMENT - Manifold pressure and fuel flow gauge	1	
	751 118	CEW	INSTRUMENT - Manifold pressure gauge (AN5770-1A)	1	
-18	99010-02		INSTRUMENT - Rate of climb	1	
-19	755 427	W	INSTRUMENT - Directional gyro (3 inch)	1	
-20	755 428	W	INSTRUMENT - Gyro horizon (3 inch)	1	
-21	550 492		INSTRUMENT - Altimeter, sensitive (scale in inches of mercury)	1	
	550 490		INSTRUMENT - Altimeter, sensitive (scale in millibars)	1	
-22	450 788	FW	INSTRUMENT - Turn and bank	1	
	550 782	FW	INSTRUMENT - Pictorial rate of turn	1	
	41711-02	FW	INSTRUMENT ASSEMBLY - Turn coordinator	1	
-23	99478-00		INSTRUMENT - Clock	1	
-24	472 649		LIGHTER - Cigar	1	
-25	67431-00		PLATE - Instrument panel	6	
-26	67431-04		PLATE - Instrument panel	3	
-27	67431-00	B	PLATE ASSEMBLY - Instrument panel	1	
	67475-00	C	PLATE ASSEMBLY - Instrument panel	1	
	69242-00	E	PLATE ASSEMBLY - Instrument panel	1	
	66645-00	D	PLATE ASSEMBLY - Instrument panel	1	
-28	453 687		BUTTON - Plug (#SS-48189)	1	
-29	69169-00	F	PLATE ASSEMBLY - Pictorial rate of turn	1	
-30	67466-00		COVER - Pictorial rate of turn	1	

A - Used on PA-28-140 with serial numbers 28-4378 and up, PA-28-235 with serial numbers 28-11040 and up, PA-28-140 with serial numbers 28-25000 and up, PA-28R-180 and PA-28R-200 airplanes.  
 B - Used on PA-28R-180 and PA-28R-200 airplanes only.  
 C - Used on PA-28-180 airplanes only.  
 D - Used on PA-28-140 airplanes only.  
 E - Used on PA-28-235 airplanes only.  
 F - See Figure 86A if AutoFlite II is installed.  
 G - Used on PA-28R-200 airplanes only.  
 H - Used on PA-28R-180 airplanes only.  
 W - These parts must be ordered from Service Spares Department, Piper Aircraft, Lock Haven, Penna.

When ordering, always specify Part Number, Description and Serial Number of Aircraft

PA-28-140  
 PA-28-180  
 PA-28-235  
 PA-28R-180  
 PA-28R-200



Figure and Index Number	Part Number	Code	NOMENCLATURE	No. Req.	SERIAL NUMBERS AFFECTED
17-31	67441-02	HJ	CLUSTER ASSEMBLY - Instrument, left	1	
	67441-03	H	CLUSTER ASSEMBLY - Instrument, right	1	
	65852-02	J	CLUSTER ASSEMBLY - Instrument, right	1	
	95241-02	BEG	CLUSTER ASSEMBLY - Instrument, left	1	
	95241-03	G	CLUSTER ASSEMBLY - Instrument, right	1	
	95241-04	B	CLUSTER ASSEMBLY - Instrument, right	1	
	95241-05	E	CLUSTER ASSEMBLY - Instrument, right	1	
	95241-07	F	CLUSTER ASSEMBLY - Instrument	1	
-32	755 408		INSTRUMENT - Fuel gauge, left main	1	
	755 409		INSTRUMENT - Fuel gauge, right main	1	
-33	755 410	C	INSTRUMENT - Fuel pressure	1	
	752 097	D	INSTRUMENT - Fuel pressure	1	
	755 418	EF	INSTRUMENT - Fuel pressure	1	
-34	755 411	DFG	INSTRUMENT - Voltmeter	1	
-35	755 412		INSTRUMENT - Oil temperature	1	
-36	755 436		INSTRUMENT - Oil pressure	1	
-37	755 414	DEFG	INSTRUMENT - Ammeter	1	
-38	757 851		COVER - Instrument cluster	AR	
-38a	755 419	E	INSTRUMENT - Fuel gauge, left tip	1	
	755 420	E	INSTRUMENT - Fuel gauge, right tip	1	
-39	472 051		BULB - (#53R)	2	
-40	751 912	K	GAUGE - Mixture control indicator (Alcor)	1	
	755 015	L	GAUGE - Mixture control indicator (Alcor)	1	
-41	757 310	DEF	PROBE ASSEMBLY - Mixture control (Alcor)	1	
-42	756 617	DF	WIRE ASSEMBLY - Mixture control 50" (Alcor)	1	
	756 616	E	WIRE ASSEMBLY - Mixture control 90" (Alcor)	1	
			<p>A - Used on PA-28-180 with serial numbers 28-4378 and up, PA-28-235 with serial numbers 28-11040 and up, PA-28-140 with serial numbers 28-25000 and up, PA-28R-180 and PA-28R-200 airplanes.</p> <p>B - Used on PA-28-180 with serial numbers 28-4378 and up.</p> <p>C - Used on PA-28R-180 and PA-28R-200 airplanes only.</p> <p>D - Used on PA-28-180 airplanes only.</p> <p>E - Used on PA-28-235 airplanes only.</p> <p>F - Used on PA-28-140 airplanes only.</p> <p>G - Used on PA-28R-180 with serial numbers 28-30738 and up and PA-28R-200 with serial numbers 28-30482, 28-35001 and up.</p> <p>H - Used on PA-28R-180 with serial numbers 28-30005 to 28-30481 inclusive, 28-30483 to 28-30737 inclusive.</p> <p>J - Used on PA-28-180 with serial numbers 28-4378 to 28-4877 inclusive.</p> <p>K - Gauge is calibrated for 90" lead wire.</p> <p>L - Gauge is calibrated for 50" lead wire.</p>		

When ordering, always specify Part Number, Description and Serial Number of Aircraft

PA-28-140  
PA-28-180  
PA-28-235  
PA-28R-180  
PA-28R-200



Figure and Index Number	Part Number	Code	NOMENCLATURE	No. Req.	SERIAL NUMBERS AFFECTED
17-43	550 662	BW	GAUGE - Air temperature (#NHM-70)	1	
	99479-00	C	GAUGE - Air temperature (#2716)	1	
-44	62943-00	B	COVER - Radio opening, 6.56 x 3.25, black	1	
	99060-00	D	COVER - Radio opening, 6.56 x 3.25, black	1	
	99060-04	E	COVER - Radio opening, 6.56 x 3.25, tan	1	
-45	62942-00	B	COVER - Radio opening, 6.56 x 2.90, black	1	
	99059-00	D	COVER - Radio opening, 6.56 x 2.90, black	1	
	99059-04	E	COVER - Radio opening, 6.56 x 2.90, tan	1	
-46	62944-00	B	COVER - Radio opening, 6.56 x 3.56, black	1	
	99061-00	D	COVER - Radio opening, 6.56 x 3.56, black	1	
	99061-04	E	COVER - Radio opening, 6.56 x 3.56, tan	1	
-47	63766-00	B	COVER - Radio opening, 6.44 x 1.78, black	1	
	99062-00	D	COVER - Radio opening, 6.44 x 1.78, black	1	
	99062-04	E	COVER - Radio opening, 6.44 x 1.78, tan	1	
<p>A - Used on PA-28-180 with serial numbers 28-4378 and up, PA-28-235 with serial numbers 28-11040 and up, PA-28-140 with serial numbers 28-25000 and up, PA-28R-180 and PA-28R-200 airplanes.</p> <p>B - Used on PA-28-140 with serial numbers 28-25000 to 28-26956 inclusive, PA-28-180 with serial numbers 28-4378 to 28-5869 inclusive, PA-28R-180 with serial numbers 28-30005 to 28-30481 inclusive, 28-30483 to 28-31279 inclusive, PA-28R-200 with serial numbers 28-30482, 28-35001 to 28-35830 inclusive, and PA-28-235 with serial numbers 28-11040 to 28-11393 inclusive.</p> <p>C - Used on PA-28-140 with serial numbers 28-7125001 and up, PA-28-180 with serial numbers 28-7105001 and up, PA-28R-180 with serial numbers 28-7130001 and up, PA-28R-200 with serial numbers 28-7135001 and up, and PA-28-235 with serial numbers 28-7110001 and up.</p> <p>D - Used on PA-28-140 with serial numbers 28-7125001 and up, PA-28-180 with serial numbers 28-7105001 to 28-7105244 inclusive, PA-28R-180 with serial numbers 28-7130001 to 28-7130019 inclusive, PA-28R-200 with serial numbers 28-7135001 to 28-7135238 inclusive, and PA-28-235 with serial numbers 28-7110001 to 28-7110042 inclusive.</p> <p>E - Used on PA-28-140 with serial numbers 28-7225001 and up, PA-28-180 with serial numbers 28-7205001 and up, PA-28R-200 with serial numbers 28-7235001 and up, and PA-28-235 with serial numbers 28-7210001 and up.</p> <p>W - These parts <u>must</u> be ordered from Service Spares Department, Piper Aircraft, <u>Lock Haven, Penna.</u></p>					

When ordering, always specify Part Number, Description and Serial Number of Aircraft

PA-28-140  
PA-28-180  
PA-28-235  
PA-28R-180  
PA-28R-200





Figure and Index Number	Part Number	Code	NOMENCLATURE	No. Req.	SERIAL NUMBERS AFFECTED
17-48	62943-00	F	COVER - Radio opening, 6.56 x 3.25, black	1	
	99060-00	C	COVER - Radio opening, 6.56 x 3.25, black	1	
	99060-04	D	COVER - Radio opening, 6.56 x 3.25, tan	1	
	69517-00	F	COVER - Radio opening, 6.50 x 3.70, black	1	
	99064-00	C	COVER - Radio opening, 6.50 x 3.70, black	1	
	99064-04	D	COVER - Radio opening, 6.50 x 3.70, tan	1	
	69520-00	F	COVER - Radio opening, 6.50 x 1.25, black	1	
	99066-00	C	COVER - Radio opening, 6.50 x 1.25, black	1	
	99066-04	D	COVER - Radio opening, 6.50 x 1.25, tan	1	
	69518-00	G	COVER - Radio opening, 6.50 x .60, black	1	
	69518-04	D	COVER - Radio opening, 6.50 x .60, tan	1	
-49	550 629	F	GAUGE - Suction (#AW1821AF03)	1	
	99480-00	B	GAUGE - Suction (#1G10-1)	1	
-50	67466-00	E	COVER - Mixture control gauge	1	
-51	69169-00	E	PLATE - Mixture control gauge	1	
<p>A - Used on PA-28-180 with serial numbers 28-4378 and up, PA-28-235 with serial numbers 28-11040 and up, PA-28-140 with serial numbers 28-25000 and up, PA-28R-180 and PA-28R-200 airplanes.</p> <p>B - Used on PA-28-140 with serial numbers 28-7125001 and up, PA-28-180 with serial numbers 28-7105001 and up, PA-28R-180 with serial numbers 28-7130001 and up, PA-28R-200 with serial numbers 28-7135001 and up, and PA-28-235 with serial numbers 28-7110001 and up.</p> <p>C - Used on PA-28-140 with serial numbers 28-7125001 and up, PA-28-180 with serial numbers 28-7105001 to 28-7105244 inclusive, PA-28R-180 with serial numbers 28-7130001 to 28-7130019 inclusive, PA-28R-200 with serial numbers 28-7135001 to 28-7135238 inclusive, and PA-28-235 with serial numbers 28-7110001 to 28-7110042 inclusive.</p> <p>D - Used on PA-28-140 with serial numbers 28-7225001 and up, PA-28-180 with serial numbers 28-7205001 and up, PA-28R-200 with serial numbers 28-7235001 and up, and PA-28-235 with serial numbers 28-7210001 and up.</p> <p>E - Used on PA-28-235 airplanes only.</p> <p>F - Used on PA-28-140 with serial numbers 28-25000 to 28-26956 inclusive, PA-28-180 with serial numbers 28-4378 to 28-5869 inclusive, PA-28R-180 with serial numbers 28-30005 to 28-30481 inclusive, 28-30483 to 28-31279 inclusive, PA-28R-200 with serial numbers 28-30482, 28-35001 to 28-35830 inclusive, and PA-28-235 with serial numbers 28-11040 to 28-11393 inclusive.</p> <p>G - Used on PA-28-140 with serial numbers 28-25000 to 28-7125651 inclusive, PA-28-180 with serial numbers 28-4378 to 28-7105244 inclusive, PA-28-235 with serial numbers 28-11040 to 28-7110042 inclusive, PA-28R-180 with serial numbers 28-30005 to 28-7130019 inclusive, and PA-28R-200 with serial numbers 28-30482, 28-35001 to 28-7135238 inclusive.</p>					

When ordering, always specify Part Number, Description and Serial Number of Aircraft

PA-28-140  
PA-28-180  
PA-28-235  
PA-28R-180  
PA-28R-200



Figure and Index Number	Part Number	Code	NOMENCLATURE	No. Req.	SERIAL NUMBERS AFFECTED
17-52	486 570	FHW	SHAFT - Tachometer (#1536463)	1	
	486 575	GW	SHAFT - Tachometer (#1536403)	1	
	486 594	J	SHAFT - Tachometer (#446156-43)	1	
-53	85012-14	W	WASHER - Tachometer shaft	1	
-54	66696-00	F	INSTRUMENT - Ammeter	1	
-55	460 682	HJW	CONNECTOR - Manifold pressure gauge (W/H 48 x 4)	1	
-56	99465-00	B	SPACER - Air temperature gauge, inner	1	
	99465-02	B	SPACER - Air temperature gauge, outer	1	
-57	550 548	C	GAUGE - Cylinder head temperature	1	
	550 543	D	GAUGE - Cylinder head temperature	1	
-58	550 549		SENDER - Cylinder head temperature	1	
-59	99670-00	E	SPRING - Circuit breaker panel	1	
<p>A - Used on PA-28-180 with serial numbers 28-4378 and up, PA-28-235 with serial numbers 28-11040 and up, PA-28-140 with serial numbers 28-25000 and up, PA-28R-180 and PA-28R-200 airplanes.</p> <p>B - Used on PA-28-140 with serial numbers 28-25000 to 28-26956 inclusive, PA-28-180 with serial numbers 28-4378 to 28-5869 inclusive, PA-28R-180 with serial numbers 28-30005 to 28-30481 inclusive, 28-30483 to 28-31279 inclusive, PA-28R-200 with serial numbers 28-30482, 28-35001 to 28-35830 inclusive and PA-28-235 with serial numbers 28-11040 to 28-11393 inclusive.</p> <p>C - Used on PA-28-140, PA-28-180, PA-28R-180 and PA-28-235 airplanes only.</p> <p>D - Used on PA-28R-200 airplanes only.</p> <p>E - Used on PA-28-140 with serial numbers 28-7225001 and up, PA-28-180 with serial numbers 28-7205001 and up, PA-28-235 with serial numbers 28-7210001 and up, and PA-28R-200 with serial numbers 28-7235001 and up.</p> <p>F - Used on PA-28-140 airplanes only.</p> <p>G - Used on PA-28R-180 and PA-28R-200 airplanes only.</p> <p>H - Used on PA-28-180 airplanes only.</p> <p>J - Used on PA-28-235 airplanes only.</p>					

When ordering, always specify Part Number, Description and Serial Number of Aircraft

PA-28-140  
PA-28-180  
PA-28-235  
PA-28R-180  
PA-28R-200

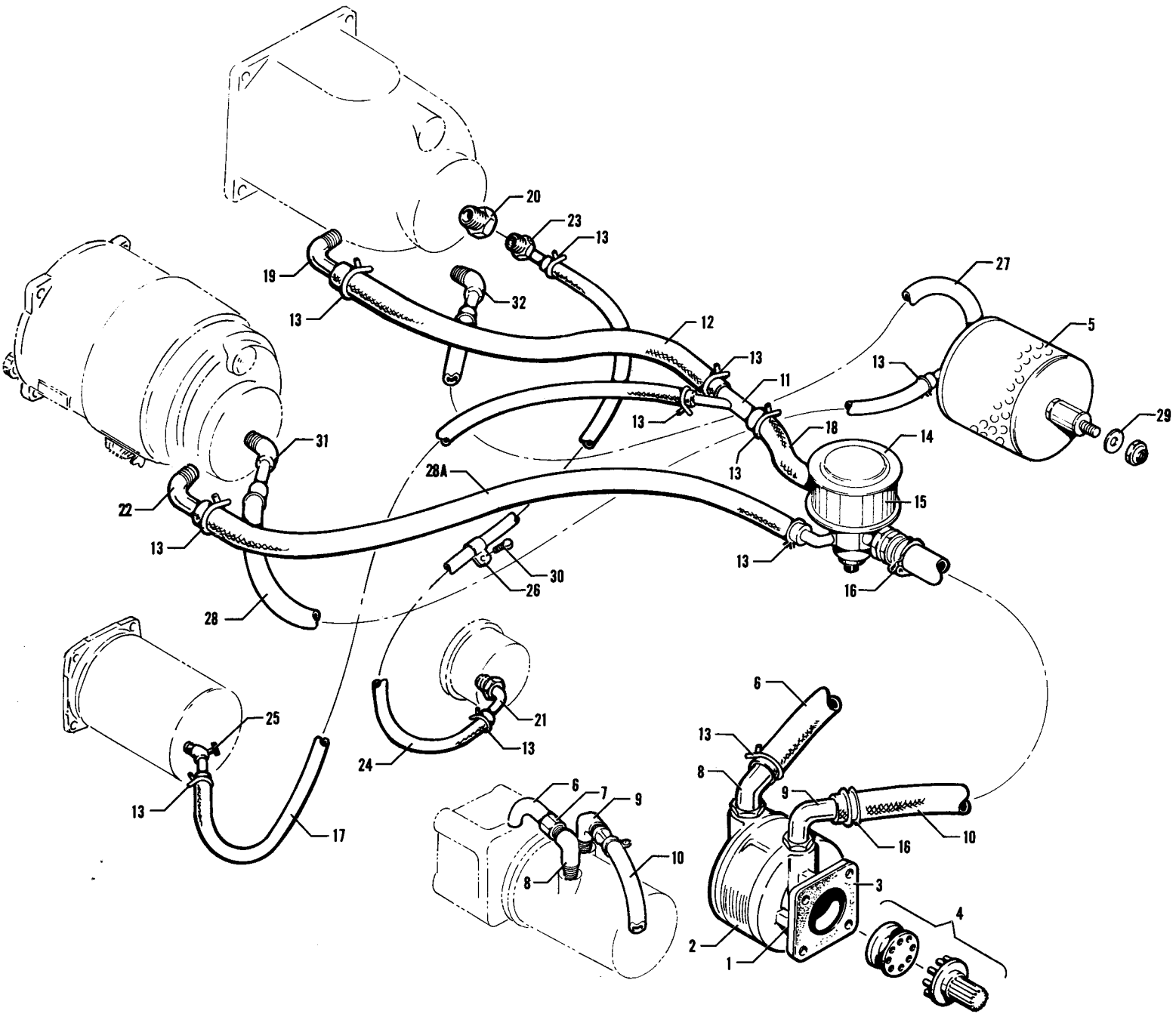


Figure 18. Vacuum System Installation

(PA-28-140 - Serial Nos. 28-20002 to 28-24999 inclusive)

(PA-28-150-160-180 - Serial Nos. 28-1 to 28-4377 inclusive)

(PA-28-235 - Serial Nos. 28-10003 to 28-11039 inclusive)



Figure and Index Number	Part Number	Code	NOMENCLATURE	No. Req.	SERIAL NUMBERS AFFECTED
18-	63213 65655 65793 65793	D B B E	DRAWING - Vacuum Pump Installation DRAWING - Vacuum Pump Installation DRAWING - Vacuum Pump Installation (3 inch gyros) DRAWING - Vacuum Pump Installation		28-21162 to 28-24999 inclusive 28-23384 to 28-24999 inclusive
-1	450 380 754 575	BKW C	KIT - Vacuum pump drive (#69439) KIT - Vacuum pump drive (#79005)	1 1	
-2	481 681 481 692	FW W	PUMP - Dry vacuum (#113A5) PUMP - Dry vacuum (#200CC)	1 1	
-3	751 859	W	GASKET - Vacuum pump mounting (B3001A1)	1	
-4	753 910	GW	COUPLING ASSEMBLY - Pump drive (B1-9-1)	1	
-5	460 798	W	FILTER ASSEMBLY - Air (25230-00)	1	
-6	22514-00 82371-90	LW JW	TUBE ASSEMBLY - Vacuum pump exhaust HOSE - Vacuum pump exhaust	1 1	
-7	477 624 554 889	LW J	NUT - Coupling (AN818-8D) CLAMP - (GS8)	1 1	
-8	458 898 558 900	LW HW	ELBOW - (AN822-8D) ELBOW - (1K8-6-8)	1 1	
<p>A - Used on PA-28-140 with serial numbers 28-20002 to 28-24999 inclusive, PA-28-150, PA-28-160 and PA-28-180 with serial numbers 28-1 to 28-4377 inclusive, and PA-28-235 with serial numbers 28-10003 to 28-11039 inclusive.</p> <p>B - Used on PA-28-140 airplanes only.</p> <p>C - Used on PA-28-235 airplanes only.</p> <p>D - Used on PA-28-150, PA-28-160 and PA-28-180 with serial numbers 28-1 to 28-3265 inclusive, PA-28-140 with serial numbers 28-20002 to 28-21161 inclusive, and PA-28-235 with serial numbers 28-10003 to 28-10720 inclusive.</p> <p>E - Used on PA-28-150, PA-28-160 and PA-28-180 with serial numbers 28-3266 to 28-4377 inclusive, and PA-28-235 with serial numbers 28-10721 to 28-11039.</p> <p>F - Vacuum pump 481 681 (#113A5) not available. Pump 481 692 (#200CC) will be supplied as a replacement.</p> <p>G - Used with Vacuum pump #200CC only.</p> <p>H - Used on PA-28-150, PA-28-160 and PA-28-180 with serial numbers 28-1761 to 28-4377 inclusive, PA-28-235 with serial numbers 28-10313 to 28-11039 inclusive, and PA-28-140 with serial numbers 28-20281 to 28-24999 inclusive.</p> <p>J - Used on PA-28-150, PA-28-160 and PA-28-180 with serial numbers 28-1761 to 28-4377 inclusive, PA-28-140 with serial numbers 28-20281 to 28-24999 inclusive, and PA-28-235 with serial numbers 28-10313 to 28-11039 inclusive.</p> <p>K - Used on PA-28-150, PA-28-160 and PA-28-180 only.</p> <p>L - Used on PA-28-150, PA-28-160 and PA-28-180 with serial numbers 28-1 to 28-1760 inclusive, PA-28-140 with serial numbers 28-20002 to 28-20280 inclusive, and PA-28-235 with serial numbers 28-10003 to 28-10312 inclusive.</p> <p>W - These parts <u>must</u> be ordered from Service Spares Department, Piper Aircraft, Lock Haven, Penna.</p>					

When ordering, always specify Part Number, Description and Serial Number of Aircraft



Figure and Index Number	Part Number	Code	NOMENCLATURE	No. Req.	SERIAL NUMBERS AFFECTED
18-9	458 958	W	ELBOW - (1K1-6-10)	1	
-10	63913-09	BK	HOSE	1	
	63913-28	L	HOSE	1	
-11	63212-00	F	FITTING - Vacuum hose "Y", (restricted)	1	28-1 to 28-1110 inclusive
	63212-04	CF	FITTING - Vacuum hose "Y", (unrestricted)	1	
-12	63913-44	F	HOSE - Vacuum "Y" to directional gyro	1	
	63913-47	J	HOSE - Vacuum regulator to directional gyro	1	
-13	554 889		CLAMP - (GS-8)	11	
-14	492 065	W	VALVE - Suction regulating (#133A4)	1	
-15	751 815	W	FILTER - Regulating valve (#B-3-5-1)	1	
-16	454 837		CLAMP - (#H-78000)	2	
-17	63913-08	F	HOSE - Vacuum, "Y" to turn and bank	1	
-18	63913-05	F	HOSE - Vacuum, regulator valve to "Y" fitting	1	
-19	458 945	GW	ELBOW - Directional gyro (#1K1-4-6)	1	
	558 912	HW	ELBOW - Directional gyro (#1K9-4-6)	1	
-20	453 616	GW	REDUCER - (AN912-1D)	1	
-21	458 893	DW	ELBOW - Suction gauge (AN822-3D)	1	
	458 948	EW	ELBOW - Suction gauge (1K1-2-4)	1	
	458 948	BW	ELBOW - Suction gauge (1K1-2-4)	1	28-21162 to 28-24999 inclusive
-22	458 945	GW	ELBOW - Gyro horizon (#1K1-4-6)	1	
	558 912	HW	ELBOW - Gyro horizon (#1K9-4-6)	1	
-23	458 893	DW	ELBOW - Directional gyro (AN822-3D)	1	
	458 948	EW	ELBOW - Directional gyro (1K1-2-4)	1	
	458 948	BW	ELBOW - Directional gyro (1K1-2-4)	1	28-21162 to 28-24999 inclusive
<p>A - Used on PA-28-140 with serial numbers 28-20002 to 28-24999 inclusive, PA-28-150, PA-28-160 and PA-28-180 with serial numbers 28-1 to 28-4377 inclusive, and PA-28-235 with serial numbers 28-10003 to 28-11039 inclusive.</p> <p>B - Used on PA-28-140 airplanes only.</p> <p>C - Used on PA-28-150, PA-28-160 and PA-28-180 with serial numbers 28-1111 to 28-4084 inclusive, PA-28-235 with serial numbers 28-10003 to 28-10926 inclusive, and PA-28-140 airplanes.</p> <p>D - Used on PA-28-150, PA-28-160 and PA-28-180 with serial numbers 28-1 to 28-3265 inclusive, PA-28-140 with serial numbers 28-20002 to 28-21161 inclusive, and PA-28-235 with serial numbers 28-10003 to 28-10720 inclusive.</p> <p>E - Used on PA-28-150, PA-28-160 and PA-28-180 with serial numbers 28-3266 to 28-4377 inclusive, and PA-28-235 with serial numbers 28-10721 to 28-11039.</p> <p>F - Used when vacuum turn and bank is installed.</p> <p>G - Used when 3" instruments are not installed.</p> <p>H - Used when 3" instruments are installed.</p> <p>J - Used when electric turn and bank is installed.</p> <p>K - Used on PA-28-150, PA-28-160 and PA-28-180 airplanes only.</p> <p>L - Used on PA-28-235 airplanes only.</p> <p>W - These parts must be ordered from Service Spares Department, Piper Aircraft, <u>Lock Haven, Penna.</u></p>					

When ordering, always specify Part Number, Description and Serial Number of Aircraft



Figure and Index Number	Part Number	Code	NOMENCLATURE	No. Req.	SERIAL NUMBERS AFFECTED
18-24	63206-00	EJ	LINE ASSEMBLY - Suction gauge	1	28-20002 to 28-21161 inclusive
	63206-00	DE	LINE ASSEMBLY - Suction gauge	1	
	63096-00	EG	LINE ASSEMBLY - Suction gauge	1	
	63913-57	EH	HOSE ASSEMBLY - Suction gauge	1	
	63913-57	DE	HOSE ASSEMBLY - Suction gauge	1	
	63913-63	B	HOSE ASSEMBLY - Suction gauge	1	
-25	14205-00	JW	VALVE ASSEMBLY - Air regulating	1	28-20002 to 28-21161 inclusive
	14205-00	DW	VALVE ASSEMBLY - Air regulating	1	
	63082-00	GH	VALVE ASSEMBLY - Air regulating	1	
	63082-00	D	VALVE ASSEMBLY - Air regulating	1	
-26	554 958	C	CLAMP - Suction gauge hose (NPC-8)	1	28-21162 to 28-24999 inclusive
-27	63913-07		HOSE - Air filter to directional gyro	1	
-28	63913-50		HOSE - Air filter to gyro horizon	1	28-21162 to 28-24999 inclusive
-28a	63913-50		HOSE - Regulator valve to gyro horizon	1	
-29	407 564	FW	WASHER - (AN960-10)	2	
-29	404 887	FW	NUT - (MS20365-1032C)	1	28-21162 to 28-24999 inclusive
	415 448	CW	SCREW - (AN526-832R6)	1	
-30	406 357	CW	NUT - (#A190-832-1)	1	28-21162 to 28-24999 inclusive
	458 941	EW	ELBOW - Gyro horizon (AN844-6D)	1	
-31	451 939	BW	ADAPTER - Gyro horizon (1K10-4-6)	1	28-21162 to 28-24999 inclusive
	558 912	BW	ELBOW - Gyro horizon (1K9-4-6)	1	
	458 941	EW	ELBOW - Directional gyro (AN844-6D)	1	
-32	451 939	BW	ADAPTER - Directional gyro (1K10-4-6)	1	28-21162 to 28-24999 inclusive
	558 912	BW	ELBOW - Directional gyro (1K9-4-6)	1	

- A - Used on PA-28-140 with serial numbers 28-20002 to 28-24999 inclusive, PA-28-150, PA-28-160 and PA-28-180 with serial numbers 28-1 to 28-4377 inclusive, and PA-28-235 with serial numbers 28-10003 to 28-11039 inclusive.
- B - Used when 3" instruments are installed.
- C - Used on PA-28-150, PA-28-160 and PA-28-180 with serial numbers 28-3266 to 28-4377 inclusive, PA-28-235 with serial numbers 28-10721 to 28-11039 inclusive, and PA-28-140 with serial numbers 28-21162 to 28-24999 inclusive.
- D - Used on PA-28-140 airplanes only.
- E - Used when 3" instruments are not installed.
- F - Used on PA-28-150, PA-28-160 and PA-28-180 with serial numbers 28-3266 to 28-4377 inclusive, PA-28-235 with serial numbers 28-10721 to 28-11039 inclusive, and PA-28-140 with serial numbers 28-21162 to 28-24999 inclusive.
- G - Used on PA-28-150, PA-28-160 and PA-28-180 with serial numbers 28-1761 to 28-3265 inclusive, and PA-28-235 with serial numbers 28-10487 to 28-10720.
- H - Used on PA-28-150, PA-28-160 and PA-28-180 with serial numbers 28-3266 to 28-4084 inclusive, and PA-28-235 with serial numbers 28-10721 to 28-10926.
- J - Used on PA-28-150, PA-28-160 and PA-28-180 with serial numbers 28-1 to 28-1760 inclusive, and PA-28-235 with serial numbers 28-10003 to 28-10486.
- W - These parts must be ordered from Service Spares Department, Piper Aircraft, Lock Haven, Penna.

When ordering, always specify Part Number, Description and Serial Number of Aircraft

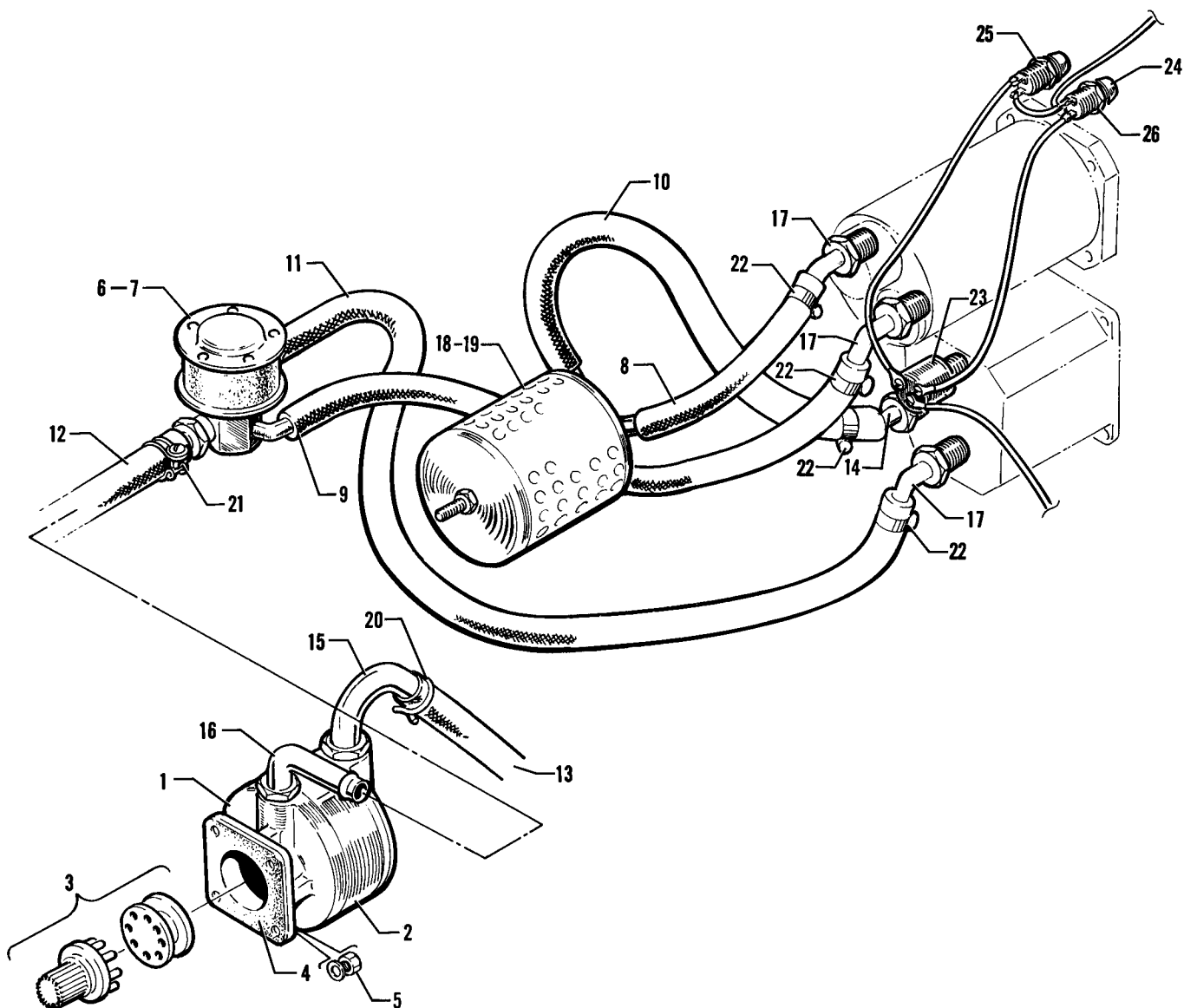


Figure 19. Vacuum System Installation  
 (PA-28-180 - Serial Nos. 28-4378 to 28-5121, 28-5123 to 28-5129, 28-5180 to 28-5227 inclusive)  
 (PA-28R-180 - Serial Nos. 28-30005 to 28-30481, 28-30483 to 28-30878 inclusive)



Figure and Index Number	Part Number	Code	NOMENCLATURE	No. Req.	SERIAL NUMBERS AFFECTED
19-	67420		DRAWING - Vacuum System Installation		
-1	450 380	W	KIT - Vacuum pump drive (#69439)	1	
-2	481 692	W	PUMP - Dry vacuum (#200CC)	1	
-3	753 910	W	COUPLING ASSEMBLY - Pump drive (B1-9-1)	1	
-4	751 859	W	GASKET - Vacuum pump mounting (#B3-1-2)	1	
-5	404 004		NUT - (PS10024-420)	4	
	407 565	W	WASHER - (AN960-416)	4	
-6	492 065	W	VALVE - Suction regulating (#133A4)	1	
-7	751 815	W	FILTER - Regulating valve (#B3-5-1)	1	
-8	63913-44		HOSE - Gyro horizon to air filter	1	
-9	63913-47		HOSE - Gyro horizon to regulating valve	1	
-10	63913-07		HOSE - Directional gyro to air filter	1	
-11	63913-06		HOSE - Directional gyro to regulating valve	1	
-12	63913-65		HOSE - Regulating valve to vacuum pump	1	
-13	63904-29		HOSE - Vacuum pump exhaust	1	
-14	451 939	W	ADAPTER - (#1K10-4-6)	1	
-15	558 900	W	ELBOW - (#1K8-6-8)	1	
-16	458 958	W	ELBOW - (#1K1-6-10)	1	
-17	558 912	W	ELBOW - (#1K9-4-6)	3	
-18	460 888		FILTER ASSEMBLY - Air (66673-00)	1	
-19	757 899		CARTRIDGE - Air filter (#D9-18-1)	1	
-20	554 985		CLAMP - (SAE #11)	1	
-21	554 820	W	CLAMP - (#H15160)	2	
-22	554 888		CLAMP - (#GS-6)	8	
-23	487 926		SWITCH - Vacuum (#22-1280-04)	1	
-24	472 054	W	BULB - Indicator light (#330)	2	
-25	67422-02		LIGHT - Indicator (Lo Vac)	1	
-26	67422-03		LIGHT - Indicator (Hi Vac)	1	
			<p>A - Used on PA-28-180 with serial numbers 28-4378 to 28-5121, 28-5123 to 28-5129, 28-5180 to 28-5227 inclusive, and PA-28R-180 with serial numbers 28-30005 to 28-30481 inclusive, 28-30483 to 28-30878 inclusive.</p> <p>W - These parts <u>must</u> be ordered from Service Spares Department, Piper Aircraft, <u>Lock Haven, Penna.</u></p>		

When ordering, always specify Part Number, Description and Serial Number of Aircraft



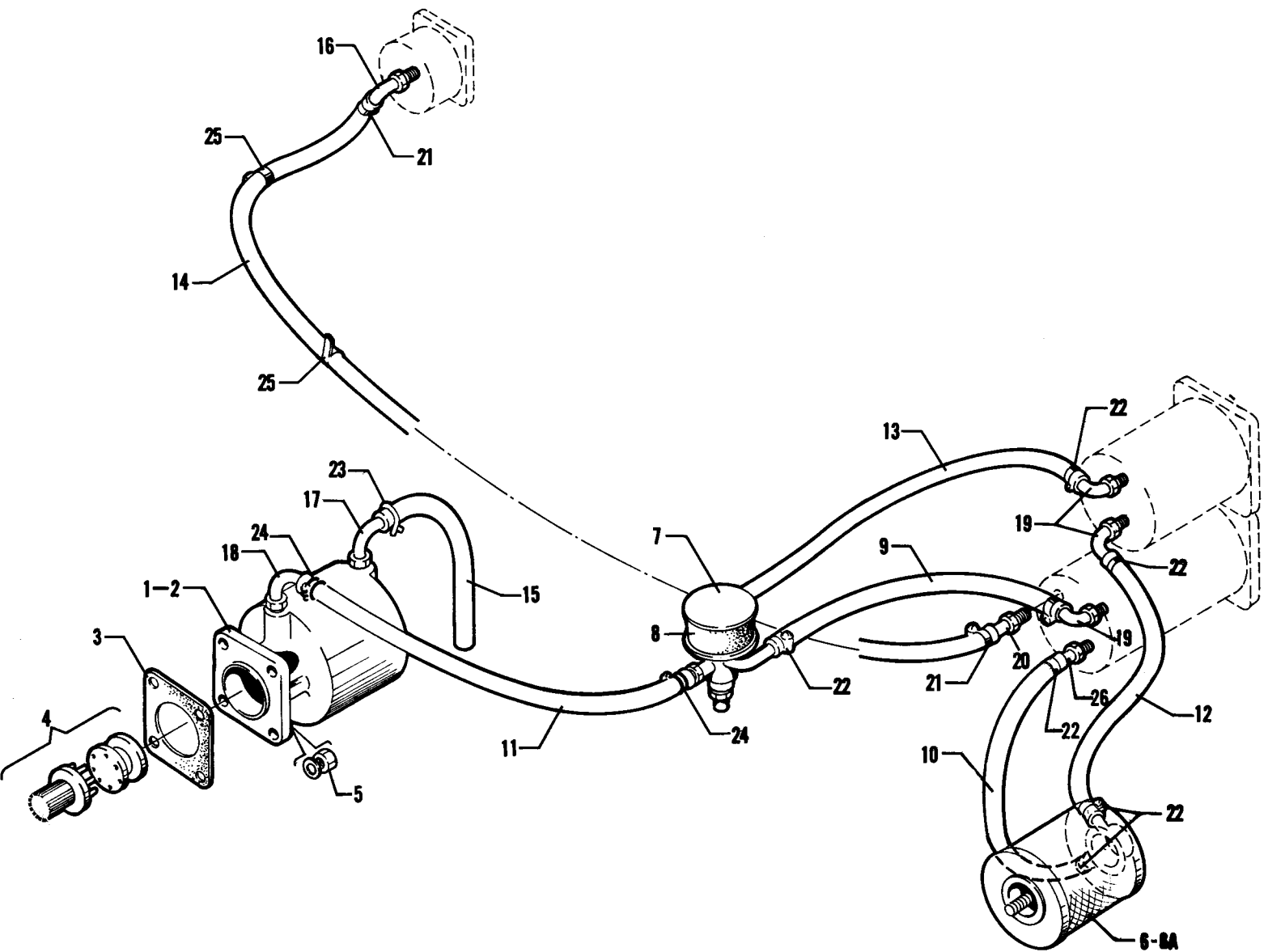


Figure 19A, Vacuum System Installation

(PA-28-140 - Serial Nos. 28-25000 to 28-26956 inclusive)

(PA-28-235 - Serial Nos. 28-11040 to 28-11393 inclusive)

(PA-28-180 - Serial Nos. 28-5122, 28-5130 to 28-5179, 28-5228 to 29-5869 inclusive)

(PA-28R-180 - Serial Nos. 28-30879 to 28-31279 inclusive)

(PA-28R-200 - Serial Nos. 28-30482, 28-35001 to 28-35830 inclusive)



Figure and Index Number	Part Number	Code	NOMENCLATURE	No. Req.	SERIAL NUMBERS AFFECTED
19A-	69272		DRAWING - Vacuum System Installation		
-1	450 380	BW	KIT - Vacuum pump drive (#69439)	1	
	754 575	C	KIT - Vacuum pump drive (#79005)	1	
-2	481 692	W	PUMP - Dry vacuum (#200CC)	1	
-3	751 859	W	GASKET - Vacuum pump mounting (#B3-1-2)	1	
-4	753 910	W	COUPLING ASSEMBLY - Pump drive (B1-9-1)	1	
-5	404 004		NUT - PS10024-420	4	
	407 565	W	WASHER - (AN960-416)	4	
-6	460 888		FILTER ASSEMBLY - Air (66673-00)	1	
-6a	757 899		CARTRIDGE - Air filter (#D9-18-1)	1	
-7	492 065	W	VALVE - Suction regulating (#133A4)	1	
-8	751 815	W	FILTER - Regulating valve (#B3-5-1)	1	
-9	63913-06		HOSE - Directional gyro to regulating valve	1	
-10	63913-07		HOSE - Directional gyro to air filter	1	
-11	63913-28	C	HOSE - Regulating valve to vacuum pump	1	
	63913-65	B	HOSE - Regulating valve to vacuum pump	1	
-12	63913-55		HOSE - Gyro horizon to air filter	1	
-13	63913-47		HOSE - Gyro horizon to regulating valve	1	
-14	63913-49		HOSE - Directional gyro to suction gauge	1	
-15	63904-29		HOSE - Vacuum pump exhaust	1	
-16	458 948	W	ELBOW - (#1K1-2-4)	1	
-17	558 900	W	ELBOW - (#1K8-6-8)	1	
-18	458 958	W	ELBOW - (#1K1-6-10)	1	
-19	558 912	W	ELBOW - (#1K9-4-6)	3	
-20	451 881	W	ADAPTER - (#1K10-2-4)	1	
-21	554 861		CLAMP - GS-4	2	
-22	554 888		CLAMP - GS-6	8	
-23	554 985		CLAMP - (SAE #11)	1	
-24	554 820	W	CLAMP - H15160	2	
-25	554 958		CLAMP - NPC #8	2	
-26	451 939	W	ADAPTER - (#1K10-4-6)	1	
			<p>A - Used on PA-28-140 with serial numbers 28-25000 to 28-26956 inclusive, PA-28-235 with serial numbers 28-11040 to 28-11393 inclusive, PA-28-180 with serial numbers 28-5122, 28-5130 to 28-5179 inclusive, 28-5228 to 28-5869 inclusive, PA-28R-180 with serial numbers 28-30879 to 28-31279 inclusive, and PA-28R-200 with serial numbers 28-30482, 28-35001 to 28-35830 inclusive.</p> <p>B - Used on PA-28-140, PA-28-180, PA-28R-180 and PA-28R-200 airplanes only.</p> <p>C - Used on PA-28-235 airplanes only.</p> <p>W - These parts <u>must</u> be ordered from Service Spares Department, Piper Aircraft, <u>Lock Haven, Penna.</u></p>		

When ordering, always specify Part Number, Description and Serial Number of Aircraft

PA-28-140  
PA-28-180  
PA-28-235  
PA-28R-180  
PA-28R-200

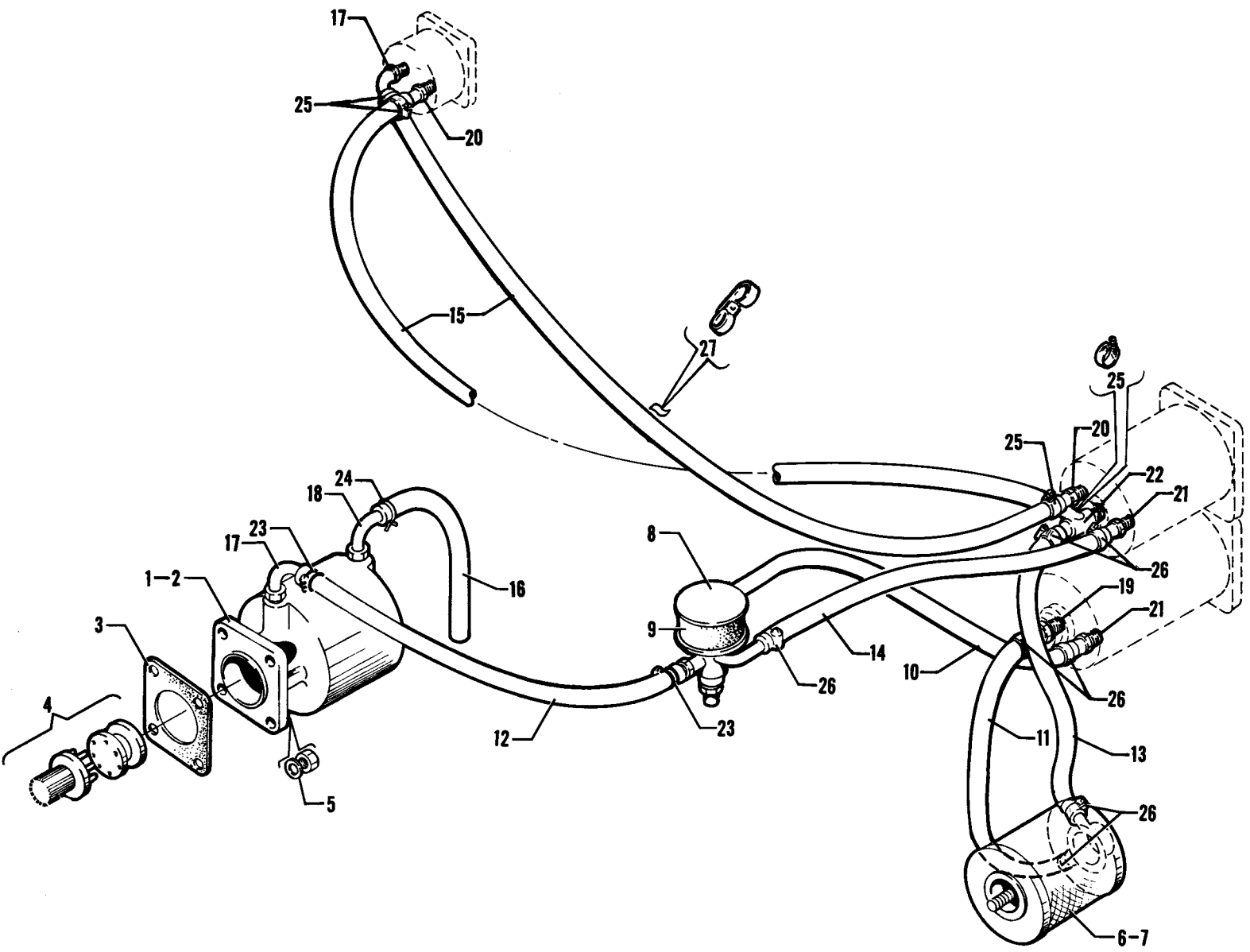


Figure 19B. Vacuum System Installation  
 (PA-28-140 - Serial Nos. 28-7125001 and up)  
 (PA-28-235 - Serial Nos. 28-7110001 and up)  
 (PA-28-180 - Serial Nos. 28-7105001 and up)  
 (PA-28R-180 - Serial Nos. 28-7130001 and up)  
 (PA-28R-200 - Serial Nos. 28-7135001 and up)



Figure and Index Number	Part Number	Code	NOMENCLATURE	No. Req.	SERIAL NUMBERS AFFECTED
19B-	69272		DRAWING - Vacuum System Installation		
-1	450 380	BW	KIT - Vacuum pump drive (#69439)	1	
	754 575	C	KIT - Vacuum pump drive (#79005)	1	
-2	481 692	W	PUMP - Dry vacuum (#200CC)	1	
-3	751 859	W	GASKET - Vacuum pump mounting (#B3-1-2)	1	
-4	753 910	W	COUPLING ASSEMBLY - Pump drive (B1-9-1)	1	
-5	404 004		NUT - (PS10024-420)	4	
	407 565	W	WASHER - (AN960-416)	4	
-6	460 888		FILTER ASSEMBLY - Air (66673-00)	1	
-7	757 899		CARTRIDGE - Air filter (#D9-18-1)	1	
-8	492 065	W	VALVE - Suction regulating (#133A4)	1	
-9	751 815	W	FILTER - Regulating (#B3-5-1)	1	
-10	63913-06		HOSE - Directional gyro to regulating valve	1	
-11	63913-07		HOSE - Directional gyro to air filter	1	
-12	63913-65	B	HOSE - Regulating valve to vacuum pump	1	
	63913-28	C	HOSE - Regulating valve to vacuum pump	1	
-13	63913-44		HOSE - Gyro horizon to air filter	1	
-14	63913-47		HOSE - Gyro horizon to regulating valve	1	
-15	63913-49		HOSE - Gyro horizon to suction gauge	2	
-16	63904-29		HOSE - Vacuum pump exhaust	1	
-17	458 958	W	ELBOW - (#1K1-6-10)	1	
-18	558 900	W	ELBOW - (#1K8-6-8)	1	
-19	558 912	W	ELBOW - (#1K9-4-6)	1	
-20	451 881	W	ADAPTER - (#1K10-2-4)	2	
-21	451 939	W	ADAPTER - (#1K10-4-6)	2	
-22	460 836		FITTING - (#1K31-1)	1	
-23	554 820	W	CLAMP - (H15160)	2	
-24	554 985		CLAMP - (SAE #111)	1	
-25	554 861		CLAMP - GS-4	4	
-26	554 888		CLAMP - GS-6	8	
-27	554 958		CLAMP - NPC #8	2	
			<p>A - Used on PA-28-140 with serial numbers 28-7125001 and up, PA-28-235 with serial numbers 28-7110001 and up, PA-28-180 with serial numbers 28-7105001 and up, PA-28R-180 with serial numbers 28-7130001 and up, and PA-28R-200 with serial numbers 28-7135001 and up.</p> <p>B - Used on PA-28-140, PA-28-180, PA-28R-180 and PA-28R-200 airplanes only.</p> <p>C - Used on PA-28-235 airplanes only.</p> <p>W - These parts must be ordered from Service Spares Department, Piper Aircraft, <u>Lock Haven, Penna.</u></p>		

When ordering, always specify Part Number, Description and Serial Number of Aircraft



Figure 20. Pilot Static System Installation  
 (PA-28-140 - Serial Nos. 28-20002 to 28-24999 inclusive)  
 (PA-28-150-160-180 - Serial Nos. 28-1 to 28-4377 inclusive)  
 (PA-28-235 - Serial Nos. 28-10003 to 28-11039 inclusive)



Figure and Index Number	Part Number	Code	NOMENCLATURE	No. Req.	SERIAL NUMBERS AFFECTED
20-	63906	D	DRAWING - Airspeed Pitot Tube Installation		
	62245	E	DRAWING - Pitot Static System Installation		
	68114	F	DRAWING - Pitot Static System Installation		
	65658	G	DRAWING - Pitot Static System Installation (Instruments)		
	69046	EF	DRAWING - Heated Pitot Static System Installation		
	63905	H	DRAWING - Tubes Installation, Instrument Static Vent		28-1 to 28-1760 inclusive
	63905	B	DRAWING - Tubes Installation, Instrument Static Vent		28-20002 to 28-20280 inclusive
	65189	C	DRAWING - Tubes Installation, Instrument Static Vent		28-10003 to 28-10486 inclusive
-1	63907-00	D	PITOT TUBE ASSEMBLY	1	
-2	65797-02	EF	HEAD ASSEMBLY - Pitot static	1	
	69041-02	EF	HEAD ASSEMBLY - Heated pitot	1	
-3	63477-00	EF	HEAD - Pitot static (for unheated head assembly)	1	
-4	63913-34	EF	HOSE - Pitot	1	
-5	63913-37	EF	HOSE - Static	1	
-6	65165-17	EF	TUBE - Pitot and static hose	2	
-7	455 278	EF	CONNECTOR - (W/H 68 x 3) Heated pitot head	2	
-8	554 861	EF	CLAMP - (GS4)	2	
-9	63211-00		TUBE ASSEMBLY - Static	1	
-10	63904-02	H	HOSE - Plastic	1	28-1 to 28-1500 inclusive
	65165-00	H	TUBE - Aluminum	1	28-1501 to 28-1760 inclusive
	65165-11	B	TUBE - Aluminum	1	28-20002 to 28-20280 inclusive
	63904-11	C	HOSE - Plastic	1	28-10003 to 28-10208 inclusive
	65165-15	C	TUBE - Aluminum	1	28-10209 to 28-10486 inclusive
			A - Used on PA-28-140 with serial numbers 28-20002 to 28-24999 inclusive, PA-28-150, PA-28-160 and PA-28-180 with serial numbers 28-1 to 28-4377 inclusive, and PA-28-235 with serial numbers 28-10003 to 28-11039 inclusive.		
			B - Used on PA-28-140 airplanes only.		
			C - Used on PA-28-235 airplanes only.		
			D - Used on PA-28-140 with serial numbers 28-20002 to 28-20280 inclusive, PA-28-150, PA-28-160 and PA-28-180 with serial numbers 28-1 to 28-1760 inclusive, and PA-28-235 with serial numbers 28-10003 to 28-10486 inclusive.		
			E - Used on PA-28-140 with serial numbers 28-20281 to 28-24999 inclusive, PA-28-150, PA-28-160 and PA-28-180 with serial numbers 28-1761 to 28-2477 inclusive, and PA-28-235 with serial numbers 28-10487 to 28-10675 inclusive.		
			F - Used on PA-28-150, PA-28-160 and PA-28-180 with serial numbers 28-2478 to 28-4377 inclusive, and PA-28-235 with serial numbers 28-10676 to 28-11039 inclusive.		
			G - Used on PA-28-150, PA-28-160 and PA-28-180 with serial numbers 28-2515 to 28-4377 inclusive, and PA-28-235 with serial numbers 28-10676 to 28-11039 inclusive.		
			H - Used on PA-28-150, PA-28-160 and PA-28-180 airplanes only.		

When ordering, always specify Part Number, Description and Serial Number of Aircraft



Figure and Index Number	Part Number	Code	NOMENCLATURE	No. Req.	SERIAL NUMBERS AFFECTED
20-11	434 128	DW	GROMMET - (AN931-4-7)	9	
-12	14493-00	DW	TUBE ASSEMBLY	1	
-13	63900-25		BUSHING	1	
-14	455 928	DW	CLAMP - (A4980-S3-91)	1	
-15	416 999	W	SCREW - (AN526-1032R-16)	1	
	407 584	W	WASHER - (AN960-10L)	1	
	404 887	W	NUT - (MS20365-1032)	1	
-16	63904-03	B	HOSE - Plastic	2	
	65165-12	C	TUBE - Aluminum	2	
-17	20886-00	DW	PLATE ASSEMBLY	2	
-18	21457-00	DW	PAD	2	
-19	63904-04	B	HOSE - Plastic	1	
	65165-13	C	TUBE - Aluminum	1	
-20	454 929	W	CLAMP - (#A4980-S4-91)	2	
-21	62243-00	E	TUBE ASSEMBLY - Static	1	
	68115-00	F	TUBE ASSEMBLY - Static	1	
-22	62244-00	E	TUBE ASSEMBLY - Pitot	1	
	68116-00	F	TUBE ASSEMBLY - Pitot	1	
-23	454 833	W	CLAMP - (SAE #6)	12	
-24	63207-00		TUBE ASSEMBLY - Airspeed static	1	
-25	83161-02	DW	HOSE - Airspeed	7	
-26	485 889	W	ELBOW - (AN823-3D)	1	
			<p>A - Used on PA-28-140 with serial numbers 28-20002 to 28-24999 inclusive, PA-28-150, PA-28-160 and PA-28-180 with serial numbers 28-1 to 28-4377 inclusive, and PA-28-235 with serial numbers 28-10003 to 28-11039 inclusive.</p> <p>B - Used on PA-28-150, PA-28-160 and PA-28-180 with serial numbers 28-1 to 28-1500 inclusive, and PA-28-235 with serial numbers 28-10003 to 28-10208 inclusive.</p> <p>C - Used on PA-28-150, PA-28-160 and PA-28-180 with serial numbers 28-1501 to 28-1760 inclusive, PA-28-235 with serial numbers 28-10209 inclusive, and PA-28-140 with serial numbers 28-20002 to 28-20280 inclusive.</p> <p>D - Used on PA-28-140 with serial numbers 28-20002 to 28-20280 inclusive, PA-28-150, PA-28-160 and PA-28-180 with serial numbers 28-1 to 28-1760 inclusive, and PA-28-235 with serial numbers 28-10003 to 28-10486 inclusive.</p> <p>E - Used on PA-28-140 with serial numbers 28-20281 to 28-24999 inclusive, PA-28-150, PA-28-160 and PA-28-180 with serial numbers 28-1761 to 28-2477 inclusive, and PA-28-235 with serial numbers 28-10487 to 28-10675 inclusive.</p> <p>F - Used on PA-28-150, PA-28-160 and PA-28-180 with serial numbers 28-2478 to 28-4377 inclusive, and PA-28-235 with serial numbers 28-10676 to 28-11039 inclusive.</p> <p>W - These parts <u>must</u> be ordered from Service Spares Department, Piper Aircraft, <u>Lock Haven, Penna.</u></p>		

When ordering, always specify Part Number, Description and Serial Number of Aircraft

PA-28-140  
PA-28-150  
PA-28-160  
PA-28-180  
PA-28-235



Figure and Index Number	Part Number	Code	NOMENCLATURE	No. Req.	SERIAL NUMBERS AFFECTED
20-27	63209-00	DE	TUBE ASSEMBLY - Static	1	28-20002 to 28-20897 inclusive
	63209-00	G	TUBE ASSEMBLY - Static	1	
	63211-00	F	TUBE ASSEMBLY - Static	2	28-20002 to 28-20897 inclusive
-28	488 380	W	TEE - (AN825-3D)	2	
-29	63210-00	D	TUBE ASSEMBLY - Static	1	
	63210-00	E	TUBE ASSEMBLY - Static	1	
	62317-00	G	TUBE ASSEMBLY - Static	1	
	63211-00	F	TUBE ASSEMBLY - Static	2	
-30	63913-32	C	TUBE - Pitot	1	
-31	63913-35	C	HOSE - Static	1	
-32	554 861		CLAMP - (GS4)	8	
-33	69042-00		GASKET - Pitot head	1	
-34	487 771		SWITCH - Heated pitot (AN3021-2)	1	
-35	488 666	W	TIP - Heated pitot switch (blue) (#207-10-701-53)	1	
-36	477 650		NUT - Heated pitot switch (#9011)	1	
-37	454 658	W	CIRCUIT PROTECTOR - Pitot switch (#109-215-102)	1	
-38	63208-00		SPACER - Circuit protector	1	
-39	476 647	BW	NIPPLE - (AN816-3D)	1	
-40	476 643	BW	NIPPLE - (AN911-1D)	2	
-41	488 474	BW	TEE - (AN917-1D)	1	
-42	488 310	BW	TEE - (AN826-3D)	1	
			<p>A - Used on PA-28-140 with serial numbers 28-20002 to 28-24999 inclusive, PA-28-150, PA-28-160 and PA-28-180 with serial numbers 28-1 to 28-4377 inclusive, and PA-28-235 with serial numbers 28-10003 to 28-11039 inclusive.</p> <p>B - Used on PA-28-150, PA-28-160 and PA-28-180 with serial numbers 28-3728 to 28-4377 inclusive, and PA-28-235 with serial numbers 28-10786 to 28-11039 inclusive.</p> <p>C - Used on PA-28-150, PA-28-160 and PA-28-180 with serial numbers 28-1761 to 28-4377 inclusive, PA-28-235 with serial numbers 28-10487 to 28-11039 inclusive, and PA-28-140 with serial numbers 28-20281 to 28-24999 inclusive.</p> <p>D - Used on PA-28-150, PA-28-160 and PA-28-180 with serial numbers 28-1 to 28-1760 inclusive, and PA-28-235 with serial numbers 28-10003 to 28-10486 inclusive.</p> <p>E - Used on PA-28-140 airplanes only.</p> <p>F - Used on PA-28-150, PA-28-160 and PA-28-180 with serial numbers 28-2515 to 28-4377 inclusive, PA-28-235 with serial numbers 28-10676 to 28-11039 inclusive, and PA-28-140 with serial numbers 28-20898 to 28-24999 inclusive.</p> <p>G - Used on PA-28-150, PA-28-160 and PA-28-180 with serial numbers 28-1761 to 28-2514 inclusive, and PA-28-235 with serial numbers 28-10487 to 28-10675 inclusive.</p> <p>W - These parts <u>must</u> be ordered from Service Spares Department, Piper Aircraft, <u>Lock Haven, Penna.</u></p>		

When ordering, always specify Part Number, Description and Serial Number of Aircraft

PA-28-140  
PA-28-150  
PA-28-160  
PA-28-180  
PA-28-235



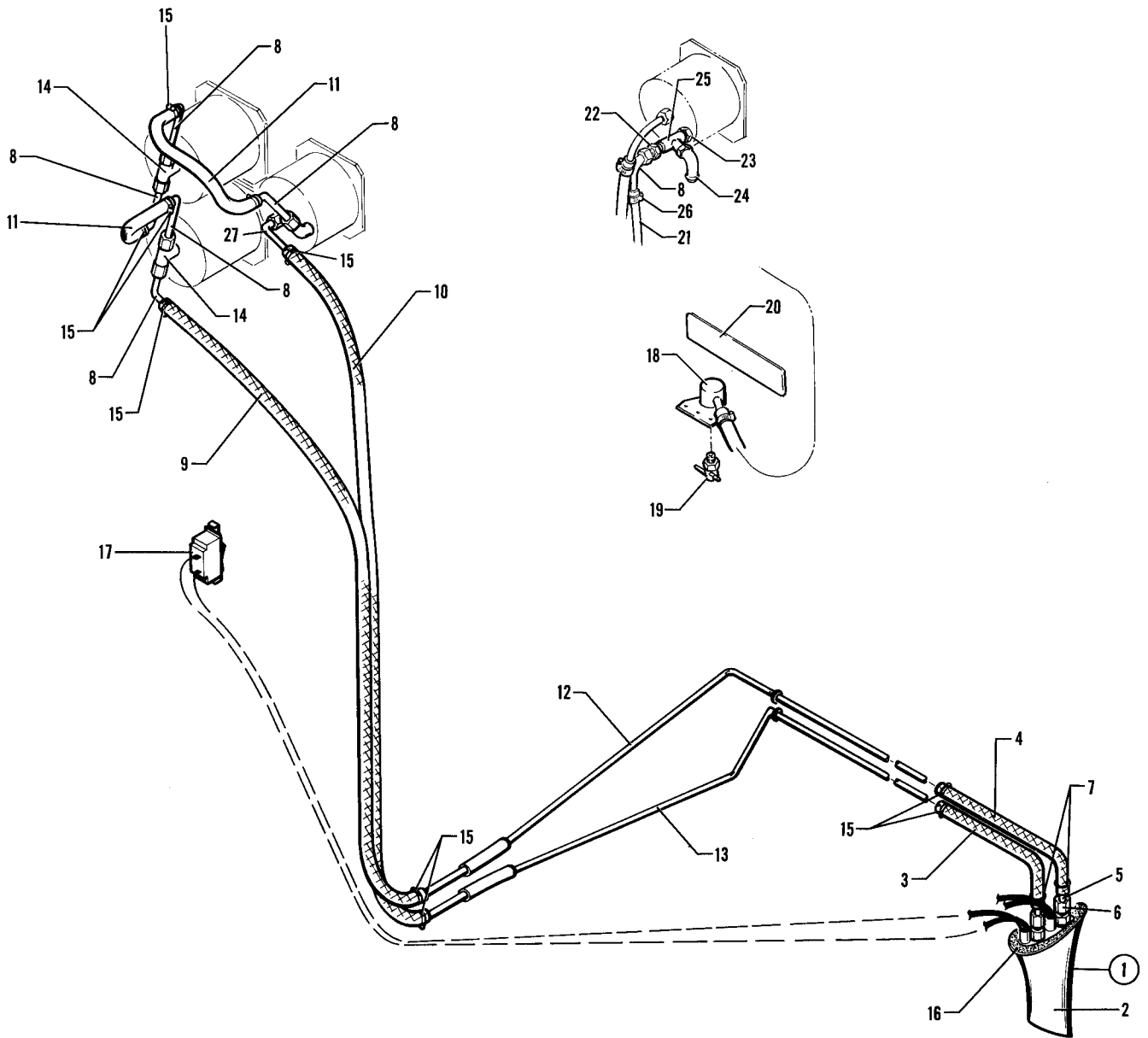


Figure 21. Pitot Static System Installation  
 (PA-28-180 - Serial Nos. 28-4378 and up)  
 (PA-28R-180 - Serial Nos. 28-30005 to 28-30481 inclusive, 28-30483 and up)  
 (PA-28-235 - Serial Nos. 28-11040 and up)  
 (PA-28-140 - Serial Nos. 28-25000 and up)  
 (PA-28R-200 - Serial Nos. 28-30482, 28-35001 and up)

PA-28-140  
 PA-28-180  
 PA-28-235  
 PA-28R-180  
 PA-28R-200



Figure and Index Number	Part Number	Code	NOMENCLATURE	No. Req.	SERIAL NUMBERS AFFECTED
21-	67430 68114 69046 67479		DRAWING - Pitot Static System Installation (Instruments) DRAWING - Pitot Static System Installation (Wing) DRAWING - Heated Pitot Static System Installation DRAWING - Alternate Static System Installation		
-1	65797-02 69041-02		HEAD ASSEMBLY - Pitot static HEAD ASSEMBLY - Heated pitot	1 1	
-2	63477-00		HEAD - Pitot static (for unheated head assembly)	1	
-3	63913-34		HOSE - Pitot	1	
-4	63913-37		HOSE - Static	1	
-5	65165-17		TUBE - Pitot and static hose	2	
-6	455 278		CONNECTOR - (W/H 68 x 3) Heated pitot head	2	
-7	554 861		CLAMP - (GS-4)	2	
-8	63211-00		TUBE ASSEMBLY - Static	5	
-9	63913-59	B	HOSE - Static	1	
	63913-105	C	HOSE - Static	1	
-10	63913-35	B	HOSE - Pitot	1	
	63913-104	C	HOSE - Pitot	1	
-11	63913-34		HOSE - Static	2	
-12	68115-00		TUBE ASSEMBLY - Static	1	
-13	68116-00		TUBE ASSEMBLY - Pitot	1	
-14	488 380	W	TEE - (AN825-3D)	2	
-15	554 861		CLAMP - (#GS-4)	10	
-16	69042-02		GASKET - Pitot head	1	
-17	487 931		SWITCH - Heated pitot, beige (#8911K597)	1	
	99377-04		SWITCH - Heated pitot, gray (#8911K589)	1	
-18	25290-00	W	BRACKET ASSEMBLY - Air valve mounting	1	
-19	492 100	W	VALVE - Alternate static air (#CCA-7450)	1	
-20	67768-00		PLACARD - Alternate static source	1	
-21	63913-70		HOSE - Alternate static	1	
-22	476 647	W	NIPPLE - Alternate static (AN816-3D)	1	
-23	476 643	W	NIPPLE - Alternate static (AN911-1D)	1	
-24	458 948	W	ELBOW - Alternate static (1K1-2-4)	1	
-25	488 474	W	TEE - Alternate static (AN917-1D)	1	
-26	554 861		CLAMP - Alternate static (#GS-4)	2	
-27	63207-00		TUBE - Airspeed pitot	1	
			A - Used on PA-28-180 with serial numbers 28-4378 and up, PA-28-235 with serial numbers 28-11040 and up, PA-28-140 with serial numbers 28-25000 and up, PA-28R-180 and PA-28R-200 airplanes.		
			B - Used on PA-28R-200 with serial numbers 28-30482, 28-35001 to 28-7135238 inclusive, PA-28-140, PA-28-180, PA-28R-180 and PA-28-235 airplanes.		
			C - Used on PA-28R-200 with serial numbers 28-7235001 and up.		
			W - These parts <u>must</u> be ordered from Service Spares Department, <u>Piper Aircraft, Lock Haven, Penna.</u>		

When ordering, always specify Part Number, Description and Serial Number of Aircraft

PA-28-140  
PA-28-180  
PA-28-235  
PA-28R-180  
PA-28R-200

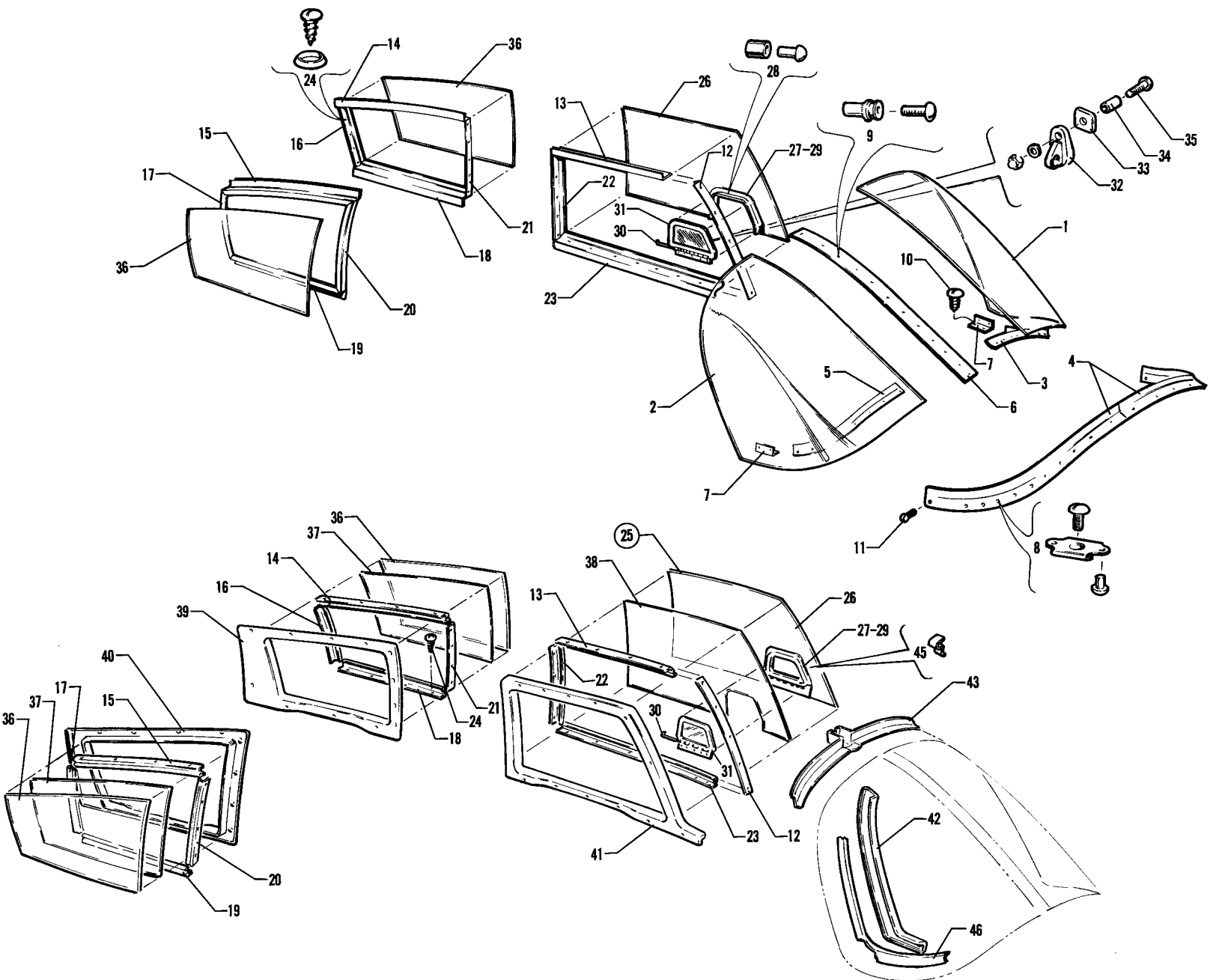


Figure 22. Fuselage Enclosure Installation

(PA-28-140-150-160 - Serial Nos. 28-1 and up)

(PA-28-180 - Serial Nos. 28-671 to 28-4377 inclusive)

(PA-28-235 - Serial Nos. 28-10003 to 28-11039 inclusive)



Figure and Index Number	Part Number	Code	NOMENCLATURE	No. Req.	SERIAL NUMBERS AFFECTED
22-	63070	C	DRAWING - Windshield Installation		
	65648	B	DRAWING - Windshield Installation		28-10720 to 28-11039 inclusive
	63071	C	DRAWING - Window Installation		
	65642	B	DRAWING - Window Installation		28-10720 to 28-11039 inclusive
-1	63070-16		WINDSHIELD - Left	1	
	63070-30	EF	WINDSHIELD - Left	1	28-7125001 and up
-2	63070-15		WINDSHIELD - Right	1	
	63070-29	EF	WINDSHIELD - Right	1	28-7125001 and up
-3	63070-04		COLLAR - Inside, left	1	
-4	63070-11		COLLAR - Outside, left	1	
	63070-05		COLLAR - Outside, right	1	
-5	63070-06		COLLAR - Inside, right	1	
-6	63070-07		TRIM STRIP - Windshield, center	1	
-7	63076-00	D	ZEE - Windshield attachment, right	1	
	63077-00	D	ZEE - Windshield attachment, left	1	
	67553-00	E	RETAINER - Windshield attachment, right	1	28-25000 and up
	67552-00	E	RETAINER - Windshield attachment, left	1	28-25000 and up
-8	415 149	W	SCREW - (AN526-632R8)	24	
	406 823	W	ANCHOR NUT - (NAS686A06K)	24	
	420 704	W	RIVET - (MS20426-AD3-4)	48	
-9	415 450	W	SCREW - (AN526-832R10)	9	
	406 863	W	RIVNUT - (#A8K-75)	9	
-10	419 746	CW	SCREW - Type "E" #4 1/2 x 1/2 L	4	
-11	415 150	W	SCREW - (AN526-632R10)	2	
-12	63071-02	C	RETAINER - Left, front, front window	1	
	65642-18	B	RETAINER - Left, front, front window	1	28-10720 to 28-11039 inclusive
-13	63071-03	C	RETAINER - Left, top, front window	1	
	65642-19	B	RETAINER - Left, top, front window	1	28-10720 to 28-11039 inclusive
-14	63071-04	C	RETAINER - Left, top, rear window	1	
	65642-14	B	RETAINER - Left, top, rear window	1	28-10720 to 28-11039 inclusive
-15	63071-05	C	RETAINER - Right, top, rear window	1	
	65642-15	B	RETAINER - Right, top, rear window	1	28-10720 to 28-11039 inclusive
-16	63071-06	C	RETAINER - Left, rear, rear window	1	
	65642-10	B	RETAINER - Left, rear, rear window	1	28-10720 to 28-11039 inclusive
-17	63071-07	C	RETAINER - Right, rear, rear window	1	
	65642-11	B	RETAINER - Right, rear, rear window	1	28-10720 to 28-11039 inclusive
			<p>A - Used on PA-28-140 with serial numbers 28-20002 and up, PA-28-150, PA-28-160 and PA-28-180 with serial numbers 28-1 to 28-4377 inclusive, and PA-28-235 with serial numbers 28-10003 to 28-11039 inclusive.</p> <p>B - Used on PA-28-235 airplanes only.</p> <p>C - Used on PA-28-235 with serial numbers 28-10003 to 28-10719 inclusive, and all PA-28-140, PA-28-150, PA-28-160 and PA-28-180 airplanes.</p> <p>D - Used on PA-28-140 with serial numbers 28-20002 to 28-24999 inclusive, PA-28-150, PA-28-160 and PA-28-180 with serial numbers 28-1 to 28-4377 inclusive, and PA-28-235 with serial numbers 28-10003 to 28-10719 inclusive.</p> <p>E - Used on PA-28-140 airplanes only.</p> <p>F - Used if gray tinted windshield is installed.</p> <p>W - These parts must be ordered from Service Spares Department, Piper Aircraft, <u>Lock Haven, Penna.</u></p>		

When ordering, always specify Part Number, Description and Serial Number of Aircraft



Figure and Index Number	Part Number	Code	NOMENCLATURE	No. Req.	SERIAL NUMBERS AFFECTED
22-18	63071-08	C	RETAINER - Left, bottom, rear window	1	
	65642-09	B	RETAINER - Left, bottom, rear window	1	28-10720 to 28-11039 inclusive
-19	63071-09	C	RETAINER - Right, bottom, rear window	1	
	65642-09	B	RETAINER - Right, bottom, rear window	1	28-10720 to 28-11039 inclusive
-20	63071-10	C	RETAINER - Right, front, rear window	1	
	65642-13	B	RETAINER - Right, front, rear window	1	28-10720 to 28-11039 inclusive
-21	63071-11	C	RETAINER - Left, front, rear window	1	
	65642-12	B	RETAINER - Left, front, rear window	1	28-10720 to 28-11039 inclusive
-22	63071-12	C	RETAINER - Left, rear, front window	1	
	65642-17	B	RETAINER - Left, rear, front window	1	28-10720 to 28-11039 inclusive
-23	63071-13	D	RETAINER - Left, bottom, front window	1	
	63071-19	E	RETAINER - Left, bottom, front window	1	
	65642-16	B	RETAINER - Left, bottom, front window	1	28-10720 to 28-11039 inclusive
-24	419 683	CW	SCREW - Type "A" PK. CSK. #4 x 1/2	45	
	419 875	B	SCREW - Type "A" Recessed head #4 x 3/8	50	28-10720 to 28-11039 inclusive
	494 001	CW	WASHER - #4 Finishing	45	
-25	63072-00	D	WINDOW ASSEMBLY - Front, left	1	
	65746-00	F	WINDOW ASSEMBLY - Front, left	1	
	65826-00	G	WINDOW ASSEMBLY - Front, left	1	
	65826-03	HJ	WINDOW ASSEMBLY - Front, left	1	28-7125001 and up
-26	63072-02	D	WINDOW - Front, left	1	
	65739-00	F	WINDOW - Front, left	1	
	65798-00	G	WINDOW - Front, left	1	
	65798-02	HJ	WINDOW - Front, left	1	28-7125001 and up
-27	23515-00	DW	FRAME ASSEMBLY - Storm window	1	
-28	18161-03	DW	BUSHING - Storm window frame	14	
	420 707	DW	RIVET - (MS20426-AD3-6)	14	
<p>A - Used on PA-28-140 with serial numbers 28-20002 and up, PA-28-150, PA-28-160 and PA-28-180 with serial numbers 28-1 to 28-4377 inclusive, and PA-28-235 with serial numbers 28-10003 to 28-11039 inclusive.</p> <p>B - Used on PA-28-235 airplanes only.</p> <p>C - Used on PA-28-235 with serial numbers 28-10003 to 28-10719 inclusive, and all PA-28-140, PA-28-150, PA-28-160 and PA-28-180 airplanes.</p> <p>D - Used on PA-28-140 with serial numbers 28-20002 to 28-21749 inclusive, PA-28-150, PA-28-160 and PA-28-180 with serial numbers 28-1 to 28-3361 inclusive, and PA-28-235 with serial numbers 28-10003 to 28-11039 inclusive.</p> <p>E - Used on PA-28-140 with serial numbers 28-21750 and up, PA-28-150, PA-28-160 and PA-28-180 with serial numbers 28-3362 and up.</p> <p>F - Used on PA-28-140 with serial numbers 28-21750 to 28-22962 inclusive, and PA-28-150, PA-28-160 and PA-28-180 with serial numbers 28-3362 to 28-3999 inclusive.</p> <p>G - Used on PA-28-140 with serial numbers 28-22963 and up, PA-28-150, PA-28-160 and PA-28-180 with serial numbers 28-4000 and up.</p> <p>H - Used on PA-28-140 airplanes only.</p> <p>J - Used if gray tinted windows are installed.</p> <p>W - These parts <u>must</u> be ordered from Service Spares Department, Piper Aircraft, <u>Lock Haven, Penna.</u></p>					

When ordering, always specify Part Number, Description and Serial Number of Aircraft

PA-28-140  
PA-28-150  
PA-28-160  
PA-28-180  
PA-28-235



Figure and Index Number	Part Number	Code	NOMENCLATURE	No. Req.	SERIAL NUMBERS AFFECTED
22-29	13945-40	HW	STRIP - Rubber, storm window frame seal	1	
-30	21025-04	HW	PIN - Storm window hinge	1	
	63744-09	D	PIN - Storm window hinge	1	
-31	21027-00	HW	WINDOW ASSEMBLY - Storm	1	
	65745-00	J	WINDOW ASSEMBLY - Storm	1	
	65896-00	G	WINDOW ASSEMBLY - Storm	1	
	65896-02	EF	WINDOW ASSEMBLY - Storm	1	28-7125001 and up
-32	65742-00	D	LATCH - Storm window	1	
-33	65741-00	D	SPACER - Storm window latch	1	
-34	65003-10	D	BUSHING - Storm window latch	1	
-35	415 151	DW	SCREW - (AN526-632R12)	1	
	408 823	D	WASHER - Shakeproof (#3502-10-71)	1	
	477 696	D	NUT - Dome (#8061-NP)	1	
-36	63073-00	C	WINDOW - Rear	2	
	63073-02	EF	WINDOW - Rear	2	28-7125001 and up
	65642-02	B	WINDOW - Rear, outer, left	1	28-10720 to 28-11039 inclusive
	65642-03	B	WINDOW - Rear, outer, right	1	28-10720 to 28-11039 inclusive
-37	65642-04	B	WINDOW - Rear, inner	2	28-10720 to 28-11039 inclusive
-38	65642-05	B	WINDOW - Front, inner, left	1	28-10720 to 28-11039 inclusive
-39	65659-00	B	TRIM - Window, left rear	1	28-10720 to 28-11039 inclusive
-40	65660-00	B	TRIM - Window, right rear	1	28-10720 to 28-11039 inclusive
-41	65661-00	B	TRIM - Window, left front	1	28-10720 to 28-11039 inclusive
-42	65673-00	B	TRIM - Windshield, right	1	28-10720 to 28-11039 inclusive
-43	65675-00	B	TRIM - Windshield, upper	1	28-10720 to 28-11039 inclusive
-44	65643-00	B	RETAINER - Inner window, left front	1	28-10720 to 28-11039 inclusive
-45	65644-00	B	CLIP - Inner window retainer	4	28-10720 to 28-11039 inclusive
-46	65563-04	B	RETAINER - Windshield mounting, left	1	28-10720 to 28-11039 inclusive
	65563-05	B	RETAINER - Windshield mounting, right	1	28-10720 to 28-11039 inclusive
			A - Used on PA-28-140 with serial numbers 28-20002 and up, PA-28-150, PA-28-160 and PA-28-180 with serial numbers 28-1 to 28-4377 inclusive, and PA-28-235 with serial numbers 28-10003 to 28-11039 inclusive.		
			B - Used on PA-28-235 airplanes only.		
			C - Used on PA-28-235 with serial numbers 28-10003 to 28-10719 inclusive, and all PA-28-140, PA-28-150, PA-28-160 and PA-28-180 airplanes.		
			D - Used on PA-28-140 with serial numbers 28-21750 and up, PA-28-150, PA-28-160 and PA-28-180 with serial numbers 28-3362 and up.		
			E - Used on PA-28-140 airplanes only.		
			F - Used if gray tinted windows are installed.		
			G - Used on PA-28-140 with serial numbers 28-22963 and up, PA-28-150, PA-28-160 and PA-28-180 with serial numbers 28-4000 and up.		
			H - Used on PA-28-140 with serial numbers 28-20002 to 28-21749 inclusive, PA-28-150, PA-28-160 and PA-28-180 with serial numbers 28-1 to 28-3361 inclusive, and PA-28-235 with serial numbers 28-10003 to 28-11039 inclusive.		
			J - Used on PA-28-140 with serial numbers 28-21750 to 28-22962 inclusive, and PA-28-150, PA-28-160 and PA-28-180 with serial numbers 28-3362 to 28-3999 inclusive.		
			W - These parts <u>must</u> be ordered from Service Spares Department, Piper Aircraft, <u>Lock Haven, Penna.</u>		

When ordering, always specify Part Number, Description and Serial Number of Aircraft

PA-28-140  
PA-28-150  
PA-28-160  
PA-28-180  
PA-28-235